

Sept. 16, 1947.

H. O. PETERSEN

2,427,416

SUPPORT

Filed Feb. 26, 1945

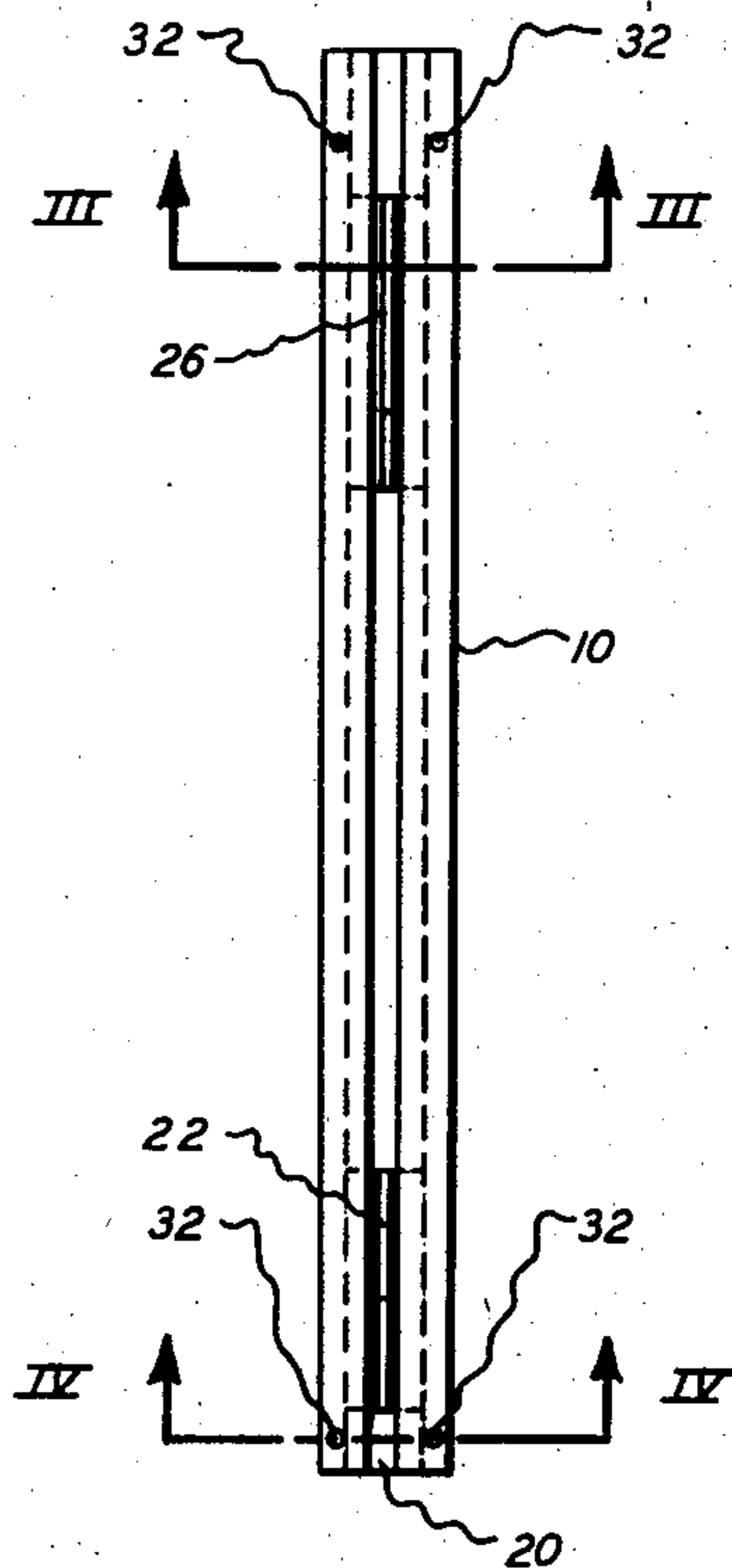


Fig. 1

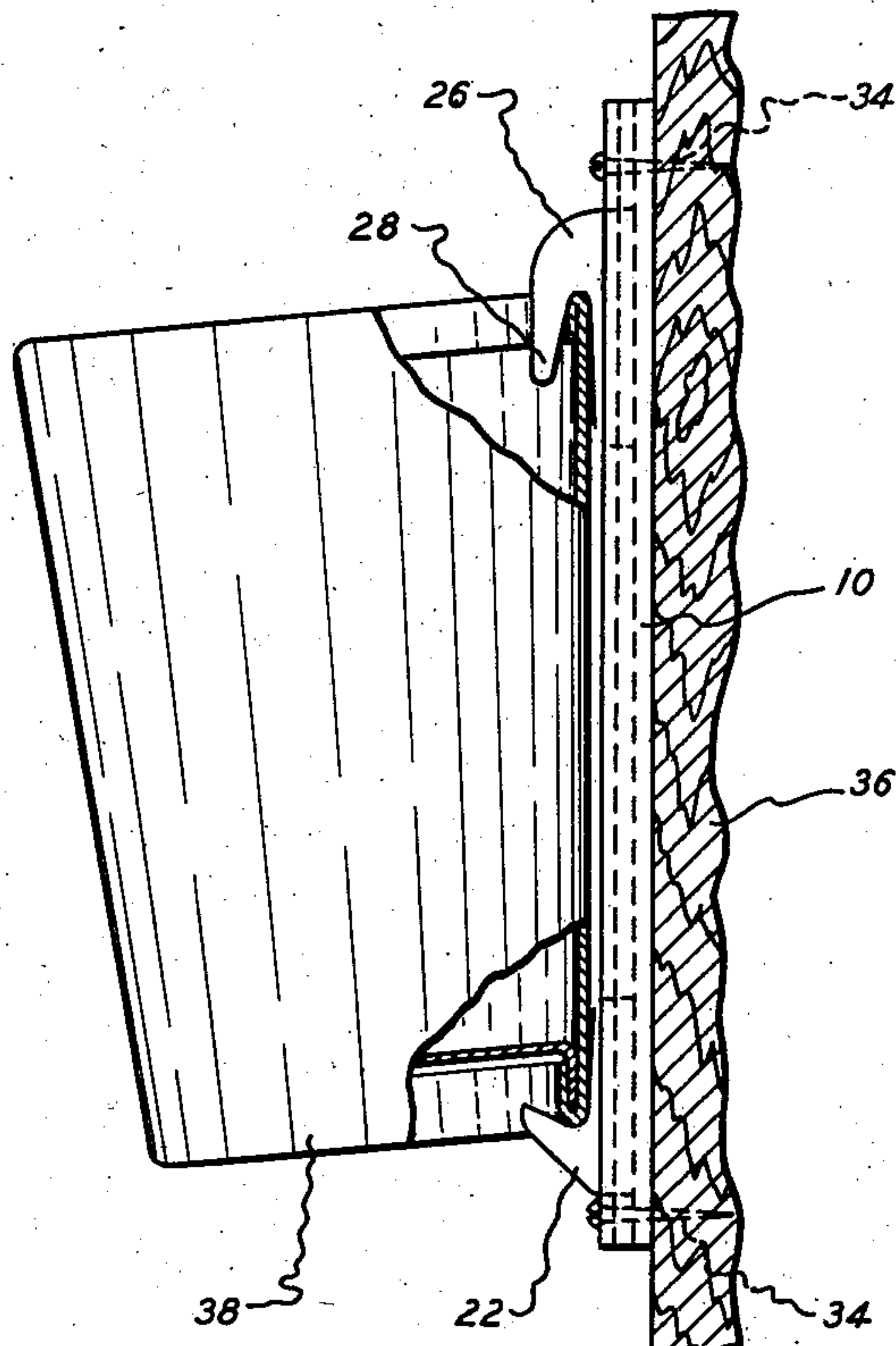


Fig. 2

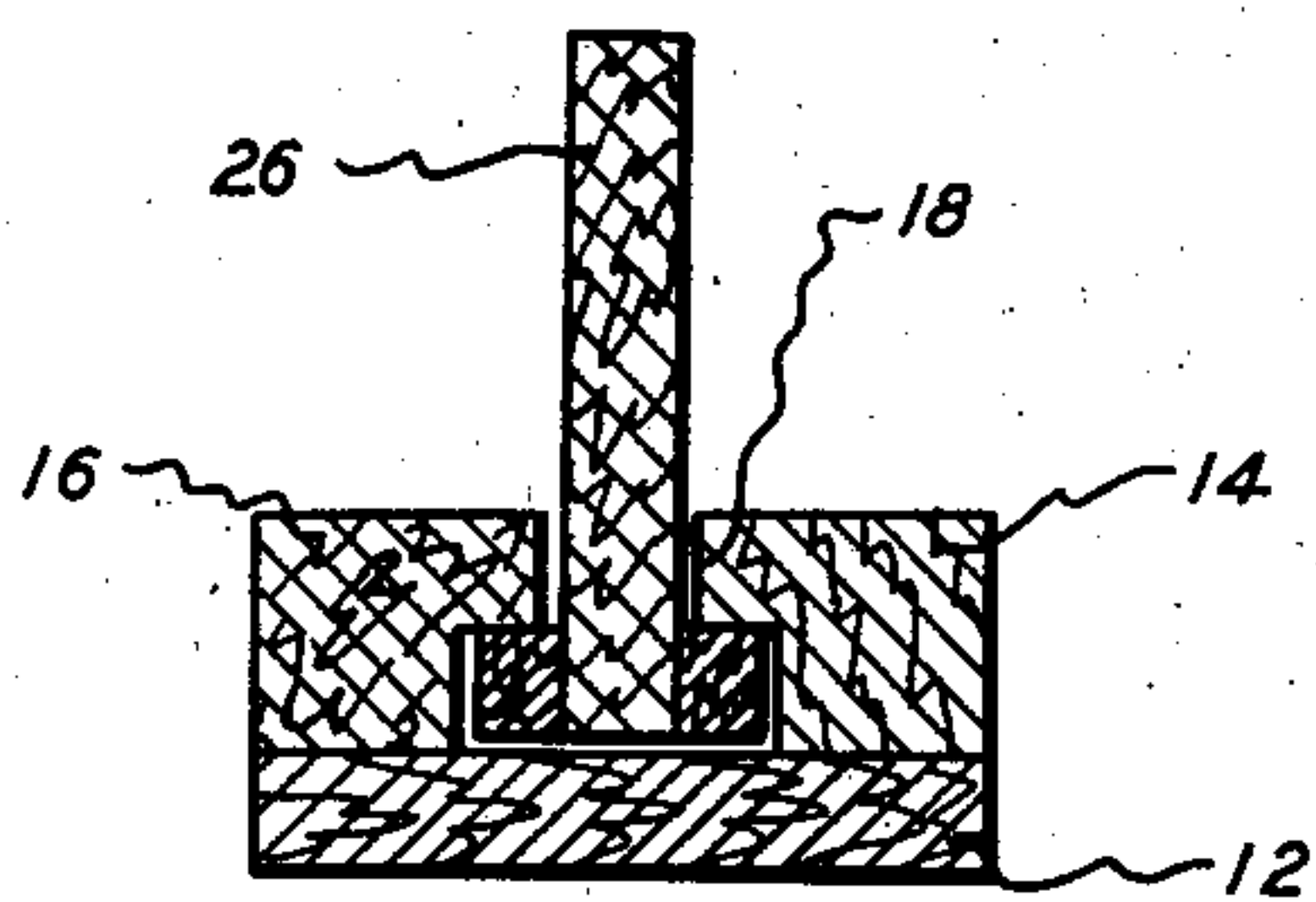


Fig. 3

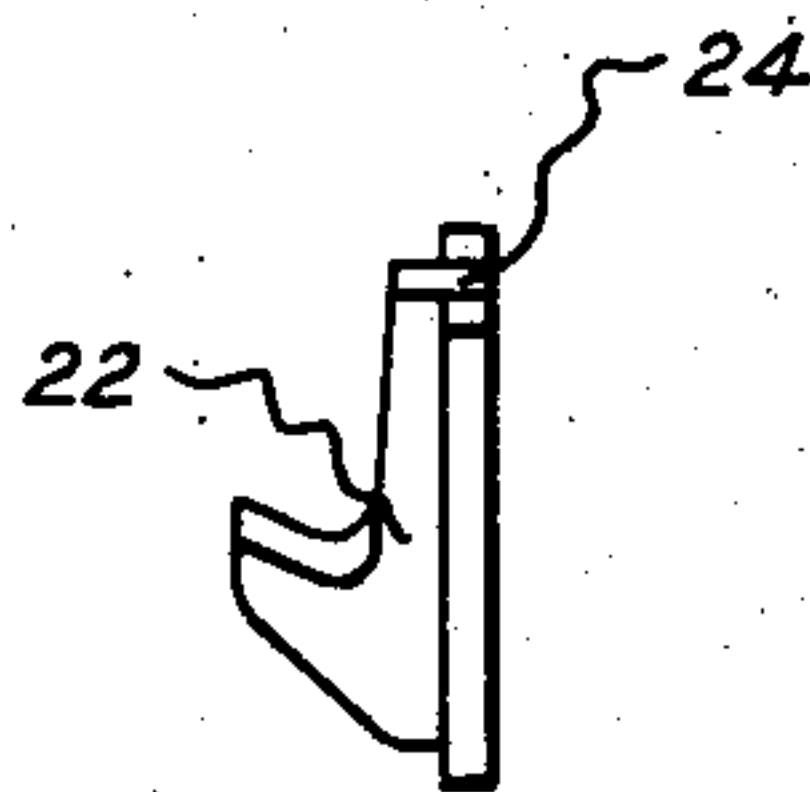


Fig. 5

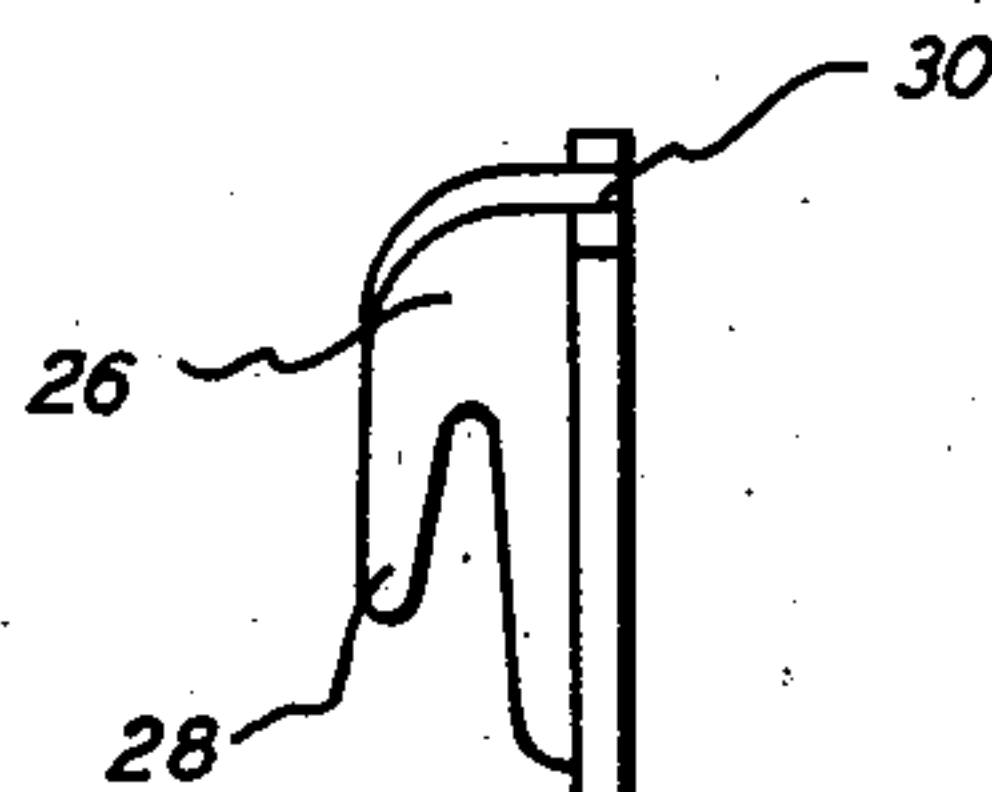


Fig. 6

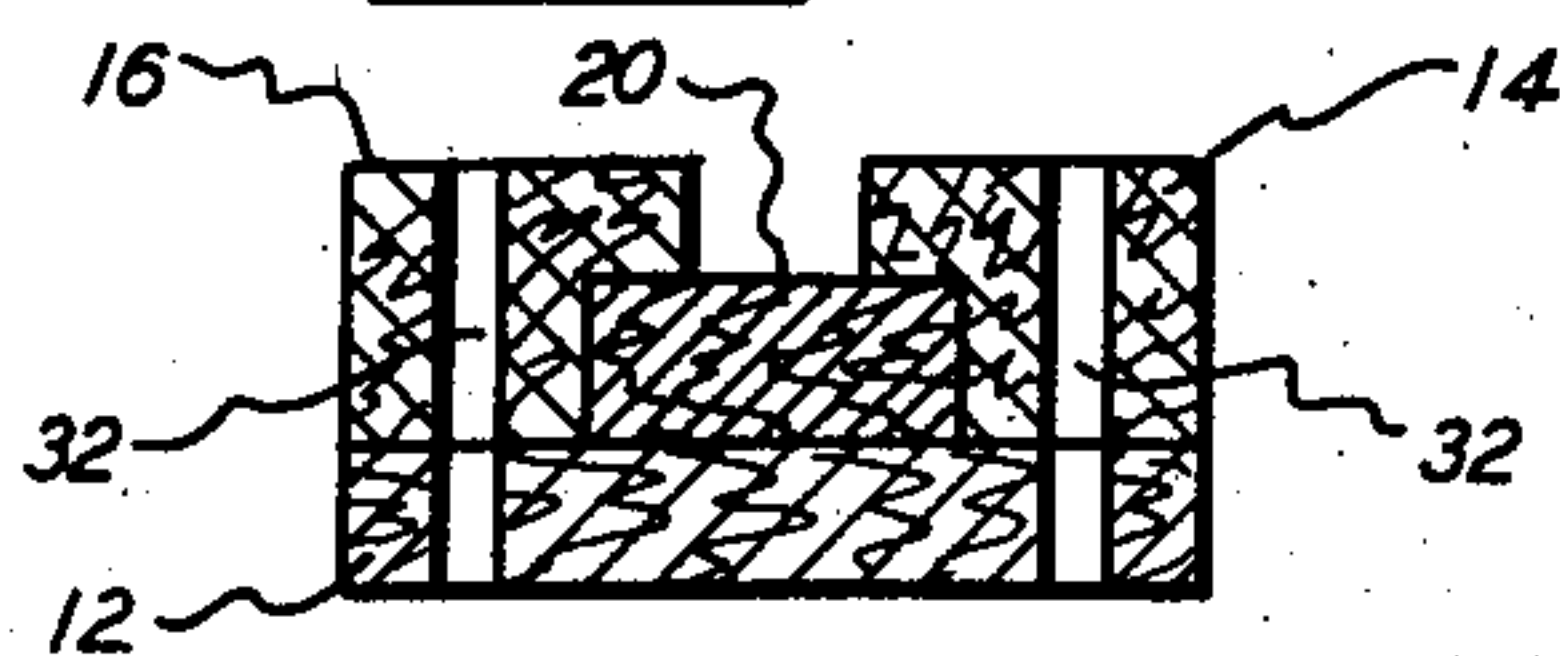


Fig. 4

Inventor

HENRY O. PETERSEN

By *Beaman & Langford*
Attorneys

UNITED STATES PATENT OFFICE

2,427,416

SUPPORT

Henry O. Petersen, Jackson, Mich.

Application February 26, 1945, Serial No. 579,710

1 Claim. (Cl. 248—311)

1

The present invention relates to improvements in container supporting structure, such as wastebaskets and the like, particularly adapted to being secured to the wall or the back side of a closet door, making it possible to support the receptacle off the floor in an out-of-the-way place.

Thus, one of the objects of the present invention is to provide a support for such receptacles as wastepaper baskets and the like capable of being used with receptacles of various size and shape.

Another object is to provide a support for a receptacle, such as a wastepaper basket and the like, which is capable of securely engaging with the receptacle at the bottom and top, yet from which the receptacle may be readily disengaged.

Another object of the invention is to provide a receptacle support which is of simple construction, yet capable of securely supporting receptacles of widely varied shapes and sizes.

A further object of the invention resides in the construction, combination and arrangement of structural parts as will be fully understood from a consideration of the following specification.

In the drawings,

Fig. 1 is a front elevational view of a support.

Fig. 2 is a side elevational view of a support shown attached to the inside of a closet door for a wastepaper basket,

Fig. 3 is a cross-sectional view taken on line III—III of Fig. 1,

Fig. 4 is a cross-sectional view taken on line IV—IV of Fig. 1,

Fig. 5 is a perspective view of the bottom supporting member, and

Fig. 6 is a view similar to Fig. 5 of the upper supporting member.

Referring to the drawing, the support generally designated by reference character 10 comprises the back portion 12 and spaced front portions 14 and 16, spaced and shaped to provide a T-slot 18. The parts 12, 14 and 16 may be conveniently fabricated of ply wood. It should be readily apparent, however, that in lieu of separate sections nailed, glued or otherwise secured together, the aforesaid may be fabricated from an integral piece of material.

At the lower end of the support 10 a stop 20 is fitted into the T-slot 18 to provide a support for the bottom ledge member 22 shown in Fig. 5. As should be apparent from a consideration of Fig. 5, the ledge member 22 is of T-shaped section at 24 to be slidably received in the groove 18 by insertion at the upper end of the groove, the ledge 22 being slid down into supporting relation with the stop 20.

The upper supporting member 26 has a down-

2

wardly extending hooked portion 28 and a T-shape back structure 30 to permit the same to be slidably received within the T-groove 18. Holes 32 at the upper and lower ends of the support 10 are adapted to receive screws 34 for mounting the support 10 to a surface 36, which very advantageously may be the inside of a closet door.

In Fig. 2 a wastepaper basket 38 of conventional construction is shown supported between the members 22 and 26. In attaching the basket 38, it is only necessary to adjust the bottom over the supporting member 22 and then permit the upper hook shaped member 26 to slide down the groove 18 to clear the hooked portion 28 engaging over the top edge of the basket 38. With a smaller basket or other receptacle, the member 26 is slid lower in the groove 18 until it engages with the top edge of the receptacle. It will also be appreciated from the construction and the method of attachment that the diameter of the receptacle may vary over a wide range and yet be capable of being supported between the members 22 and 26. Where the support 10 is secured to the backside of a closet door or the like, a wastepaper basket may be readily supported out of sight and up off of the floor. When it is to be used the door can be swung open and the wastepaper basket brought out into the room for convenience.

Having thus described my invention, what I claim as new and desire to cover by Letters Patent is:

A support for wastepaper baskets and the like comprising a vertical member having a vertical groove therein with a restricted throat, a supporting structure to engage with the bottom of the receptacle to be supported, bodily received in said groove and projecting outwardly to present a supporting surface, an upper supporting member in the form of a hook bodily supported in said groove and freely slidable therein and having a downwardly extending hook portion extending outwardly from said groove, a stop for limiting the downward movement of said first supporting member, and means for installing said support in a vertical position.

HENRY O. PETERSEN.

REFERENCES CITED

The following references are of record in the file of this patent:

UNITED STATES PATENTS

Number	Name	Date
1,136,005	Gumbel	Apr. 30, 1915
2,142,868	Di Vincenzo	Jan. 3, 1939
1,295,120	Cartre	Feb. 25, 1919