


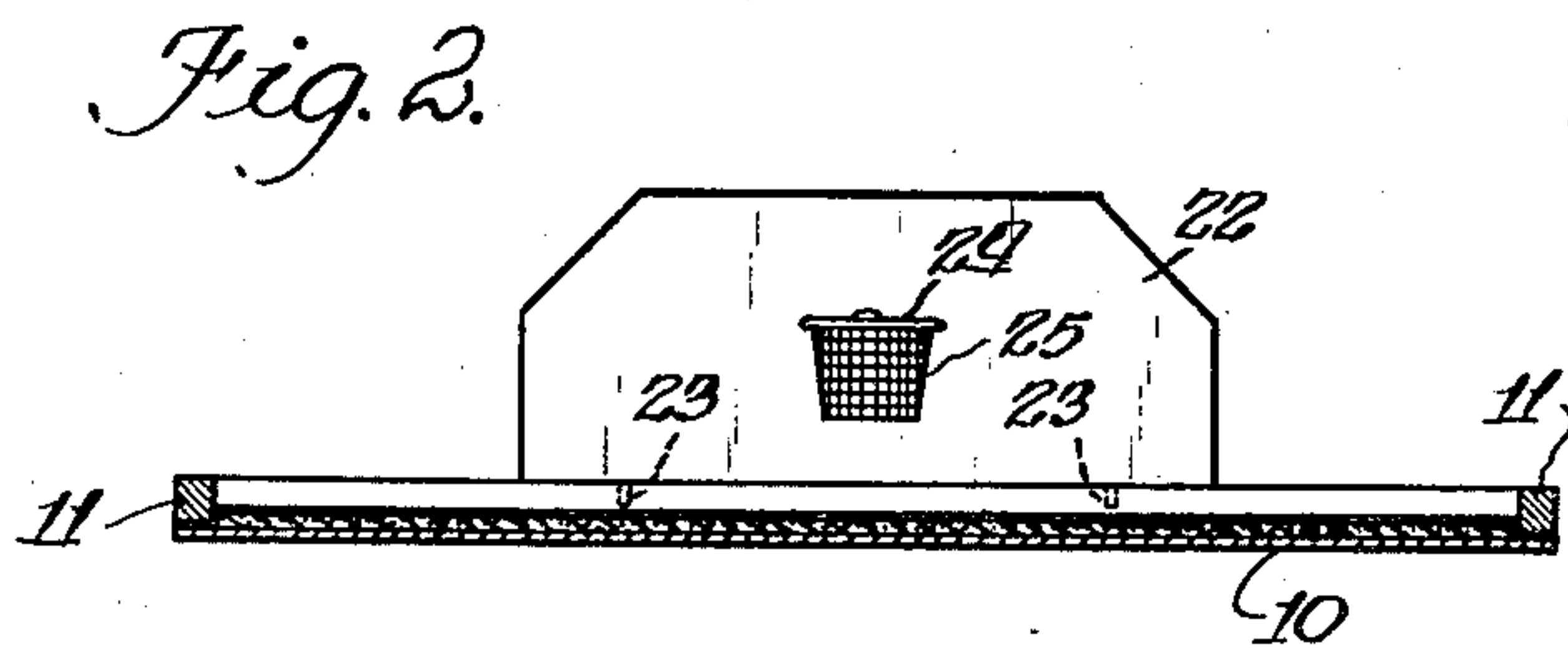
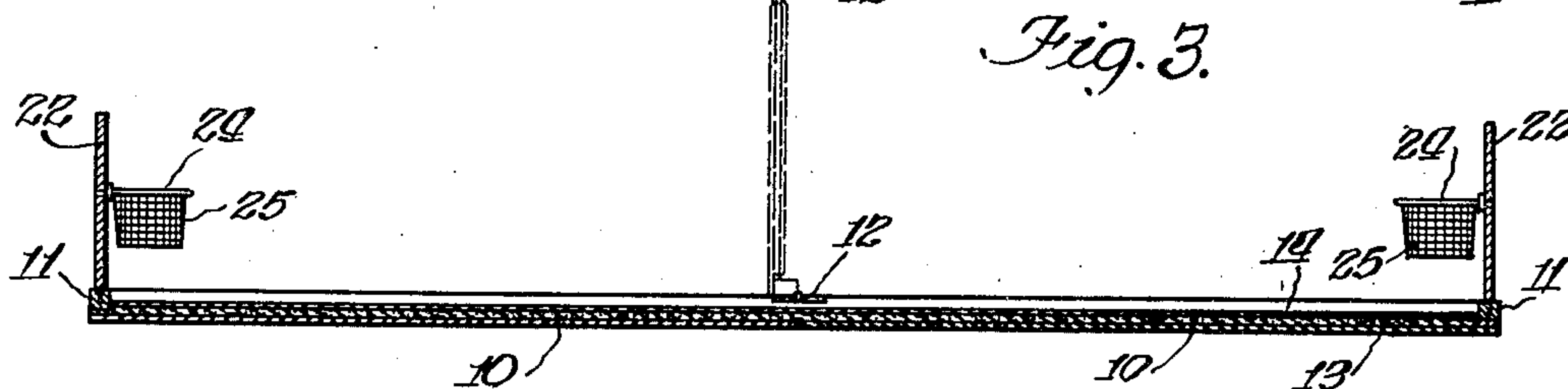
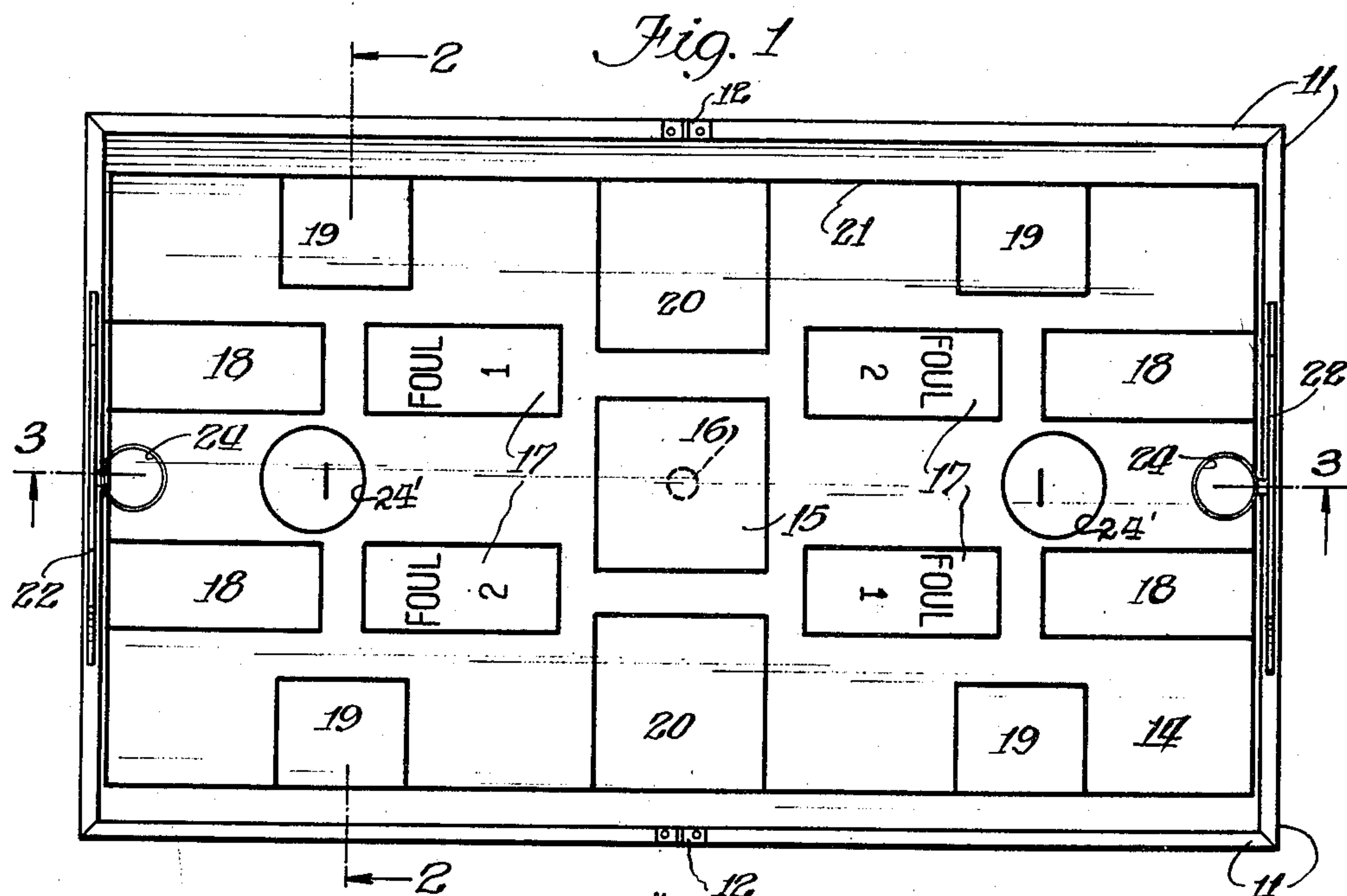
March 7, 1944.

H. M. HAY

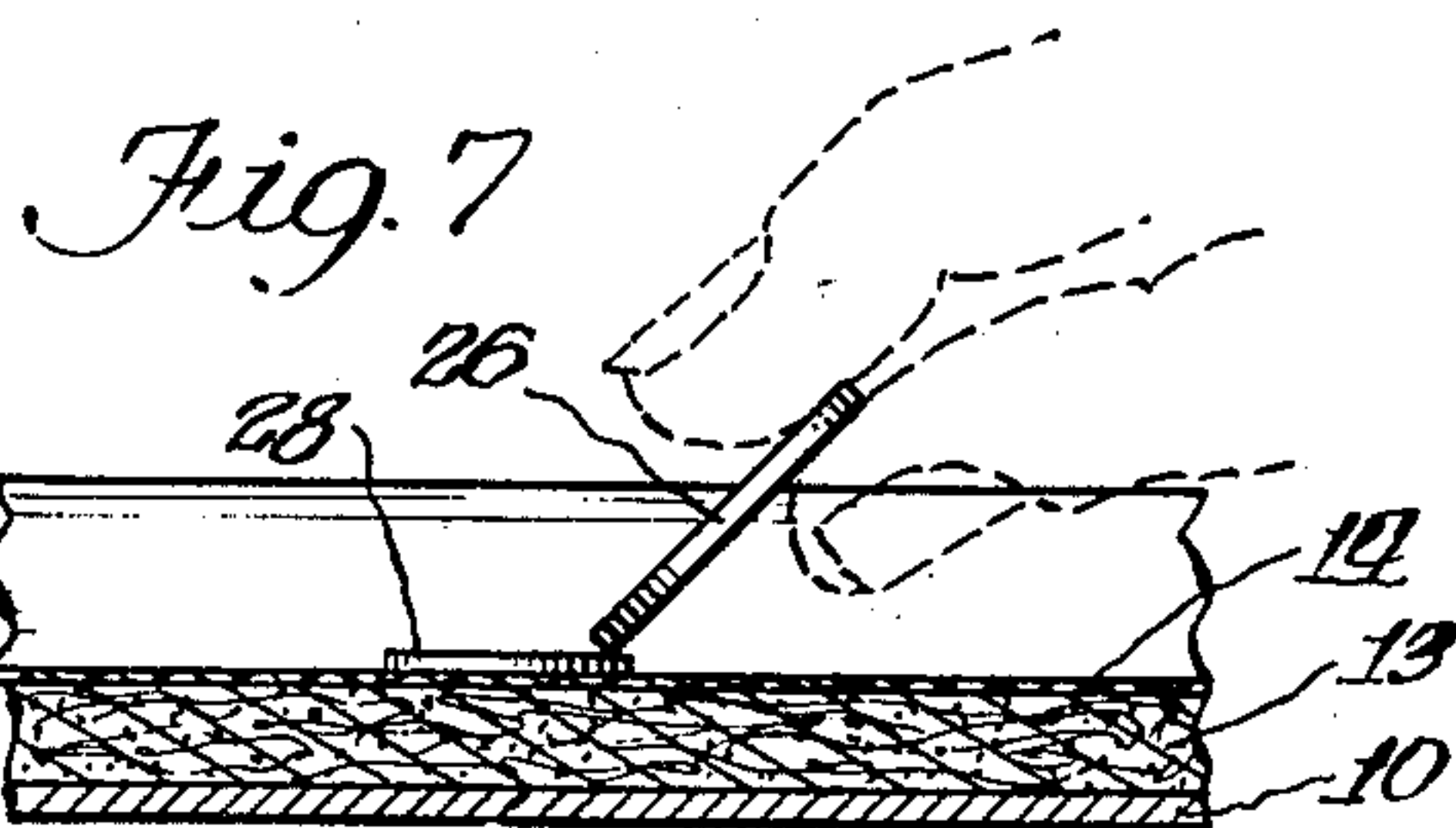
2,343,506

GAME

Filed April 3, 1942



*Fig. 6*



Inventor:  
Howard M. Hay.  
By: *Brayton W. Richards*  
Attorney.

## UNITED STATES PATENT OFFICE

2,343,506

GAME

Howard M. Hay, Chicago, Ill.

Application April 3, 1942, Serial No. 437,606

1 Claim. (Cl. 273—95)

The invention relates to improvements in games and has for its primary object the provision of a novel and interesting game which is of simple construction and capable of economic production.

Another object of the invention is the provision of a game of the character indicated which may be played somewhat in imitation of the ordinary game of basketball.

Other objects will appear hereinafter.

The invention consists of the combinations and arrangements of parts hereinafter described and claimed.

The invention will be best understood by reference to the accompanying drawing and in which

Fig. 1 is a top plan view of a game embodying the invention;

Fig. 2 is a longitudinal section taken substantially on line 2—2 of Fig. 1;

Fig. 3 is a longitudinal section taken substantially on line 3—3 of Fig. 1;

Fig. 4 is a plan view of a finger piece employed in the game;

Fig. 5 is a similar view of another finger piece employed in the game;

Fig. 6 is a plan view of a projectile employed in the game; and

Fig. 7 is a detail view illustrating the method of employing the finger piece and the projectile in the game.

The embodiment of the invention illustrated in the drawing comprises a base member made in two halves each consisting of a sheet of cardboard 10, or the like, reinforced at its edges by a wooden rail 11 and hinged together at 12 for folding. A pad 13 is placed over the upper surface of the members 10 and this pad is covered by a cloth sheet 14 stretched tightly and smoothly thereover. The top surface of the covering 14 is marked or stamped to provide a plurality of separate areas. These areas include a central square 15 provided with a circular center 16 and from which area the game is started as will appear hereinafter. Additional foul areas 17 are provided at each side of the central longitudinal line of the base member and are marked as indicated with the word "foul" and also with the members 1 and 2 to indicate the extent of the foul. Additional areas 18, 19 and 20 are also marked off to constitute "out of bounds" areas,

and a border line 21 is extended entirely around the field thus provided as shown. Wall members 22 are detachably mounted on the end rails 11 by means of dowels 23 and detachable basket frames 24 are mounted on the wall members by means of screw elements extended thereinto. Open bottom nets or baskets 25 are attached to the frames 24 as indicated. Finger pieces 26 and 27 in the form of discs which are differently colored, and a similarly shaped projectile 28 are also provided for playing the game.

In playing the game one of the players places the projectile 28 on the central circle 16 and propels the same by snapping the finger piece over an edge thereof as indicated on Fig. 7. The player is allowed four shots or manipulations in order to project the member 28 into one of the baskets. If in doing this the member 28 is projected on to a border line of the square 15 or into one of the out of bound areas 18, 19 or 20, or across the border line 21, the other player takes over possession of the member 28 and is allowed to proceed as above. Also if the first player projects the member 28 into either of the "foul" areas, his opponent obtains 1 or 2 free shots for the basket from the circle 24', the number of shots being determined by the number appearing on the particular foul area involved, thus a game somewhat resembling the ordinary game of basketball may be played upon the game board provided. Obviously other rules may be similarly employed in playing the game.

While I have illustrated and described the preferred form of construction for carrying the invention into effect, this is capable of variation and modification without departing from the spirit of the invention. I therefore do not wish to be limited to the precise details disclosed, but desire to avail myself of such variations and modifications as fall within the scope of the appended claim.

I claim:

In a game board, a base member constituting a playing field, said member comprising a sheet of relatively stiff material, a resilient pad covering the upper surface of said relatively stiff sheet, and a smooth flexible cloth stretched tightly over and covering the upper surface of said pad and cooperating therewith to provide a resilient game playing surface.

HOWARD M. HAY.