

Dec. 19, 1939.

S. MacDONALD
FACE LIFTING DEVICE

2,184,099

Filed Aug. 7, 1937

Fig. 1.

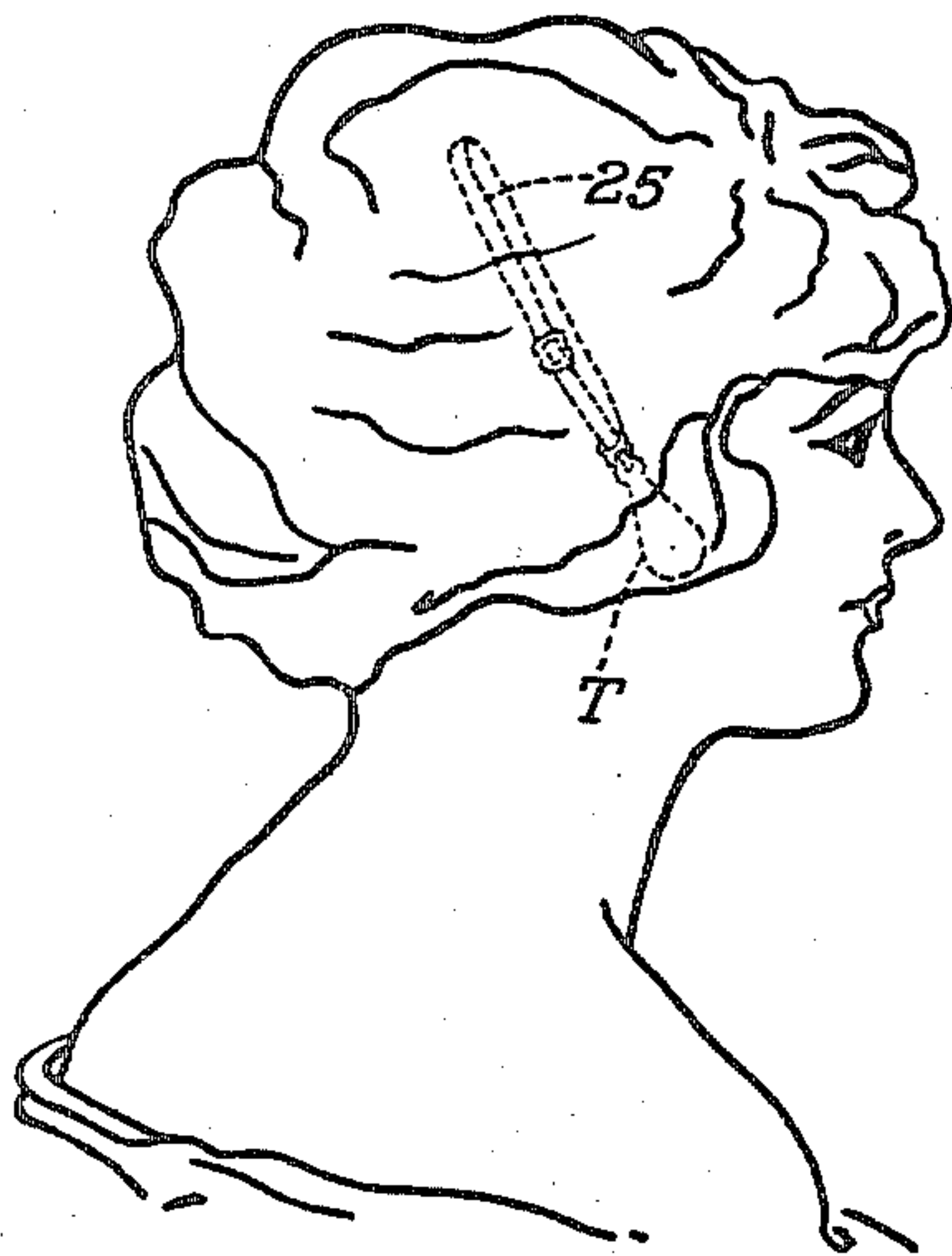


Fig. 3.

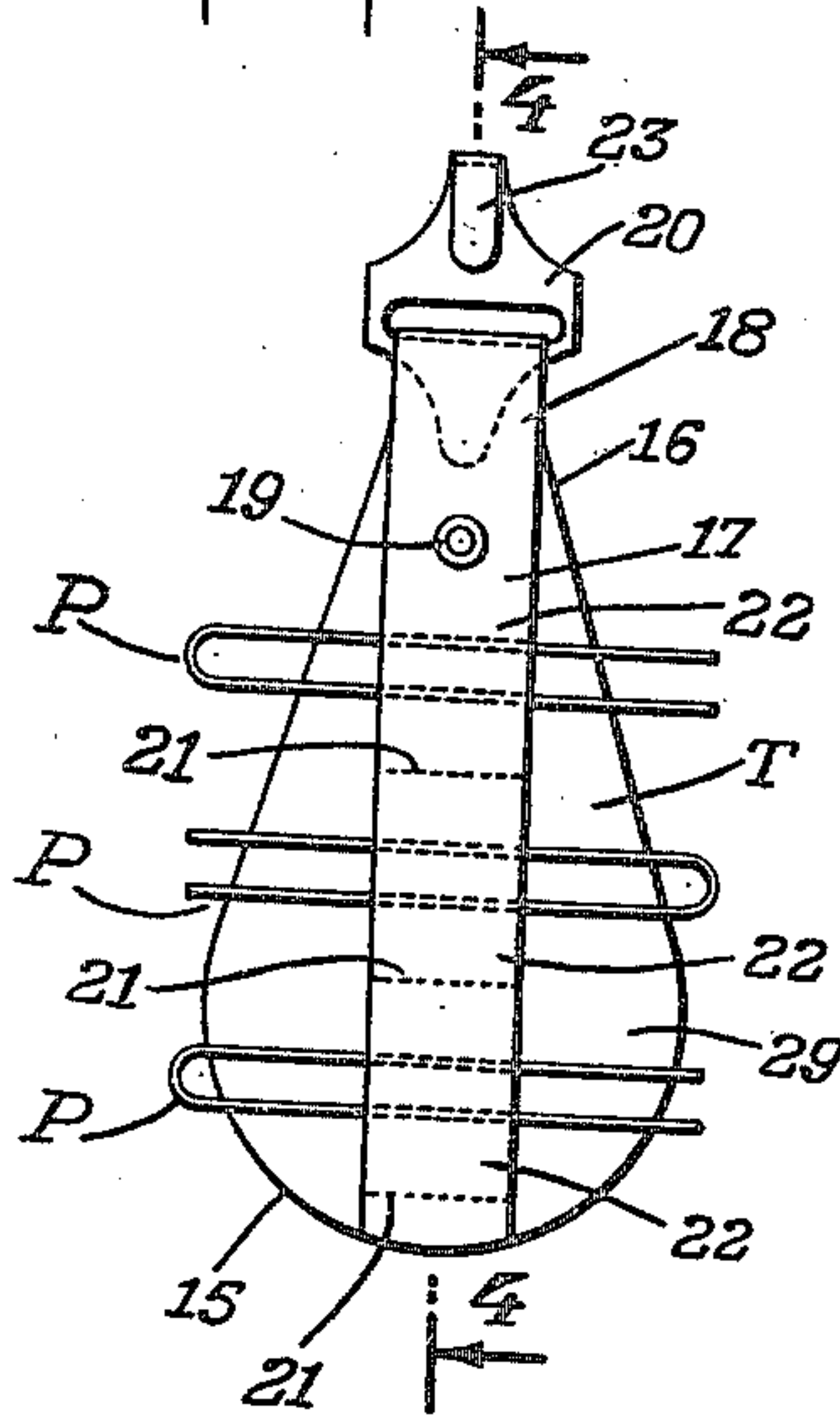


Fig. 4.

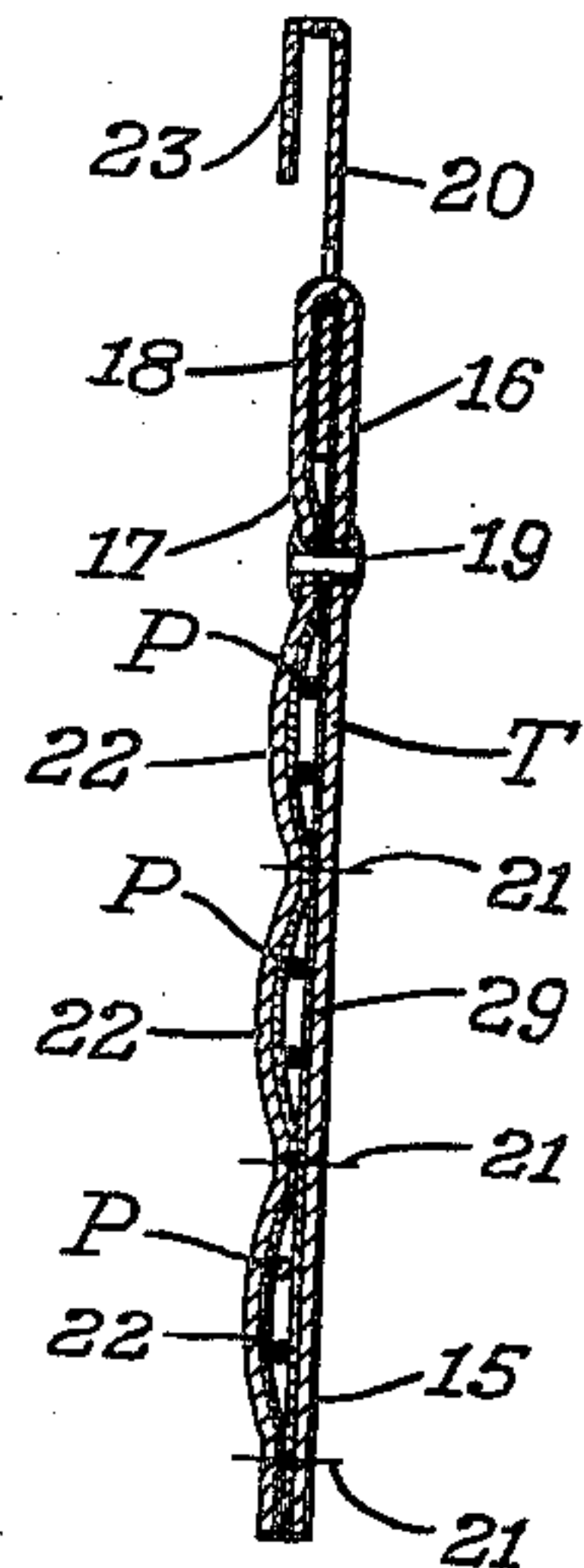


Fig. 2.

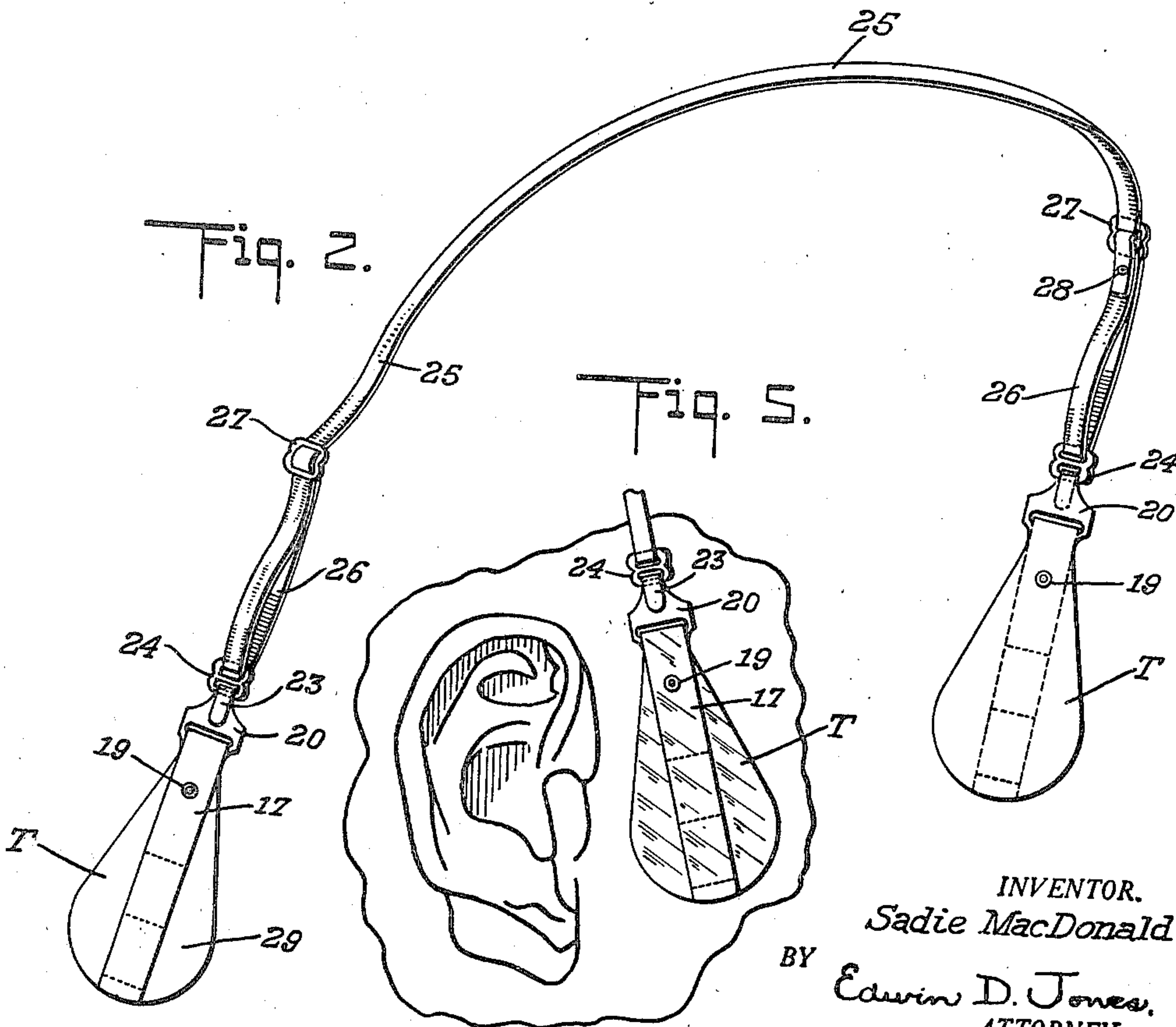
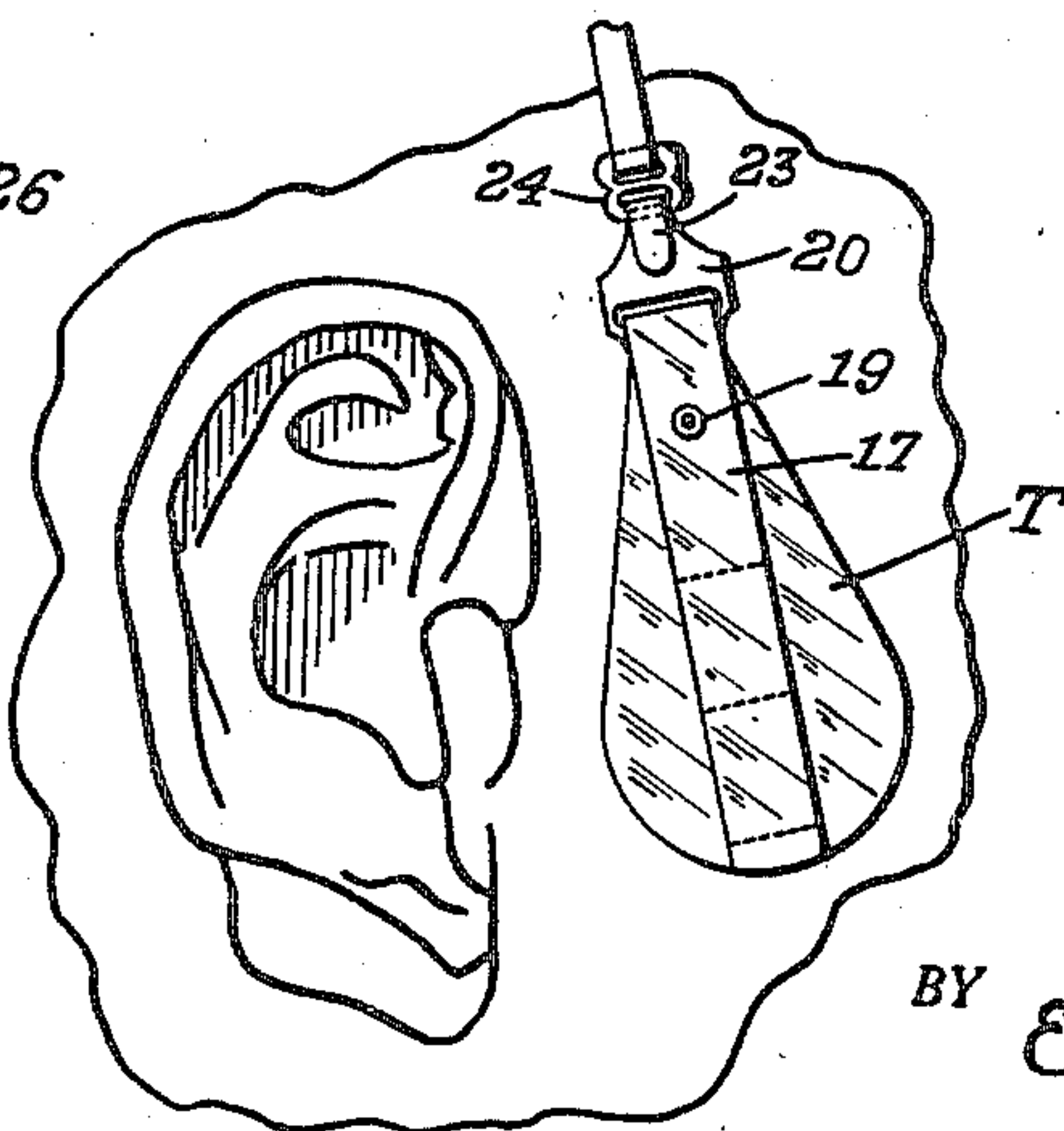


Fig. 5.



INVENTOR.
Sadie MacDonald
BY Edwin D. Jones,
ATTORNEY.

UNITED STATES PATENT OFFICE

2,184,099

FACE LIFTING DEVICE

Sadie MacDonald, Los Angeles, Calif.

Application August 7, 1937, Serial No. 157,985

1 Claim. (Cl. 128—76)

My invention relates to facial devices of the character set forth in my Patent No. 1,563,767, granted December 1, 1925, embodying a pair of tabs adapted to be secured to the sides of the face of the wearer, and a strap connecting the tabs and extending over the head of the wearer to exert an upward pull on the tabs whereby, the device is operative to lift the skin and facial muscles for the purpose of removing wrinkles and reducing sagging cheeks and fleshy chins.

It is a purpose of my present invention to provide a facial device of this character in which each tab is constructed from a sheet of extremely thin, pliable and transparent material such as "Cellophane" or "pliofilm" whereby it may be easily and securely glued to the sides of the face by reason of its thinness, readily conform to the contour of the sides of the face by virtue of its pliability, and completely expose the skin of the face therebeneath when applied so as to render it practically invisible.

It is also a purpose of my invention to provide a facial device in which each tab is constructed of the aforesaid material but which as an alternative for rendering it invisible and toughening the material against possible tearing, the tab is coated on its outer surface with an enamel of a color conforming to the color of the hair of the person wearing the device.

Another purpose of my invention is the provision of a facial device in which each tab is provided with a strap secured to the outer side thereof in a manner to provide loops into which pins of any suitable character may be extended for holding the hair in covering relation to the tab to aid in concealing the tab, and also to provide means for securing part of a strap fastener thereto by which the strap can be secured to the tab.

A further purpose of my invention is the provision of a facial device having tabs characterized by their particular form or contour, they being so shaped as to cause the strap to exert a pull along the major axes of the tab to effect a direct lift of the cheeks and chin without drawing the skin adjacent the eyes and thus distorting the eyes from their natural expression.

A still further purpose of my invention is the provision of a strap for the tabs which, instead of being formed with an adjustable loop at only one end thereof, and thus rendering it impossible to exert equal tension on the two tabs, is formed with adjustable loops at both ends, thereby causing the strap to exert a uniform pull on both

tabs to the end of lifting the sides of the face uniformly.

I will describe only one form of facial device, two forms of tabs, and one form of strap, each embodying my invention, and will then point out the novel features thereof in the claim.

In the accompanying drawing:

Fig. 1 is a view showing one form of facial device embodying my invention as applied to the face and head of a wearer.

Fig. 2 is an enlarged perspective view of the facial device in Fig. 1.

Fig. 3 is an enlarged detail view of one of the tabs shown in Fig. 2, and viewing the latter from the outer side thereof.

Fig. 4 is a sectional view taken on the line 4—4 of Fig. 3.

Fig. 5 is a view of another form of tab embodying my invention as applied to the cheeks of the wearer.

In carrying out my invention I provide two tabs T each constructed from a sheet of extremely thin, pliable and transparent material such as "Cellophane" or "pliofilm", which is cut to provide a body having a wide and rounded lower end 15 tapering into a narrow upper end 16 which is extended to form a strip 17 preferably of uniform width from end to end. At its point of connection with the tab body the strip 17 is folded on itself to dispose it to the outer side of the tab and to form at that point a loop 18 which is permanently closed by a small rivet 19 but only after the strip has been extended through the slot of a hook fastener 20 to permanently secure the fastener to the strip.

Beyond or below the rivet 19, the strip is stitched or otherwise secured to the tab body as indicated at 21 to form a plurality of closed loops 22, opening to both edges of the strip so that hair-holding pins such as those illustrated in Fig. 3 may be extended into the loops from either side and removably held in fixed position on the tab. Secured to the tab body as described, the strip 17 is disposed along the major axis of the tab, for a purpose to be described hereinafter.

Each fastener 20 is formed of metal and provided with a hook 23 adapted for engagement within the slot of a strap fastener 24 secured on the end of a strap 25 which latter is preferably constructed of elastic material. This strap is characterized from previous straps employed for the purpose, by being looped at both of its ends as indicated at 26, and such loops are adjustable as to length by the provision of buckles 27.

The manner of forming these loops 26 will be clear from Fig. 2 of the drawing. The free ends of the strap are first extended through the fasteners 24 and the buckles 27, and then permanently secured to the buckles by rivets 28.

In the application of the device to the wearer, the inner sides of the tabs T or those sides opposite the strip sides, and which sides are smooth, are secured to the sides of the face adjacent the ears by applying to such sides as well as to the face a suitable adhesive. Once the adhesive has set, the strap is extended over the wearer's head, as illustrated in dash lines in Fig. 1, and the fasteners 24 engaged in the hooks of the fasteners 20.

By proper and identical adjustment of the strap loops 26, the strap is caused to exert the same upward pull on both tabs, thus effecting the same elevation or lift of the skin and facial muscles at the two sides of the face, and thereby preventing face distortion as a result of lifting the face unequally at its sides.

By virtue of the particular form of each tab, that is to say, the wide and rounded lower end tapering into the narrow and upper end, the lift exerted by the strap elevates the cheeks and draws excess chin fat upwardly over the jaw bones, all without drawing the skin adjacent the eyes upwardly or outwardly. In this manner the desired lift is attained of the cheeks and chin without distorting the skin about the eyes so that a natural expression of the eyes is maintained to permit the device to be worn without detection by reason of changing the eye expression. Also, by connecting the strap to the tabs along the major axes thereof, the lift exerted by the strap is directed along such axes, thus providing the functional advantages of precluding tearing or distortion of the strip or tab, and causing the tabs to exert maximum pull upwardly along their axes to the end of securing the desired lift of the cheeks and chin and yet not draw the skin to the sides of the tabs and form objectionable wrinkles in the skin.

Once the device has been applied as described, the hair of the wearer is drawn to overlie the tabs and secured in concealing relation to the tabs by extending hair pins P through the hair and then into the loops 22 (Fig. 3), thus holding the hair in place.

In Figs. 2, 3 and 4, I have shown the film-like material of which the tabs and strips are formed, coated on their outer sides with an enamel 29. This enamel provides the advantage of toughening the thin material against tearing or stretching, and by using enamel of the same color as the hair of the wearer, detection of the tab and strip beneath the hair is rendered practically impossible.

In Fig. 5, I have shown a tab applied to the face adjacent one ear, made of the same film-like transparent material but without a coating of enamel. Thus, the transparency of the material can be utilized to expose therebeneath the skin of the wearer and thereby avoid detection beneath the hair without the necessity of coating.

Although I have herein shown and described only one form of facial device, two forms of tabs, and one form of strap, each embodying my invention, it is to be understood that various changes and modifications may be made herein without departing from the spirit of my invention and the spirit and scope of the appended claim.

I claim:

A device of the character described comprising a tapered freely pliable body of transparent material having an adhesive covering one face thereof, and a strip of less width than the body disposed at the opposite side of the said body and having tackings therewith at intervals throughout the length of said body for effecting flat relatively long loops spaced from opposite edges of said body to facilitate insertion of a hairpin into an end of each loop so that the hair can be clamped between the ends of each hairpin and the pliable body and in covering relation to the strip and the body.

SADIE MACDONALD.