

Feb. 28, 1939.

D. W. FAIRCHILD

2,149,210

EAR AND NECK PROTECTOR

Filed Feb. 5, 1938

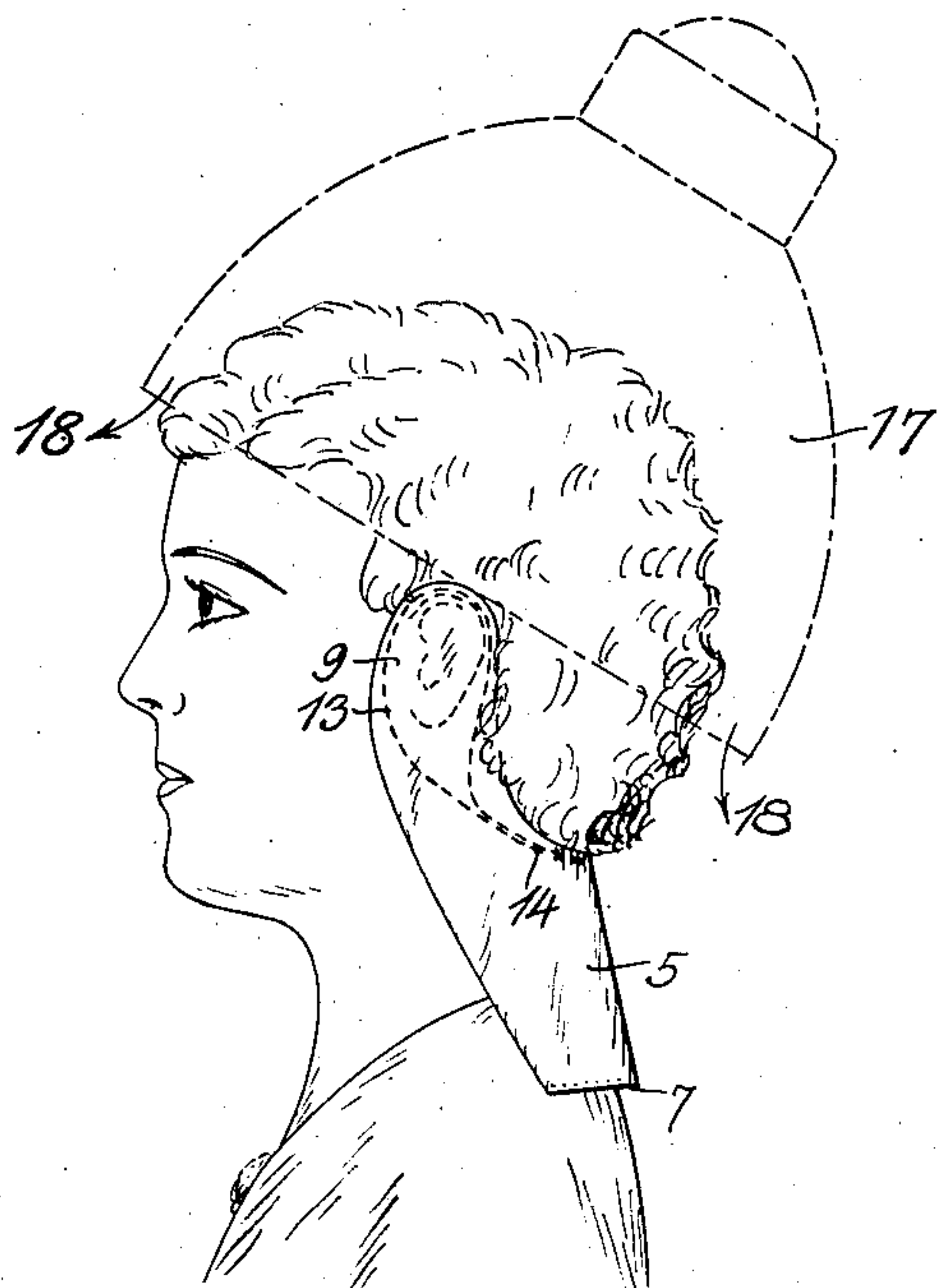


Fig. 1.

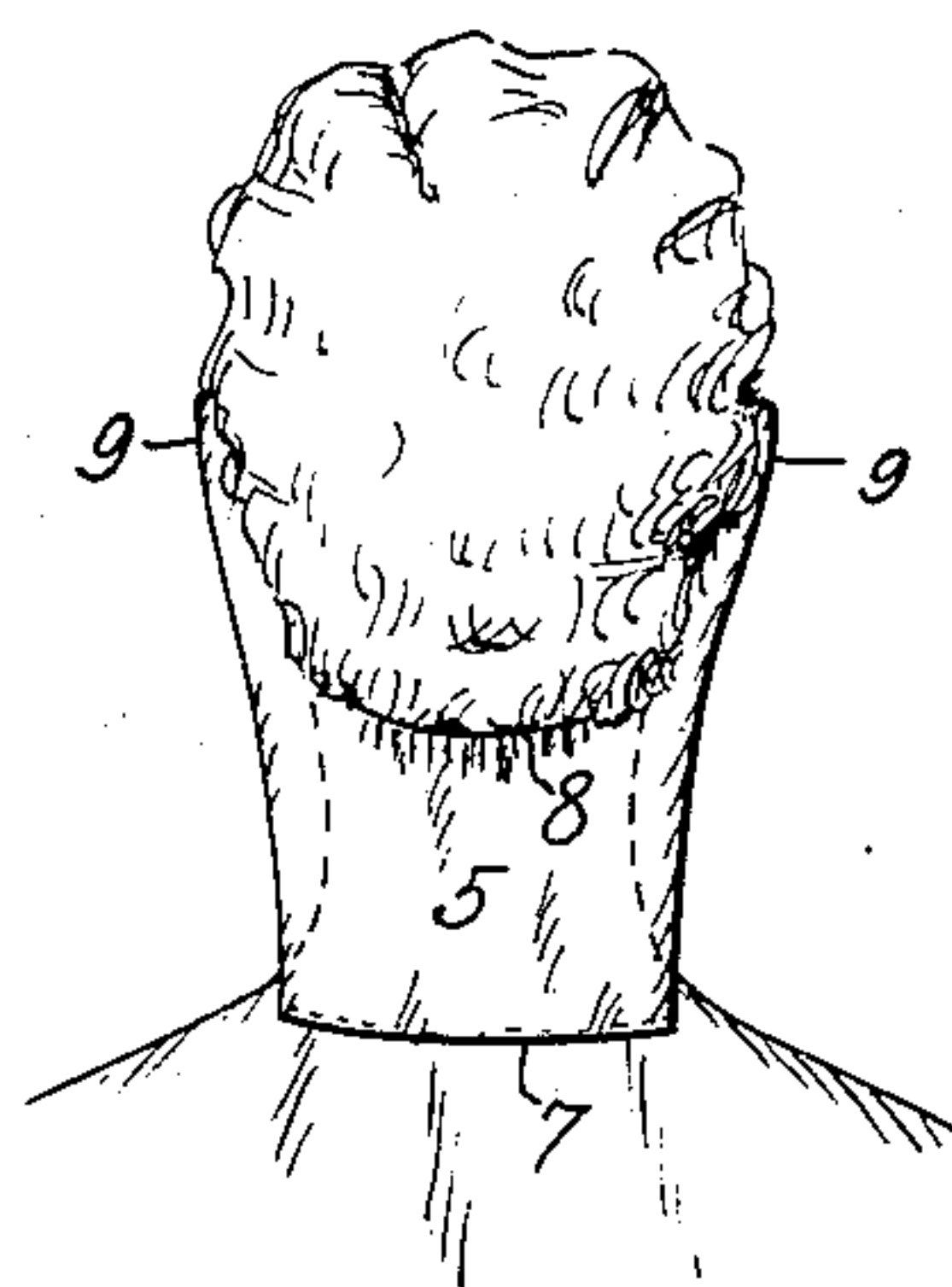


Fig. 2.

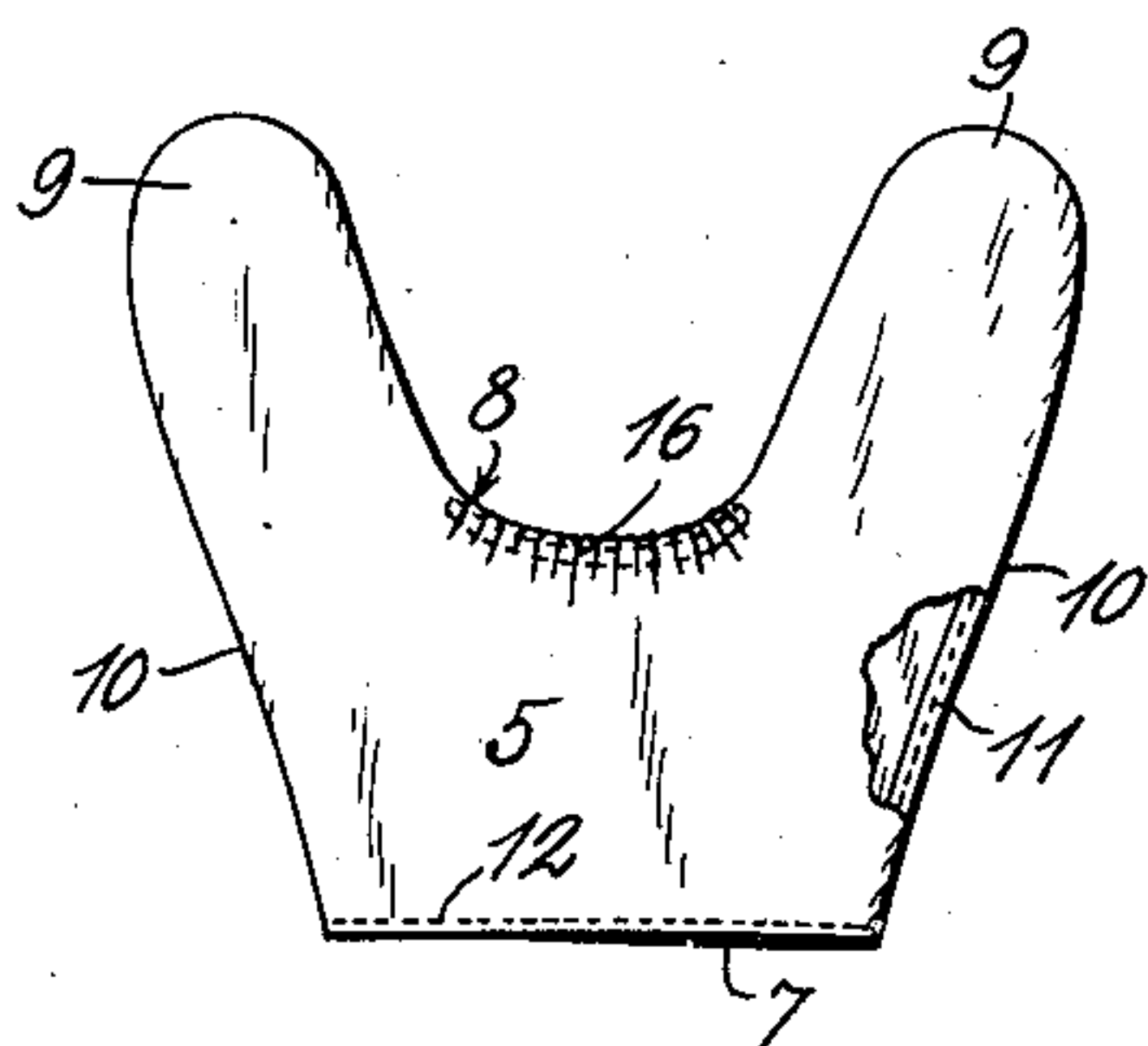


Fig. 3.




Fig. 4.

INVENTOR.
DEMPSEY W. FAIRCHILD
BY *Martin E. Anderson*
ATTORNEY.

UNITED STATES PATENT OFFICE

2,149,210

EAR AND NECK PROTECTOR

Dempsey W. Fairchild, Denver, Colo.

Application February 5, 1938, Serial No. 188,835

5 Claims. (Cl. 132—1)

This invention relates to improvements in ear and neck protectors and refers more particularly to a means for protecting the wearer from the heated air used in mechanical hair driers.

5 It is quite common practice in beauty parlors to expedite the drying of the customer's hair, after it has been wetted by a shampoo or other treatment, and for this purpose an apparatus is positioned adjacent the back and top of the head
10 for flowing heated air over the hair. In order to be effective, the air must be heated to such a degree that it is decidedly uncomfortable if it comes into direct contact with the skin and many customers object to the drying operation.

15 It is the object of this invention to produce a simple protector that can be quickly attached to the head of a customer and which will cover the ears and the neck and shield them from the unpleasant hot air currents.

20 Another object is to produce a protector that can readily be laundered and kept in sanitary condition.

A further object is to provide a protector having associated with it or forming part of it, a wire
25 frame that functions as a means for attaching it to the ears of a customer and which frame can be readily detached from the fabric part when the latter is to be cleaned.

The above and other objects that may appear
30 as the description proceeds are attained by means of a construction and arrangement of parts that will now be described in detail and for this purpose reference will be had to the accompanying drawing in which the invention has been illustrated in its preferred form and in which:

35 Figure 1 is a view showing the protector in place on a wearer's head;

Figure 2 is a rear view showing the protector in place;

40 Figure 3 is a plan view of the protector in detached position; and

Figure 4 is a perspective view of the wire frame, showing the same separate from the fabric covering.

45 In the drawing, reference numeral 5 designates the protector proper, which is formed from cloth or paper or from any other suitable material, as for example "Cellophane" and reference numeral 6 designates the wire frame as a whole.

50 The protector 5 is usually made from cloth in the form of a bag whose open end has been designated by numeral 7. The closed end or bottom has been designated by numeral 8 and is downwardly concave. The bottom corners form projecting pockets 9 and the sides 10 are upwardly

flaring and preferably somewhat concave. The pockets 9 form corner tabs that serve to cover the ears. The bottom 8 is curved downwardly to such an extent that when the projector is in place, as shown in Figs. 1 and 2, the edge of the
5 bottom conforms quite closely to the hair line. Since the hair line is not a fixed line that is the same for all individuals, it is apparent that the protector may cover up some of the hair on some individuals and perhaps expose part of the neck
10 on others, but since the hair is to be exposed to the drying action of the hot air and the neck protected therefrom, it is evident that the more closely the protector bottom follows the hair line the better. The protector bag 5 is formed from two
15 pieces sewed together along the edges as indicated by reference numeral 11, and its open end is hemmed, as indicated by numeral 12.

To facilitate the attachment of the protector to a person's head, a wire frame, constructed somewhat as shown in Fig. 4, is provided. The frame
20 has loops 13 at its opposite ends and these are connected by double wires 14 held together by small metal loops 15. The loops 13 are somewhat larger than the human ear and are so designed with respect to the protector that they
25 almost fill the pockets. When the frame is in position in the protector bag it occupies a position somewhat as shown by dotted lines in Fig. 3.

The material of which the frame is made is
30 resilient, such as spring brass or piano wire, and is so formed that the distance between the loops 13 is somewhat less than the width of a human head. The wire frame therefore tends to exert a compressive pressure on the head that holds
35 the protector material close to the head so as to prevent the hot air from flowing between the protector and the head.

The frame 6 has been described as made from wire, but it may be made of any suitable material
40 such as some phenolic condensation product or Celluloid. A metal wire is, however, believed to be the most practical. The bottom of the bag may be provided with an elastic that tends to contract the material which is therefore wrinkled
45 or gathered as indicated at 16. This facilitates the fitting to different sizes of heads.

After the hair has been shampooed, finger waved or otherwise treated so as to make it wet, the customer is seated in front of a drying ap-
50 paratus, which has been diagrammatically represented by broken lines in Fig. 1, and designated by reference numeral 17. Hot air is flowed from the drier and emerges between the latter and the head in the manner indicated by arrows 18. The
55

hot dry air evaporates the moisture from the wet hair and the air that would otherwise strike the ears and neck now strikes the protector 5, the latter serving as a shield to protect the parts from the hot air.

5 There must be at least one frame for each customer to be simultaneously treated, but there should be several protector bags for each frame so that each customer can have a clean one. 10 Since the frames are easily insertable in and removable from the bags the latter can be changed as often as necessary.

Having described the invention what is claimed as new is

15 1. In combination with a hair drying device having means for flowing heated air over the head of a person, means for protecting the ears and the neck from the effect of the air comprising a flexible covering for the ears and the neck, and means 20 for detachably attaching the covering to the ears.

20 2. An ear and neck protector, comprising a wire frame having a loop at each end for engaging an ear, the portion connecting the loops being downwardly curved, the connecting portion extending 25 around the back of the head below the hair line, and a removable covering shaped to receive the frame, that portion of the covering which encloses the loops serving to protect the ears, and a portion extending downwardly below the loop connecting portion to protect the neck.

3. An ear and neck protector comprising a bag-like member having its bottom inwardly curved so as to provide a pocket at each bottom corner of the bag, and a curved wire frame in the bag, said frame having a loop at each end, the loops fitting into the pockets and function as means 5 for attaching the protector to the wearer's ears.

4. In a neck and ear protector, a bag-like member of flexible material having one end open, the bottom corners having pocket-like depressions 10 projecting in the direction of the bag-like member and slightly outwardly inclined, and means for attaching the pockets to the ears, the pocket portions serving to protect the ears and the remaining portions of the member which extends 15 downwardly to protect the neck of the wearer.

5. An ear and neck protector comprising a piece of fabric having two corner tabs joined by an inwardly curved edge, the corner tabs serving to cover and protect the ears of a wearer, the upper 20 edge of the material, when in place on a head, being substantially at the hair line, the material being of sufficient width at the center to project downwardly over a wearer's neck to protect the same, and means for attaching the protector to 25 the head of a person to hold it in position during use.

DEMPSEY W. FAIRCHILD.