

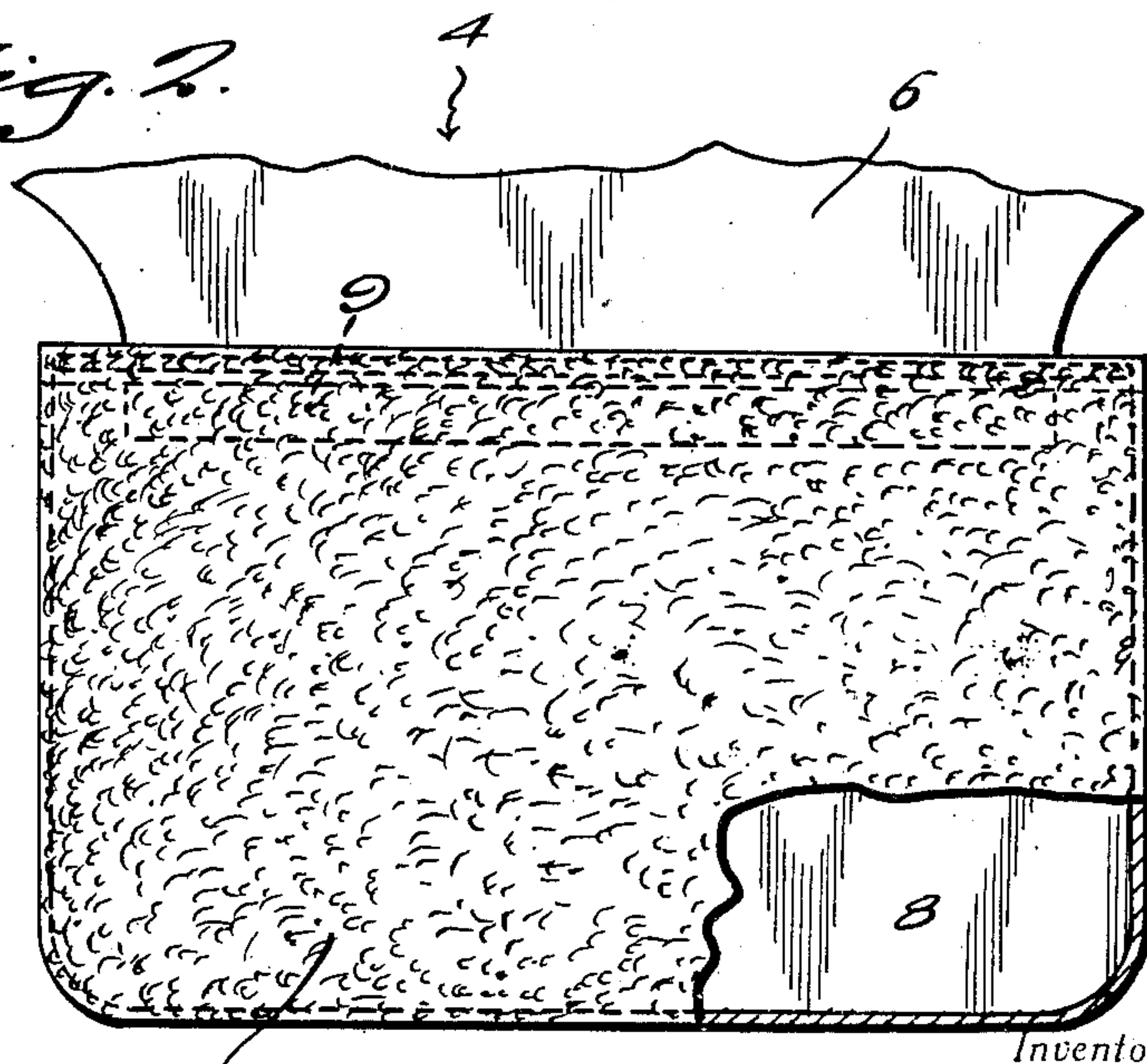
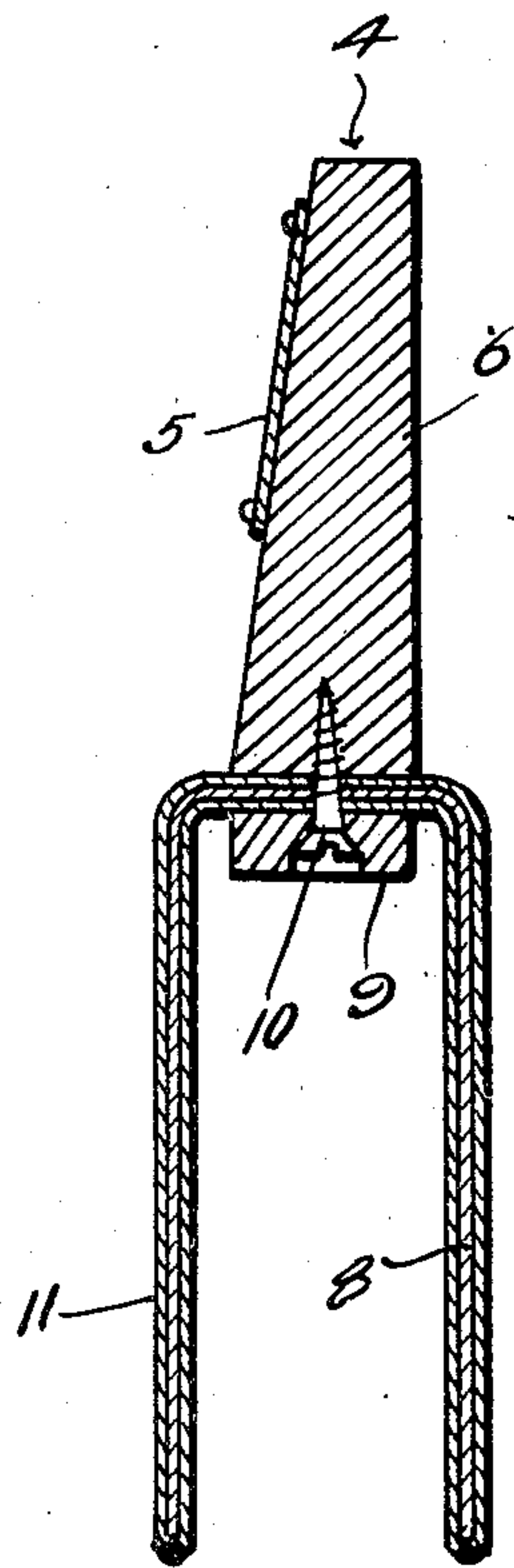
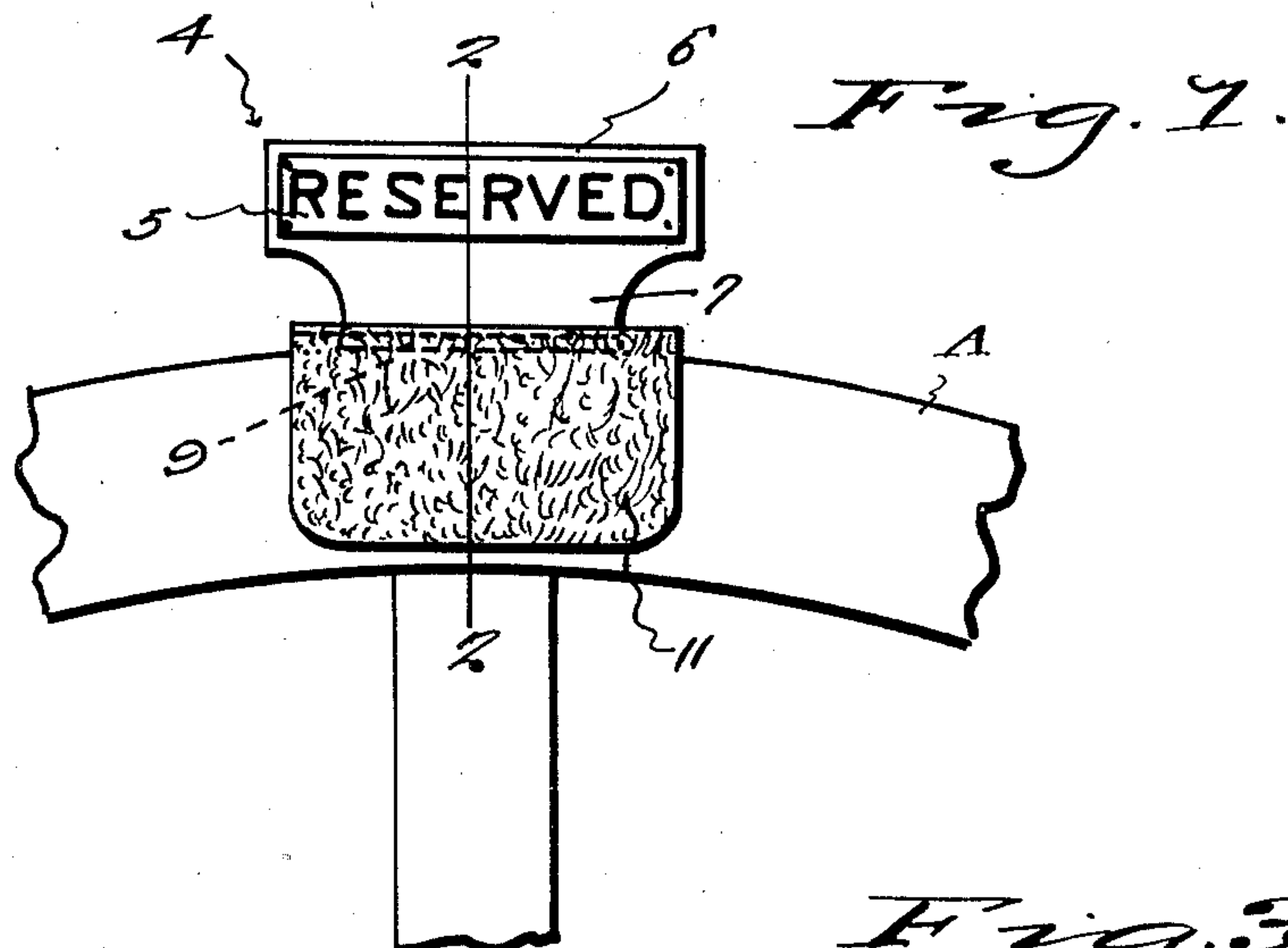
Aug. 2, 1938.

C. C. COLIE

2,125,488

SIGN

Filed July 13, 1937



*Claud C. Colie*

By *Clarence A. O'Brien*  
*Hyman Berman*

*Attorneys*



## UNITED STATES PATENT OFFICE

2,125,488

SIGN

Claud C. Colie, Bloomington, Ill.

Application July 13, 1937, Serial No. 153,450

3 Claims. (Cl. 40—23)

The present invention relates to new and useful improvements in signs, and more particularly to the type employed to designate reserved chairs, seats, and the like.

5 The principal object of the invention is to provide such a device which is adapted to be attached to theater seats, church pews, or, in fact, any place where it is desired to reserve room, space, seats, and the like.

10 Another object of the invention is to provide such a device which may be readily attached to and detached from the objects to which it is attached when the device is used in a temporary way in making reservations.

15 Another object of the invention is to provide such a device having a U-shaped clip which is preferably formed of bendable metal and is adapted to be clinched against the object to which the device is attached to hold the same in place.

20 Another object of the invention is to provide a device of this character having a sign panel, novel means being employed for securing the same to malleable metal such as lead, and a reserve name plate adapted to be secured to the

25 panel. Another object of the invention is to provide such a device which is attractive in appearance, efficient in construction, and one which will be inexpensive to manufacture.

30 Other objects and advantages will be apparent during the course of the following description.

With the foregoing in view, the invention resides in the novel subject matter hereinafter described and claimed, the description being supplemented by the accompanying drawing, in which:

35 Figure 1 is a front elevational view showing the device attached to an object when in use.

Figure 2 is a vertical sectional view of the device per se taken on line 2—2 of Figure 1; and

40 Figure 3 is a front view in elevation partly broken away and partly in section.

In the drawing, wherein for the purpose of illustration is shown a preferred embodiment of the invention, the numeral 4 generally designates a reserve sign adapted to be placed wherever reservations are to be made. In Figure 1 I have illustrated the manner of attaching the sign to a part of a chair indicated by the reference character A. In carrying out my invention I provide a sign-carrying plate indicated by the numeral 5 which is substantially rectangular in form. The wooden display panel indicated by the numeral 6 serves to carry or support the name plate 5. The

lower portion of the panel 6 is ornamentally formed into a shank 7.

In the preferred form of construction I provide a substantially U-shaped clip 8 which is preferably formed from a single sheet of bendable material such as lead which is adapted to fit over the arm of a chair or other objects. The ductile nature of the material allows the same to be bent and to conform to the shape of an arm of a chair when the device is attached thereto. The metal clip 8 is secured to the panel 6 by means of a horizontal cleat 9 held in place by means of screws or the like 10 to securely hold the several parts together.

The U-shaped clip 8 is suitably covered with velvet, velour, or like material 11 which will prevent the surface of the object to which the device is attached from becoming scratched, marred, or otherwise mutilated.

From the foregoing it will be apparent that I have produced a very unique sign marker designed principally to be placed temporarily on various objects and at various places where it is desired to indicate that such places have been reserved.

While the sign has been designed for the purpose above described, it is obvious that the device is by no means limited to such use. For instance, the device may well serve as an advertising sign. Instead of using the "Reserve" sign, any desired name plate or advertising sign could be substituted therefor.

It is thought that the description taken in connection with the drawing will enable a clear understanding of the invention to be had. Therefore, a more lengthy description is thought unnecessary.

Since excellent results are obtainable from the details disclosed, they are preferably followed. However, within the scope of the invention as claimed, numerous modifications may of course be made.

I claim:

1. A chair or similar marker of the class described, an attaching and retention member of ductile material adapted to be bent and shaped by hand to conform to a predetermined object, a horizontal bar attached to a predetermined portion of said retention member, a sign carrying plate secured to said attaching member, and fastening means including screws passing through said attaching member, bar and plate for securing the several parts together, an indicator sign attached to said plate, and a protective covering for said member.

2. A device of the class described comprising a U-shaped holder made of bendable material and closed at one end, a horizontal bar fitting within the closed end of said holder, a sign carrying  
5 plate secured to said holder, means for securing said holder, bar and plate together, and a covering for said holder.

3. In a chair or similar marker of the class described, a U-shaped attaching and retention

member of ductile material adapted to be bent and shaped by hand to conform to a predetermined object, a display panel having its lower portion formed into a shank, said shank being  
5 secured to said retention member, a name plate secured to said panel, and a protective covering for said member.

CLAUD C. COLIE.