

Aug. 2, 1938.

A. M. BEKAN

2,125,267

COMBINATION BRACELET AND KNITTING YARN HOLDER

Filed Oct. 22, 1936

Fig. 1.

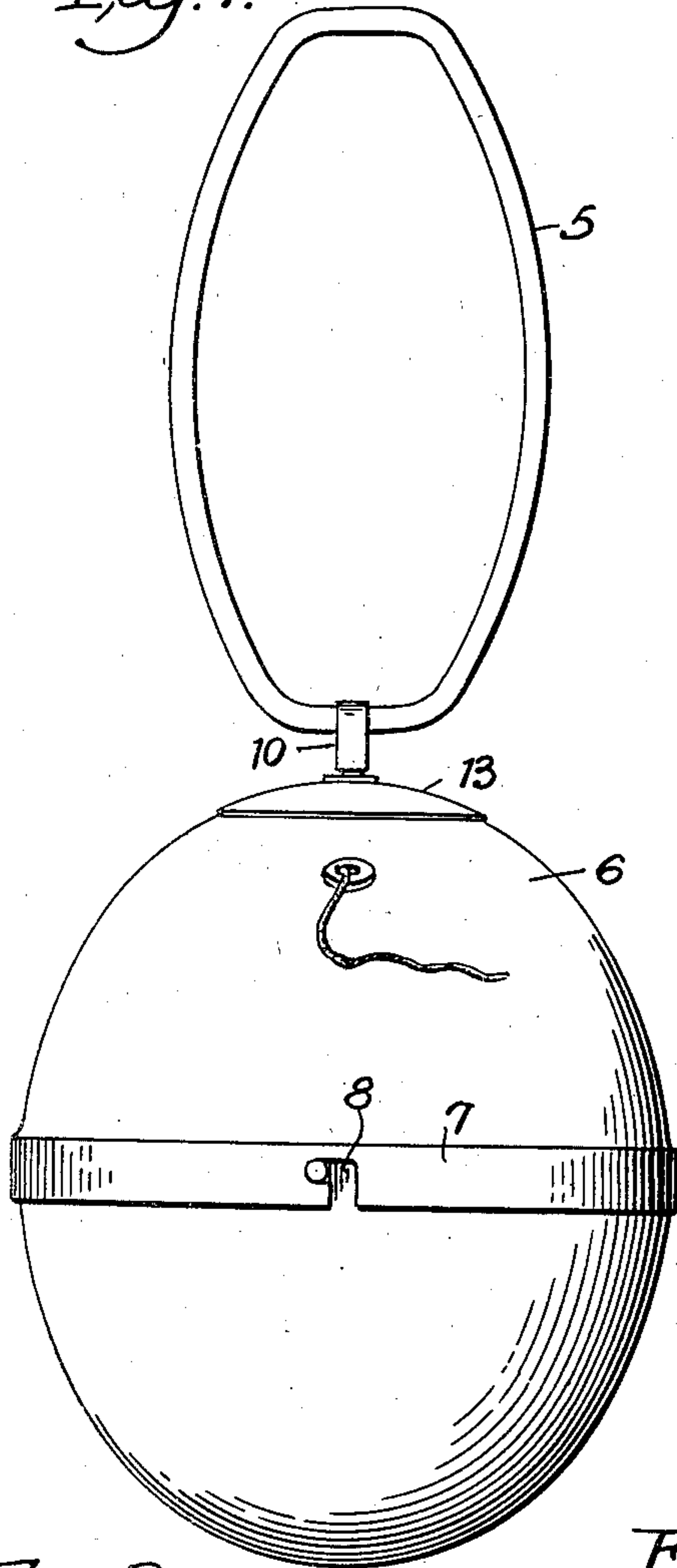


Fig. 4.

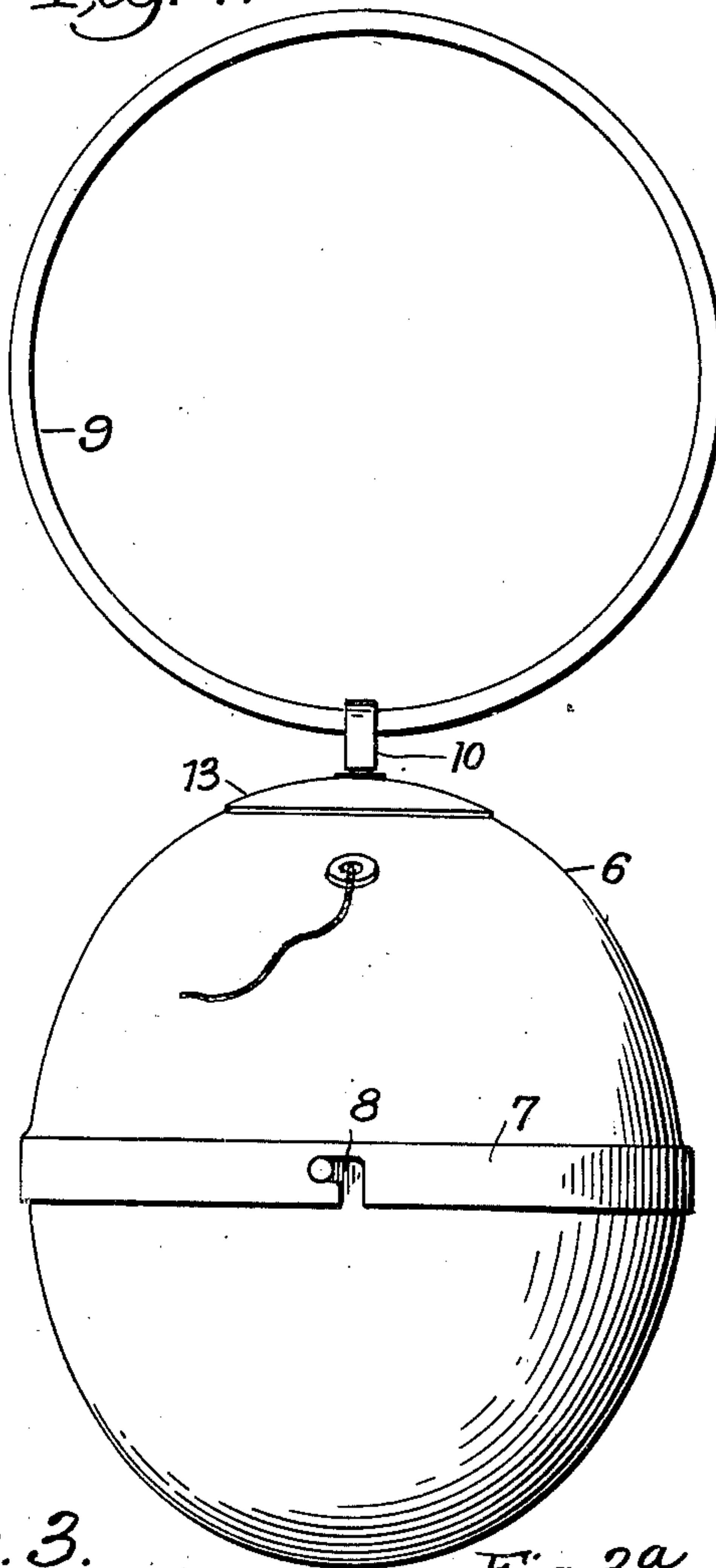


Fig. 2.

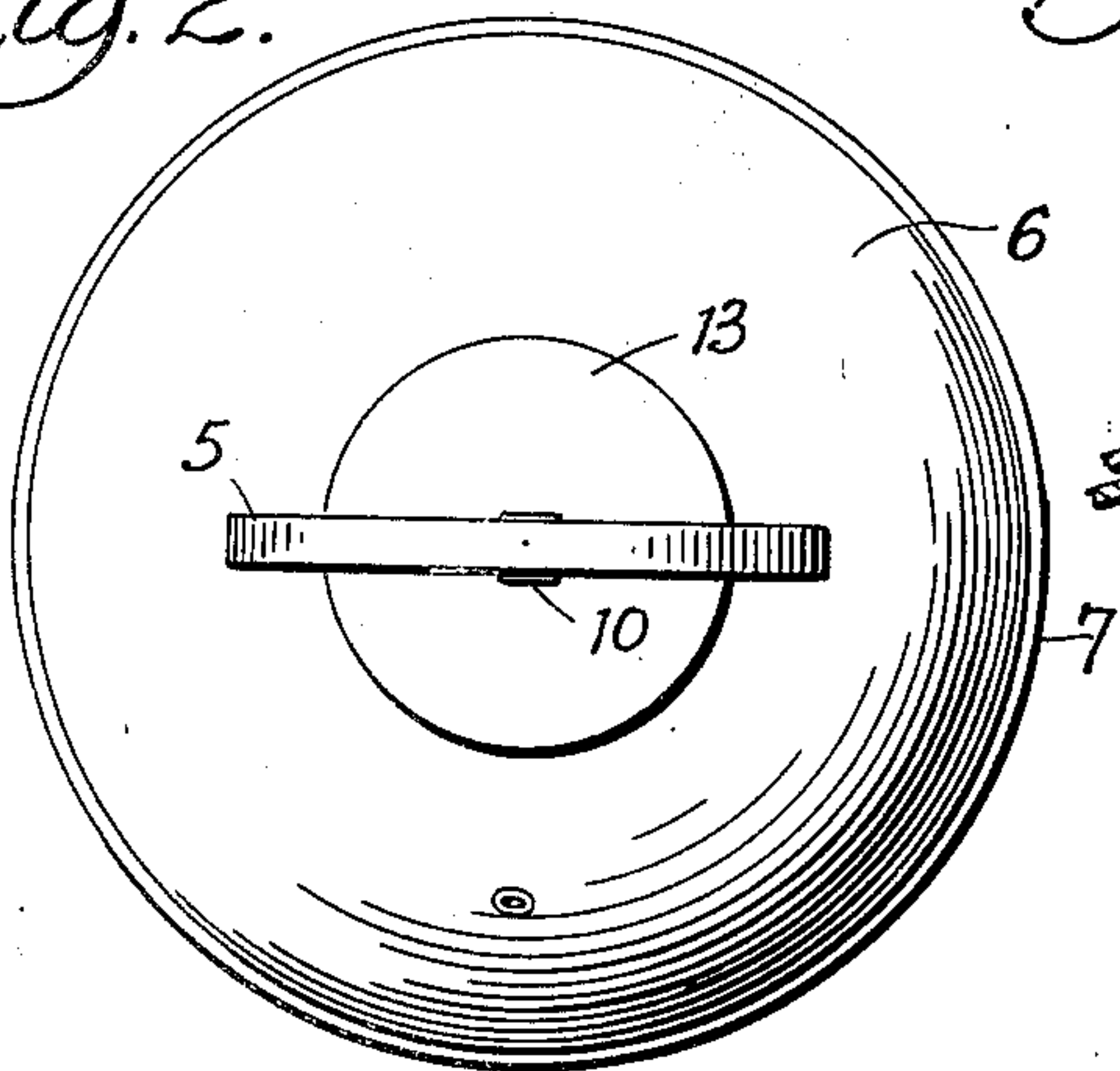


Fig. 3.

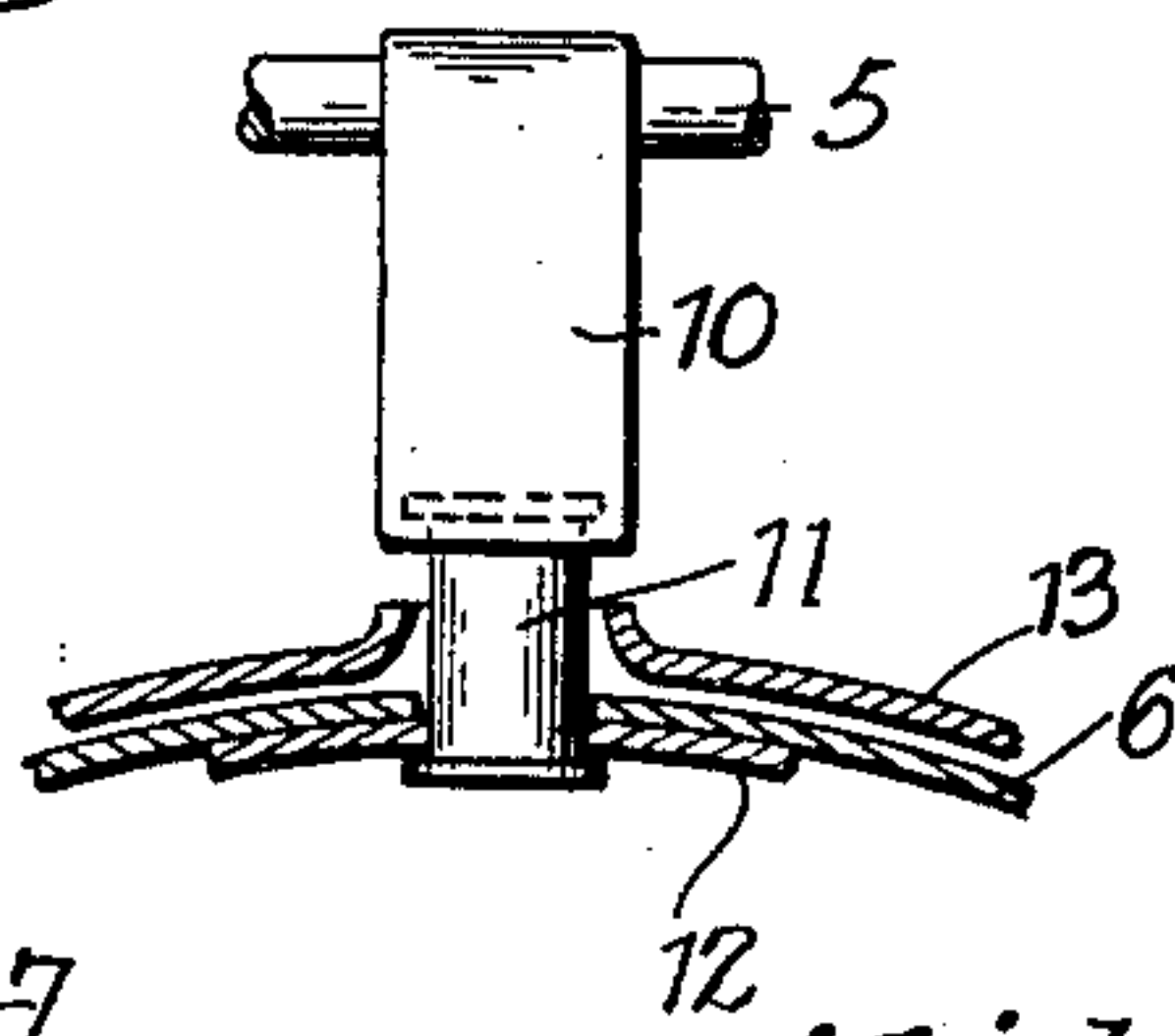
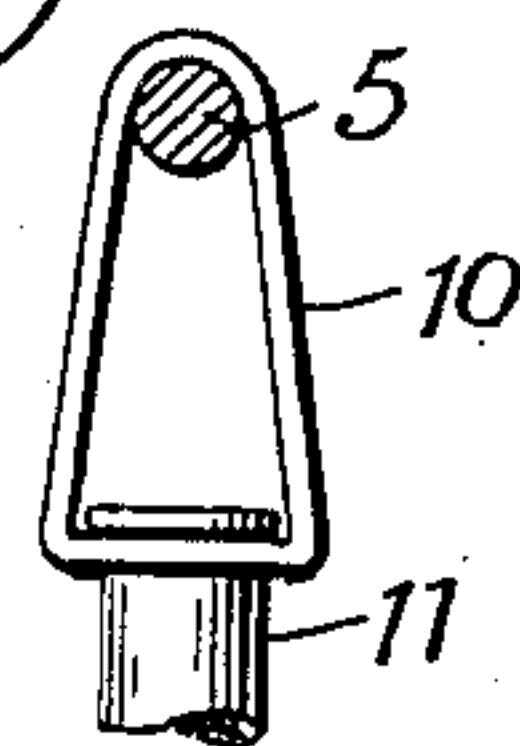


Fig. 3a.



Inventor,

Alida M. Bekan

Alida M. Bekan

By

Attorney

UNITED STATES PATENT OFFICE

2,125,267

COMBINATION BRACELET AND KNITTING
YARN HOLDER

Alida M. Bekan, New York, N. Y.

Application October 22, 1936, Serial No. 107,087

1 Claim. (Cl. 242—146)

The present invention relates to a wrist bracelet and knitting yarn holder, and consists in the combinations and arrangements of elements hereinafter described and particularly set forth in the accompanying claim.

The invention has for its purpose to provide a combined bracelet and knitting yarn holder as a novelty, which will serve the dual purpose of ornamentation and utility; and wherein the intended or full purpose of each is attained without in the least detracting from the other.

The invention has for its further purpose to provide a unique design of connection between the bracelet and the yarn carrier which effectively conceals the union therebetween and guards against any likelihood of the yarn becoming entangled therewith in the ordinary or intended use of the article. The make up of the article in its entirety is such that it may be manufactured or the separate parts thereof purchased in the open market and assembled at small cost.

The invention is shown by way of illustration in the accompanying drawing, wherein:

Figure 1 is an elevational view of the article complete.

Figure 2 is a top plan view thereof.

Figure 3 an enlarged detailed view showing the novel connection between the bracelet and the yarn holder.

Figure 3a a similar view taken at right angles thereto, and;

Figure 4 an elevational view showing a modified design of bracelet.

Referring to the construction in further detail and wherein like reference characters designate corresponding parts in the different figures shown, the article consists of a bracelet 5 and yarn carrier 6 constructed of any suitable material, preferably of Celluloid, and of appropriate color and design. The bracelet 5 in this instance is of substantially elliptical form and the yarn holder of hemispherical parts fitting one into the other as at 7 and secured by the bayonet joints 8 as shown. It will be understood, of course, that in lieu of the form of bracelet shown in Figure 1, that style illustrated in Figure 4 may be used. Thus, in the latter instance the bracelet 9 is circular and obviously the yarn holder may be spherical, or of other preferred shape.

The connection between the bracelet 5 and the yarn holder 6 consists of a link portion 10

loosely receiving the bracelet 5, as in Figure 3a, and a hollow and depending ferrule 11 that engages with a washer 12 lying immediately against the inner and under side of the yarn holder 6. And to the end that these connecting or joining elements between the bracelet and the yarn holder will be effectively concealed and in no wise interfere with the issuing yarn in the process of knitting, there is provided a guard plate or shield 13 which overlies the upper portion of the yarn holder and is apertured to receive the ferrule 11 as shown in Figures 3 and 3a. Said shield 13 comprises a curved disc member swivelly mounted on the ferrule 11 and closely overlying the upper portion of the spherical yarn holder 6 thereby providing a guard which serves to prevent the yarn thread from becoming entangled or otherwise interfered with in using the article. The several connecting portions 10, 11, 12 and 13, are preferably of metal and suitably spun to provide the necessary union and at the same time give sufficient looseness or flexibility.

It will thus be seen from the foregoing that the device provides a combination bracelet and yarn carrier, each forming a unit complete in itself, and the two so connected as to be worn with ease and comfort. It also simultaneously serves for ornamentation to the user and effectively holds a ball of yarn and permits the ready unwinding thereof in the ordinary process of knitting.

It will be understood that invention as herein disclosed is not limited to the details of construction shown and described, and that these may be varied widely without departing from the spirit of the invention as defined by the claim.

What is claimed as new is:

An article carrier of the character described comprising a wrist bracelet, a pendent spherical yarn holder, a link slidably fitting on the bracelet, a ferrule between said link and the yarn holder and swivelled to the latter, said link and ferrule being appreciably short whereby the yarn holder hangs closely adjacent the wrist bracelet, and a guard interposed between the yarn holder and said link, said guard comprising an apertured and convex and concavo shaped disc member mounted on the swivel connection and closely overlying the upper portion of the spherical yarn holder, as and for the purpose set forth.

ALIDA M. BEKAN.