

US 20230275218A1

(19) **United States**

(12) **Patent Application Publication**  
**Wang et al.**

(10) **Pub. No.: US 2023/0275218 A1**

(43) **Pub. Date: Aug. 31, 2023**

(54) **OXIDE MIXTURE AND COMPLEX OXIDE COATINGS FOR CATHODE MATERIALS**

(60) Provisional application No. 62/713,715, filed on Aug. 2, 2018.

(71) Applicant: **Apple Inc.**, Cupertino, CA (US)

**Publication Classification**

(72) Inventors: **Dapeng Wang**, Cupertino, CA (US);  
**Huiming Wu**, San Jose, CA (US);  
**Hongli Dai**, Los Altos, CA (US);  
**Xiaoping Wang**, Naperville, IL (US);  
**James Gilbert**, Bolingbrook, IL (US);  
**John David Carter**, Bolingbrook, IL (US);  
**Zhenzhen Yang**, Godfrey, IL (US);  
**Anh Vu**, Lemont, IL (US); **Yan Li**, Westmont, IL (US); **Yanjie Cui**,  
Arlington Heights, IL (US);  
**Christopher S. Johnson**, Naperville, IL (US);  
**Arthur Jeremy Kropf**, Westmont, IL (US); **Hakim H. Iddir**,  
Hoffman Estates, IL (US)

(51) **Int. Cl.**  
**H01M 4/36** (2006.01)  
**H01M 4/525** (2006.01)  
**H01M 4/505** (2006.01)  
**H01M 10/0525** (2006.01)  
**C01G 51/00** (2006.01)  
**H01M 4/62** (2006.01)  
(52) **U.S. Cl.**  
CPC ..... **H01M 4/366** (2013.01); **H01M 4/525**  
(2013.01); **H01M 4/505** (2013.01); **H01M**  
**10/0525** (2013.01); **C01G 51/50** (2013.01);  
**H01M 4/628** (2013.01); **C01P 2004/84**  
(2013.01); **H01M 2004/028** (2013.01)

(21) Appl. No.: **18/312,474**

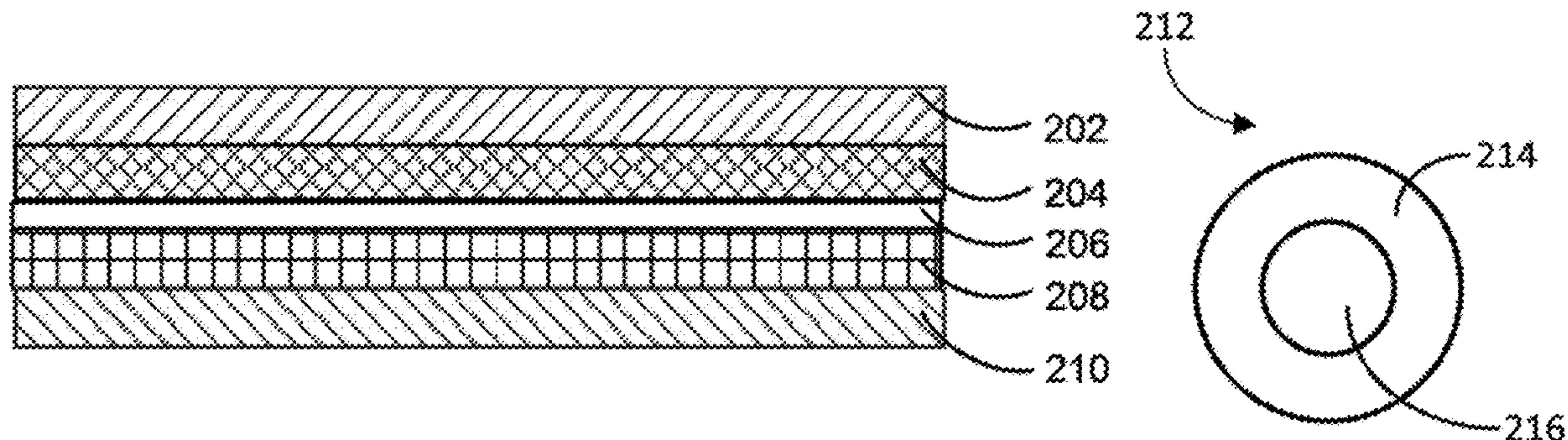
(22) Filed: **May 4, 2023**

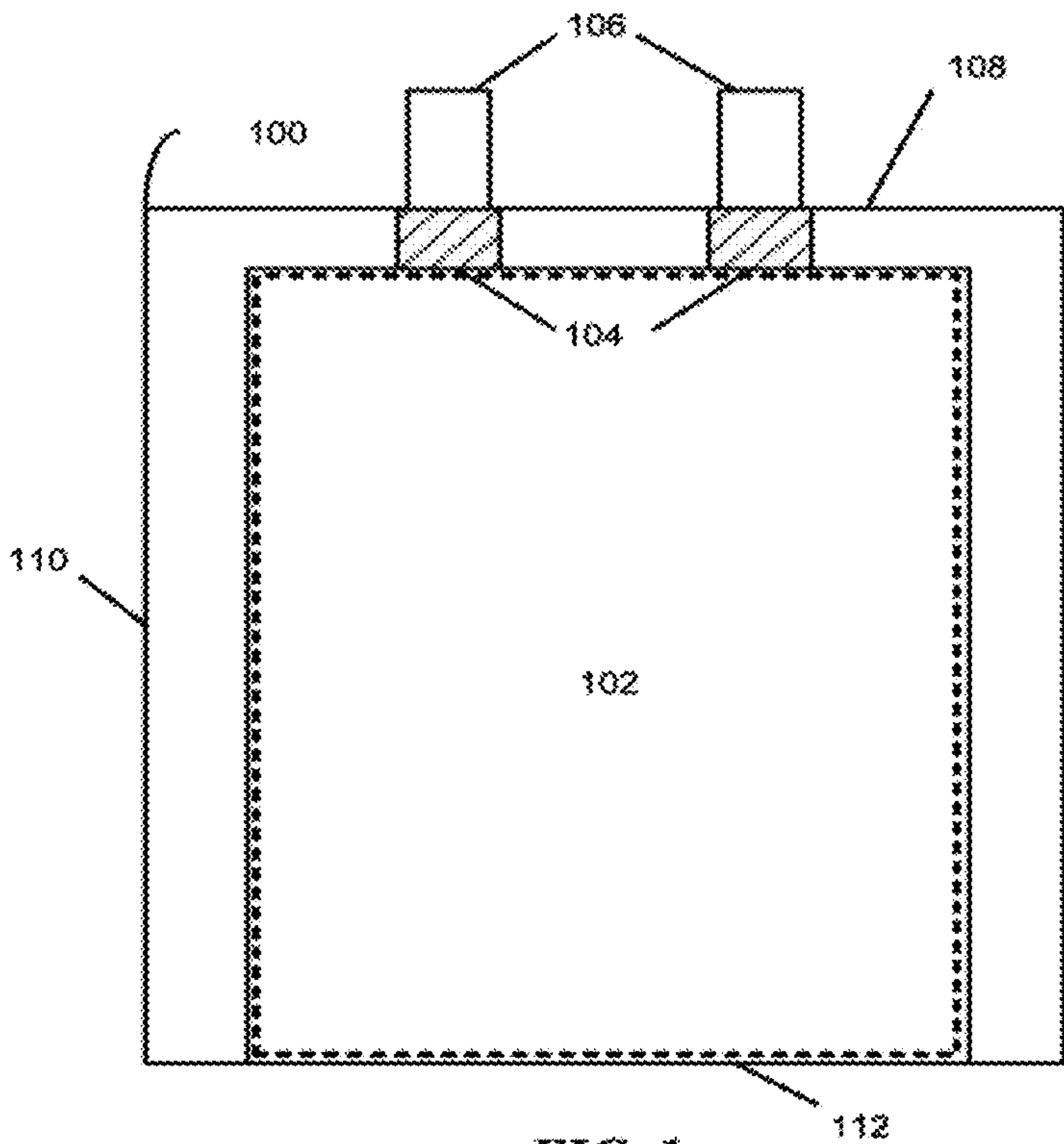
**Related U.S. Application Data**

(62) Division of application No. 16/529,545, filed on Aug. 1, 2019, now Pat. No. 11,695,108.

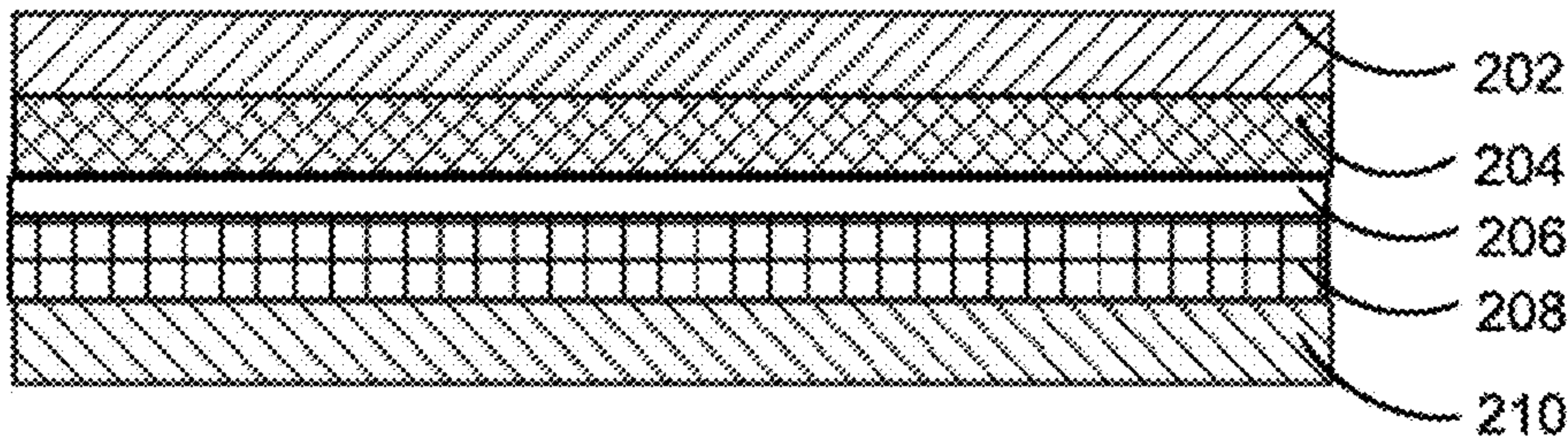
(57) **ABSTRACT**

Cathode active materials are provided. The cathode active material can include a plurality of cathode active compound particles. A coating is disposed over each of the cathode active compound particles. The coating can include at least one of  $\text{ZrO}_2$ ,  $\text{La}_2\text{O}_3$ , a mixture of  $\text{Al}_2\text{O}_3$  and  $\text{ZrO}_2$  or a mixture of  $\text{Al}_2\text{O}_3$  and  $\text{La}_2\text{O}_3$ . The battery cells that include the cathode active material are also provided.

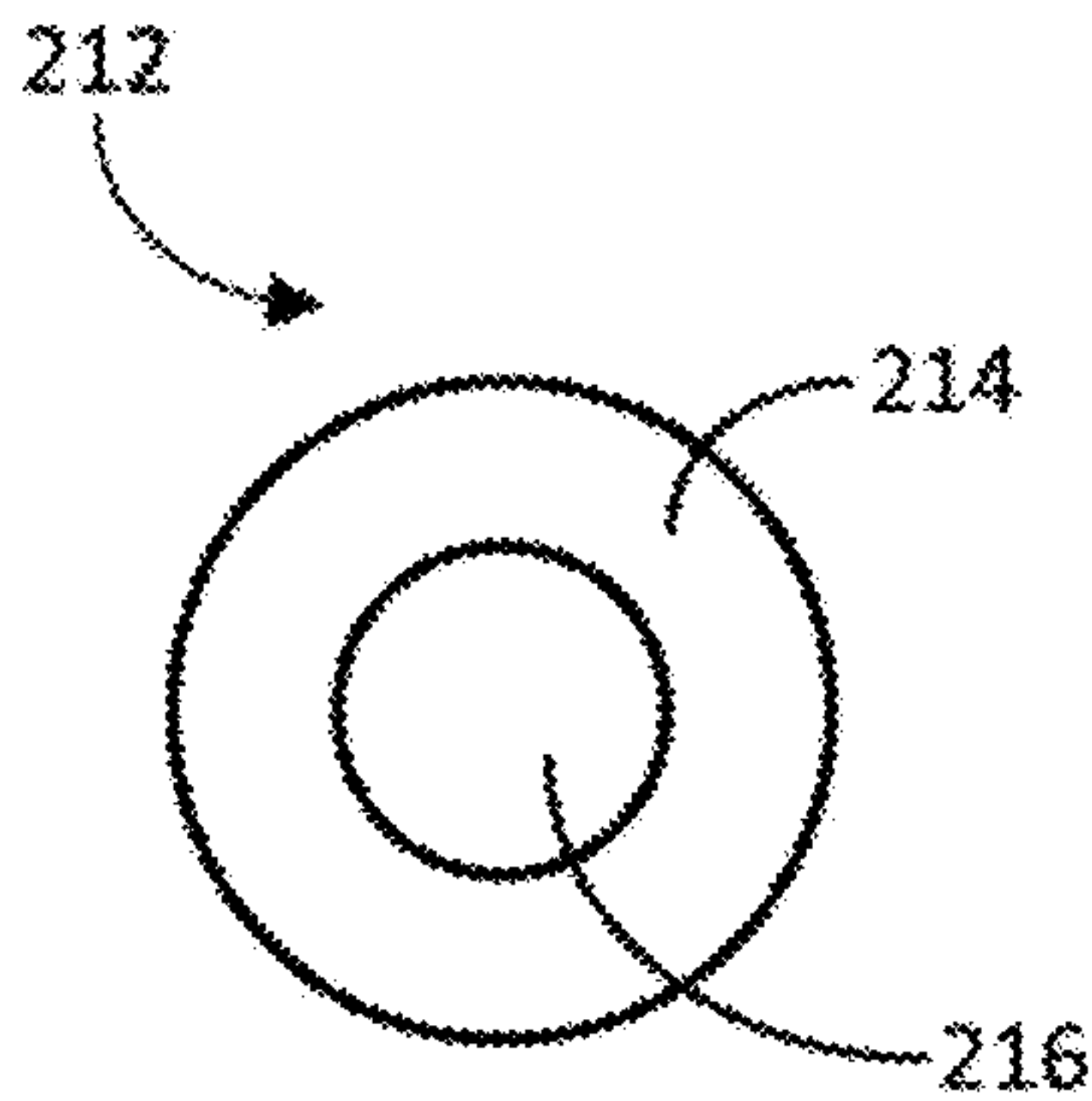




**FIG. 1**



**FIG. 2A**



**FIG. 2B**



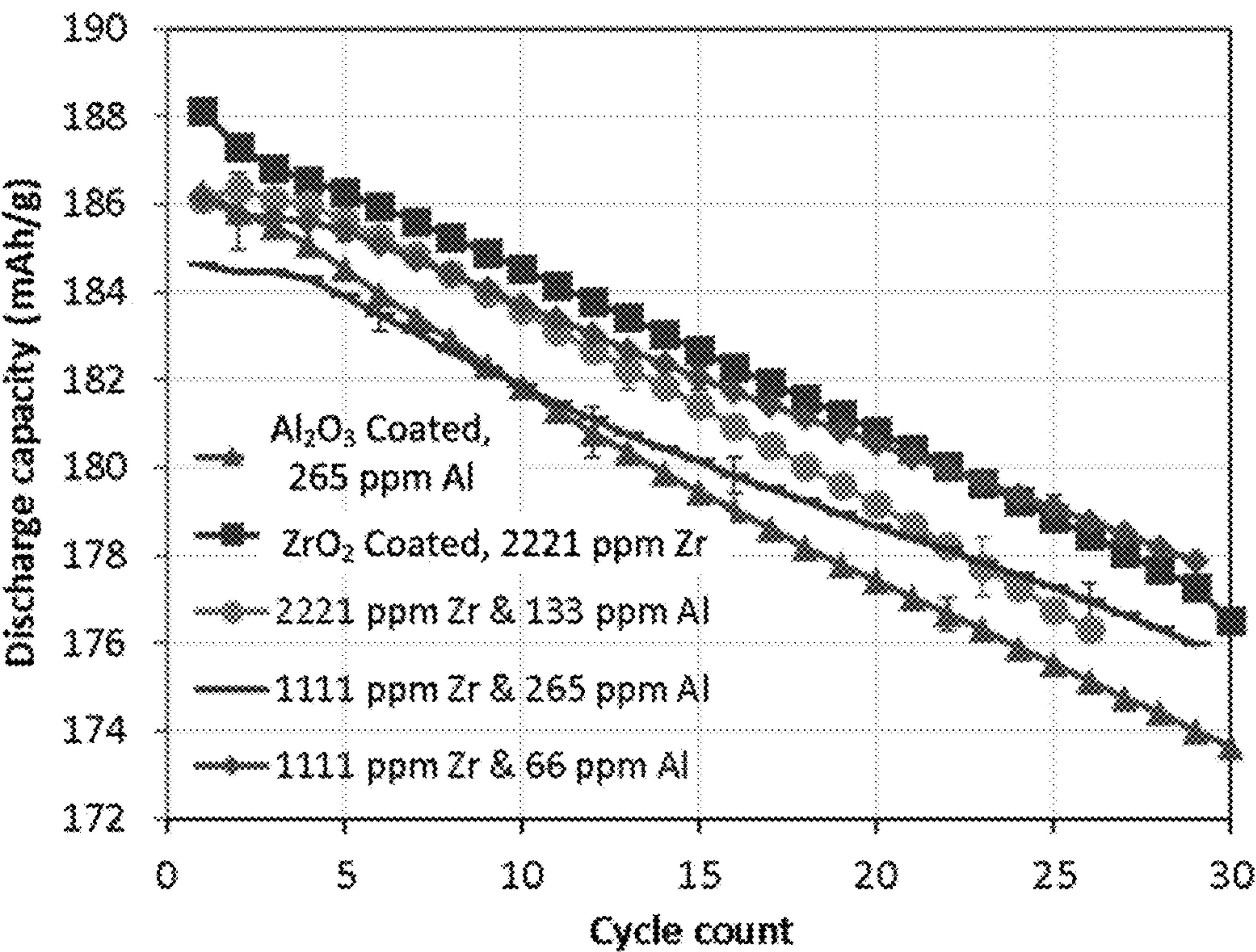


FIG. 3

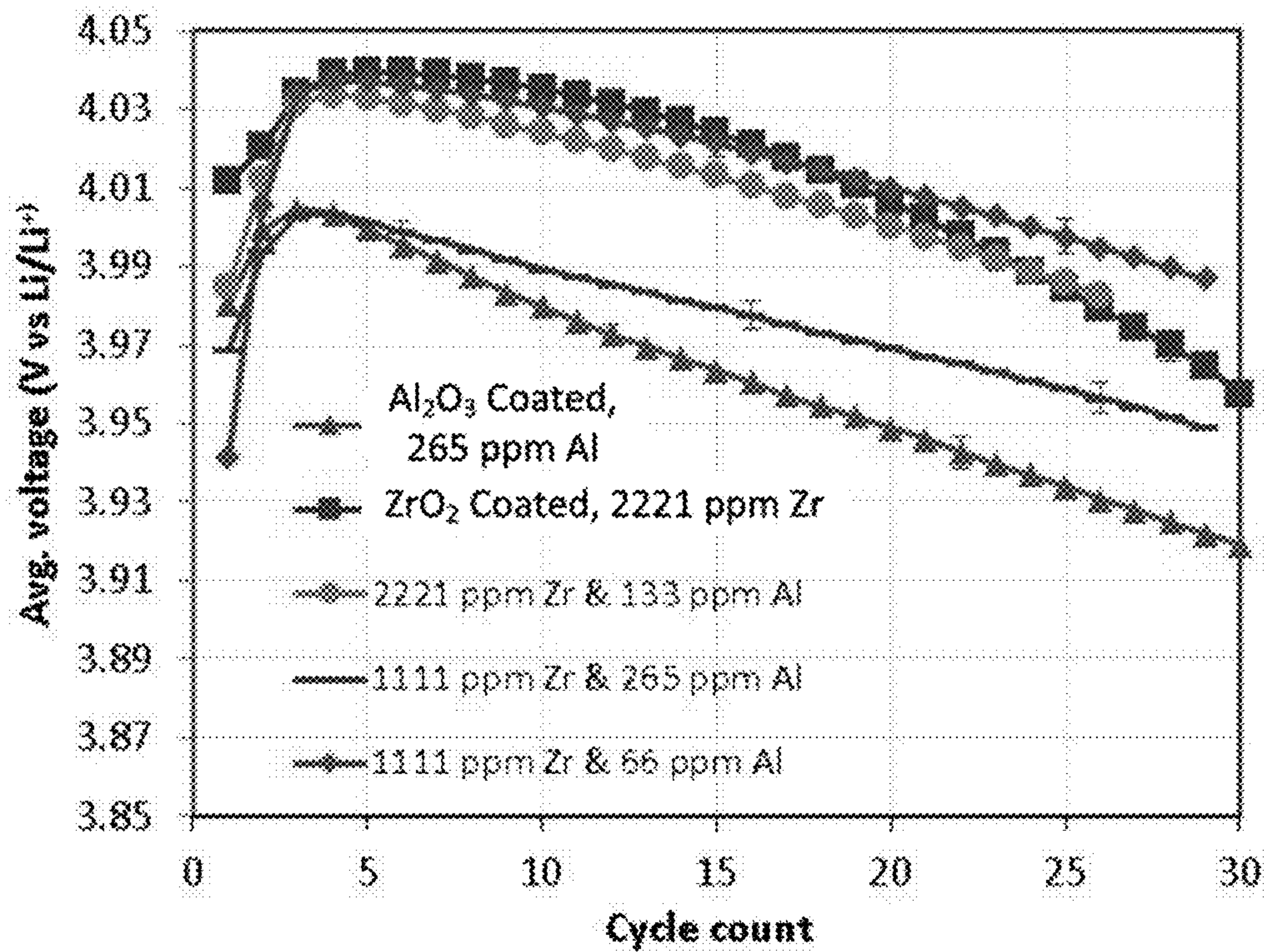


FIG. 4

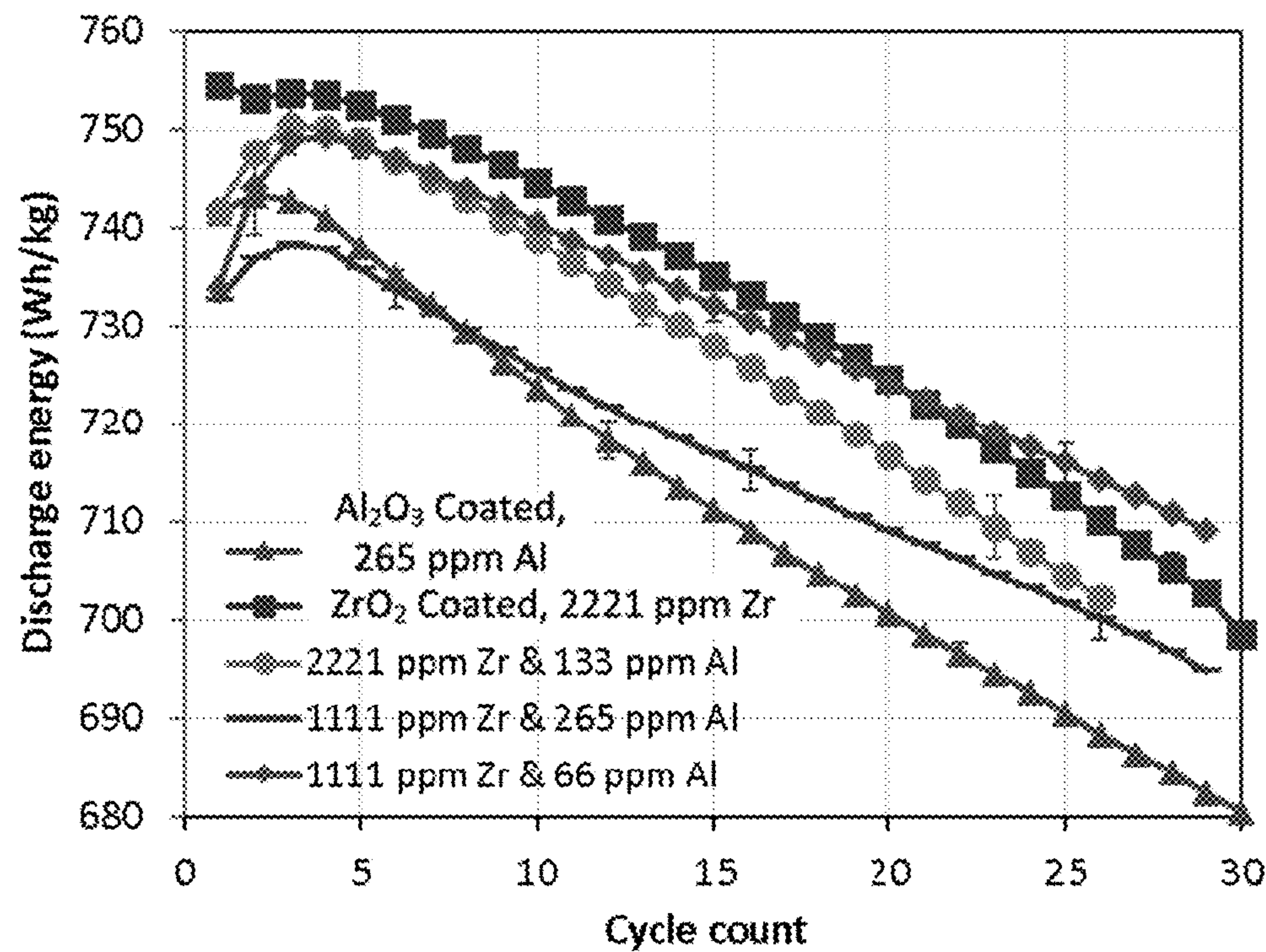


FIG. 5

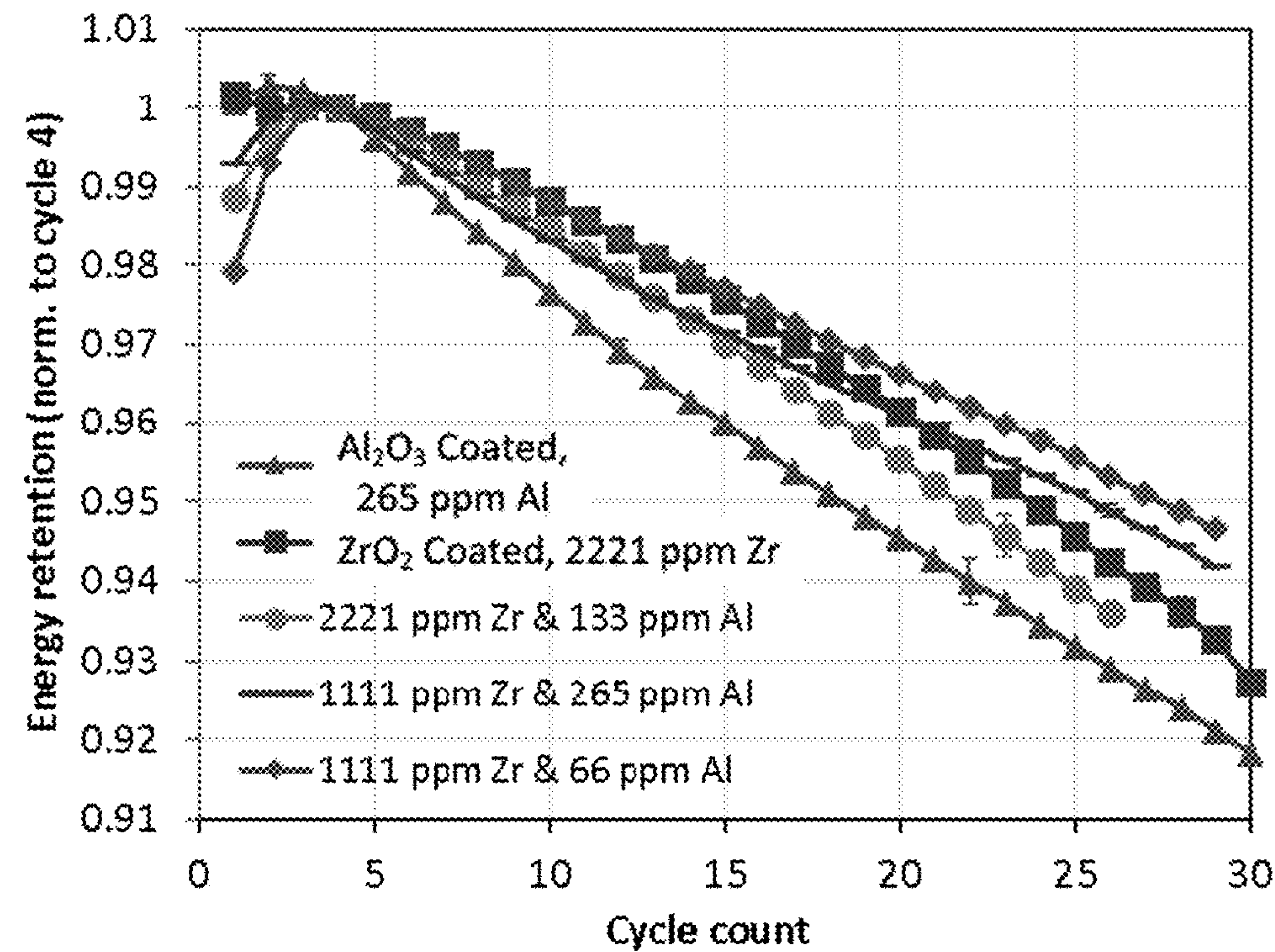


FIG. 6



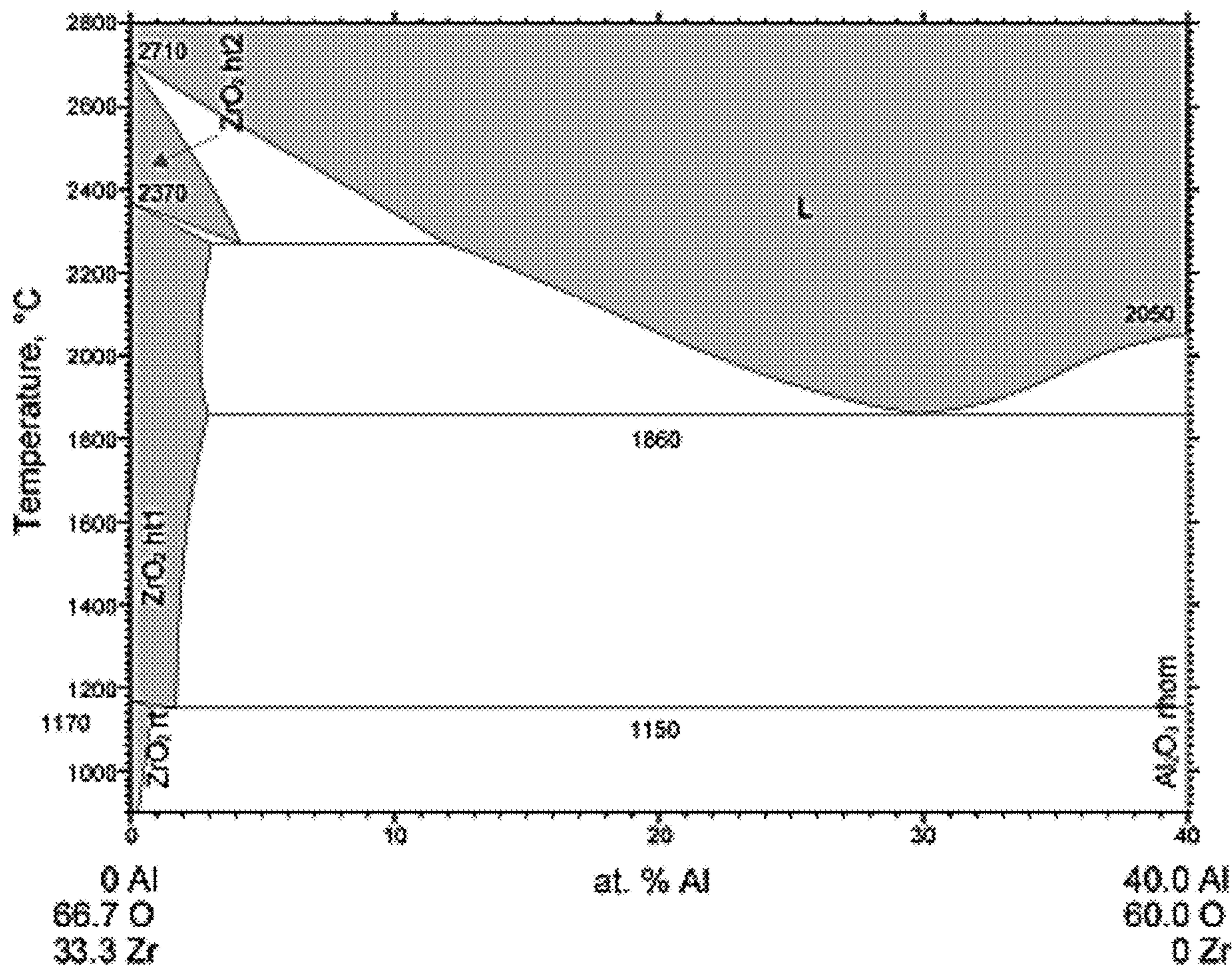


FIG. 7

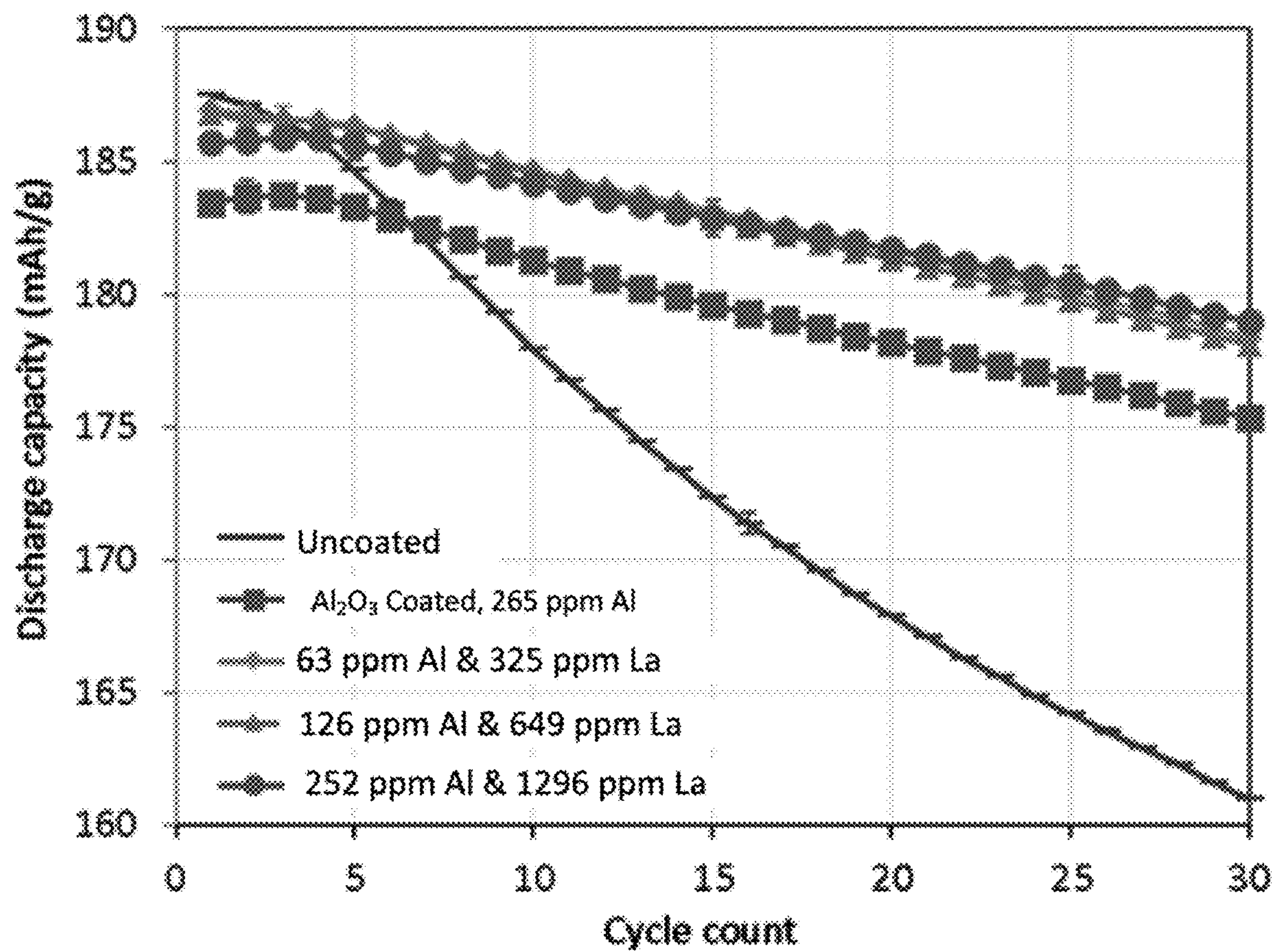


FIG. 8



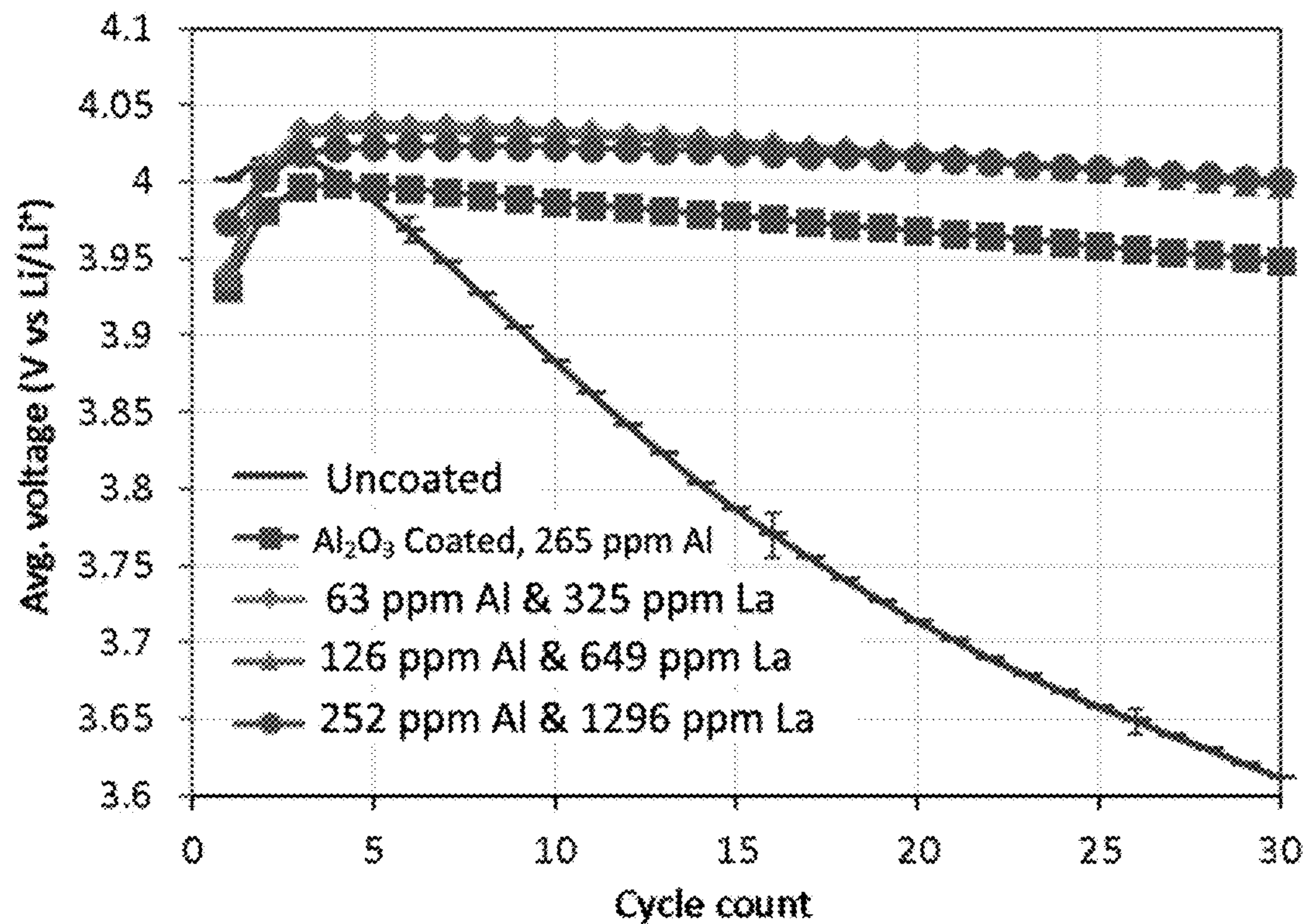


FIG. 9

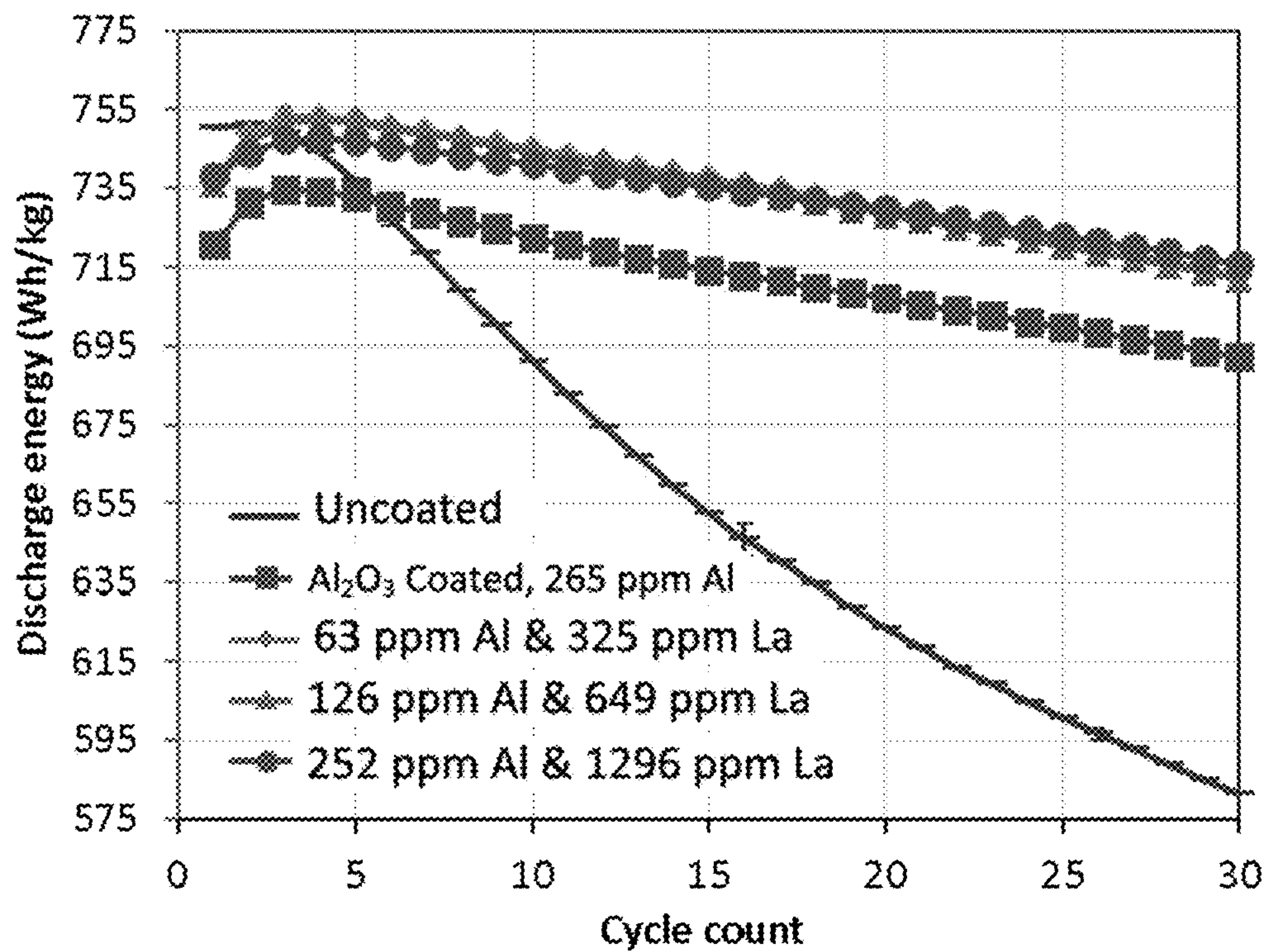


FIG. 10

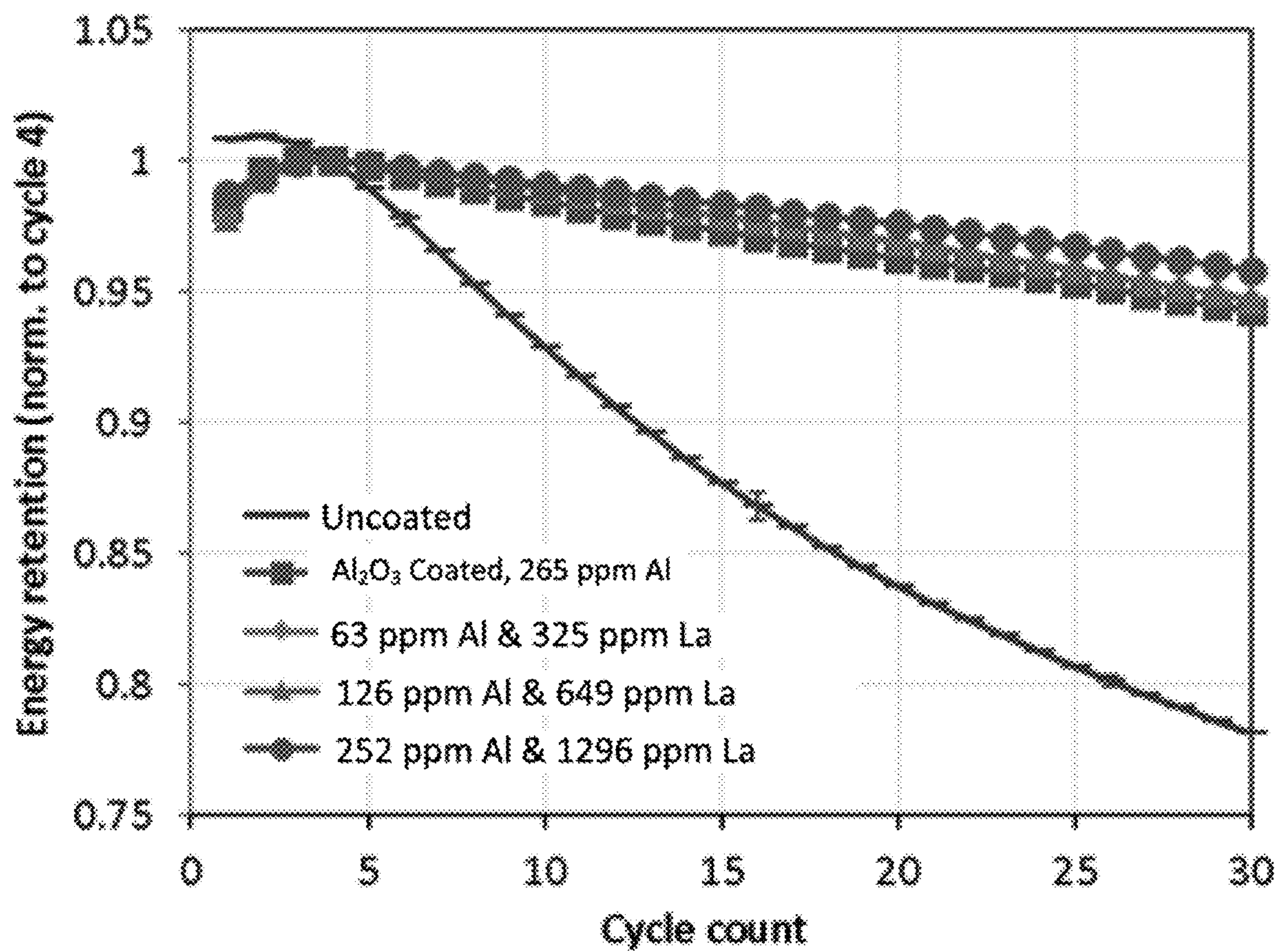


FIG. 11



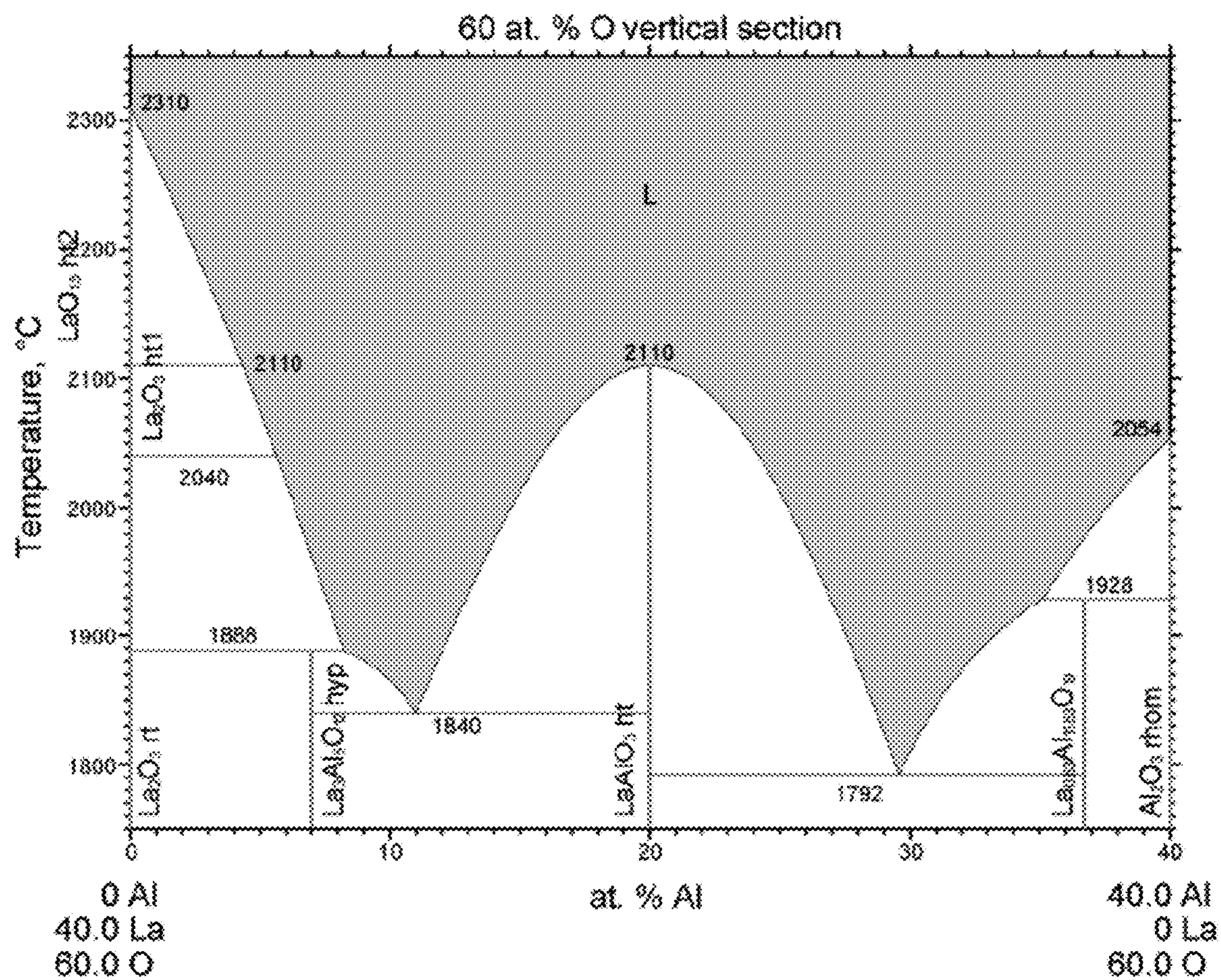


FIG. 12

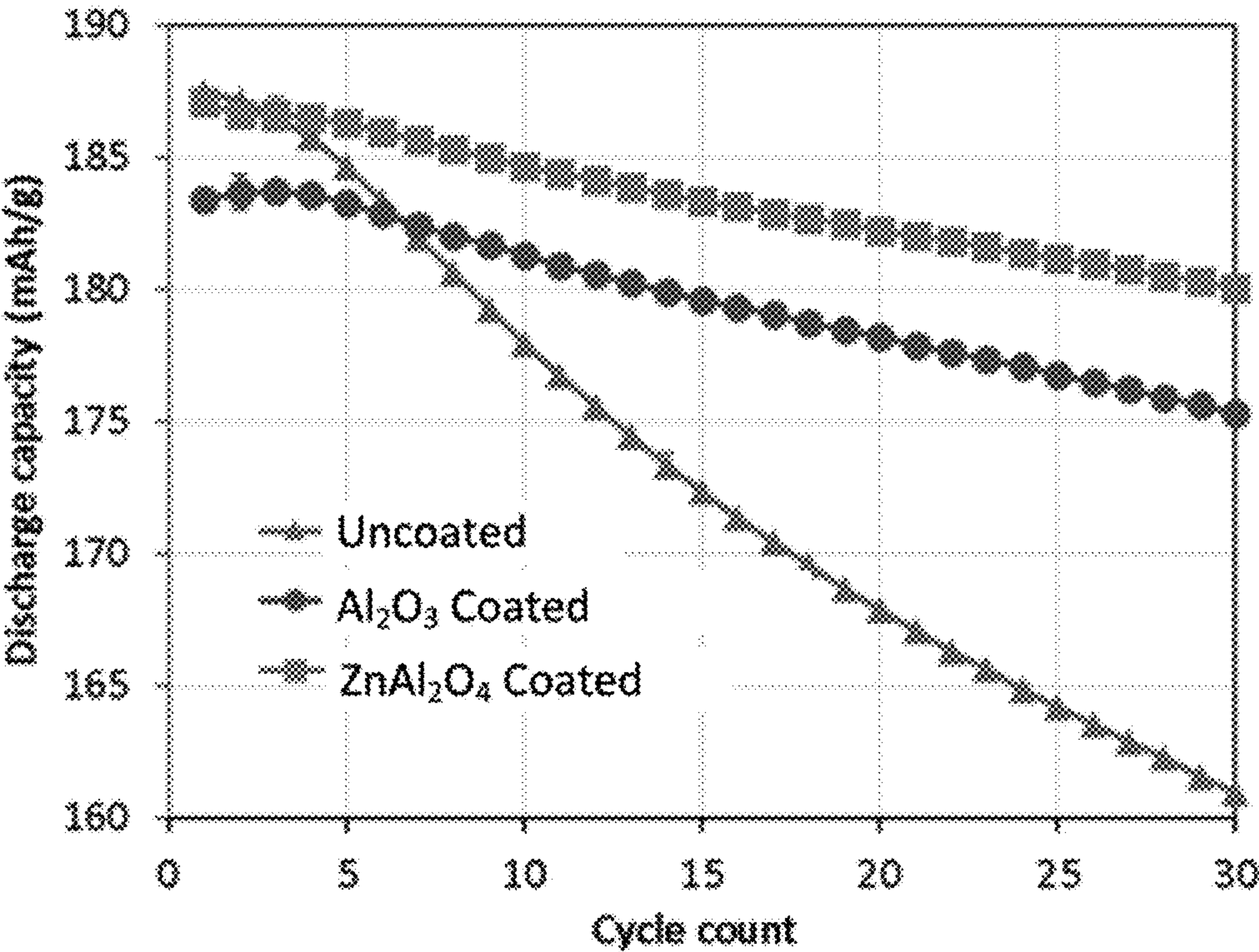


FIG. 13

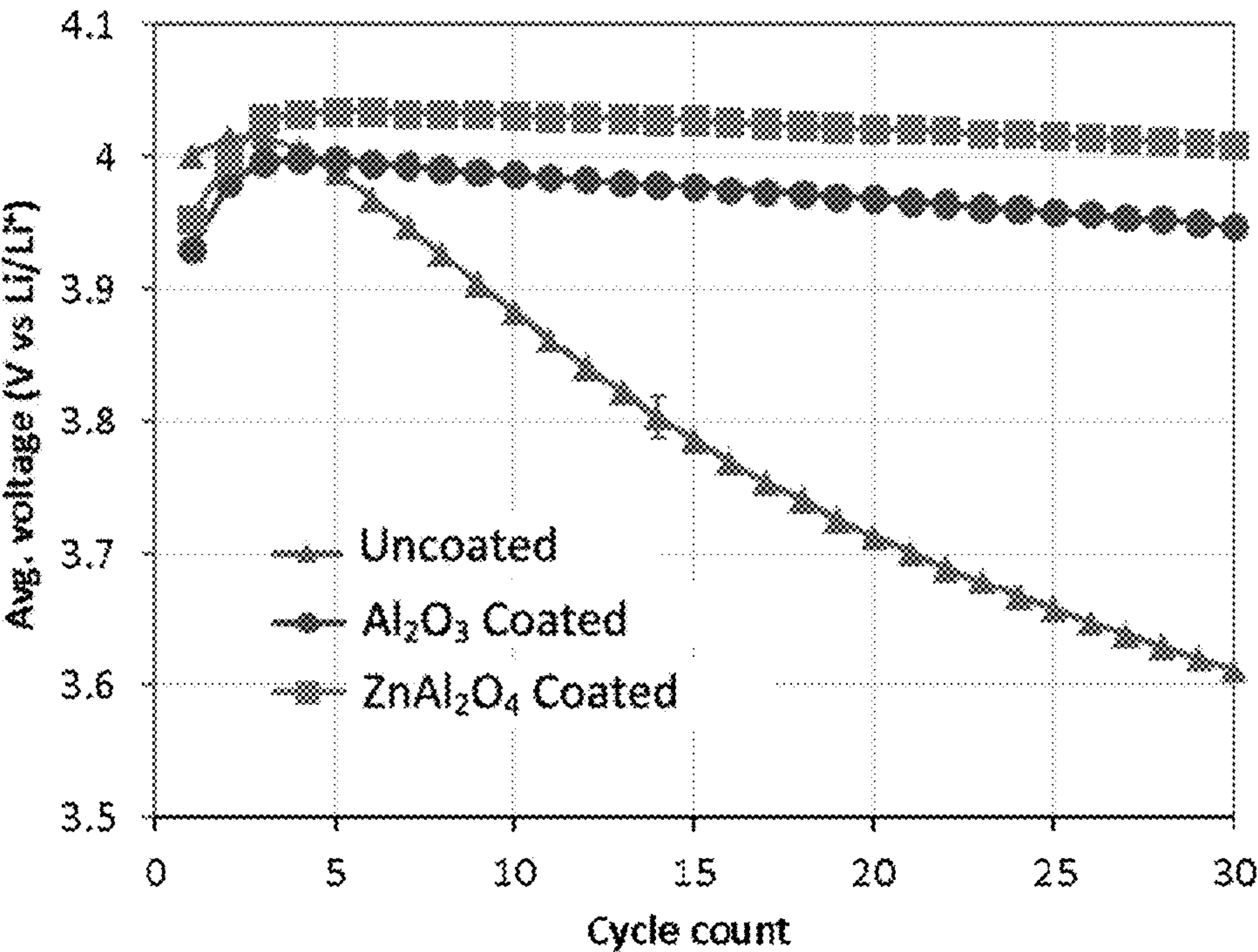


FIG. 14



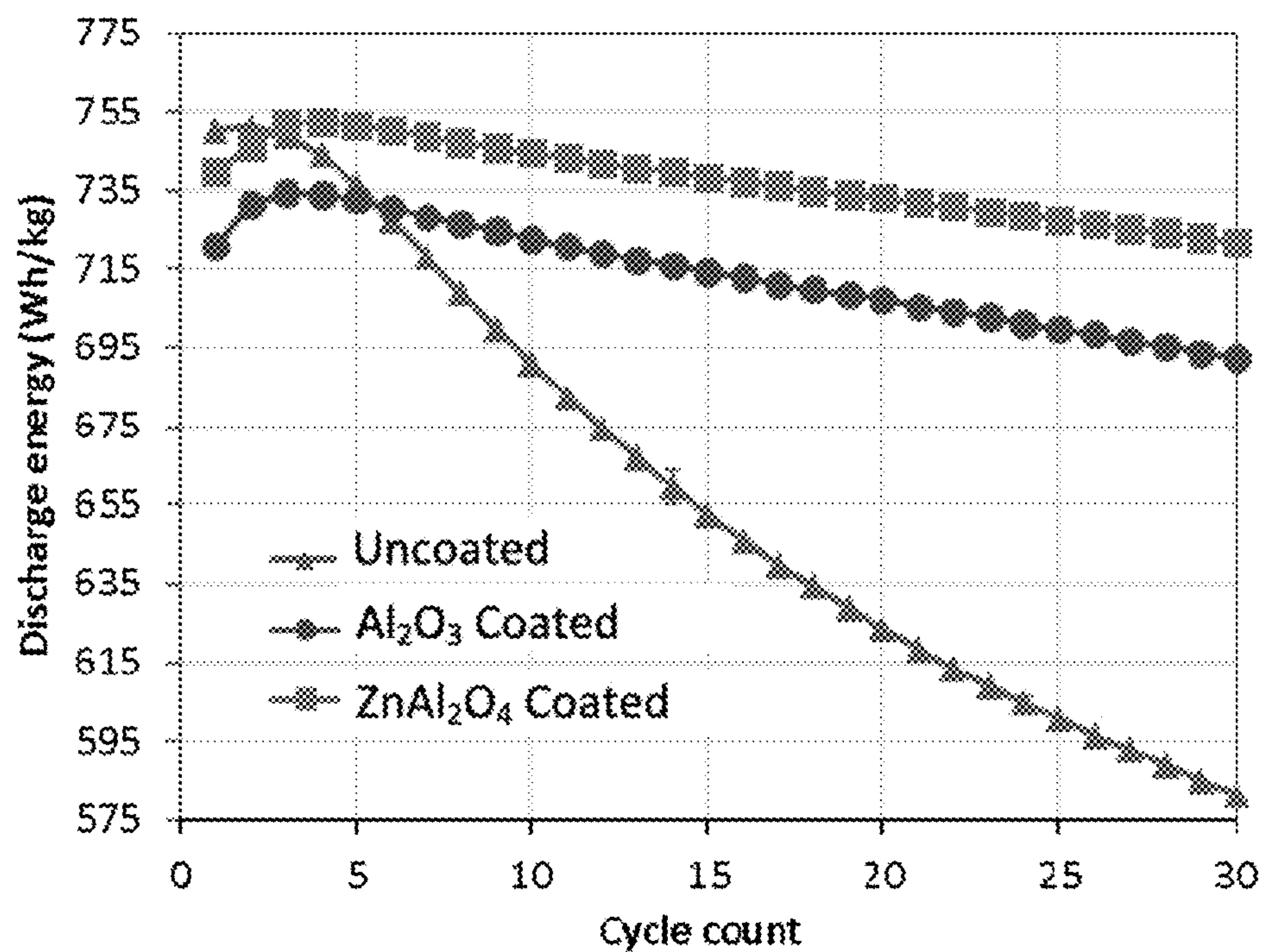


FIG. 15

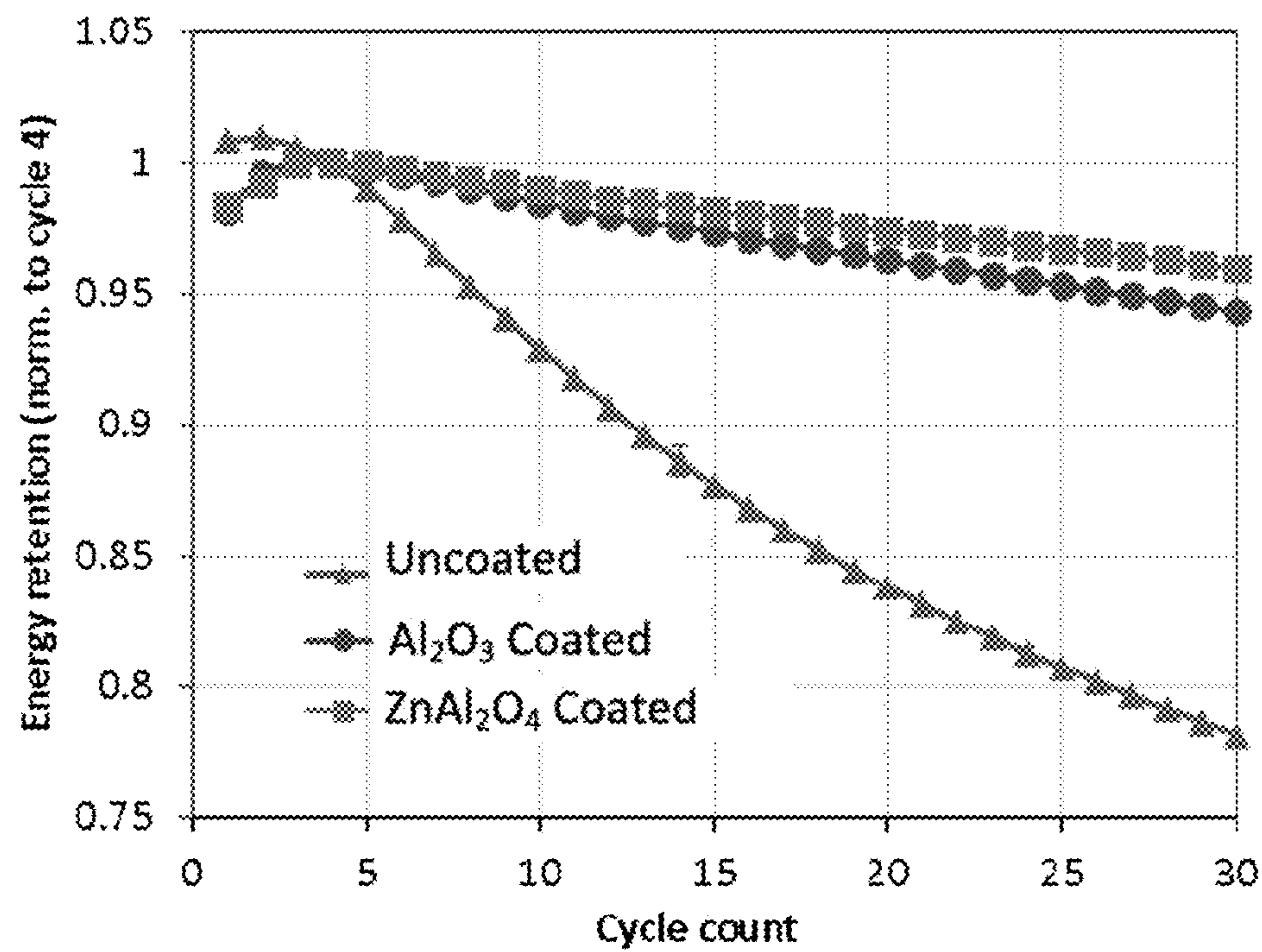


FIG. 16

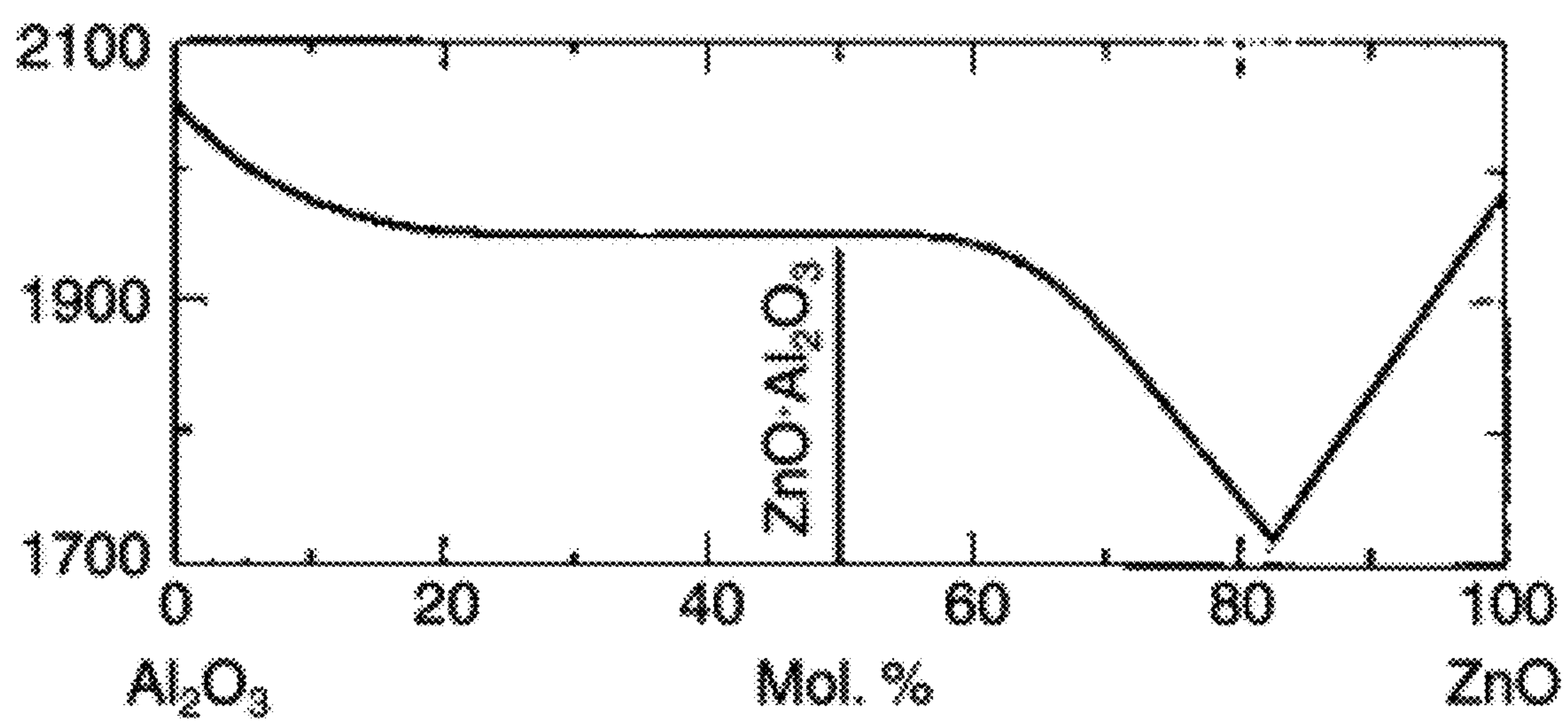


FIG. 17



## OXIDE MIXTURE AND COMPLEX OXIDE COATINGS FOR CATHODE MATERIALS

### CROSS-REFERENCE TO RELATED PATENT APPLICATIONS

[0001] This patent application claims the benefit under 35 U.S.C. § 119(e) of U.S. Patent Application Ser. No. 62/713,715, entitled “OXIDE MIXTURE AND COMPLEX OXIDE COATINGS FOR CATHODE MATERIALS,” filed on Aug. 2, 2018, which is incorporated herein by reference in its entirety.

### U.S. GOVERNMENT LICENSE RIGHTS

[0002] This invention was made with U.S. government support under WFO Proposal No. 85F59. This invention was made under a CRADA 1500801 between Apple Inc. and Argonne National Laboratory operated for the United States Department of Energy. The U.S. government has certain rights in the invention.

### FIELD

[0003] This disclosure relates generally to batteries, and more particularly to cathode active materials for lithium-ion batteries.

### BACKGROUND

[0004] A commonly used type of rechargeable battery is a lithium battery, such as a lithium-ion or lithium-polymer battery. As battery-powered devices become increasingly small and more powerful, batteries powering these devices need to store more energy in a smaller volume. Consequently, use of battery-powered devices may be facilitated by mechanisms for improving the volumetric energy densities of batteries in the devices.

[0005] Lithium cobalt metal oxides or lithium transition metal oxides can be used in cathode active materials for lithium-ion batteries. The lithium transition metal oxides are derivations of lithium cobalt oxide. The lithium cobalt metal oxides or transition metal oxides can be in the form of powder.

[0006] In Li-ion batteries, the cathode materials of different compositions tend to react chemically or electrochemically with the liquid electrolyte that consists of a lithium salt ( $\text{LiPF}_6$ ) in organic solvents (such as ethylene carbonate, ethyl-methylene carbonate), especially when Li is extracted from the cathodes during charging. This is one of the major reasons for causing short cycle life of the batteries. A coating, such as aluminum oxide ( $\text{Al}_2\text{O}_3$ ), is normally applied to the cathode particles in order to mitigate the reaction between the cathode and electrolyte and to prevent dissolution of the transition metals from the cathode into the electrolyte. Although the aluminum oxide coating renders necessary pretention, the coating often causes energy density loss for the battery. There remains a need to develop coatings for improved battery performance.

### SUMMARY

[0007] In one aspect, the disclosure is directed to a cathode active material including a plurality of cathode active compound particles. A coating is disposed over each of the

cathode active compound particles. The coating can include  $\text{ZrO}_2$ ,  $\text{La}_2\text{O}_3$ , a mixture of  $\text{Al}_2\text{O}_3$  and  $\text{ZrO}_2$  or a mixture of  $\text{Al}_2\text{O}_3$  and  $\text{La}_2\text{O}_3$ .

[0008] In another aspect, the coating is a mixture of  $\text{Al}_2\text{O}_3$  and  $\text{ZrO}_2$ . In some variations, the cathode active material can have less than or equal to 5000 ppm Zr. The cathode active material can have less than or equal to 5000 ppm Al.

[0009] In another aspect, the coating can include a mixture of  $\text{La}_2\text{O}_3$  and  $\text{Al}_2\text{O}_3$ . In some variations, the molar ratio of La to Al is from 0.01 to 5.0. In some variations, aluminum is an amount from 20 ppm to 5000 ppm and lanthanum is in an amount from 20 ppm to 5000 ppm.

[0010] In further aspects, the disclosure is directed to a battery cell. The battery cell can include an anode comprising an anode current collector and a cathode including the cathode active material described herein. A separator disposed between the anode and the cathode.

### BRIEF DESCRIPTION OF THE DRAWINGS

[0011] The disclosure will be readily understood by the following detailed description in conjunction with the accompanying drawings, wherein like reference numerals designate like structural elements, and in which:

[0012] FIG. 1 is a top-down view of a battery cell in accordance with an illustrative embodiment;

[0013] FIG. 2A is a side view of a set of layers for a battery cell in accordance with an illustrative embodiment;

[0014] FIG. 2B is a sectional view of a coated particle including a cathode active compound particle and a coating in accordance with an illustrative embodiment;

[0015] FIG. 3 is a plot of discharge capacity versus cycle count for cathode active materials including a mixture of  $\text{Al}_2\text{O}_3$  and  $\text{ZrO}_2$  coating on  $\text{Li}(\text{Co}_{0.97}\text{Mn}_{0.03})\text{O}_2$  compared with  $\text{Al}_2\text{O}_3$  coating or  $\text{ZrO}_2$  coating on  $\text{Li}(\text{Co}_{0.97}\text{Mn}_{0.03})\text{O}_2$ , according to an illustrative embodiment;

[0016] FIG. 4 is a plot of average voltage versus cycle count for cathode active materials including a mixture of  $\text{Al}_2\text{O}_3$  and  $\text{ZrO}_2$  coating on  $\text{Li}(\text{Co}_{0.97}\text{Mn}_{0.03})\text{O}_2$  compared with  $\text{Al}_2\text{O}_3$  coating or  $\text{ZrO}_2$  coating on  $\text{Li}(\text{Co}_{0.97}\text{Mn}_{0.03})\text{O}_2$ , according to an illustrative embodiment;

[0017] FIG. 5 is a plot of discharge energy versus cycle count for cathode active materials including a mixture of  $\text{Al}_2\text{O}_3$  and  $\text{ZrO}_2$  coating on  $\text{Li}(\text{Co}_{0.97}\text{Mn}_{0.03})\text{O}_2$  compared with  $\text{Al}_2\text{O}_3$  coating or  $\text{ZrO}_2$  coating on  $\text{Li}(\text{Co}_{0.97}\text{Mn}_{0.03})\text{O}_2$ , according to an illustrative embodiment;

[0018] FIG. 6 is a plot of energy retention versus cycle count for cathode active materials including a mixture of  $\text{Al}_2\text{O}_3$  and  $\text{ZrO}_2$  coating on  $\text{Li}(\text{Co}_{0.97}\text{Mn}_{0.03})\text{O}_2$  compared with  $\text{Al}_2\text{O}_3$  coating or  $\text{ZrO}_2$  coating on  $\text{Li}(\text{Co}_{0.97}\text{Mn}_{0.03})\text{O}_2$ , according to an illustrative embodiment;

[0019] FIG. 7 is a phase diagram of  $\text{Al}_2\text{O}_3$  and  $\text{ZrO}_2$  from Powder Metall. Met. Ceram., Vol. 33, 1994, p 486-490;

[0020] FIG. 8 is a plot of discharge capacity versus cycle count for cathode active materials including a mixture of  $\text{Al}_2\text{O}_3$  and  $\text{ZrO}_2$  coating on  $\text{Li}(\text{Co}_{0.97}\text{Mn}_{0.03})\text{O}_2$  with different loadings at 1:1 molar ratio of  $\text{La}_2\text{O}_3$  to  $\text{Al}_2\text{O}_3$  compared with uncoated  $\text{Li}(\text{Co}_{0.97}\text{Mn}_{0.03})\text{O}_2$  and  $\text{Al}_2\text{O}_3$  coating on  $\text{Li}(\text{Co}_{0.97}\text{Mn}_{0.03})\text{O}_2$ , according to an illustrative embodiment;

[0021] FIG. 9 is a plot of average discharge voltage versus cycle count for cathode active materials including a mixture of  $\text{Al}_2\text{O}_3$  and  $\text{ZrO}_2$  coating on  $\text{Li}(\text{Co}_{0.97}\text{Mn}_{0.03})\text{O}_2$  with different loadings at 1:1 molar ratio of  $\text{La}_2\text{O}_3$  to  $\text{Al}_2\text{O}_3$



compared with uncoated  $\text{Li}(\text{Co}_{0.97}\text{Mn}_{0.03})\text{O}_2$  and  $\text{Al}_2\text{O}_3$  coating on  $\text{Li}(\text{Co}_{0.97}\text{Mn}_{0.03})\text{O}_2$ , according to an illustrative embodiment;

[0022] FIG. 10 is a plot of discharge energy versus cycle count for cathode active materials including a mixture of  $\text{Al}_2\text{O}_3$  and  $\text{La}_2\text{O}_3$  coating on  $\text{Li}(\text{Co}_{0.97}\text{Mn}_{0.03})\text{O}_2$  with different loadings at 1:1 molar ratio of  $\text{La}_2\text{O}_3$  to  $\text{Al}_2\text{O}_3$  compared with uncoated  $\text{Li}(\text{Co}_{0.97}\text{Mn}_{0.03})\text{O}_2$  and  $\text{Al}_2\text{O}_3$  coating on  $\text{Li}(\text{Co}_{0.97}\text{Mn}_{0.03})\text{O}_2$ , according to an illustrative embodiment;

[0023] FIG. 11 is a plot of energy retention versus cycle count for cathode active materials including a mixture of  $\text{Al}_2\text{O}_3$  and  $\text{La}_2\text{O}_3$  coating on  $\text{Li}(\text{Co}_{0.97}\text{Mn}_{0.03})\text{O}_2$  with different loadings at 1:1 molar ratio of  $\text{La}_2\text{O}_3$  to  $\text{Al}_2\text{O}_3$  compared with uncoated  $\text{Li}(\text{Co}_{0.97}\text{Mn}_{0.03})\text{O}_2$  and  $\text{Al}_2\text{O}_3$  coating on  $\text{Li}(\text{Co}_{0.97}\text{Mn}_{0.03})\text{O}_2$ , according to an illustrative embodiment;

[0024] FIG. 12 is a phase diagram of  $\text{Al}_2\text{O}_3$  and  $\text{La}_2\text{O}_3$  (J. Alloys Compd., Vol. 179, 1992, p 259-28);

[0025] FIG. 13 is a plot of discharge capacity versus cycle count for cathode active materials including the complex oxide  $\text{ZnAl}_2\text{O}_4$  coating on  $\text{Li}(\text{Co}_{0.97}\text{Mn}_{0.03})\text{O}_2$  compared with uncoated  $\text{Li}(\text{Co}_{0.97}\text{Mn}_{0.03})\text{O}_2$  and  $\text{Al}_2\text{O}_3$  coating on  $\text{Li}(\text{Co}_{0.97}\text{Mn}_{0.03})\text{O}_2$ , according to an illustrative embodiment;

[0026] FIG. 14 is a plot of average discharge voltage versus cycle count for cathode active materials including the complex oxide  $\text{ZnAl}_2\text{O}_4$  coating on  $\text{Li}(\text{Co}_{0.97}\text{Mn}_{0.03})\text{O}_2$  compared with uncoated  $\text{Li}(\text{Co}_{0.97}\text{Mn}_{0.03})\text{O}_2$  and  $\text{Al}_2\text{O}_3$  coating on  $\text{Li}(\text{Co}_{0.97}\text{Mn}_{0.03})\text{O}_2$ , according to an illustrative embodiment;

[0027] FIG. 15 is a plot of discharge energy versus cycle count for cathode active materials including the complex oxide  $\text{ZnAl}_2\text{O}_4$  coating on  $\text{Li}(\text{Co}_{0.97}\text{Mn}_{0.03})\text{O}_2$  compared with uncoated  $\text{Li}(\text{Co}_{0.97}\text{Mn}_{0.03})\text{O}_2$  and  $\text{Al}_2\text{O}_3$  coating on  $\text{Li}(\text{Co}_{0.97}\text{Mn}_{0.03})\text{O}_2$ , according to an illustrative embodiment;

[0028] FIG. 16 is a plot of energy retention versus cycle count for cathode active materials including the complex oxide  $\text{ZnAl}_2\text{O}_4$  coating on  $\text{Li}(\text{Co}_{0.97}\text{Mn}_{0.03})\text{O}_2$  compared with uncoated  $\text{Li}(\text{Co}_{0.97}\text{Mn}_{0.03})\text{O}_2$  and  $\text{Al}_2\text{O}_3$  coating on  $\text{Li}(\text{Co}_{0.97}\text{Mn}_{0.03})\text{O}_2$ , according to an illustrative embodiment;

[0029] FIG. 17 is a phase diagram of  $\text{Al}_2\text{O}_3$  and  $\text{ZnO}$ . (Bur. Standards J. Research, 8(2) 280 1932; R.P.413).

#### DETAILED DESCRIPTION

[0030] The following description is presented to allow any person skilled in the art to make and use the embodiments, and is provided in the context of a particular application and its requirements. Various modifications to the disclosed embodiments will be readily apparent to those skilled in the art, and the general principles defined herein may be applied to other embodiments and applications without departing from the spirit and scope of the present disclosure. It should be understood that the following descriptions are not intended to limit the embodiments to one preferred embodiment. To the contrary, it is intended to cover alternatives, modifications, and equivalents as can be included within the spirit and scope of the described embodiments as defined by the appended claims. Thus, the disclosure is not limited to the embodiments shown, but is to be accorded the widest scope consistent with the principles and features disclosed herein.

[0031] As used herein, all compositions referenced for cathode active materials represent those of as-prepared materials (i.e., “virgin” materials) unless otherwise indicated. Materials of these compositions have not yet been exposed to additional processes, such as de-lithiation and lithiation during, respectively, charging and discharging of a lithium-ion battery.

[0032] Overview

[0033] The disclosure provides the use of various oxides mixture or complex oxides as coatings for the cathode active compound particles of lithium-ion (Li-ion) batteries or other types of Li batteries. The coated cathode active materials have improved properties over an aluminum oxide coating and an uncoated cathode active material. Lithium cobalt oxides or lithium transition-metal oxides can be used in cathode active materials for commercial lithium-ion batteries. The lithium transition-metal oxides are variations or derivatives of lithium cobalt oxides. The performance of such cathode active materials can be increased by improving its discharge capacity, average voltage, discharge energy, and energy retention.

[0034] The disclosure provides surface coatings for cathode materials of Li-ion batteries and other Li batteries that demonstrate improved energy and/or energy retention. The surface coatings may include mixed oxides, such as a mixture of  $\text{Al}_2\text{O}_3$  and  $\text{ZrO}_2$ . The surface coatings may also include complex oxides, such as  $\text{ZnAl}_2\text{O}_4$ . Without limitation, these coating compositions are applied to the cathodes of Li-ion batteries or other types of Li batteries (e.g., substituted lithium cobalt oxides or lithium manganese cobalt nickel oxides), the batteries can demonstrate either improved discharge capacity, increased average discharge voltage, increased energy, and/or energy retention over the uncoated cathode active compound particles, and the conventional alumina coating on the cathode active compound particles.

[0035] The performance of batteries can be improved using coatings on cathode active materials that provide increased discharge capacity, average voltage, discharge energy, and energy retention. These and other needs are addressed by the disclosure herein.

[0036] FIG. 1 presents a top-down view of a battery cell 100 in accordance with an embodiment. The battery cell 100 may correspond to a lithium-ion or lithium-polymer battery cell that is used to power a device used in a consumer, medical, aerospace, defense, and/or transportation application. The battery cell 100 includes a stack 102 containing a number of layers that include a cathode with a cathode active material, a separator, and an anode with an anode active material. More specifically, the stack 102 may include one strip of cathode active material (e.g., aluminum foil coated with a lithium compound) and one strip of anode active material (e.g., copper foil coated with carbon). The stack 102 also includes one strip of separator material (e.g., conducting polymer electrolyte) disposed between the one strip of cathode active material and the one strip of anode active material. The cathode, anode, and separator layers may be left flat in a planar configuration or may be wrapped into a wound configuration (e.g., a “jelly roll”).

[0037] Enclosures can include, without limitations, pouches, such as flexible pouches, rigid containers, and the like. Returning to FIG. 1, during assembly of the battery cell 100, the stack 102 is enclosed in an enclosure. The stack 102 may be in a planar or wound configuration, although other



configurations are possible. Flexible pouch can be formed by folding a flexible sheet along a fold line **112**. For example, the flexible sheet may be made of aluminum with a polymer film, such as polypropylene. After the flexible sheet is folded, the flexible sheet can be sealed, for example, by applying heat along a side seal **110** and along a terrace seal **108**. The flexible pouch may be less than 120 microns thick to improve the packaging efficiency of the battery cell **100**, the density of battery cell **100**, or both.

[0038] The stack **102** can also include a set of conductive tabs **106** coupled to the cathode and the anode. The conductive tabs **106** may extend through seals in the enclosure (for example, formed using sealing tape **104**) to provide terminals for the battery cell **100**. The conductive tabs **106** may then be used to electrically couple the battery cell **100** with one or more other battery cells to form a battery pack.

[0039] Batteries can be combined in a battery pack in any configuration. For example, the battery pack may be formed by coupling the battery cells in a series, parallel, or a series-and-parallel configuration. Such coupled cells may be enclosed in a hard case to complete the battery pack, or may be embedded within an enclosure of a portable electronic device, such as a laptop computer, tablet computer, mobile phone, personal digital assistant (PDA), digital camera, and/or portable media player.

[0040] FIG. 2A presents a side view of a set of layers for a battery cell (e.g., the battery cell **100** of FIG. 1) in accordance with the disclosed embodiments. The set of layers may include a cathode current collector **202**, a cathode active material **204**, a separator **206**, an anode active material **208**, and an anode current collector **210**. The cathode current collector **202** and the cathode active material **204** may form a cathode for the battery cell, and the anode current collector **210** and the anode active material **208** may form an anode for the battery cell. To create the battery cell, the set of layers may be stacked in a planar configuration, or stacked and then wrapped into a wound configuration.

[0041] As mentioned above, the cathode current collector **202** may be aluminum foil, the cathode active material **204** may be a lithium compound, the anode current collector **210** may be copper foil, the anode active material **208** may be carbon, and the separator **206** may include a conducting polymer electrolyte.

[0042] It will be understood that the cathode active materials described herein can be used in conjunction with any battery cells or components thereof known in the art. For example, in addition to wound battery cells, the layers may be stacked and/or used to form other types of battery cell structures, such as bi-cell structures. All such battery cell structures are known in the art.

[0043] In further variations, a cathode active material comprises a cathode active compound particle and a coating. FIG. 2B is a sectional view of a coated particle including a cathode active particle and a coating in accordance with an illustrative embodiment. As shown, a coated cathode active compound particle **212** can include a cathode active compound particle or a cathode active compound particle **216** and a coating **214**.

[0044] The coating can be an oxide material. In some variations, the coating may be a layer of material in contact with a surface of the cathode active compound particle or a reaction layer formed along the surface of the cathode active compound particle. In some variations, the coating can include an oxide mixture (e.g. a mixture of  $\text{Al}_2\text{O}_3$  and  $\text{ZrO}_2$ ,

or a mixture of  $\text{Al}_2\text{O}_3$  and  $\text{La}_2\text{O}_3$ ). In some variations, the coating can include a complex oxide, such as  $\text{ZnAl}_2\text{O}_4$ .

[0045] In various embodiments, the performance of batteries including the cathode active material can increase battery capacity and/or reduce the loss of available power in a fully charged battery over time.

[0046] The coating can be in any amount known in the art. In some variations, amount of coating may be less than or equal to 7 wt. % of the total particle. In some variations, amount of coating may be less than or equal to 5 wt. % of the total particle. In some variations, amount of coating may be less than or equal to 0.8 wt. % of the total particle. In some variations, amount of coating may be less than or equal to 0.6 wt. % of the total particle. In some variations, amount of coating may be less than or equal to 0.4 wt. % of the total particle. In some variations, amount of coating may be less than or equal to 0.3 wt. % of the total particle. In some variations, amount of coating may be less than or equal to 0.2 wt. % of the total particle. In some variations, amount of coating may be less than or equal to 0.1 wt. % of the total particle. In various aspects, the amount can be chosen such that a capacity of the cathode active material is not negatively impacted.

[0047] The coating may include multiple layers of coating material. The coating may also be a continuous coating or a discontinuous coating. Non-limiting examples of discontinuous coatings include coatings with voids or cracks and coatings formed of particles with gaps there between. Other types of discontinuous coatings are possible.

[0048] A powder comprising the particles described herein can be used as a cathode active material in a lithium ion battery. Such cathode active materials can tolerate voltages equal to or higher than conventional materials (i.e., relative to a  $\text{Li}/\text{Li}^+$  redox couple) without capacity fade. Capacity fade degrades battery performance and may result from a structural instability of the cathode active material, a side reaction with electrolyte at high voltage, surface instability, dissolution of cathode active material into the electrolyte, or some combination thereof.

[0049] In various aspects, the cathode active materials described herein can result in lithium ion batteries that can be charged at high voltages without capacity fade. Without wishing to be held to a specific mechanisms or mode of action, the compounds may impede or retard structural deviations from an  $\alpha\text{-NaFeO}_2$  crystal structure during charging to/at higher voltages.

[0050] Batteries having cathode active materials that include the disclosed coatings can show improved battery performance. For example, the mixture oxide coatings particles provide for an increased battery capacity and an increase average voltage and also an increased discharge energy over cycles.

[0051] Mixture of  $\text{Al}_2\text{O}_3$  and  $\text{ZrO}_2$

[0052] In some variations, the molar ratio of Al to Zr for the mixture of  $\text{Al}_2\text{O}_3$  and  $\text{ZrO}_2$  is equal to or less than 5.0. In some variations, the molar ratio of Al to Zr for the mixture of  $\text{Al}_2\text{O}_3$  and  $\text{ZrO}_2$  is equal to or less than 4. In some variations, the molar ratio of Al to Zr for the mixture of  $\text{Al}_2\text{O}_3$  and  $\text{ZrO}_2$  is equal to or less than 2. In some variations, the molar ratio of Al to Zr for the mixture of  $\text{Al}_2\text{O}_3$  and  $\text{ZrO}_2$  is equal to or less than 1. In some variations, the molar ratio of Al to Zr for the mixture of  $\text{Al}_2\text{O}_3$  and  $\text{ZrO}_2$  is equal to or less than 0.5. In some variations, the molar ratio of Al to Zr for the mixture of  $\text{Al}_2\text{O}_3$  and  $\text{ZrO}_2$  is equal to or less than















battery including a complex oxide  $\text{ZnAl}_2\text{O}_4$  coated cathode active materials has a discharge energy of at least 730 Wh/kg after 25 cycles. In certain variations, a battery including a complex oxide  $\text{ZnAl}_2\text{O}_4$  coated cathode active materials has a discharge energy of at least 735 Wh/kg after 25 cycles. In certain variations, a battery including a complex oxide  $\text{ZnAl}_2\text{O}_4$  coated cathode active materials has a discharge energy of at least 740 Wh/kg after 25 cycles.

**[0070]** In some variations, the battery including a complex oxide  $\text{ZnAl}_2\text{O}_4$  coated cathode active materials has an energy retention of at least 85% after 30 charge-discharge cycles. In some variations, the battery including a complex oxide  $\text{ZnAl}_2\text{O}_4$  coated cathode active materials has an energy retention of at least 90% after 30 charge-discharge cycles. In some variations, the battery including a complex oxide  $\text{ZnAl}_2\text{O}_4$  coated cathode active materials has an energy retention of at least 91% after 30 charge-discharge cycles. In some variations, the battery including a complex oxide  $\text{ZnAl}_2\text{O}_4$  coated cathode active materials has an energy retention of at least 92% after 30 charge-discharge cycles. In some variations, the battery including a complex oxide  $\text{ZnAl}_2\text{O}_4$  coated cathode active materials has an energy retention of at least 93% after 30 charge-discharge cycles. In some variations, the battery including a complex oxide  $\text{ZnAl}_2\text{O}_4$  coated cathode active materials has an energy retention of at least 94% after 30 charge-discharge cycles. In some variations, the battery including a complex oxide  $\text{ZnAl}_2\text{O}_4$  coated cathode active materials has an energy retention of at least 95% after 30 charge-discharge cycles. In some variations, the battery including a complex oxide  $\text{ZnAl}_2\text{O}_4$  coated cathode active materials has an energy retention of at least 96% after 30 charge-discharge cycles. In some variations, the battery including a complex oxide  $\text{ZnAl}_2\text{O}_4$  coated cathode active materials has an energy retention of at least 97% after 30 charge-discharge cycles. In some variations, the battery including a complex oxide  $\text{ZnAl}_2\text{O}_4$  coated cathode active materials has an energy retention of at least 98% after 30 charge-discharge cycles.

**[0071]** The coated powder can be used as a cathode active material for lithium ion batteries, as described herein. These cathode active materials assist energy storage by releasing and storing lithium ions during, respectively, charging and discharging of a lithium-ion battery.

**[0072]** Without wishing to be limited to a specific mechanism or mode of action, the characteristics of the powder can provide improved battery performance when the powder is used as a cathode active material. The powder comprising the disclosed oxide mixture coatings or complex oxide coating described herein have increased capacity and increased stability over an oxide coating, such as an  $\text{Al}_2\text{O}_3$  coating or a  $\text{ZrO}_2$  coating. Batteries comprising the powder as a cathode active material have an increased discharge capacity, an increased average voltage, an increased discharge energy, and an increased energy retention.

**[0073]** Cathode Active Compounds

**[0074]** The coating is disposed over cathode active compounds. Specifically, in various aspects, the coating is disposed over cathode active compound particles. The coated cathode active compounds can be used as cathode active materials in lithium-ion batteries.

**[0075]** In some variations, this disclosure is directed to a cathode active precursor compound, or particles (e.g., a powder) comprising the cathode active precursor compound, represented by Formula (Ia):



In Formula (Ia),  $\text{M}^1$  is selected from B, Na, Mg, Al, Si, K, Ca, Sc, Ti, V, Cr, Fe, Cu, Zn, Ga, Ge, Zr, Nb, Mo, Ru, Ag, In, La and any combination thereof,  $0 \leq a \leq 1$ ;  $0 \leq b \leq 1$ ;  $0 \leq c \leq 1$ ;  $a+b+c > 0$ ;  $0 \leq d \leq 0.5$ ;  $a+b+d > 0$ ; and  $1 \leq e \leq 5$ . Compounds of Formula (Ia) include at least one of Ni, Mn, or Co (i.e.,  $a+b+c > 0$ ). Moreover, the compounds include at least one of Ni, Mn, or  $\text{M}^1$  (i.e.,  $a+b+d > 0$ ).

**[0076]** In some variations, this disclosure is directed to a cathode active compound, or particles (e.g., a powder) comprising the cathode active compound, represented by Formula (Ib):



It will be appreciated that the lithiated mixed-metal oxides may be prepared using the mixed-metal oxides associated with Formula (Ia), as will be discussed below. In Formula (Ib),  $\text{M}^1$  is selected from B, Na, Mg, Al, Si, K, Ca, Sc, Ti, V, Cr, Fe, Cu, Zn, Ga, Ge, Zr, Nb, Mo, Ru, Ag, In, La and combinations thereof,  $-0.1 \leq f \leq 1.0$ ;  $0 \leq a \leq 1$ ;  $0 \leq b \leq 1$ ;  $0 \leq c \leq 1$ ;  $a+b+c > 0$ ;  $0 \leq d \leq 0.5$ ;  $a+b+d \geq 0$ ; and  $1.9 \leq e \leq 3$ . Compounds of Formula (Ib) include at least one of Ni, Mn, or Co (i.e.,  $a+b+c > 0$ ). Moreover, the compounds include at least one of Ni, Mn, or  $\text{M}^1$  (i.e.,  $a+b+d > 0$ ). As used herein, all compounds referenced for the lithiated mixed-metal oxides represent those of as-prepared materials (i.e., “virgin” materials) unless otherwise indicated. Such compounds have not yet been exposed to additional chemical processes, such as de-lithiation and lithiation during, respectively, charging and discharging. In some instances,  $0 \leq f \leq 0.5$ . In some instances,  $1.9 \leq e \leq 2.7$ . In further instances,  $1.9 \leq e \leq 2.1$ .

**[0077]** In some instances,  $0 \leq f \leq 1.0$  and  $d=0$ . In these instances, no content associated with  $\text{M}^1$  is present in the particles. Further, in some instances,  $d=0$  and  $f \geq 0.20$ . In some instances,  $d=0$  and  $f \geq 0.40$ . In some instances,  $d=0$  and  $f \geq 0.60$ . In some instances,  $d=0$  and  $f \geq 0.80$ . In some instances,  $d=0$  and  $f \leq 0.80$ . In some instances,  $d=0$  and  $f \leq 0.60$ . In some instances,  $d=0$  and  $f \leq 0.40$ . In some instances,  $d=0$  and  $f \leq 0.20$ . In some instances,  $d=0$  and  $e \geq 2.20$ . In some instances,  $d=0$  and  $e \geq 2.40$ . In some instances,  $d=0$  and  $e \geq 2.60$ . In some instances,  $d=0$  and  $e \geq 2.80$ . In some instances,  $d=0$  and  $e \leq 2.80$ . In some instances,  $d=0$  and  $e \leq 2.60$ . In some instances,  $d=0$  and  $e \leq 2.40$ . In some instances,  $d=0$  and  $e \leq 2.20$ . It will be understood that, in the aforementioned instances, the boundaries off and e can be combined in any variation as above.

**[0078]** In some instances,  $\text{M}^1$  can include one or more cations with an average oxidation state of 4+, i.e.,  $\text{M}^1_1$ .  $\text{M}^1$  also can include more than one cation with a combined oxidation state of 3+, i.e.,  $\text{M}^1_1\text{M}^1_2$ .  $\text{M}^1_1$  is selected from Ti, Mn, Zr, Mo, and Ru and may be any combination thereof.  $\text{M}^1_2$  is selected from Mg, Ca, V, Cr, Fe, Cu, Zn, Al, Sc, Y, Ga, and Zr and may be any combination thereof. A stoichiometric content associated with  $\text{M}^1_1$ , i.e.,  $d_1$ , and a stoichiometric content associated with  $\text{M}^1_2$ , i.e.,  $d_2$ , equals d (i.e.,  $d_1+d_2=d$ ). In these instances,  $a+b+c+d_1+d_2=1$ . Further, in some instances,  $d_1 \geq 0.1$ . In some instances,  $d_1 \geq 0.2$ . In some instances,  $d_1 \geq 0.3$ . In some instances,  $d_1 \geq 0.4$ . In some instances,  $d_1 \leq 0.1$ . In some instances,  $d_1 \leq 0.2$ . In some instances,  $d_1 \leq 0.3$ . In some instances,  $d_1 \leq 0.4$ . It will be



understood that, in the aforementioned instances, the boundaries of  $d_1$  can be combined in any variation as above.

**[0079]** In some instances,  $-0.05 \leq f \leq 0.10$ ;  $M^1 = \text{Al}$ ;  $0 \leq d \leq 0.05$ ;  $a+b+c=1$ ;  $0 < a+b < 0.5$ ; and  $1.95 \leq e \leq 2.6$ . In further instances,  $0.01 \leq d \leq 0.03$ . In still further instances,  $0.02 \leq d \leq 0.03$ . In instances where  $d \neq 0$  (i.e., aluminum is present), a distribution of aluminum within each particle may be uniform or may be biased to be proximate to a surface of each particle. Other distributions are possible.

**[0080]** In some instances,  $-0.05 \leq f \leq 0.10$ ;  $d=0$ ;  $a=0$ ,  $b+c=1$ ; and  $1.9 \leq e \leq 2.2$ . Further, in some instances,  $0.0 \leq f \leq 0.10$ . In some instances,  $0.0 \leq f \leq 0.05$ . In some instances,  $0.01 \leq f \leq 0.05$  and  $0.02 \leq b \leq 0.05$ . In some instances,  $0.01 \leq f \leq 0.05$  and  $b=0$ .04.

**[0081]** In some variations, this disclosure is directed to a cathode active precursor compound, or particles (e.g., a powder) comprising the cathode active precursor compound, represented by Formula (IIa):



wherein  $M^2 = \text{Co}$ ,  $\text{Mn}$ ,  $\text{Ni}$ , and any combination thereof, and  $0.9 \leq g \leq 2.6$ . In some variations,  $0.9 \leq g \leq 1.1$ . In some variations,  $g=1$ . In some variations,  $1.4 \leq g \leq 1.6$ . In some variations,  $g=1.5$ . In some variations,  $1.9 \leq g \leq 2.1$ . In some variations,  $g=2$ . In some variations,  $2.4 \leq g \leq 2.6$ . In some variations,  $g=2.5$ .

**[0082]** In some variations, this disclosure is directed to a cathode active compound, or particles (e.g., a powder) comprising the cathode active compound, represented by Formula (IIb):



wherein  $M^2 = \text{Co}$ ,  $\text{Mn}$ ,  $\text{Ni}$ , and any combination thereof,  $0.95 \leq h \leq 2$ , and  $2 \leq g \leq 3$ . In some variations,  $1 \leq h \leq 2$ . In some variations,  $1.20 \leq h$ . In some variations,  $1.40 \leq h$ . In some variations,  $1.60 \leq h$ . In some variations,  $1.80 \leq h$ . In some variations,  $h \leq 1.8$ . In some variations,  $h \leq 1.6$ . In some variations,  $h \leq 1.4$ . In some variations,  $h \leq 1.2$ . In some variations,  $h \leq 1.8$ . Further, in some variations,  $2.2 \leq g$ . In some variations,  $2.4 \leq g$ . In some variations,  $2.6 \leq g$ . In some variations,  $2.8 \leq g$ . In some variations,  $g \leq 2.8$ . In some variations,  $g \leq 2.6$ . In some variations,  $g \leq 2.4$ . In some variations,  $g \leq 2.2$ . It will be understood that the boundaries of  $h$  and  $g$  can be combined in any variation as above.

**[0083]** In some variations, this disclosure is directed to a cathode active precursor compound, or particles (e.g., a powder) comprising the cathode active precursor compound, represented by Formula (IIIa):



wherein  $M^3$  is selected from  $\text{Ti}$ ,  $\text{Mn}$ ,  $\text{Zr}$ ,  $\text{Mo}$ ,  $\text{Ru}$ , and any combination thereof,  $M^4$  is selected from  $\text{B}$ ,  $\text{Na}$ ,  $\text{Mg}$ ,  $\text{Ti}$ ,  $\text{Ca}$ ,  $\text{V}$ ,  $\text{Cr}$ ,  $\text{Mn}$ ,  $\text{Fe}$ ,  $\text{Co}$ ,  $\text{Ni}$ ,  $\text{Cu}$ ,  $\text{Zn}$ ,  $\text{Al}$ ,  $\text{Sc}$ ,  $\text{Y}$ ,  $\text{Ga}$ ,  $\text{Zr}$ ,  $\text{Ru}$ ,  $\text{Mo}$ , and any combination thereof,  $0 \leq i \leq 1$ ; and  $0.9 \leq j \leq 2.6$ . In some variations,  $M^3$  has an average oxidation state of  $4+$  (i.e., tetravalent). In some variations,  $M^4$  has an average oxidation state of  $3+$  (i.e., trivalent). In some variations,  $0 < i < 1$ . In specific variations,  $M^3$  is  $\text{Mn}$ . In specific variations,  $M^4$  is  $\text{Co}$ . In specific variations,  $M^4$  is a combination of  $\text{Co}$  and  $\text{Mn}$ . In further variations, a proportion of  $\text{Co}$  is greater than a proportion of  $\text{Mn}$  in the combination of  $\text{Co}$  and  $\text{Mn}$ .

**[0084]** In some variations,  $1.4 \leq j \leq 2.1$ . In some variations,  $1.5 \leq j \leq 2.0$ . In some variations,  $1.6 \leq j \leq 1.9$ . In some variations,  $0.9 \leq j \leq 1.1$ . In some variations,  $j=1$ . In some variations,  $1.4 \leq j \leq 1.6$ . In some variations,  $j=1.5$ . In some variations,

$1.9 \leq j \leq 2.1$ . In some variations,  $j=2$ . In some variations,  $2.4 \leq j \leq 2.6$ . In some variations,  $j=2.5$ .

**[0085]** In some variations, this disclosure is directed to a cathode active compound, or particles (e.g., a powder) comprising the cathode active compound, represented by Formula (IIIb):



wherein  $M^3$  is one or more cations with an average oxidation state of  $4+$  (i.e., tetravalent),  $M^4$  is one or more cations with an average oxidation state of  $3+$  (i.e., trivalent), and  $0 \leq i \leq 1$ . In some variations,  $M^3$  is selected from  $\text{Ti}$ ,  $\text{Mn}$ ,  $\text{Zr}$ ,  $\text{Mo}$ ,  $\text{Ru}$ , and a combination thereof. In specific variations,  $M^3$  is  $\text{Mn}$ . In some variations,  $M^4$  is selected from  $\text{B}$ ,  $\text{Na}$ ,  $\text{Mg}$ ,  $\text{Ti}$ ,  $\text{Ca}$ ,  $\text{V}$ ,  $\text{Cr}$ ,  $\text{Mn}$ ,  $\text{Fe}$ ,  $\text{Co}$ ,  $\text{Ni}$ ,  $\text{Cu}$ ,  $\text{Zn}$ ,  $\text{Al}$ ,  $\text{Sc}$ ,  $\text{Y}$ ,  $\text{Ga}$ ,  $\text{Zr}$ ,  $\text{Ru}$ ,  $\text{Mo}$  and a combination thereof. In specific variations,  $M^4$  is  $\text{Co}$ . In specific variations,  $M^4$  is a combination of  $\text{Co}$  and  $\text{Mn}$ . In further variations, a proportion of  $\text{Co}$  is greater than a proportion of  $\text{Mn}$  in the combination of  $\text{Co}$  and  $\text{Mn}$ . In variations where  $M^4$  includes cobalt, cobalt may be a predominant transition-metal constituent.

**[0086]** In some variations, this disclosure is directed to a cathode active compound, or particles (e.g., a powder) comprising the cathode active compound, represented by Formula (IIIc):



wherein  $M^3$  is one or more cations with an average oxidation state of  $4+$  (i.e., tetravalent),  $M^4$  is one or more cations,  $0 \leq i \leq 1$ , and  $0 \leq k \leq 1$ . In some variations,  $M^3$  is selected from  $\text{Ti}$ ,  $\text{Mn}$ ,  $\text{Zr}$ ,  $\text{Mo}$ ,  $\text{Ru}$ , and a combination thereof. In specific variations,  $M^3$  is  $\text{Mn}$ . In some variations,  $M^4$  is selected from  $\text{B}$ ,  $\text{Na}$ ,  $\text{Mg}$ ,  $\text{Ti}$ ,  $\text{Ca}$ ,  $\text{V}$ ,  $\text{Cr}$ ,  $\text{Mn}$ ,  $\text{Fe}$ ,  $\text{Co}$ ,  $\text{Ni}$ ,  $\text{Cu}$ ,  $\text{Zn}$ ,  $\text{Al}$ ,  $\text{Sc}$ ,  $\text{Y}$ ,  $\text{Ga}$ ,  $\text{Zr}$ ,  $\text{Ru}$ ,  $\text{Mo}$ , and any combination thereof. In specific variations,  $M^4$  is  $\text{Co}$ . In specific variations,  $M^4$  is a combination of  $\text{Co}$  and  $\text{Mn}$ . In further variations, a proportion of  $\text{Co}$  is greater than a proportion of  $\text{Mn}$  in the combination of  $\text{Co}$  and  $\text{Mn}$ . In variations where  $M^4$  includes cobalt, cobalt may be a predominant transition-metal constituent which allows high voltage, and high volumetric energy density for cathode active materials employed in lithium-ion batteries.

**[0087]** In some variations,  $0 \leq k \leq 0.16$ . In some variations,  $0 \leq k \leq 0.14$ . In some variations,  $0 \leq k \leq 0.12$ . In some variations,  $0 \leq k \leq 0.10$ . In some variations,  $0 \leq k \leq 0.08$ . In some variations,  $0 \leq k \leq 0.06$ . In some variations,  $0 \leq k \leq 0.04$ . In some variations,  $0 \leq k \leq 0.02$ . In some variations,  $k=0.15$ . In some variations,  $k=0.14$ . In some variations,  $k=0.13$ . In some variations,  $k=0.12$ . In some variations,  $k=0.11$ . In some variations,  $k=0.10$ . In some variations,  $k=0.09$ . In some variations,  $k=0.08$ . In some variations,  $k=0.07$ . In some variations,  $k=0.06$ . In some variations,  $k=0.05$ . In some variations,  $k=0.04$ . In some variations,  $k=0.03$ . In some variations,  $k=0.02$ . In some variations,  $k=0.01$ .

**[0088]** In some variations, this disclosure is directed to a cathode active precursor compound, or particles (e.g., a powder) comprising the cathode active precursor compound, represented by Formula (IVa):



wherein  $M^5$  is  $\text{B}$ ,  $\text{Na}$ ,  $\text{Mn}$ ,  $\text{Ni}$ ,  $\text{Mg}$ ,  $\text{Ti}$ ,  $\text{Ca}$ ,  $\text{V}$ ,  $\text{Cr}$ ,  $\text{Fe}$ ,  $\text{Cu}$ ,  $\text{Zn}$ ,  $\text{Al}$ ,  $\text{Sc}$ ,  $\text{Y}$ ,  $\text{Ga}$ ,  $\text{Zr}$ ,  $\text{Mo}$ ,  $\text{Ru}$ , and any combination thereof,  $0 < i < 0.50$ ;  $0 \leq m \leq 0.05$ ; and  $0.9 \leq n \leq 2.6$ . In some variations,  $M^5$  is  $\text{Mn}$ ,  $\text{Ni}$ , and any combination thereof.

**[0089]** In some variations,  $1.4 \leq n \leq 2.1$ . In some variations,  $1.5 \leq n \leq 2.0$ . In some variations,  $1.6 \leq n \leq 1.9$ . In some varia-



tions,  $0.9 \leq n \leq 1.1$ . In some variations,  $n=1$ . In some variations,  $1.4 \leq n \leq 1.6$ . In some variations,  $n=1.5$ . In some variations,  $1.9 \leq n \leq 2.1$ . In some variations,  $n=2$ . In some variations,  $2.4 \leq n \leq 2.6$ . In some variations,  $n=2.5$ .

**[0090]** In some variations,  $0.01 \leq m \leq 0.03$ . In some variations,  $0.001 \leq m \leq 0.005$ . In some variations,  $0.002 \leq m \leq 0.004$ . In some variations,  $m=0.003$ . In some variations,  $0.02 \leq m \leq 0.03$ . In variations of Formula (IVa) where  $m \neq 0$  (i.e., aluminum is present), a distribution of aluminum within the particle may be uniform or may be biased to be proximate to a surface of the particle. Other distributions of aluminum are possible. In some variations, Al is at least 500 ppm. In some variations, Al is at least 750 ppm. In some variations, Al is at least 900 ppm. In some variations, Al is less than or equal to 2000 ppm. In some variations, Al is less than or equal to 1500 ppm. In some variations, Al is less than or equal to 1250 ppm. In some variations, Al is approximately 1000 ppm. In an optional alternative, the compound can be expressed as  $\text{Co}_{1-r}\text{M}^5_r\text{O}_n$  and Al expressed in ppm.

**[0091]** In some variations,  $0.9 \leq n \leq 1.1$ . In some variations,  $n=1$ . In some variations,  $1.4 \leq n \leq 1.6$ . In some variations,  $n=1.5$ . In some variations,  $1.9 \leq n \leq 2.1$ . In some variations,  $n=2$ . In some variations,  $2.4 \leq n \leq 2.6$ . In some variations,  $n=2.5$ . In some variations,  $1.4 \leq n \leq 2.1$ . In some variations,  $1.5 \leq n \leq 2.0$ . In some variations,  $1.6 \leq n \leq 1.9$ .

**[0092]** In some variations, this disclosure is directed to a cathode active compound, or particles (e.g., a powder) comprising the cathode active compound, represented by Formula (IVb):



wherein  $\text{M}^5$  is B, Na, Mn, Ni, Mg, Ti, Ca, V, Cr, Fe, Cu, Zn, Al, Sc, Y, Ga, Zr, Mo, Ru, and any combination thereof,  $0.95 \leq o \leq 1.10$ ;  $0 < l < 0.50$ ;  $0 \leq m \leq 0.05$ ; and  $1.95 \leq n \leq 2.60$ . In some variations,  $\text{M}^5$  is Mn, Ni, and any combination thereof.

**[0093]** In some variations,  $0.01 \leq m \leq 0.03$ . In some variations,  $0.001 \leq m \leq 0.005$ . In some variations,  $0.002 \leq m \leq 0.004$ . In some variations,  $m=0.003$ . In some variations,  $0.02 \leq m \leq 0.03$ . In variations of Formula (IVb) where  $m \neq 0$  (i.e., aluminum is present), a distribution of aluminum within the particle may be uniform or may be biased to be proximate to a surface of the particle. Other distributions of aluminum are possible. In some variations, Al is at least 500 ppm. In some variations, Al is at least 750 ppm. In some variations, Al is at least 900 ppm. In some variations, Al is less than or equal to 2000 ppm. In some variations, Al is less than or equal to 1500 ppm. In some variations, Al is less than or equal to 1250 ppm. In some variations, Al is approximately 1000 ppm. In additional variations of Formula (IVb),  $1.02 \leq o \leq 1.05$  and  $0.02 \leq l \leq 0.05$ . In further variations of Formula (4b),  $1.03 \leq o \leq 1.05$  and  $l=0.04$ . It will be recognized that the components as described above can be in any combination. In some instances, when Al is expressed in ppm, in one aspect, the compound can be represented as  $\text{Li}_o\text{Co}_{1-l}\text{M}^5_l\text{O}_n$  and the amount of Al can be represented as Al in at least a quantity in ppm, as described herein.

**[0094]** The various compounds of Formulae (IIb), (IIIb), (IIIc), and (IVb) can include  $\text{Mn}^{4+}$ . Without wishing to be limited to any theory or mode of action, incorporating  $\text{Mn}^{4+}$  can improve a stability of oxide under high voltage charging (e.g., 4.5V) and can also help maintain an  $\text{R}^3$  crystal structure (i.e., the  $\alpha\text{-NaFeO}_2$  structure) when transitioning through a 4.1-4.3V region (i.e., during charging and discharging).

**[0095]** In some variations, this disclosure is directed to a cathode active precursor compound, or particles (e.g., a powder) comprising the cathode active precursor compound, represented by Formula (Va):



wherein  $\text{M}^6$  is at least one element selected from the group consisting of B, Na, Mg, Ti, Ca, V, Cr, Fe, Co, Ni, Cu, Zn, Al, Sc, Y, Ga, Zr, Ru, and Mo;  $0 < p \leq 0.30$ ;  $0 \leq q \leq 0.10$ ; and  $0.9 \leq r \leq 2.6$ . In some variations,  $q=0$ . In some variations,  $\text{M}^6$  is Al.

**[0096]** In some variations,  $1.4 \leq r \leq 2.1$ . In some variations,  $1.5 \leq r \leq 2.0$ . In some variations,  $1.6 \leq r \leq 1.9$ . In some variations,  $0.9 \leq r \leq 1.1$ . In some variations,  $r=1$ . In some variations,  $1.4 \leq r \leq 1.6$ . In some variations,  $r=1.5$ . In some variations,  $1.9 \leq r \leq 2.1$ . In some variations,  $n=r$ . In some variations,  $2.4 \leq r \leq 2.6$ . In some variations,  $r=2.5$ .

**[0097]** In some variations, this disclosure is directed to a cathode active compound, or particles (e.g., a powder) comprising the cathode active compound, represented by Formula (Vb):



wherein  $0.95 \leq s \leq 1.10$ ,  $0 \leq p \leq 0.10$ , and  $1.90 \leq r \leq 2.20$ . In some variations,  $0 < p \leq 0.10$ . In some variations,  $0.98 \leq s \leq 1.01$ . In some variations of Formula (Vb),  $0.98 \leq s \leq 1.01$  and  $p=0.03$ . In some variations of Formula (Vb),  $1.00 \leq s \leq 1.05$ . In some variations, the disclosure is directed to a compound represented by Formula (Vb), wherein  $0.95 \leq s \leq 1.05$  and  $0.02 \leq p \leq 0.05$ . In a further aspect, the disclosure is directed to a compound represented by Formula (Vb), wherein  $0.95 \leq s \leq 1.05$  and  $p=0.04$ . In some variations,  $p=0.03$ . In further variations of Formula (Vb),  $1.01 \leq s \leq 1.05$  and  $0.02 \leq p \leq 0.05$ . In still further variations of Formula (Vb),  $1.01 \leq s \leq 1.05$  and  $p=0.04$ . In some variations of Formula (Vb),  $1.00 < s \leq 1.10$ . In other variations of Formula (Vb),  $1.00 < s \leq 1.05$ . In a further aspect, the disclosure is directed to a compound represented by Formula (Vb), wherein  $0.98 \leq s \leq 1.01$ ,  $p=0.03$ , and  $r=2$ .

**[0098]** It will be appreciated that  $s$  represents a molar ratio of lithium content to total transition-metal content (i.e., total content of Co and Mn). In various aspects, increasing lithium content can increase capacity, improve stability, increase gravimetric density of particles comprising the compound, increase particle density, and/or increase particle strength of the cathode active material. In various aspects, decreasing lithium content can increase capacity, improve stability, increase gravimetric density of particles comprising the compound, increase particle density, and/or increase particle strength of the cathode active material.

**[0099]** In some variations, the compound of Formula (Vb) may be represented as a solid solution of two phases, i.e., a solid solution of  $\text{Li}_2\text{MnO}_3$  and  $\text{LiCoO}_2$ . In these variations, the compound may be described according to Formula (Vc):



where Mn is a cation with an average oxidation state of 4+ (i.e., tetravalent) and Co is a cation with an average oxidation state of 3+ (i.e., trivalent). A more compact notation for Formula (Vc) is given below:

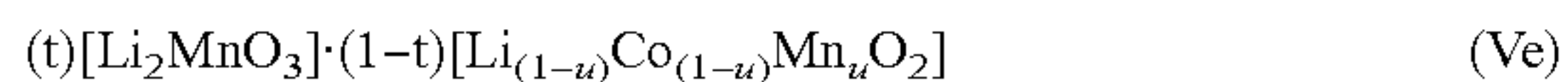




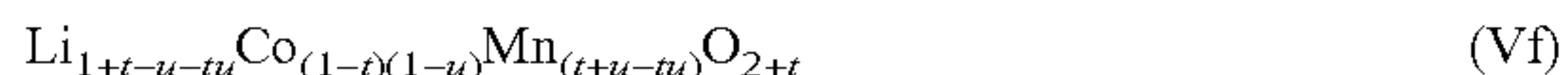
In Formula (Vd), p can describe both Mn and Co. Due to differing valences between Mn and Co, the inclusion of Mn may influence a lithium content and an oxygen content of the compound.

**[0100]** Referring back to Formula (Vb), 'p' can be  $0 \leq p \leq 0.10$ . In such variations, the lithium content can be from 1 to 1.10 (i.e.,  $1+p$ ), and the oxygen content can be from 2 to 2.10 (i.e.,  $2+p$ ). However, the compounds disclosed herein have lithium contents and oxygen contents that may vary independently of p. For example, and without limitation, the lithium and oxygen contents may vary from stoichiometric values due to synthesis conditions deliberately selected by those skilled in the art. As such, subscripts in Formulas (Vc) and (Vd) are not intended as limiting on Formula (Vb), i.e., s is not necessarily equal to  $1+p$ , and r is not necessarily equal to  $2+p$ . It will be appreciated that one or both of the lithium content and the oxygen content of compounds represented by Formula (Vb) can be under-stoichiometric (i.e.,  $s < 1+p$ ;  $r < 2+p$ ) or over-stoichiometric (i.e.,  $s > 1+p$ ;  $r > 2+p$ ) relative to the stoichiometric values of Formula (Vd).

**[0101]** In some variations, the compound of Formula (Vb) may be represented as a solid solution of two phases, i.e., a solid solution of  $\text{Li}_2\text{MnO}_3$  and  $\text{LiCoO}_2$ . In these variations, the compound may be described according to Formula (Ve):



where Mn is a cation with an average oxidation state of 4+ (i.e., tetravalent) and Co is a cation with an average oxidation state of 3+ (i.e., trivalent). A unified notation for Formula (Ve) is given below:



In Formula (Vf), t and u can describe both Mn and Co. Without wishing to be held to a particular mechanism or mode of action, because of differing valences between Mn and Co, inclusion of Mn may influence lithium content and oxygen content of the compound.

**[0102]** Comparing Formulas (Vb) and (Vf) shows  $s=1+t-u-tu$ ,  $p=t+u-tu$ ,  $r=2+t$ . In compounds represented by Formula (Vf), the lithium content can be any range described herein for Formula (Vb). In some variations, Li can be from 0.95 to 1.10. In some variations, oxygen content can be from 2 to 2.20.

**[0103]** In other variations, this disclosure is directed to a compound, or particles (e.g., a powder) comprising a compound, represented by Formula (Vg):



wherein  $0.95 \leq s \leq 1.30$ ,  $0 < p \leq 0.30$ ,  $0 \leq q \leq 0.10$ , and  $1.98 \leq r \leq 2.04$ , and N is at least one element selected from the group consisting of B, Na, Mg, Ti, Ca, V, Cr, Fe, Co, Ni, Cu, Zn, Al, Sc, Y, Ga, Zr, Ru, and Mo. The compound of Formula (Vg) is single phase. The compound can have a trigonal  $R\bar{3}m$  crystal structure. In further variations,  $0.98 \leq s \leq 1.16$  and  $0 < p \leq 0.16$ . In some variations  $0.98 \leq s \leq 1.16$ ,  $0 < p \leq 0.16$ , and  $0 < q \leq 0.05$ .


**[0104]** In other variations, this disclosure is directed to a compound, or particles (e.g., a powder) comprising a compound, represented by Formula (Vh):



wherein  $0.95 \leq s \leq 1.30$ ,  $0 < p \leq 0.30$ ,  $0 \leq q \leq 0.10$ , and  $1.98 \leq r \leq 2.04$ . In some variations,  $0.96 \leq s \leq 1.04$ ,  $0 < p \leq 0.10$ ,  $0 \leq q \leq 0.10$ , and  $1.98 \leq r \leq 2.04$ . In some variations, the compounds represented by Formula (Vh) have  $0.98 \leq s \leq 1.01$ ,  $0.02 \leq p \leq 0.04$ ,

and  $0 \leq q \leq 0.03$ . The compound of Formula (Vh) is a single phase. The compound can have trigonal  $R\bar{3}m$  crystal structure.

**[0105]** In some variations, this disclosure is directed to a cathode active precursor compound, or particles (e.g., a powder) comprising the cathode active precursor compound, represented by Formula (VIa):

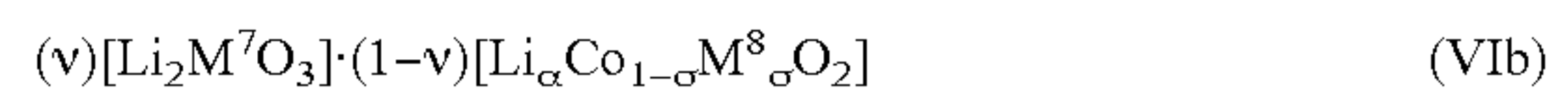


wherein  $\text{M}^7$  is one or more elements with an average oxidation state of 4+ (i.e., tetravalent);  $\text{M}^8$  is one or more monovalent, divalent, trivalent, and tetravalent elements;  $0.01 \leq v < 1.00$ , and  $0 \leq \sigma < 0.05$ . In some variations,  $\text{M}^7$  is selected from Mn, Ti, Zr, Ru, and a combination thereof. In some variations,  $\text{M}^8$  is selected from B, Na, Mg, Ti, Ca, V, Cr, Mn, Fe, Co, Ni, Cu, Zn, Al, Sc, Y, Ga, Zr, Ru, Mo and a combination thereof. In some variations,  $\text{M}^7$  is Mn. In some variations,  $\text{M}^8$  is Al.

**[0106]** In some embodiments,  $0.01 \leq v \leq 0.50$ . In some embodiments,  $0.01 \leq v < 0.50$ . In some embodiments,  $0.01 \leq v \leq 0.30$ . In some embodiments,  $0.01 \leq v < 0.10$ . In some embodiments,  $0.01 \leq v < 0.05$ . In some variations,  $0 < \sigma \leq 0.05$ . In some variations,  $0 < \sigma \leq 0.03$ . In some variations,  $0 < \sigma \leq 0.02$ . In some variations,  $0 < \sigma \leq 0.01$ . In some variations,  $0.01 \leq v < 0.05$ , and  $0 < \sigma \leq 0.05$ .

**[0107]** In some variations, Al is at least 500 ppm. In some variations, Al is at least 750 ppm. In some variations, Al is at least 900 ppm. In some variations, Al is less than or equal to 2000 ppm. In some variations, Al is less than or equal to 1500 ppm. In some variations, Al is less than or equal to 1250 ppm. In some variations, Al is less than or equal to 1000 ppm. In some variations, Al is less than or equal to 900 ppm. In some variations, Al is less than or equal to 800 ppm. In some variations, Al is less than or equal to 700 ppm. In some variations, Al is less than or equal to 600 ppm. In some instances, when  $\text{M}^8$  (e.g., Al) is expressed in ppm, in optional variations, the compound can be represented as  $(v)[\text{Li}_2\text{M}^7\text{O}_3] \cdot (1-v)[\text{Li}_\alpha\text{Co}_w\text{O}_2]$  and the amount of  $\text{M}^8$  can be represented as  $\text{M}^8$  in at least a quantity in ppm, as otherwise described above. In some embodiments,  $0.5 \leq w \leq 1$ . In some embodiments,  $0.8 \leq w \leq 1$ . In some embodiments,  $0.96 \leq w \leq 1$ . In some embodiments,  $0.99 \leq w \leq 1$ . In some embodiments, w is 1.

**[0108]** In some variations, this disclosure is directed to a cathode active compound, or particles (e.g., a powder) comprising the cathode active compound, represented by (VIb):



wherein  $\text{M}^7$  is one or more elements with an average oxidation state of 4+ (i.e., tetravalent);  $\text{M}^8$  is one or more monovalent, divalent, trivalent, and tetravalent elements;  $0.95 \leq \alpha \leq 1.05$ ,  $0.95 \leq \alpha < 0.99$ ,  $0.01 \leq v < 1.00$ , and  $0.5 \leq w \leq 1$ , and  $0 \leq \sigma \leq 0.05$ . In some variations,  $\text{M}^7$  is selected from Mn, Ti, Zr, Ru, and a combination thereof. In some variations,  $\text{M}^8$  is selected from B, Na, Mg, Ti, Ca, V, Cr, Mn, Fe, Co, Ni, Cu, Zn, Al, Sc, Y, Ga, Zr, Ru, Mo and a combination thereof. In some variations,  $\text{M}^7$  is Mn. In some variations,  $\text{M}^8$  is Al.

**[0109]** In some embodiments,  $0.01 \leq v \leq 0.50$ . In some embodiments,  $0.01 \leq v < 0.50$ . In some embodiments,  $0.01 \leq v \leq 0.30$ . In some embodiments,  $0.01 \leq v < 0.10$ . In some embodiments,  $0.01 \leq v < 0.05$ . In some variations,  $0 < \alpha \leq 0.05$ . In some variations,  $0 < \sigma \leq 0.03$ . In some variations,  $0 < \sigma \leq 0.02$ .



02. In some variations,  $0 < \sigma \leq 0.01$ . In some variations,  $0.95 \leq \alpha \leq 1.05$ ,  $0.95 \leq \alpha < 0.99$ ,  $0.01 \leq v < 0.05$ ,  $0.96 \leq w < 1$ , and  $0 < \sigma \leq 0.05$ .

[0110] In some variations,  $M^8$  (e.g., Al) is at least 500 ppm. In some variations,  $M^8$  (e.g., Al) is at least 750 ppm. In some variations,  $M^8$  (e.g., Al) is at least 900 ppm. In some variations,  $M^8$  (e.g., Al) is less than or equal to 2000 ppm. In some variations,  $M^8$  (e.g., Al) is less than or equal to 1500 ppm. In some variations,  $M^8$  (e.g., Al) is less than or equal to 1250 ppm. In some variations,  $M^8$  (e.g., Al) is less than or equal to 1000 ppm. In some variations,  $M^8$  (e.g., Al) is less than or equal to 900 ppm. In some variations,  $M^8$  (e.g., Al) is less than or equal to 800 ppm. In some variations,  $M^8$  (e.g., Al) is less than or equal to 700 ppm. In some variations,  $M^8$  (e.g., Al) is less than or equal to 600 ppm. In some instances, when  $M^8$  (e.g., Al) is expressed in ppm, the compound can be represented as  $(v)[Li_2M^7O_3] \cdot (1-v)[Li_\alpha Co_w O_2]$  and the amount of  $M^8$  can be represented as  $M^8$  in at least a quantity in ppm, as otherwise described above. In some variations,  $0.5 \leq w \leq 1$ . In some variations,  $0.8 \leq w \leq 1$ . In some variations,  $0.96 \leq w \leq 1$ . In some variations,  $0.99 \leq w \leq 1$ . In some variations,  $w$  is 1.

[0111] In some variations, the disclosure is directed to a cathode active material for lithium ion batteries that includes a lithium nickel oxide ( $LiNiO_2$ ) having one or more tetravalent metals selected from Mn, Ti, Zr, Ge, Sn, and Te and/or one or more divalent metals selected from Mg, Be, Ca, Sr, Ba, Fe, Ni, Cu, and Zn. In these materials, the trivalent Ni ion can serve as host to supply the capacity. Without wishing to be limited to any theory or mode of action, a tetravalent ion such as  $Mn^{4+}$ , and a divalent ion such as  $Mg^{2+}$ , can stabilize the structure and help Ni ion stay trivalent for typical layer  $LiNiO_2$  oxide.

[0112] The lithium nickel oxide may also include a stabilizer component,  $Li_2MeO_3$ , in which Me is one or more elements selected from Mn, Ti, Ru, and Zr. Without wishing to be limited to any theory or mode of action,  $Li_2MeO_3$  can stabilize a layered crystal structure and improve a reversible capability of the lithium nickel oxide in a voltage window of a lithium-ion cell. Representative examples of Me include Mn, Ti, Ru, Zr, and any combination thereof.

[0113] In some variations, this disclosure is directed to a cathode active precursor compound, or particles (e.g., a powder) comprising the cathode active precursor compound, represented by Formula (VIIa):



where  $M^9$  is selected from Mn, Ti, Zr, Ge, Sn, Te, and any combination thereof,  $M^{10}$  is selected from Mg, Be, Ca, Sr, Ba, Fe, Ni, Cu, Zn, and any combination thereof,  $0.7 < x < 1$ ;  $0 < y < 0.3$ ;  $0 < z < 0.3$ ;  $x + y + z = 1$ ; and  $0.9 \leq \alpha \leq 2.6$ . In some variations of Formula (VIIa),  $M^9$  is Mn and  $M^{10}$  is Mg. In some variations of Formula (VIIa),  $0.05 < y < 0.3$  and  $0.05 < z < 0.3$ .

[0114] In some variations,  $1.4 \leq \alpha \leq 2.1$ . In some variations,  $1.5 \leq \alpha \leq 2.0$ . In some variations,  $1.6 \leq \alpha \leq 1.9$ . In some variations,  $0.9 \leq \alpha \leq 1.1$ . In some variations,  $\alpha = 1$ . In some variations,  $1.4 \leq \alpha \leq 1.6$ . In some variations,  $\alpha = 1.5$ . In some variations,  $1.9 \leq \alpha \leq 2.1$ . In some variations,  $\alpha = 2$ . In some variations,  $2.4 \leq \alpha \leq 2.6$ . In some variations,  $\alpha = 2.5$ .

[0115] In some variations, this disclosure is directed to a cathode active compound, or particles (e.g., a powder) comprising the cathode active compound, represented by Formula (VIIb):



where  $M^9$  is selected from Mn, Ti, Zr, Ge, Sn, Te, and a combination thereof;  $M^{10}$  is selected from Mg, Be, Ca, Sr, Ba, Fe, Ni, Cu, Zn, and a combination thereof;  $0.9 < \beta < 1.1$ ;  $0.7 < x < 1$ ;  $0 < y < 0.3$ ;  $0 < z < 0.3$ ; and  $x + y + z = 1$ . In some variations of Formula (VIIb),  $0.05 < y < 0.3$  and  $0.05 < z < 0.3$ .

[0116] In some variations, this disclosure is directed to a cathode active compound, or particles (e.g., a powder) comprising the cathode active compound, represented by Formula (VIIc):



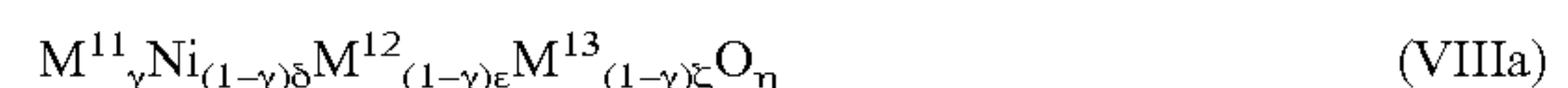
where  $0.9 < \beta < 1.1$ ;  $0.7 < x < 1$ ;  $0 < y < 0.3$ ;  $0 < z < 0.3$ ; and  $x + y + z = 1$ . In some variations of Formula (VIIc),  $0.05 < y < 0.3$  and  $0.05 < z < 0.3$ .

[0117] In compounds of Formula (VIIc), a valence of Mg remains 2+ and a valence of Mn remains 4+. Again, without wishing to be held to a particular theory or mode of action, the valence of Mg remains 2+ to stabilize a layered crystal structure and improve electrochemical performance of the cathode active materials represented by Formula (VIIc). As compared to known cathode formulae, the amount of  $Ni^{2+}$  can be reduced to achieve charge balance. Unlike  $Ni^{2+}$ , which can transition electronically to  $Ni^{3+}$ ,  $Mg^{2+}$  represents a stable divalent ion in the cathode active material. Thus, in order to maintain an average transition-metal valence of 3+, a presence of  $Mg^{2+}$  in the cathode active material biases Ni away from  $Ni^{2+}$  to  $Ni^{3+}$ . Such bias towards  $Ni^{3+}$  decreases the availability of  $Ni^{2+}$  to occupy a  $Li^+$  site, which decreases performance of the cathode active material.

[0118] In some variations, Ni is an active transition metal at a higher stoichiometric amount than in conventional materials. In further variations, the active transition metal of Ni is trivalent in the material (i.e., 3+). During an electrochemical charge/discharge process in a cell, the redox couple between  $Ni^{3+}/Ni^{4+}$  influences a capacity of the cell.

[0119] The compounds of Formulae (VIIb) and (VIIc) as disclosed herein have properties that are surprisingly improved over properties of known compositions.

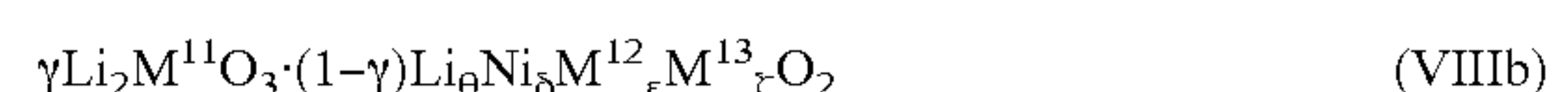
[0120] In some variations, this disclosure is directed to a cathode active precursor compound, or particles (e.g., a powder) comprising the cathode active precursor compound, represented by Formula (VIIIa):



where  $M^{11}$  is selected from Mn, Ti, Ru, Zr, and any combination thereof,  $M^{12}$  is selected from Mn, Ti, Zr, Ge, Sn, Te, and any combination thereof,  $M^{13}$  is selected from Mg, Be, Ca, Sr, Ba, Fe, Ni, Cu, Zn, and any combination thereof,  $0 \leq \gamma \leq 0.3$ ;  $0.7 < \delta < 1$ ;  $0 < \epsilon < 0.3$ ;  $0 < \zeta < 0.3$ ;  $\delta + \epsilon + \zeta = 1$ ; and  $0.9 \leq \eta \leq 2.6$ .

[0121] In some variations of Formula (VIIIa),  $0.05 < \epsilon < 0.3$  and  $0.05 < \zeta < 0.3$ . In some variations,  $1.4 \leq \eta \leq 2.1$ . In some variations,  $1.5 \leq \eta \leq 2.0$ . In some variations,  $1.6 \leq \eta \leq 1.9$ . In some variations,  $0.9 \leq \eta \leq 1.1$ . In some variations,  $\eta = 1$ . In some variations,  $1.4 \leq \eta \leq 1.6$ . In some variations,  $\eta = 1.5$ . In some variations,  $1.9 \leq \eta \leq 2.1$ . In some variations,  $\eta = 2$ . In some variations,  $2.4 \leq \eta \leq 2.6$ . In some variations,  $\eta = 2.5$ .

[0122] In some variations, this disclosure is directed to a cathode active compound, or particles (e.g., a powder) comprising the cathode active compound, represented by Formula (VIIIb):




In Formula (VIIIb),  $Li_\beta Ni_\delta M^{12}_\epsilon M^{13}_\zeta O_2$  serves as the active component and  $Li_2 M^{11} O_3$  serves as the stabilizer compo-



nent. The compound of Formula (VIIIb) corresponds to integrated or composite oxide material. A ratio of the components is governed by  $r$ , which ranges according to  $0 \leq r \leq 0.3$ . For the  $\text{Li}_2\text{M}^{11}\text{O}_3$  stabilizer component,  $\text{M}^{11}$  is selected from Mn, Ti, Ru, Zr, and any combination thereof. For the  $\text{Li}_6\text{Ni}_8\text{M}^{12}\text{M}^{13}\text{O}_2$  active component,  $\text{M}^{12}$  is selected from Mn, Ti, Zr, Ge, Sn, Te, and any combination thereof,  $\text{M}^{13}$  is selected from Mg, Be, Ca, Sr, Ba, Fe, Ni, Cu, Zn, and any combination thereof,  $0.9 < \theta < 1.1$ ;  $0.7 < \delta < 1$ ;  $0 < \varepsilon < 0.3$ ;  $0 < \zeta < 0.3$ ; and  $\delta + \varepsilon + \zeta = 1$ . In some variations of Formula (VIIIb),  $0.05 < \varepsilon < 0.3$  and  $0.05 < \zeta < 0.3$ .

[0123] In some variations, this disclosure is directed to a cathode active precursor compound, or particles (e.g., a powder) comprising the cathode active precursor compound, represented by Formula (IXa):

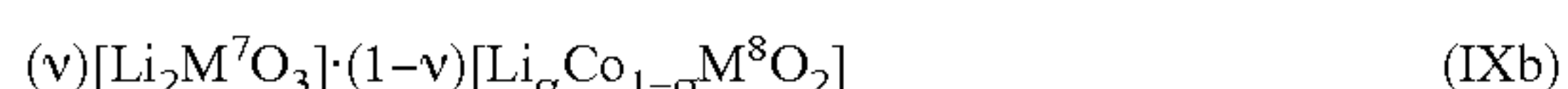


wherein  $\text{M}^7$  is one or more elements with an average oxidation state of 4+ (i.e., tetravalent);  $\text{M}^8$  is one or more monovalent, divalent, trivalent, and tetravalent elements;  $0.01 \leq v < 1.00$ , and  $0.5 \leq \alpha$  and  $0 \leq \sigma \leq 0.05$ . In some variations,  $\text{M}^7$  is selected from Mn, Ti, Zr, Ru, and a combination thereof. In some variations,  $\text{M}^8$  is selected from B, Na, Mg, Ti, Ca, V, Cr, Mn, Fe, Co, Ni, Cu, Zn, Al, Sc, Y, Ga, Zr, Ru, Mo and a combination thereof. In some variations,  $\text{M}^7$  is Mn. In some variations,  $\text{M}^8$  is Al.

[0124] In some embodiments,  $0.01 \leq v \leq 0.50$ . In some embodiments,  $0.01 \leq v < 0.50$ . In some embodiments,  $0.01 \leq v < 0.30$ . In some embodiments,  $0.01 \leq v < 0.10$ . In some embodiments,  $0.01 \leq v < 0.05$ . In some variations,  $0 \leq \sigma \leq 0.05$ . In some variations,  $0 < \sigma \leq 0.05$ . In some variations,  $0 < \sigma \leq 0.03$ . In some variations,  $0 < \sigma \leq 0.02$ . In some variations,  $0 < \sigma \leq 0.01$ . In some variations,  $0.01 \leq v < 0.05$  and  $0 < \sigma \leq 0.05$ .

[0125] In some variations, Al is at least 500 ppm. In some variations, Al is at least 750 ppm. In some variations, Al is at least 900 ppm. In some variations, Al is less than or equal to 2000 ppm. In some variations, Al is less than or equal to 1500 ppm. In some variations, Al is less than or equal to 1250 ppm. In some variations, Al is less than or equal to 1000 ppm. In some variations, Al is less than or equal to 900 ppm. In some variations, Al is less than or equal to 800 ppm. In some variations, Al is less than or equal to 700 ppm. In some variations, Al is less than or equal to 600 ppm. In some instances, when  $\text{M}^8$  (e.g., Al) is expressed in ppm, in optional variations, the compound can be represented as  $(v)[\text{Li}_2\text{M}^7\text{O}_3] \cdot (1-v)[\text{Li}_\alpha\text{Co}_w\text{O}_2]$  and the amount of  $\text{M}^8$  can be represented as  $\text{M}^8$  in at least a quantity in ppm, as otherwise described above. In some embodiments,  $0.5 \leq w \leq 1$ . In some embodiments,  $0.8 \leq w \leq 1$ . In some embodiments,  $0.96 \leq w \leq 1$ . In some embodiments,  $0.99 \leq w \leq 1$ . In some embodiments,  $w$  is 1.

[0126] In some variations, this disclosure is directed to a cathode active compound, or particles (e.g., a powder) comprising the cathode active compound, represented by Formula (IXb):



wherein  $\text{M}^7$  is one or more elements with an average oxidation state of 4+ (i.e., tetravalent);  $\text{M}^8$  is one or more monovalent, divalent, trivalent, and tetravalent elements;  $0.95 \leq \alpha \leq 1.05$ ,  $0.95 \leq \alpha < 0.99$ ,  $0.01 \leq v < 1.00$ , and  $0.5 \leq w \leq 1$ , and  $0 \leq \sigma \leq 0.05$ . In some variations,  $\text{M}^7$  is selected from Mn, Ti, Zr, Ru, and a combination thereof. In some variations,  $\text{M}^7$  is selected from Mn, Ti, Zr, and Ru. In some variations,  $\text{M}^8$  is selected from B, Na, Mg, Ti, Ca, V, Cr, Mn, Fe, Co,

Ni, Cu, Zn, Al, Sc, Y, Ga, Zr, Ru, Mo and a combination thereof. In some variations,  $\text{M}^8$  is selected from B, Na, Mg, Ti, Ca, V, Cr, Mn, Fe, Co, Ni, Cu, Zn, Al, Sc, Y, Ga, Zr, Ru, and Mo. In some variations,  $\text{M}^7$  is Mn. In some variations,  $\text{M}^8$  is Al.

[0127] In some embodiments,  $0.01 \leq v \leq 0.50$ . In some embodiments,  $0.01 \leq v < 0.50$ . In some embodiments,  $0.01 \leq v \leq 0.30$ . In some embodiments,  $0.01 \leq v < 0.10$ . In some embodiments,  $0.01 \leq v < 0.05$ . In some variations,  $0 \leq \sigma \leq 0.05$ . In some variations,  $0 < \sigma \leq 0.05$ . In some variations,  $0 < \sigma \leq 0.03$ . In some variations,  $0 < \sigma \leq 0.02$ . In some variations,  $0 < \sigma \leq 0.01$ . In some variations,  $0.95 \leq \alpha \leq 1.05$ ,  $0.95 \leq \alpha < 0.99$ ,  $0.01 \leq v < 0.05$ ,  $0.96 \leq w < 1$ , and  $0 < \sigma \leq 0.05$ .

[0128] In some variations,  $\text{M}^8$  (e.g., Al) is at least 500 ppm. In some variations,  $\text{M}^8$  (e.g., Al) is at least 750 ppm. In some variations,  $\text{M}^8$  (e.g., Al) is at least 900 ppm. In some variations,  $\text{M}^8$  (e.g., Al) is less than or equal to 2000 ppm. In some variations,  $\text{M}^8$  (e.g., Al) is less than or equal to 1500 ppm. In some variations,  $\text{M}^8$  (e.g., Al) is less than or equal to 1250 ppm. In some variations,  $\text{M}^8$  (e.g., Al) is less than or equal to 1000 ppm. In some variations,  $\text{M}^8$  (e.g., Al) is less than or equal to 900 ppm. In some variations,  $\text{M}^8$  (e.g., Al) is less than or equal to 800 ppm. In some variations,  $\text{M}^8$  (e.g., Al) is less than or equal to 700 ppm. In some variations,  $\text{M}^8$  (e.g., Al) is less than or equal to 600 ppm. In some instances, when  $\text{M}^8$  (e.g., Al) is expressed in ppm, the compound can be represented as  $(v)[\text{Li}_2\text{M}^7\text{O}_3] \cdot (1-v)[\text{Li}_\alpha\text{Co}_w\text{O}_2]$  and the amount of  $\text{M}^8$  can be represented as  $\text{M}^8$  in at least a quantity in ppm, as otherwise described above. In some variations,  $0.5 \leq w \leq 1$ . In some variations,  $0.8 \leq w \leq 1$ . In some variations,  $0.96 \leq w \leq 1$ . In some variations,  $0.99 \leq w \leq 1$ . In some variations,  $w$  is 1.

[0129] In some variations, this disclosure is directed to a cathode active compound, or particles (e.g., a powder) comprising the cathode active compound, represented by Formula (X):



wherein  $0.95 \leq \alpha \leq 1.30$ ,  $0.95 \leq \alpha \leq 1.05$ ,  $0 < x \leq 0.30$ ,  $0 \leq y \leq 0.10$ , and  $1.98 \leq \delta \leq 2.04$ , and  $\text{M}$  is at least one element selected from the group consisting of B, Na, Mg, Ti, Ca, V, Cr, Fe, Co, Ni, Cu, Zn, Al, Sc, Y, Ga, Zr, Ru, and Mo. The compound of Formula (VII) is single phase. The compound can have a trigonal  $\text{R}^3\text{m}$  crystal structure. In further variations,  $0.98 \leq \alpha \leq 1.16$  and  $0 < x \leq 0.16$ . In some variations  $0.98 \leq \alpha \leq 1.16$ ,  $0 < x \leq 0.16$ ,  $0 < y \leq 0.05$ ,  $1.98 \leq \delta \leq 2.04$ .

[0130] In some variations, this disclosure is directed to a cathode active compound, or particles (e.g., a powder) comprising the cathode active compound, represented by Formula (XI):



wherein  $0.95 \leq \alpha \leq 1.05$ ,  $0.95 \leq \alpha \leq 1.05$ ,  $0 < x \leq 0.30$ ,  $0 \leq y \leq 0.10$ , and  $1.98 \leq \delta \leq 2.04$ . In some variations,  $0.96 \leq \alpha \leq 1.04$ ,  $0 < x \leq 0.10$ ,  $0 \leq y \leq 0.10$ , and  $1.98 \leq \delta \leq 2.04$ . In some variations, the compounds represented by Formula (XI) have  $0.98 \leq \alpha \leq 1.01$ ,  $0.02 \leq x \leq 0.04$ ,  $0 \leq y \leq 0.03$ , and  $1.98 \leq \delta \leq 2.04$ . The compound of Formula (XI) is a single phase. The compound can have trigonal  $\text{R}^3\text{m}$  crystal structure.

[0131] In other instances, the compounds represented by Formulae (X) and (XI), in any combination of variables described above, have  $0.95 \leq \alpha$ . In some instances,  $\alpha \leq 1.05$ . In some instances,  $\alpha \leq 1.04$ . In some instances,  $\alpha \leq 1.03$ . In some instances,  $\alpha \leq 1.02$ . In some instances,  $\alpha \leq 1.01$ . In some instances,  $\alpha \leq 1.00$ . In some instances,  $\alpha \leq 0.99$ . In some



instances,  $\alpha \leq 0.98$ . In some instances,  $0.95 \leq \alpha \leq 0.98$ . In some instances,  $0.95 \leq \alpha \leq 0.99$ . In some instances,  $0.95 \leq \alpha \leq 1.00$ . In some instances,  $0.95 \leq \alpha \leq 1.01$ . In some instances,  $0.95 \leq \alpha \leq 1.02$ . In some instances,  $0.95 \leq \alpha \leq 1.03$ . In some instances,  $0.95 \leq \alpha \leq 1.04$ . In some instances, the compounds represented by Formulae (X) and (XI) have  $\alpha > 1+x$ . In some instances, the compounds represented by Formulae (X) and (XI) have  $\alpha > 1+x$ . In some instances,  $\alpha < 1+x$ . As such, a in Formulae (X) and (XI) can deviate from  $\alpha = 1+x$ , which may be associated with a solid-solution between  $\text{Li}_2\text{MnO}_3$  and  $(1-x)\text{LiCo}_{1-y}\text{M}_y\text{O}_2$ . This solid solution can be represented by  $x\text{Li}_2\text{MnO}_3 \cdot (1-x)\text{LiCo}_{1-y}\text{M}_y\text{O}_2$ , and  $x\text{Li}_2\text{MnO}_3 \cdot (1-x)\text{Li}_{1-y}\text{Co}_{1-y}\text{M}_y\text{O}_2$ , or in compact notation,  $\text{Li}_{1+x}\text{Co}_{1-x-y+xy}\text{M}_{(1-x)*y}\text{Mn}_{2+x}$  or  $\text{Li}_{1+x-y+xy}\text{Co}_{1-x-xy}\text{M}_{(1-x)*y}\text{Mn}_{2+x}$ .

**[0132]** Methods of Making the Cathode Active Material

**[0133]** The disclosure is further directed to methods of making the cathode active material. The coatings of oxide mixtures or complex oxides are prepared by mixing a cathode active compound particles with a solution mixture that contains the precursors of the metals that are found in the coatings. After drying, the mixture is calcined at elevated temperatures to decompose the precursors into oxides or to promote formation of the complex oxides on the cathode active compound material. The coated cathode active material is then tested as cathode in coin cells that use a Li foil anode, a separator, and flooded electrolyte solution.

**[0134]** In certain variations, a wet impregnation method was used to form an oxide (e.g.  $\text{Al}_2\text{O}_3$ ,  $\text{ZrO}_2$ , or mixture) coating over a particular cathode active material. A predetermined amount of the cathode active material was weighed out into a glass beaker.

**[0135]** In some variations, to form  $\text{Al}_2\text{O}_3$  coating, an amount of aluminum precursor needed for the desired amount of coating (e.g., 0.5 wt. %) was calculated based on the weighed amount of base powder. The aluminum precursor included various aluminum salts such as aluminum nitrate, aluminum acetate, or other aluminum salts, which are soluble in water or alcohol. The aluminum precursor was dissolved in a small amount of water or alcohol to form a first clear solution. A desired amount of lithium precursor was calculated using a molar ratio of Li to Al between 0.25 and 1.05. The lithium precursor used was lithium hydroxide, lithium nitrate, lithium acetate, or other lithium salts soluble in water or alcohol. The desired amount of lithium precursor was dissolved in a small amount of water or alcohol to form a second clear solution. The first and second clear solutions were mixed together. This mixed solution was then added drop-wise to the base powder while stirring. The volume of solution added was such that the base powder became incipiently wet but not watery (i.e., exhibited a damp consistency). After drying at  $50-80^\circ\text{C}$ ., the dried base powder was then heat-treated to  $500^\circ\text{C}$ . for 4 h in stagnant air. The pH of the first clear solution (i.e., the aluminum solution) can also be varied to improve coating properties such as coating density and uniformity.

**[0136]** In some variations, zirconium precursor includes various zirconium salts, such as zirconium acetate, may be used to form  $\text{ZrO}_2$  coating.

**[0137]** In some variations, aluminum precursor including various aluminum salts, such as aluminum nitrate, aluminum acetate, and zirconium precursor includes various zirconium salts, such as zirconium acetate, may be used to form a mixture of  $\text{Al}_2\text{O}_3$  and  $\text{ZrO}_2$ .

**[0138]** In some variations, aluminum precursor including various aluminum salts, such as aluminum nitrate, aluminum acetate, and lanthanum precursor including lanthanum salts, such as lanthanum nitrates may be used to form a mixture of  $\text{Al}_2\text{O}_3$  and  $\text{La}_2\text{O}_3$ .

**[0139]** In some variations, aluminum precursor including various aluminum salts, such as aluminum nitrate, aluminum acetate, and zinc precursor includes various zinc salts, such as zinc nitrate, may be used to form a complex oxide  $\text{ZnAl}_2\text{O}_4$ .

**[0140]** In a dry processing, a predetermined amount of cathode active compound particles (e.g.  $\text{Li}(\text{Co}_{0.97}\text{Mn}_{0.03})\text{O}_2$ ) was weighed out and poured into a dry coater (Nobilta, NOB-130, Hosokawa Micron Ltd). Next, the powder was weighed out according to a desired amount of coating on the predetermined base powder (e.g., 0.1 wt. %). The weighed powder was poured into the dry coater. For a 0.1 wt. % coating, 0.5 g of oxide (e.g.  $\text{Al}_2\text{O}_3$ ,  $\text{ZrO}_2$ , or mixture) was mixed thoroughly with 500 g of base powder. The speed was controlled at 4000 rpm. After 5 min, an oxide-coated base powder was formed.

**[0141]** Cathode Disk

**[0142]** In some variations, the cathode disks can be formed from the coated powder. A ball mill may be used to grind powder into finer powder. The density of the cathode disk may increase by reducing the size of the powder.

**[0143]** The porosity of the cathode may affect the performance of an electrochemical cell. A hydraulic press may be used to compact powder to obtain a cathode disk of desired thickness and density during cold pressing. For example, the coated cathode active material was placed in a die that can be compressed up to 5000 lbs. The press includes two plates that are hydraulically forced together to create a pressure.

**[0144]** Testing Methods

**[0145]** The cathode disks were assembled into button cell (coin cell) batteries with a Li disk anode, a Celgard 2325 separator (25  $\mu\text{m}$  thick), and the electrolyte consisting of 1.2 M LiPF<sub>6</sub> in ethyl carbonate (EC) and ethyl methyl carbonate (EMC) (EC:EMC=3:7 w/w). Galvanostatic charge/discharge cycling was conducted in the 3.0-4.5 V range at  $25^\circ\text{C}$ . The test procedure includes three formation cycles at a  $\sim\text{C}/5$  rate with the 1C capacity assumed to be 185 mAh/g, followed by aging cycles at a  $\text{C}/5$  rate with the 1C capacity calculated based on the third cycle discharge capacity. The batteries are aged for 30 to 50 cycles.

**[0146]** An electrochemical tester (e.g. Maccor 4200) provides a user with a variety of options in testing of batteries. Multiple channels can be plugged into the electrochemical tester to allow for multiple batteries to be tested simultaneously. These tests allow the user to measure parameters of the batteries, such as voltage, current, impedance, and capacity, to fully understand the effectiveness of the electrochemical cell being tested. The tester can be attached to a computer to obtain digital testing values.

## EXAMPLES

**[0147]** The following examples are for illustration purposes only. It will be apparent to those skilled in the art that many modifications, both to materials and methods, may be practiced without departing from the scope of the disclosure.



Example 1: Oxide Mixture of  $\text{Al}_2\text{O}_3$  and  $\text{ZrO}_2$   
Coating Vs  $\text{Al}_2\text{O}_3$  Coating and  $\text{ZrO}_2$  Coating

**[0148]** Although  $\text{ZrO}_2$  has been used as coatings for lithium (Li)-ion batteries cathodes, a mixture of  $\text{Al}_2\text{O}_3$  and  $\text{ZrO}_2$  has not been used as coatings for battery cathode materials.

**[0149]** The mixture coatings were applied to three molar percent manganese (Mn) to substitute cobalt (Co) in  $\text{LiCoO}_2$  ( $\text{Li}(\text{Co}_{0.97}\text{Mn}_{0.03})\text{O}_2$ ). The preparation method included mixing of the cathode active compound particles with a dilute acetic acid aqueous solution containing zirconium acetate and aluminum nitrate. The preparation method also included drying the resulting wet powder at  $80^\circ\text{C}$ . overnight, and calcining the dried powder at  $450^\circ\text{C}$ . for four hours in stagnant air. As a result, the particles were coated with a mixture of  $\text{Al}_2\text{O}_3$  and  $\text{ZrO}_2$ . The cathode active material was used to form a cathode in a coin cell against Li foil anode.

**[0150]** The coatings including several ratios of the mixture of the  $\text{Al}_2\text{O}_3$  and  $\text{ZrO}_2$  were prepared and tested. Tests were performed by the disclosed methods to determine discharge capacity, average voltage, discharge energy, and energy retention of the battery cell.

**[0151]** The electrochemical performance of the cathode was compared with that of the uncoated cathode active compound particles alone,  $\text{Al}_2\text{O}_3$  coated cathode active compound particles, and  $\text{ZrO}_2$  coated cathode active compound particles. The composition of coatings is shown in Table 1.

TABLE 1

Coating compositions of $\text{Al}_2\text{O}_3$ and $\text{ZrO}_2$				
Coating type	$\text{Al}_2\text{O}_3:\text{ZrO}_2$		Metal content in coating	
	molar ratio		Al, ppm	Zr, ppm
$\text{Al}_2\text{O}_3$	1.00	0.00	265	0
Mixture of $\text{Al}_2\text{O}_3$ and $\text{ZrO}_2$	0.287	0.713	265	1111
Mixture of $\text{Al}_2\text{O}_3$ and $\text{ZrO}_2$	0.091	0.909	66	1111
Mixture of $\text{Al}_2\text{O}_3$ and $\text{ZrO}_2$	0.092	0.908	133	2221
$\text{ZrO}_2$	0.00	1.00	0	2221

**[0152]** As shown in Table 1, a first mixture of  $\text{Al}_2\text{O}_3$  and  $\text{ZrO}_2$  had a molar ratio of 0.287 to 0.713 for  $\text{Al}_2\text{O}_3$  to  $\text{ZrO}_2$ , which has a value of 0.403. The coating formed from the first mixture included 265 ppm aluminum and 1111 ppm zirconium. A second mixture of  $\text{Al}_2\text{O}_3$  and  $\text{ZrO}_2$  had a molar ratio of 0.091 to 0.909 for  $\text{Al}_2\text{O}_3$  to  $\text{ZrO}_2$ , which has a value of 0.100. The coating formed from the second mixture included 66 ppm aluminum and 1111 ppm zirconium. A third mixture of  $\text{Al}_2\text{O}_3$  and  $\text{ZrO}_2$  had a molar ratio of 0.092 to 0.908 for  $\text{Al}_2\text{O}_3$  to  $\text{ZrO}_2$ , which has a value of 0.101. The coating formed from the third mixture included 133 ppm aluminum and 2221 ppm zirconium.

**[0153]** FIG. 3 is a plot of discharge capacity versus cycle count for cathode active materials including a mixture of  $\text{Al}_2\text{O}_3$  and  $\text{ZrO}_2$  coating on  $\text{Li}(\text{Co}_{0.97}\text{Mn}_{0.03})\text{O}_2$  compared with  $\text{Al}_2\text{O}_3$  coating or  $\text{ZrO}_2$  coating on  $\text{Li}(\text{Co}_{0.97}\text{Mn}_{0.03})\text{O}_2$ , according to an illustrative embodiment. FIG. 3 illustrates the effect of a mixture of  $\text{Al}_2\text{O}_3$  and  $\text{ZrO}_2$  coating on the discharge capacity of a battery. As shown, the  $\text{ZrO}_2$  coating provides a first-cycle discharge capacity of 188 mAh/g, but loses capacity faster than the  $\text{Al}_2\text{O}_3$  coating. In other words, the  $\text{Al}_2\text{O}_3$  coating is more stable than the  $\text{ZrO}_2$  coating, but

starts with a lower first-cycle discharge capacity of 186 mAh/g than the  $\text{ZrO}_2$  coating.

**[0154]** As shown, the second mixture of  $\text{Al}_2\text{O}_3$  and  $\text{ZrO}_2$  coating including 1111 ppm Zr and 66 ppm Al provides a first-cycle discharge capacity of about 186 mAh/g, and stabilizes the discharge capacity of the battery by demonstrating a less steep slope for the curve of discharge capacity versus cycle count such that the discharge capacity drops to about 179 mAh/g, slightly more than that of the  $\text{ZrO}_2$  coating. However, the first mixture of  $\text{Al}_2\text{O}_3$  and  $\text{ZrO}_2$  coating including 1111 ppm Zr and 265 ppm Al decreases the discharge capacity to about 184.5 mAh/g, but stabilizes the capacity of the battery with a less steep slope such that the discharge capacity drops to about 177 mAh/g after 26 cycles, which is lower than that of the  $\text{ZrO}_2$  coating. Also, the third mixture of  $\text{Al}_2\text{O}_3$  and  $\text{ZrO}_2$  coating including 2221 ppm Zr and 133 ppm Al has a similar capacity of 186 mAh/g to  $\text{Al}_2\text{O}_3$  coating, but does not stabilize the discharge capacity of the battery such that the discharge capacity drops to about 177 mAh/g after 26 cycles, which is lower than that of the  $\text{ZrO}_2$  coating. As such, the second mixture of  $\text{Al}_2\text{O}_3$  and  $\text{ZrO}_2$  coating including 1111 ppm Zr and 66 ppm Al provides the surprising result of achieving both enhanced discharge capacity and improved stability over cycles.

**[0155]** FIG. 4 is a plot of average voltage versus cycle count for cathode active materials including a mixture of  $\text{Al}_2\text{O}_3$  and  $\text{ZrO}_2$  coating on  $\text{Li}(\text{Co}_{0.97}\text{Mn}_{0.03})\text{O}_2$  compared with  $\text{Al}_2\text{O}_3$  coating or  $\text{ZrO}_2$  coating on  $\text{Li}(\text{Co}_{0.97}\text{Mn}_{0.03})\text{O}_2$ , according to an illustrative embodiment. As shown in FIG. 4, the  $\text{ZrO}_2$  coating provides a boost to the average voltage up to about 4.04 V after 5 cycles, but does not sustain good retention, as shown by a relatively steep slope such that the voltage drops to 3.98 V after 26 cycles.

**[0156]** The first mixture of  $\text{Al}_2\text{O}_3$  and  $\text{ZrO}_2$  coating including 1111 ppm Zr and 265 ppm Al reduces the slope of the curve of average voltage vs. cycle count and thus increases the energy retention. The first mixture of  $\text{Al}_2\text{O}_3$  and  $\text{ZrO}_2$  coating provides an average voltage of about 4.01 V after 4 cycles, which is lower than that of  $\text{ZrO}_2$  coating and close to that of  $\text{Al}_2\text{O}_3$  coating for the same cycles.

**[0157]** The third mixture of  $\text{Al}_2\text{O}_3$  and  $\text{ZrO}_2$  coating including 2221 ppm Zr and 133 ppm Al provides a boost to the average voltage of about 4.03 V after 4 cycles, but the voltage decreases to 3.98 after 26 cycles, which does not improve the energy retention over the  $\text{ZrO}_2$ .

**[0158]** The second mixture of  $\text{Al}_2\text{O}_3$  and  $\text{ZrO}_2$  coating including 1111 ppm Zr and 66 ppm Al provides a boost to the average voltage up to about 4.04 V after 5 cycles, and also reduces the slope of the curve of average voltage vs. cycle count such that the voltage drops to about 4.00 after 26 cycles, which thus increases the energy retention to be higher than that of the  $\text{ZrO}_2$  coating. As such, the second mixture of  $\text{Al}_2\text{O}_3$  and  $\text{ZrO}_2$  of the coating including 1111 ppm Zr and 66 ppm Al provides the surprising result of achieving both enhanced average voltage and improved energy retention.

**[0159]** FIG. 5 is a plot of discharge energy versus cycle count for cathode active materials including a mixture of  $\text{Al}_2\text{O}_3$  and  $\text{ZrO}_2$  coating on  $\text{Li}(\text{Co}_{0.97}\text{Mn}_{0.03})\text{O}_2$  compared with  $\text{Al}_2\text{O}_3$  coating or  $\text{ZrO}_2$  coating on  $\text{Li}(\text{Co}_{0.97}\text{Mn}_{0.03})\text{O}_2$ , according to an illustrative embodiment. The discharge capacity and average voltage are combined to define the discharge energy (Wh/kg) of a battery. As shown in FIG. 5, the  $\text{ZrO}_2$  coating provides increased discharge energy in



comparison to the  $\text{Al}_2\text{O}_3$  coating. However, the  $\text{ZrO}_2$  alone cannot sustain the discharge energy without the addition of  $\text{Al}_2\text{O}_3$  (e.g. the mixture including 1111 ppm Zr and 66 ppm Al).

[0160] FIG. 6 is a plot of energy retention versus cycle count for cathode active materials including a mixture of  $\text{Al}_2\text{O}_3$  and  $\text{ZrO}_2$  coating on  $\text{Li}(\text{Co}_{0.97}\text{Mn}_{0.03})\text{O}_2$  compared with  $\text{Al}_2\text{O}_3$  coating or  $\text{ZrO}_2$  coating on  $\text{Li}(\text{Co}_{0.97}\text{Mn}_{0.03})\text{O}_2$ , according to an illustrative embodiment. The energy retention is defined as the normalized discharge energy with respect the discharge energy after 4 cycles. The energy retention clearly shows the effects of stability of the mixture of  $\text{Al}_2\text{O}_3$  and  $\text{ZrO}_2$  coating on  $\text{Li}(\text{Co}_{0.97}\text{Mn}_{0.03})\text{O}_2$  over the individual oxide coatings.

[0161] As shown, only the mixture including a small amount of  $\text{Al}_2\text{O}_3$  (e.g. 66 ppm) helps stabilize the  $\text{ZrO}_2$ .

[0162] FIG. 7 is a phase diagram of  $\text{Al}_2\text{O}_3$  and  $\text{ZrO}_2$  from Powder Metall. Mt. Ceram., Vol. 33, 1994, p 486-490. As shown in FIG. 7, the oxides  $\text{Al}_2\text{O}_3$  and  $\text{ZrO}_2$  do not combine to form a ternary oxide. Instead, the oxides  $\text{Al}_2\text{O}_3$  and  $\text{ZrO}_2$  maintain their individual oxide phases and demonstrate a negligible solubility in each other. However, a more recent publication [A. T. Ravichandran et al., Superlattices and Microstructures, 75 (2014) 533-542] revealed that 2 to 10 at % Al can be doped into tetragonal  $\text{ZrO}_2$  nano-powders by solution combustion method using glycine as the fuel in a preheated furnace around  $500^\circ\text{C}$ ., which reduces the  $\text{ZrO}_2$  crystallite's size and stabilizes the  $\text{ZrO}_2$  tetragonal phase.

#### Example 2: Oxide Mixture of $\text{Al}_2\text{O}_3$ and $\text{La}_2\text{O}_3$ Coating

[0163] The mixture including  $\text{Al}_2\text{O}_3$  and  $\text{La}_2\text{O}_3$  were applied to the  $\text{Li}(\text{Co}_{0.97}\text{Mn}_{0.03})\text{O}_2$  cathode active compound particles. The mixture on  $\text{Li}(\text{Co}_{0.97}\text{Mn}_{0.03})\text{O}_2$  were prepared by mixing the cathode active compound particles with aqueous mixture solution of aluminum and lanthanum nitrates, followed by drying at  $80^\circ\text{C}$ . overnight and calcining at  $450^\circ\text{C}$ . for four hours in air. As a result, the particles were coated with a mixture of  $\text{Al}_2\text{O}_3$  and  $\text{La}_2\text{O}_3$ . The cathode active material used to form a cathode in a coin cell against Li foil anode. The coatings including several ratios of the mixture of the  $\text{Al}_2\text{O}_3$  and  $\text{La}_2\text{O}_3$  were prepared. The coin cells or battery cells were tested to determine the electrochemical performance of the cathode.

[0164] The electrochemical performance of the cathode is compared with that of the cathode active compound particles alone, and cathode active compound particles coated with  $\text{Al}_2\text{O}_3$  alone. The composition of coatings is shown in Table 2.

TABLE 2

Coating compositions of $\text{Al}_2\text{O}_3$ and $\text{La}_2\text{O}_3$				
Coating type	$\text{Al}_2\text{O}_3:\text{La}_2\text{O}_3$		Metal content in coating	
	molar ratio		Al, ppm	La, ppm
$\text{Al}_2\text{O}_3$	1	0	265	0
Mixture of $\text{Al}_2\text{O}_3$ and $\text{La}_2\text{O}_3$	1	1	63	325
Mixture of $\text{Al}_2\text{O}_3$ and $\text{La}_2\text{O}_3$	1	1	126	649
Mixture of $\text{Al}_2\text{O}_3$ and $\text{La}_2\text{O}_3$	1	1	252	1296

[0165] As shown in Table 2, a first mixture of  $\text{Al}_2\text{O}_3$  and  $\text{La}_2\text{O}_3$  had 63 ppm Al and 325 ppm La. A second mixture of  $\text{Al}_2\text{O}_3$  and  $\text{La}_2\text{O}_3$  included 126 ppm Al and 649 ppm La. A

third mixture of  $\text{Al}_2\text{O}_3$  and  $\text{La}_2\text{O}_3$  included 252 ppm Al and 1296 ppm La. The first, second and third mixtures have about the same molar ratio 1:1 for  $\text{La}_2\text{O}_3$  to  $\text{Al}_2\text{O}_3$ . Also, the first, second and third mixtures have Al less than 265 ppm of the  $\text{Al}_2\text{O}_3$  coating.

[0166] FIGS. 8-11 reveal a significant enhancement in the electrochemical performance of the oxide mixture coating over the  $\text{Al}_2\text{O}_3$  coating on  $\text{Li}(\text{Co}_{0.97}\text{Mn}_{0.03})\text{O}_2$ , including increased discharge capacity and increased average discharge capacity, increased discharge energy associated with increased discharge capacity and average discharge capacity, and enhanced energy retention. Variations in the level of mixture coatings on  $\text{Li}(\text{Co}_{0.97}\text{Mn}_{0.03})\text{O}_2$  particles do not seem to affect the cathode electrochemical performance much as long as the molar ratio remains unchanged.

[0167] FIG. 8 is a plot of discharge capacity versus cycle count for cathode active materials including a mixture of  $\text{Al}_2\text{O}_3$  and  $\text{La}_2\text{O}_3$  coating on  $\text{Li}(\text{Co}_{0.97}\text{Mn}_{0.03})\text{O}_2$  with different loadings at 1:1 molar ratio of  $\text{La}_2\text{O}_3$  to  $\text{Al}_2\text{O}_3$  compared with uncoated  $\text{Li}(\text{Co}_{0.97}\text{Mn}_{0.03})\text{O}_2$  and  $\text{Al}_2\text{O}_3$  coating on  $\text{Li}(\text{Co}_{0.97}\text{Mn}_{0.03})\text{O}_2$ , according to an illustrative embodiment. As shown in FIG. 8, all the three mixture coatings including 325 ppm La, 649 ppm La, and 1296 ppm La reveal a discharge capacity of about 186 mAh/g after 5 cycles, which is higher than that of the  $\text{Al}_2\text{O}_3$  coating, and also higher than that of the uncoated cathode active compound particles. Also, the mixture coatings provide a discharge capacity of about 178 mAh/g after 30 cycles, which is higher than that of the  $\text{Al}_2\text{O}_3$  coating and that of the uncoated cathode active compound particles.

[0168] FIG. 9 is a plot of average discharge voltage versus cycle count for cathode active materials including a mixture of  $\text{Al}_2\text{O}_3$  and  $\text{La}_2\text{O}_3$  coating on  $\text{Li}(\text{Co}_{0.97}\text{Mn}_{0.03})\text{O}_2$  with different loadings at 1:1 molar ratio of  $\text{La}_2\text{O}_3$  to  $\text{Al}_2\text{O}_3$  compared with uncoated  $\text{Li}(\text{Co}_{0.97}\text{Mn}_{0.03})\text{O}_2$  and  $\text{Al}_2\text{O}_3$  coating on  $\text{Li}(\text{Co}_{0.97}\text{Mn}_{0.03})\text{O}_2$ , according to an illustrative embodiment. FIG. 10 is a plot of discharge energy versus cycle count for cathode active materials including a mixture of  $\text{Al}_2\text{O}_3$  and  $\text{La}_2\text{O}_3$  coating on  $\text{Li}(\text{Co}_{0.97}\text{Mn}_{0.03})\text{O}_2$  with different loadings at 1:1 molar ratio of  $\text{La}_2\text{O}_3$  to  $\text{Al}_2\text{O}_3$  compared with uncoated  $\text{Li}(\text{Co}_{0.97}\text{Mn}_{0.03})\text{O}_2$  and  $\text{Al}_2\text{O}_3$  coating on  $\text{Li}(\text{Co}_{0.97}\text{Mn}_{0.03})\text{O}_2$ , according to an illustrative embodiment. FIG. 11 is a plot of energy retention versus cycle count for cathode active materials including a mixture of  $\text{Al}_2\text{O}_3$  and  $\text{La}_2\text{O}_3$  coating on  $\text{Li}(\text{Co}_{0.97}\text{Mn}_{0.03})\text{O}_2$  with different loadings at 1:1 molar ratio of  $\text{La}_2\text{O}_3$  to  $\text{Al}_2\text{O}_3$  compared with uncoated  $\text{Li}(\text{Co}_{0.97}\text{Mn}_{0.03})\text{O}_2$  and  $\text{Al}_2\text{O}_3$  coating on  $\text{Li}(\text{Co}_{0.97}\text{Mn}_{0.03})\text{O}_2$ , according to an illustrative embodiment. As shown in FIGS. 9-11, all the first, second, and third mixtures reveal improved performance over the  $\text{Al}_2\text{O}_3$  coating, similar to that shown in FIG. 8.

[0169] FIG. 12 is a phase diagram of  $\text{Al}_2\text{O}_3$  and  $\text{La}_2\text{O}_3$  (J. Alloys Compd., Vol. 179, 1992, p 259-28). As shown in FIG. 12, the  $\text{Al}_2\text{O}_3$  and  $\text{La}_2\text{O}_3$  oxides may combine to form a Perovskite phase, e.g.  $\text{LaAlO}_3$ , at high temperatures. The  $\text{LaAlO}_3$  has the same type of crystal structure as  $\text{CaTiO}_3$ , which is known as the Perovskite structure. The Perovskite phase may also be formed at lower temperatures when the  $\text{Al}_2\text{O}_3$  and  $\text{La}_2\text{O}_3$  are in nanoparticles forms and mixed at atomic scales, with amount increasing with the molar ratio of La:Al. (J. Phys. Chem. C2015, 119, 25053-25062). However, it is difficult to identify the perovskite phase in these coatings by XRD, as the coating quantity is too low to warrant detection of the coating phases.



### Example 3: Complex Oxide Coating of $\text{ZnAl}_2\text{O}_4$

**[0170]** Zinc oxide ( $\text{ZnO}$ ) was investigated as coatings for Li-ion battery cathodes, particularly for the Co-rich cathodes, which was shown to improve the cathode performance to certain extent. However, there are no literature investigations used a complex oxide  $\text{ZnAl}_2\text{O}_4$ , a combination of zinc oxide and aluminum oxide in a spinel structure, as coating for Co-rich cathodes.

**[0171]** The complex oxide  $\text{ZnAl}_2\text{O}_4$  was used as a coating applied onto Co-containing cathode material,  $\text{Li}(\text{Co}_{0.97}\text{Mn}_{0.03})\text{O}_2$ . The coating was prepared by mixing the cathode active compound particles with an aqueous mixture solution of Zn and Al nitrates at Zn to Al molar ratio of 1:2, followed by drying at  $80^\circ\text{C}$ . and calcining at  $700^\circ\text{C}$ . for four hours in air. As a result, the particles were coated with a complex oxide  $\text{ZnAl}_2\text{O}_4$ . The cathode active compound material was used to form a cathode in a coin cell against Li foil anode. The tests were performed to evaluate the electrochemical performance of the coating.

**[0172]** FIGS. 13-16 illustrate the improvement of the complex oxide coating over  $\text{Al}_2\text{O}_3$  coating on  $\text{Li}(\text{Co}_{0.97}\text{Mn}_{0.03})\text{O}_2$ . Compared to the  $\text{Al}_2\text{O}_3$  coating, the complex oxide  $\text{ZnAl}_2\text{O}_4$  coating increases not only discharge capacity, but also average discharge voltage, leading to the increased discharge energy.

**[0173]** FIG. 13 is a plot of discharge capacity versus cycle count for cathode active materials including the complex oxide  $\text{ZnAl}_2\text{O}_4$  coating on  $\text{Li}(\text{Co}_{0.97}\text{Mn}_{0.03})\text{O}_2$  compared with uncoated  $\text{Li}(\text{Co}_{0.97}\text{Mn}_{0.03})\text{O}_2$  and  $\text{Al}_2\text{O}_3$  coating on  $\text{Li}(\text{Co}_{0.97}\text{Mn}_{0.03})\text{O}_2$ , according to an illustrative embodiment. As shown in FIG. 13, the complex oxide  $\text{ZnAl}_2\text{O}_4$  coating provides a boost to the discharge capacity to about 187 mAh/g after 1 cycle, which is higher than about 184 mAh/g for the  $\text{Al}_2\text{O}_3$  coating. The complex oxide  $\text{ZnAl}_2\text{O}_4$  coating provides a boost to the discharge capacity to about 180 mAh/g after 30 cycles, which is higher than about 176 mAh/g for the  $\text{Al}_2\text{O}_3$  coating after 30 cycles.

**[0174]** FIG. 14 is a plot of average discharge voltage versus cycle count for cathode active materials including the complex oxide  $\text{ZnAl}_2\text{O}_4$  coating on  $\text{Li}(\text{Co}_{0.97}\text{Mn}_{0.03})\text{O}_2$  compared with uncoated  $\text{Li}(\text{Co}_{0.97}\text{Mn}_{0.03})\text{O}_2$  and  $\text{Al}_2\text{O}_3$  coating on  $\text{Li}(\text{Co}_{0.97}\text{Mn}_{0.03})\text{O}_2$ , according to an illustrative embodiment. As shown in FIG. 14, the complex oxide  $\text{ZnAl}_2\text{O}_4$  coating provides a boost to the average voltage to about 4.03 V after 4 cycles, which is higher than about 4.0 V for the  $\text{Al}_2\text{O}_3$  coating. Also, the complex oxide  $\text{ZnAl}_2\text{O}_4$  coating provides a boost to the average voltage to about 4.00 V after 30 cycles, which is higher than about 3.95 V for the  $\text{Al}_2\text{O}_3$  coating.

**[0175]** FIG. 15 is a plot of discharge energy versus cycle count for cathode active materials including the complex oxide  $\text{ZnAl}_2\text{O}_4$  coating on  $\text{Li}(\text{Co}_{0.97}\text{Mn}_{0.03})\text{O}_2$  compared with uncoated  $\text{Li}(\text{Co}_{0.97}\text{Mn}_{0.03})\text{O}_2$  and  $\text{Al}_2\text{O}_3$  coating on  $\text{Li}(\text{Co}_{0.97}\text{Mn}_{0.03})\text{O}_2$ , according to an illustrative embodiment. As shown in FIG. 15, the complex oxide  $\text{ZnAl}_2\text{O}_4$  coating provides a boost to the discharge energy to about 755 Wh/kg after 4 cycles, which is higher than about 735 Wh/kg for the  $\text{Al}_2\text{O}_3$  coating. Also, the complex oxide  $\text{ZnAl}_2\text{O}_4$  coating provides a boost to the discharge energy to about 725 Wh/kg after 30 cycles, which is higher than about 695 Wh/kg for the  $\text{Al}_2\text{O}_3$  coating. The cathode with the complex oxide  $\text{ZnAl}_2\text{O}_4$  coating maintains higher discharge energy up to 30 cycles, as shown in FIG. 15.

**[0176]** FIG. 16 is a plot of energy retention versus cycle count for cathode active materials including the complex oxide  $\text{ZnAl}_2\text{O}_4$  coating on  $\text{Li}(\text{Co}_{0.97}\text{Mn}_{0.03})\text{O}_2$  compared with uncoated  $\text{Li}(\text{Co}_{0.97}\text{Mn}_{0.03})\text{O}_2$  and  $\text{Al}_2\text{O}_3$  coating on  $\text{Li}(\text{Co}_{0.97}\text{Mn}_{0.03})\text{O}_2$ , according to an illustrative embodiment. The complex oxide  $\text{ZnAl}_2\text{O}_4$  coating also enhances the energy retention, as shown in FIG. 16 by a less steeper slope than the  $\text{Al}_2\text{O}_3$  coating. For example, after 30 cycles, the energy retention becomes about 0.97 for the complex oxide  $\text{ZnAl}_2\text{O}_4$  coating, which is higher than an energy retention of about 0.95 for the  $\text{Al}_2\text{O}_3$  coating. The cathode with the complex oxide  $\text{ZnAl}_2\text{O}_4$  coating maintains higher energy retention up to 30 cycles as shown in FIG. 16.

**[0177]** Lower calcination temperature (e.g.,  $400^\circ\text{C}$ .) was also used to form the complex oxide coating. However, no improvement was observed in the electrochemical performance, which may be attributed to the too low calcination temperature to promote the complex oxide formation on the cathode active compound particles.

**[0178]** FIG. 17 is a phase diagram of binary oxides  $\text{Al}_2\text{O}_3$  and  $\text{ZnO}$ . (Bur. Standards J. Research, 8(2) 280 1932; R.P.413). Even though the phase diagram of binary oxides exhibits formation of the spinel phase ( $\text{ZnAl}_2\text{O}_4$ ) occurs at high temperatures, more recent studies (see *Electrochimica Acta* 115 (2014) 326-331) show that the spinel phase can form at much lower temperatures. The phase formation also depends on the synthesis procedure and condition. e.g., the spinel phase was formed at  $900^\circ\text{C}$ . by using a sol-gel synthetic method.

**[0179]** The coatings, powder, and cathode active materials can be used in batteries as described herein. The materials can be used in electronic devices. An electronic device herein can refer to any electronic device known in the art, including a portable electronic device. For example, the electronic device can be a telephone, such as a cell phone, and a land-line phone, or any communication device, such as a smart phone, including, for example an iPhone®, an electronic email sending/receiving device. The electronic device can also be an entertainment device, including a portable DVD player, conventional DVD player, Blue-Ray disk player, video game console, music player, such as a portable music player (e.g., iPod®), etc. The electronic device can be a part of a display, such as a digital display, a TV monitor, an electronic-book reader, a portable web-browser (e.g., iPad®), watch (e.g., AppleWatch), or a computer monitor. The electronic device can also be a part of a device that provides control, such as controlling the streaming of images, videos, sounds (e.g., Apple TV®), or it can be a remote control for an electronic device. Moreover, the electronic device can be a part of a computer or its accessories, such as the hard drive tower housing or casing, laptop housing, laptop keyboard, laptop track pad, desktop keyboard, mouse, and speaker. The battery and battery packs can also be applied to a device such as a watch or a clock. The components powered by a battery or battery pack can include, but are not limited to, microprocessors, computer readable storage media, in-put and/or out-put devices such as a keyboard, track pad, touch-screen, mouse, speaker, and the like.

**[0180]** The foregoing description, for purposes of explanation, used specific nomenclature to provide a thorough understanding of the described embodiments. However, it will be apparent to one skilled in the art that the specific details are not required in order to practice the described



embodiments. Thus, the foregoing descriptions of the specific embodiments described herein are presented for purposes of illustration and description. They are not targeted to be exhaustive or to limit the embodiments to the precise forms disclosed. It will be apparent to one of ordinary skill in the art that many modifications and variations are possible in view of the above teachings.

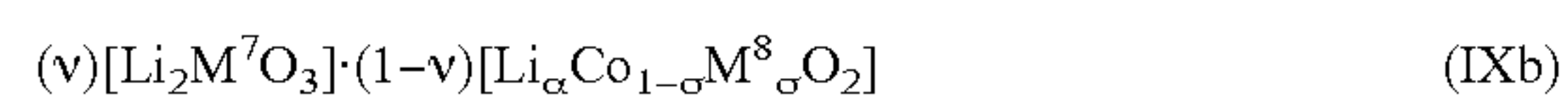
**1-17.** (canceled)

**18.** A cathode active material comprising:

a plurality of cathode active compound particles; and  
a coating disposed over each of the cathode active compound particles, the coating comprising a Zn and Al-containing oxide.

**19.** The coated cathode active material of claim **18**, wherein the oxide comprises  $\text{ZnAl}_2\text{O}_4$ .

**20.** The cathode active material of claim **18**, wherein the cathode active compound particles comprise a compound of Formula (IXb):



wherein

$\text{M}^7$  is selected from Mn, Ti, Zr, and Ru;

$\text{M}^8$  is selected from B, Na, Mg, Ti, Ca, V, Cr, Mn, Fe, Co, Ni, Cu, Zn, Al, Sc, Y, Ga, Zr, Ru, and Mo;

$0.95 \leq \alpha \leq 1.05$ ;

$0.01 \leq v \leq 0.10$ ; and

$0 \leq \alpha \leq 0.05$ .

**21.** The cathode active material of claim **20**, wherein  $0.95 \leq \alpha < 0.99$ .

**22.** The cathode active material of claim **20**, wherein the cathode active compound particles comprise a compound of Formula (X):



wherein

M is at least one element selected from the group consisting of B, Na, Mg, Ti, Ca, V, Cr, Fe, Co, Ni, Cu, Zn, Al, Sc, Y, Ga, Zr, Ru, and Mo;

$0.95 \leq \alpha \leq 1.05$ ;

$0 < x \leq 0.30$ ;

$0 \leq y \leq 0.10$ ; and

$1.98 \leq \delta \leq 2.04$ .

**23.** The cathode active material of claim **22**, wherein  $0.95 \leq \alpha < 0.99$ .

**24.** A battery cell, comprising:

an anode comprising an anode current collector,

the cathode comprising the coated cathode active material according to claim **18**; and

a separator disposed between the anode and the cathode.

\* \* \* \* \*