

Nov. 26, 1935.

M. YAMASHIRO

2,022,169

BEDDING CLAMP

Filed Feb. 13, 1935

FIG. 1.

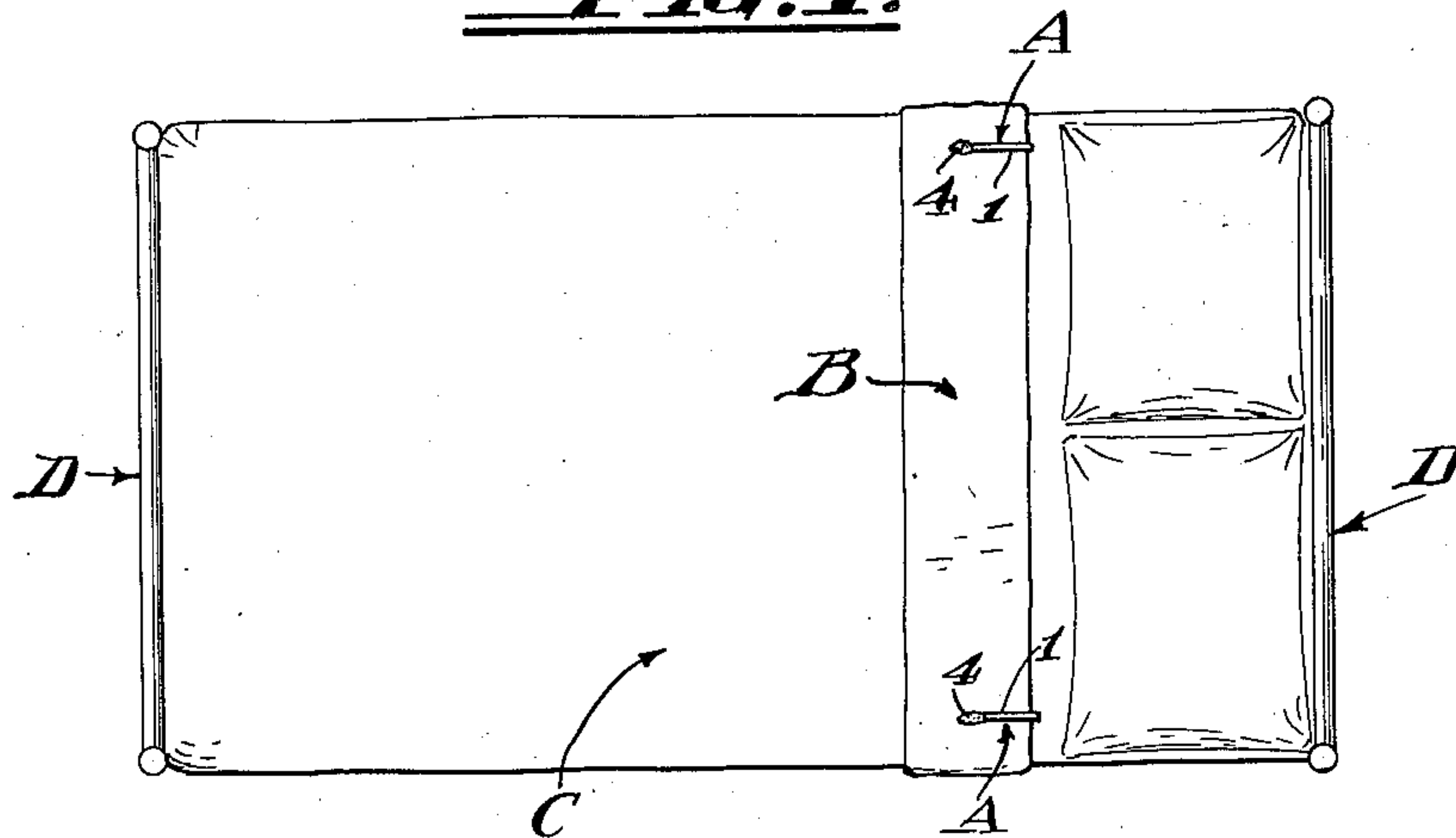


FIG. 2.




FIG. 3.

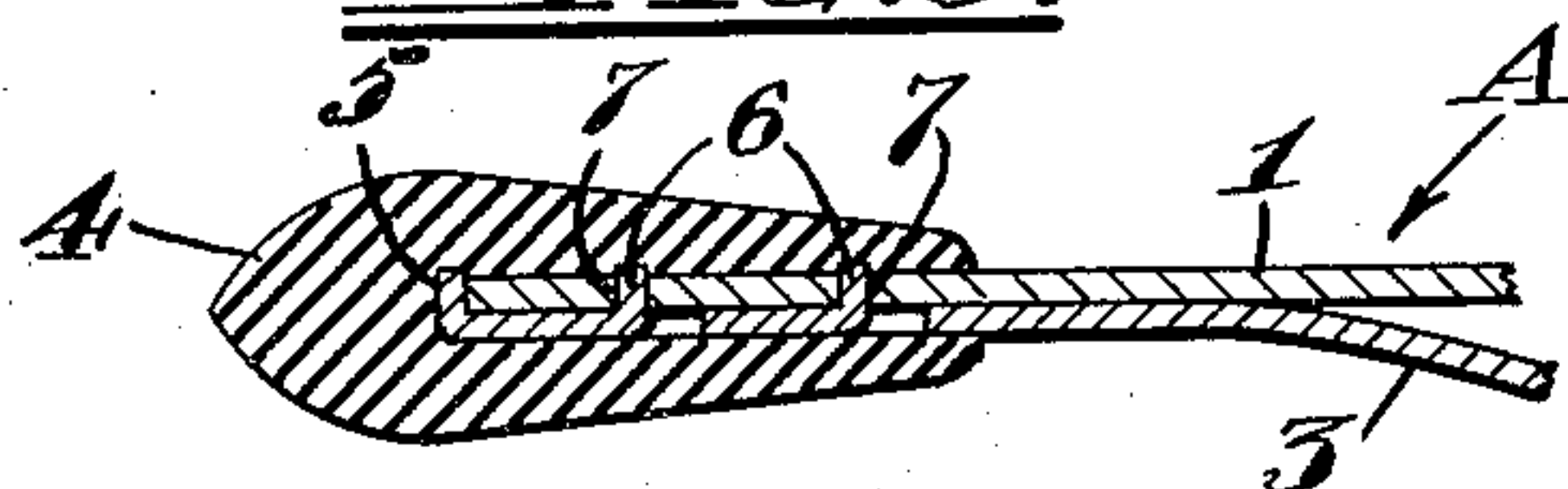



FIG. 4.



Inventor

Matsukichi Yamashiro

By

Edward M. Kojima

Attorney

UNITED STATES PATENT OFFICE

2,022,169

BEDDING CLAMP

Matsukichi Yamashiro, Los Angeles, Calif.

Application February 13, 1935, Serial No. 6,313

4 Claims. (Cl. 24—261)

This invention relates to improvements in clamps and more particularly pertains to a spring clamp for holding bedding in place.

An object of the invention is to provide a clamp which may be quickly and easily applied to hold the turned down portions of bedding, the sheets, blankets, etc., securely, neatly and evenly in place whereby to hold the sheet in position to prevent the blankets from touching the occupant of the bed, to insure the comfort of the occupant and to maintain the covers in proper position during the period of occupancy of the bed.

Another object is to provide a clamp which may be effectively used to hold the bedding in place on infants' and children's beds.

A further object is to provide a clamp of the character described which may be used with greater efficacy and safety than safety pin and the like and which will not tear nor injure the bedding.

Yet another object is to provide a clamp of the character described which will be small, compact, strong, inexpensive and comparatively inconspicuous.

The invention has other objects and features, some of which, with the foregoing will be set forth in the following description of the preferred form of the invention illustrated in the accompanying drawing. It is to be understood however, that changes as to minor details and arrangements of the form of the invention here illustrated and described may be made within the scope of the claims hereto appended.

Referring to the drawing:

Fig. 1 is a plan view of a bed showing the clamps of my invention as when employed to hold the turned down portion of the covers in place.

Fig. 2 is a side elevation of the clamp.

Fig. 3 is an enlarged fragmentary sectional view showing the detailed construction of the clamp.

Fig. 4 is a side elevation of a modified form of the clamp of my invention.

The embodiment of the invention which is shown in detail in the accompanying drawing, comprises a spring metal clamp A of an approximate U shape whereby two such clamps as shown in Fig. 1, (it being noted that as many clamps as desired may be used) may be affixed over the turned down portions B of bed coverings C whereby to hold said portions evenly and securely in place during occupancy of as well as when the bed D is unoccupied. It should also be noted that the clamp may be used to hold the covering in place on children's and infants' beds, instead

of employing safety pins. Furthermore the clamp may be used in any manner other than shown to hold coverings etc. in place as desired.

As shown in said drawing the clamp comprises two spaced parallel spring arms 1 joined by an integral loop portion 2, said arms and loop comprising the body of the clamp and being formed by bending a single piece of spring metal to provide said arms and loop.

Arranged between and removably carried by one of the spring arms 1 is a leaf spring jaw 3 which enhances the holding action of the clamp. To prevent tearing or injury of the bedding, the free ends of the arms 1 are covered by rubber tips 4 and one of these tips serves also as a means for securely holding the jaw 3 upon the arm 1 to which it is attached. At one end of the jaw 3 is a flange 5 which abuts the free end of one of the arms 1. Lugs 6 are struck out from the jaw 3 adjacent the flange 5 and fit in openings 7 formed in said arm. When the rubber tip 4 is fitted over the abutted and interlocked ends of the arm 1 and jaw 3 the latter are securely held together the lugs 6 and flange 5 preventing the turning or slipping of the spring jaw 3 relative to the arms 1. It should be noted that the spring jaw 3 extends for about one fourth its length in abutting relation to the arm 1 to which it is secured then curves towards and lies in substantial engagement adjacent to its free end with the other spring arm, said free end being bent divergently from the latter arm whereby to permit of unhampered withdrawal of the clamp.

Not only do the rubber tips 4 serve as jaws, being forcibly held against the bedding when the arms 1 are forced apart, but the spring jaw exerts a greater tension and holding effect through its inherent action and by reason of said spring arms. In this manner the clamp will provide secure holding action.

While as here shown the clamp is primarily intended to hold in place bed covering, it may also be used for any other purpose to which it is suitable.

In Fig. 4 is a modification of the clamp wherein two spring jaws 8 and 9 are provided instead of the single jaw 3 shown in Figs. 2 and 3. In all other respects the clamp is of the same construction as the form shown in Figs. 1, 2 and 3. The two jaws provide for a close and secure gripping of the bed coverings or other objects clamped thereby.

It is now apparent that the clamp of this invention will accomplish the purposes aforementioned in an efficacious manner and will eliminate

the use of pins and also tearing and making of holes in the bedding.

I claim:

- 5 1. In a bedding clamp, a pair of opposed spring arms, a loop integral with and joining said arms, rubber tips on said arms, and a leaf spring jaw having one end held against one of said spring arms by and extending within said rubber tip.
- 10 2. In a bedding clamp, a flat spring metal strip bent to form opposed arms, rubber tips removably fitted over free ends of said arms, and a spring jaw having one end held against one of said arms by said tip and its free end disposed adjacent the other spring arm.
- 15 3. In a bedding clamp, a flat spring metal strip bent to form opposed arms, rubber tips removably fitted over free ends of said arms, a spring jaw

having one end held against one of said arms by said tip and its free end disposed adjacent the other spring arm, and one of said arms having openings therein and lugs on said jaw engaging in said openings.

- 5 4. In a bedding clamp, a flat spring metal strip bent to form opposed arms, rubber tips removably fitted over free ends of said arms, a spring jaw having one end held against one of said arms by said tip and its free end disposed adjacent the other spring arm, one of said arms having openings therein and lugs on said jaw engaging in said openings, and a flange on said jaw engaging the free end on the spring arm to which the jaw is secured.
- 10
- 15

MATSUKICHI YAMASHIRO.