

Nov. 26, 1935.

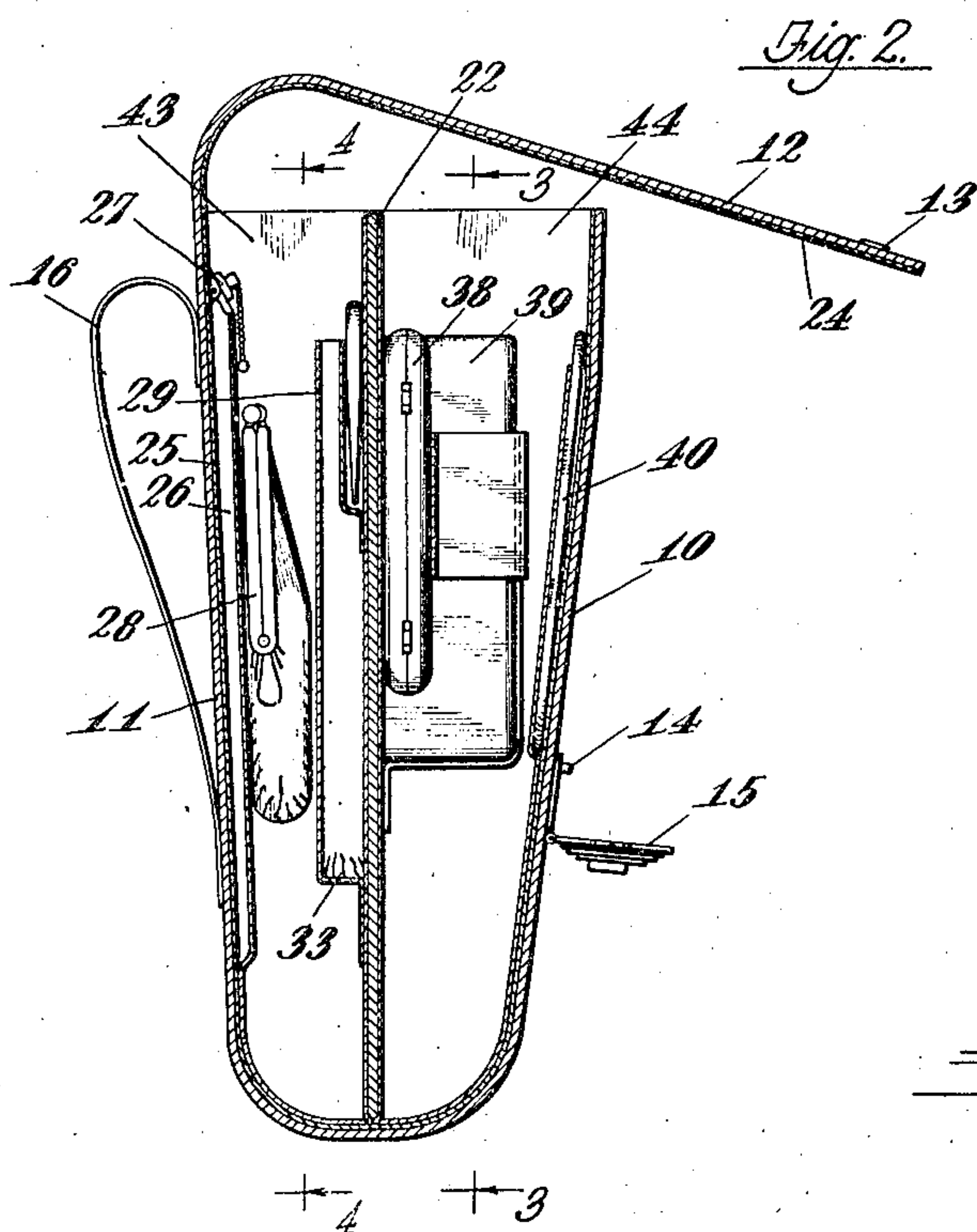
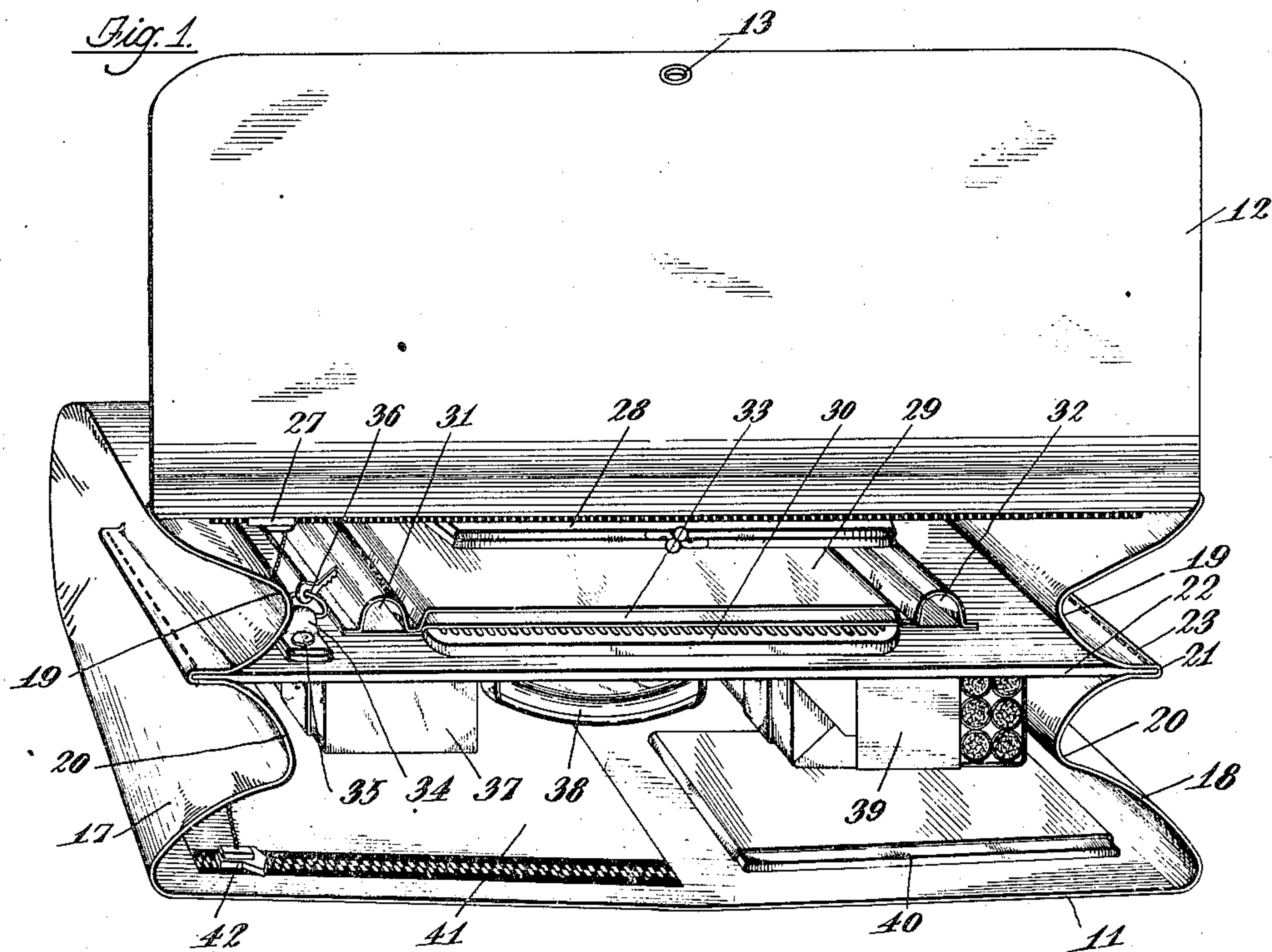
F. A. SPEIK ET AL

2,022,162

LADY'S HAND BAG

Filed Aug. 26, 1933

2 Sheets-Sheet 1



INVENTORS
 F. A. SPEIK
 BY G. K. FORBES
 Hazard & Miller
 ATTORNEYS

Nov. 26, 1935.

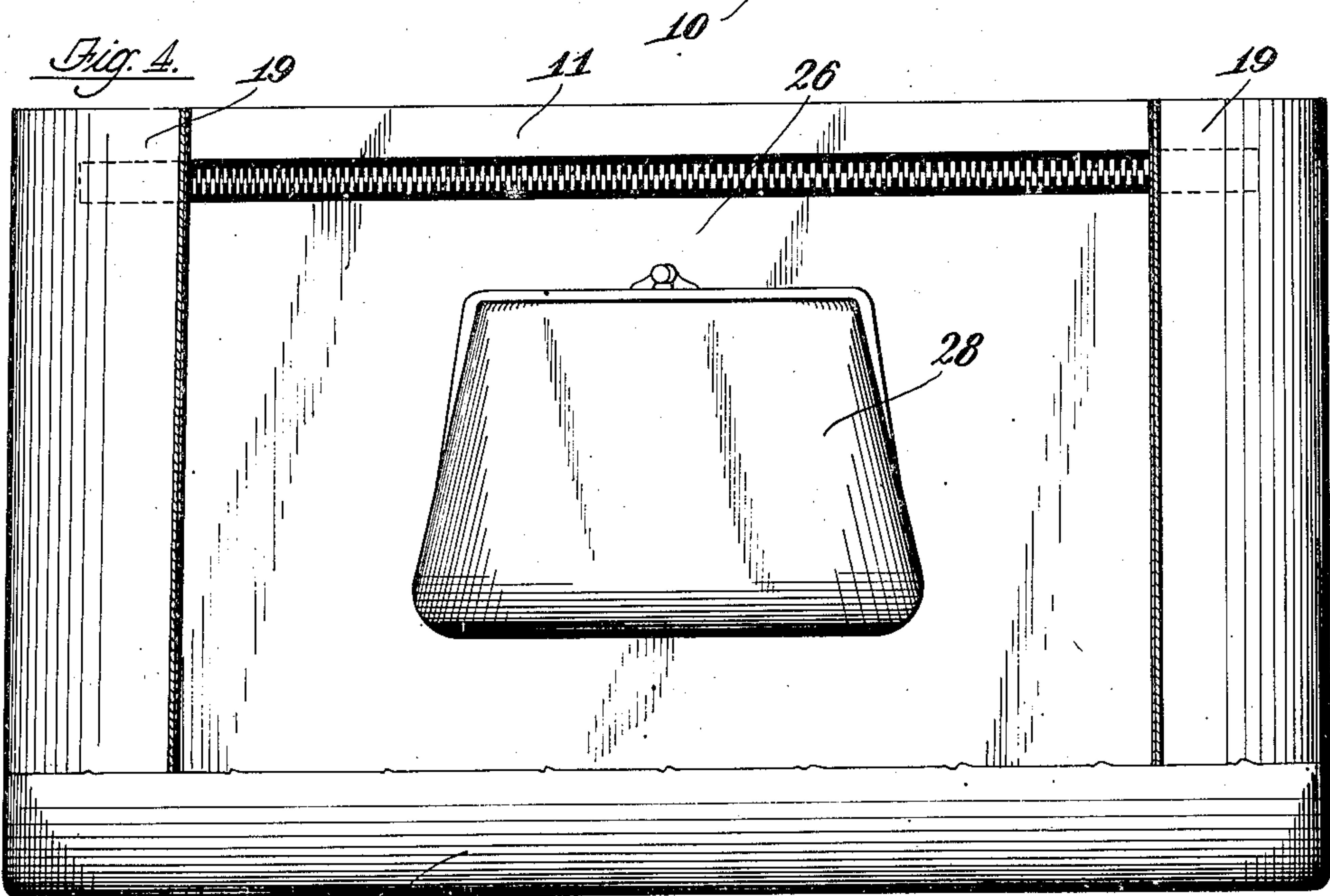
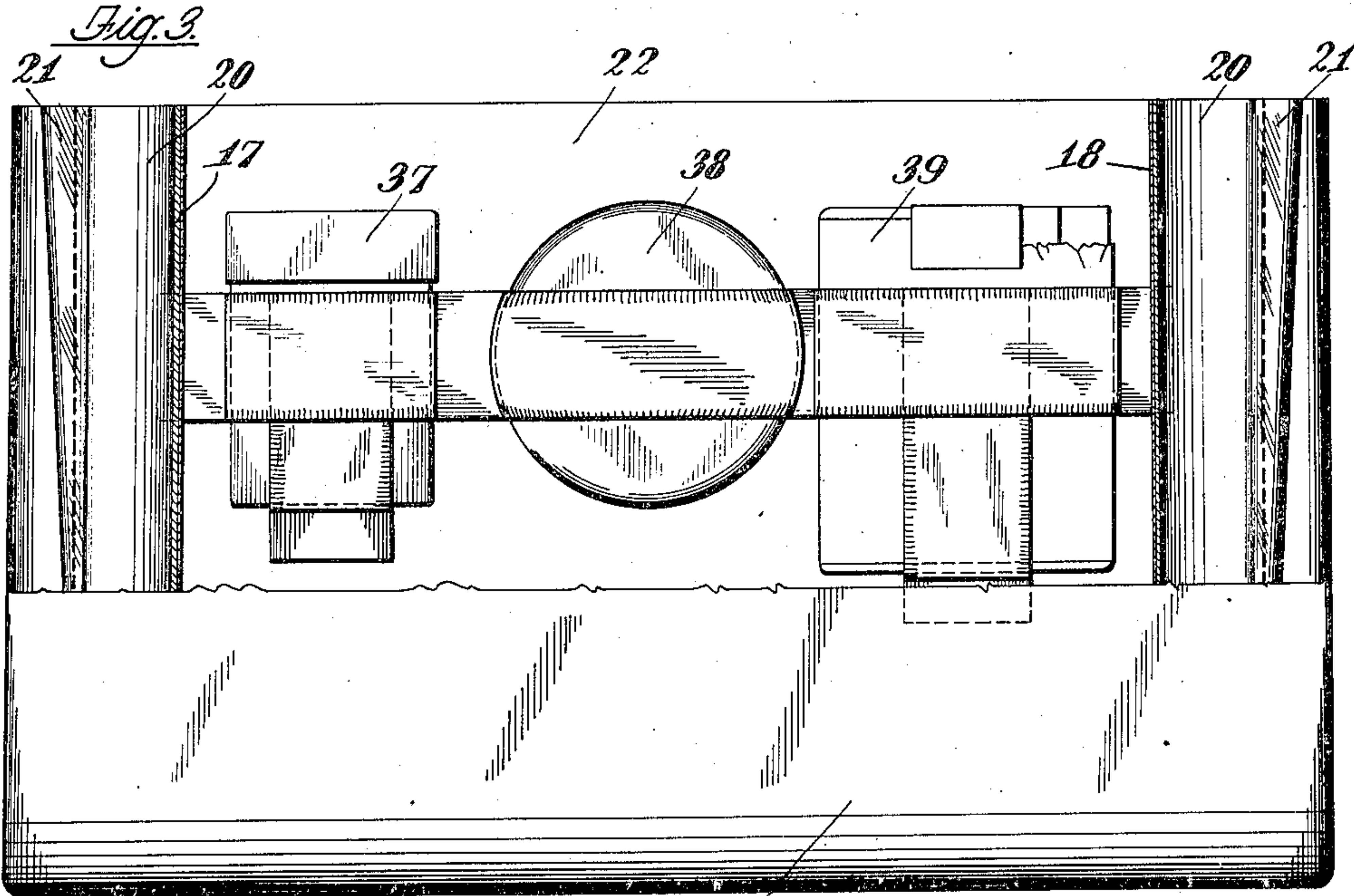
F. A. SPEIK ET AL

2,022,162

LADY'S HAND BAG

Filed Aug. 26, 1933

2 Sheets-Sheet 2



INVENTORS
F. A. SPEIK
BY J. K. FORBES
Hazard and Miller
ATTORNEYS

UNITED STATES PATENT OFFICE

2,022,162

LADY'S HAND BAG

Frederick A. Speik and Gertrude K. Forbes,
South Pasadena, Calif.

Application August 26, 1933, Serial No. 686,960

1 Claim. (Cl. 150—34)

This invention relates to improvements in lady's handbags and similar receptacles.

An object of the invention is to provide a lady's hand bag wherein provision is made for suitably mounting various desired articles within the bag.

Specifically, an object of the invention is to provide a lady's hand bag having a partition therein which is disposed between the front and back walls of the bag and which provides a mounting or support for the reception of the various desired articles. The ends of the partition being secured in bellows folds on the end walls of the bag tend to preserve the shape and attractive appearance of the bag as outlined as follows: The resiliency of the bellows folds in the end walls of the bag tend to space or separate the front and back walls from the partition so that while relatively heavy or bulky articles may be mounted on the faces of the partition they will be kept spaced from the front and back walls so that in the course of time no indentation or impression is formed in the front and back walls by these articles, tending to detract from its appearance. The partition, itself, also serves to maintain the bellows folds of the end walls in proper shape so as to prolong the period in which the end walls of the bag will retain their shape regardless of severe handling.

With the foregoing and other objects in view, which will be made manifest in the following detailed description, and specifically pointed out in the appended claim, reference is had to the accompanying drawings for an illustrative embodiment of the invention, wherein:

Fig. 1 is a perspective view of the improved bag illustrating the bag in open position.

Fig. 2 is a transverse vertical section through the improved lady's hand bag.

Fig. 3 is a sectional view taken substantially upon the line 3—3 upon Fig. 2.

Fig. 4 is a vertical section taken substantially upon the line 4—4 upon Fig. 2.

Referring to the accompanying drawings, wherein similar reference characters designate similar parts throughout, the improved lady's hand bag consists of a section of leather or equivalent flexible material folded to provide a front wall 10, a back wall 11, and a cover flap 12. The cover flap is adapted to be folded over the forward face of front wall 10 and has an eyelet 13 therein receivable over a stud 14, the eyelet being designed to be held over the stud by means of a spring hinged clasp 15. Any equivalent securing means for holding the cover flap in closed

position may be employed. On the back face of the back wall 11 there may be or may not be secured a strap handle 16.

End walls 17 and 18 connect the end edges of the front and back walls 10 and 11. These end walls, which are, likewise, formed of flexible material, are provided with bellows folds, each being shown as having two inwardly extending folds 19 and 20 and one outwardly extending fold 21. The number of bellows folds formed on the end walls may vary but the number shown is preferable.

A partition 22 is disposed within the bag, this partition being formed of leather or any equivalent material, it being desired that it be relatively stiff. This partition extends from end to end of the bag and from adjacent the top of the end walls to a point adjacent the bottom of the bag. It has its end edges secured in the outwardly extending folds 21 of the end walls by means of stitching 23, the stitching extending through the sides of each fold and through the end edge of the partition.

The interior faces of the cover flap 12, the back wall 11 and the front wall 10 are, preferably, lined with a suitable lining fabric. Over the front face of the lined back wall 11 there is secured a section of fabric indicated at 25. The bottom of this section of fabric is secured to the lining so as to form a pocket 26 and the top of this section is adapted to be connected to the top of back wall 11 by means of a separable fastener. The fastener shown is of the type generally known under the name "zipper" having opposed strips of engageable elements adapted to be locked together or unlocked by a slide 27. Against the wall of pocket 26 there is, preferably, stitched a coin purse 28.

Fastened to the rear side of partition 22 there are doubled sections of fabric 29. These are so arranged as to provide a pocket for the reception of a comb 30, side pockets 31 and 32 for the reception of a lipstick and eyebrow pencil, respectively, or, if desired, a writing pencil may be substituted for either of these. A further pocket 33 is, preferably, formed on the rear side of the comb pocket. The comb pocket extends from end to end of pocket 33, and while the top edge of the comb pocket is even with the top edge of pocket 33 the bottom of the comb pocket is disposed a considerable distance above the bottom of pocket 33, providing adequate space within pocket 33. The comb pocket partially extending across the top of pocket 33 forms a type of closure although no closing means at the top of

pocket 33 is present. It forms an obstacle against accidental escape of articles from pocket 33. On this same side of partition 22 a loop 34 is provided which is normally closed by a separable fastener 35 in the form of a snap button. This loop may be used to support a keyring 36 on the side of the partition.

On the forward side of partition 22 there are secured a series of fabric straps providing a series of pockets, one of which may be designed to receive a cigaret lighter 37, another of which may be designed to receive a rouge and/or powder compact 38. Still another pocket may be designed to receive a package of cigarets 39. On the rear face of forward wall 10, a fabric pocket is formed which is designed to receive a mirror 40 and on the opposite side of the forward wall from the mirror pocket a fabric pocket 41 which is, likewise, opened and closed by means of a slide fastener 42.

It will be appreciated that the improved lady's hand bag provides adequate means for mounting various desired articles therein. Most of these articles, and, particularly, bulky articles, are mounted on the central partition 22. The resiliency of the bellows folds on the end walls tends to space the outer walls 10 and 11 from the central partition and from the bulky articles thereon so that during wear no indentation or impression is formed by the bulky articles on the partition in the outer walls 10 and 11 of the bag. In this way the original shape and attractive appearance of the outer walls is materially prolonged. When the bag is opened, the resiliency of the end walls tends to space the front and back walls from the partition so as to open the pockets 43 and 44 formed between the back and front walls respectively. The partition also acts somewhat as a brace between the end walls, preserving the original shape of the bellows folds of the end walls.

It will be appreciated that the invention is not restricted to the exact arrangement of pockets for mounting the various articles, as shown. The arrangement and number of pockets may vary as occasion requires, particularly in making bags of different sizes. Care should be taken, however, to avoid mounting bulky articles on the front and back walls wherever it is possible to do so, and where it is necessary to mount any article on the front or back walls the article selected for this location should be relatively light in weight and flat or thin so that it will not tend to deform the front and back walls, with the result that after continued wear the front and back walls receive a distinct impression as a result of the article being positioned on and pressing against it.

Various changes may be made in the details of construction without departing from the spirit or scope of the invention as defined by the appended claim.

We claim:

A lady's hand bag comprising a section of flexible material providing a front wall, back wall, and cover, end walls having bellows folds connecting the front and back walls at the ends thereof, a partition disposed between the end walls, means forming a pocket on one side of the partition, and means forming a comb pocket within the confines of the mentioned pocket and against said partition, said comb pocket having its mouth even with the mouth of the first mentioned pocket and being relatively shallow as compared with the depth of the first mentioned pocket, said comb pocket extending from end to end of the first mentioned pocket and forming an obstacle against accidental escape of articles placed in the first mentioned pocket.

FREDERICK A. SPEIK. 40
GERTRUDE K. FORBES.