

Nov. 26, 1935.

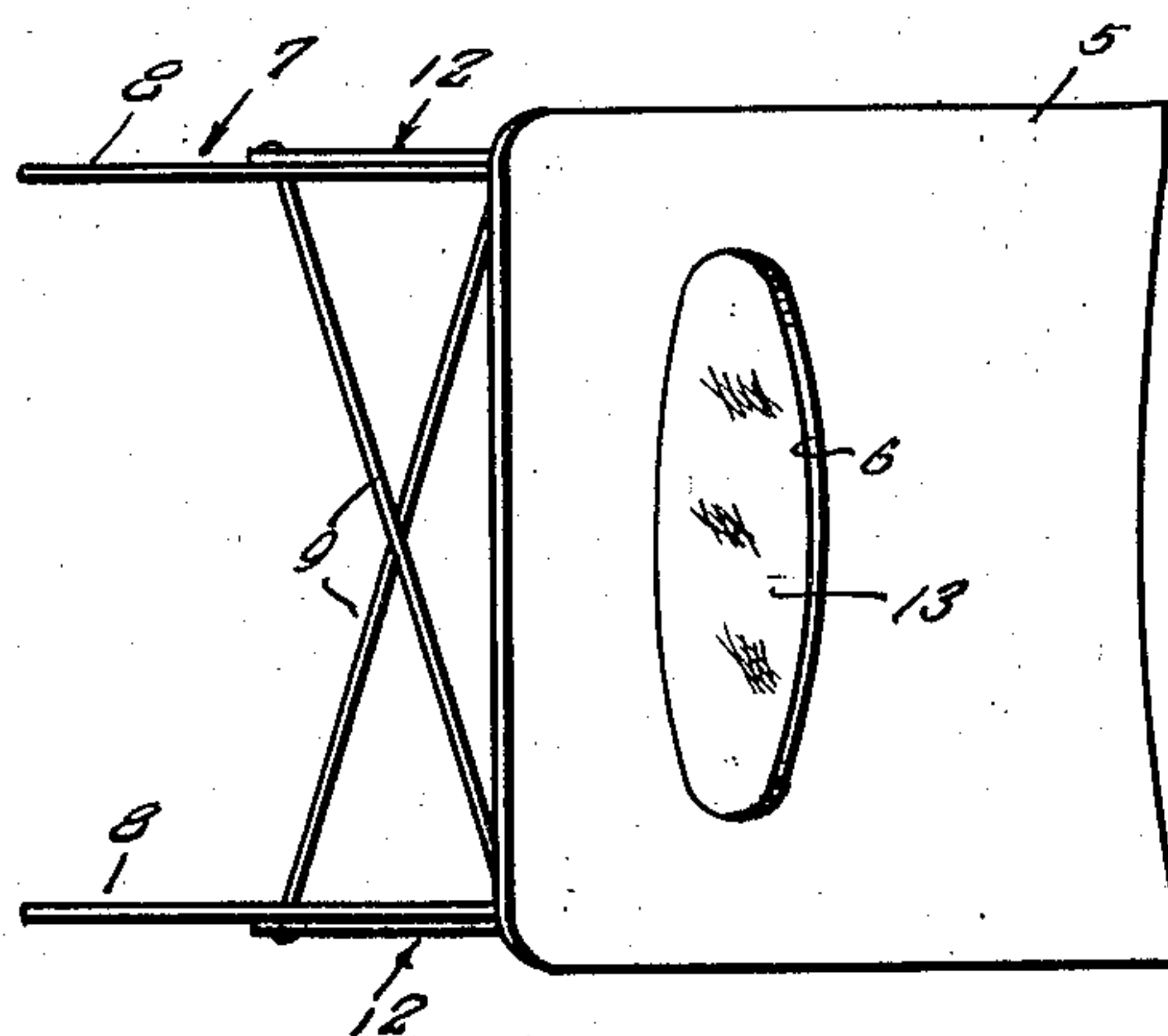

M. J. DE MASTER

2,021,989

BALL TOSSING GAME

Filed Dec. 8, 1931

2 Sheets-Sheet 1



Inventor

M. J. De Master

By Clarence A. O'Brien
Attorney

Nov. 26, 1935.

M. J. DE MASTER

2,021,989

BALL TOSSING GAME

Filed Dec. 8, 1931

2 Sheets-Sheet 2

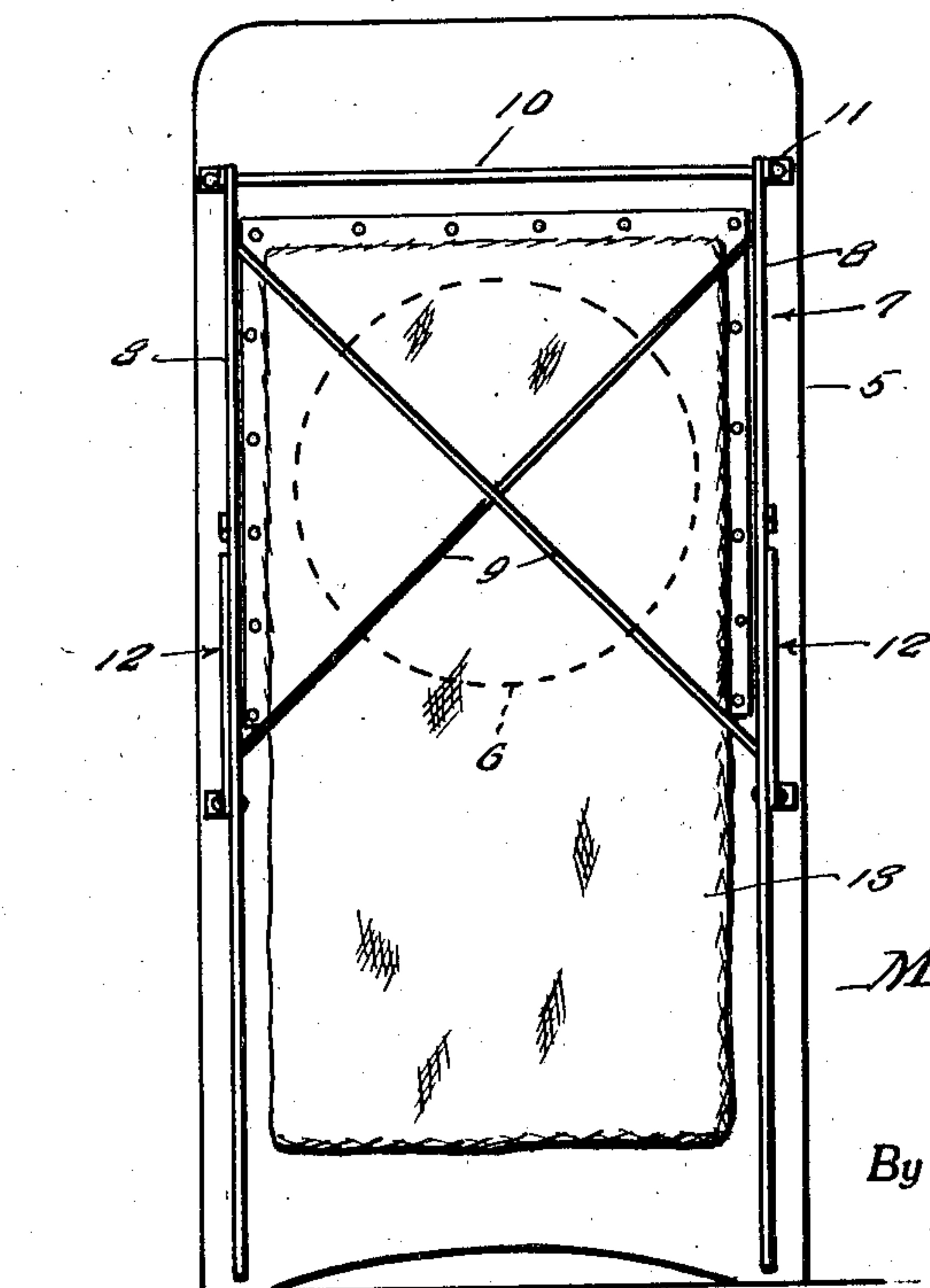
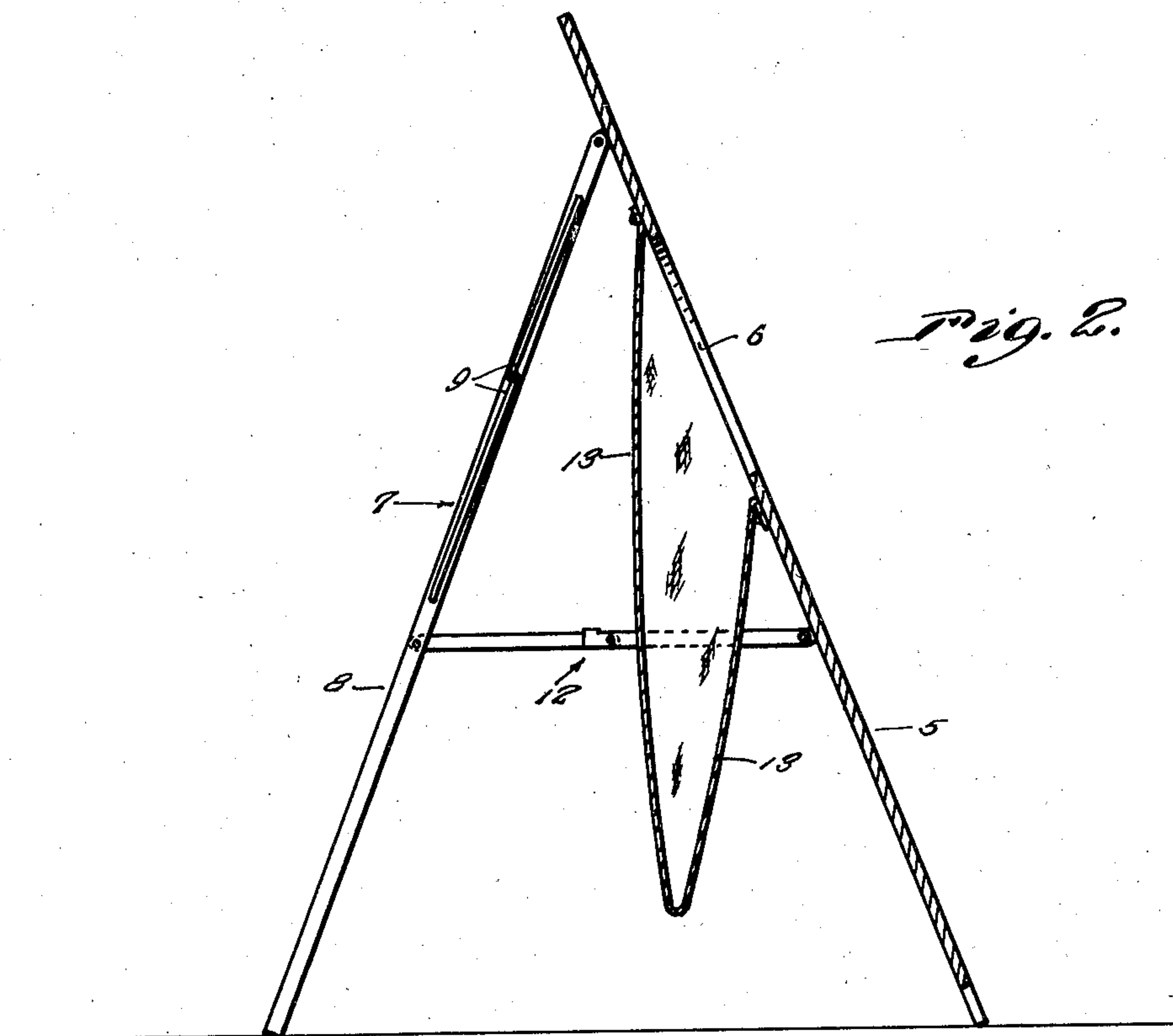


Fig. 3.

Inventor

M. J. DeMaster ~

By *Clarence W. O'Brien*
Attorney

UNITED STATES PATENT OFFICE

2,021,989

BALL TOSSING GAME

Matthew J. De Master, Cedar Grove, Wis.

Application December 8, 1931, Serial No. 579,782

2 Claims. (Cl. 273—105)

This invention relates to a novel game device adapted for use in playing and entertaining ball tossing and pocketing game.

In accordance with the prescribed rules and regulations for playing the game I provide a simple and economical ball bagging device, and in playing the game two or more of such devices are employed and arranged at predetermined spaced points so as to promote an amusing contest between the ball tossing participants or contestants.

As stated more specifically and in a structural manner it will be observed that the novelty is predicated upon the particular construction and arrangement of features embodied in said device in order to provide a simple and economical arrangement of a foldable compact and convenient dial such as may be expeditiously set up for use and subsequently folded and collapsed into a compact state for storage in a limited space.

In the drawings:

Figure 1 is a perspective view of a device constructed in accordance with the present invention.

Figure 2 is a vertical sectional view.

Figure 3 is a rear elevation of the structure folded.

Figure 4 is a top plan view of the arrangement seen in Figure 1.

The structure as a unit is in the nature of a foldable or collapsible easel having a ball pocketing receiving bag. Stated more explicitly the support comprises a rearwardly inclined panel or board 5 of general rectangular configuration having an opening 6 formed therein for passage of the ball (not shown). This board serves as an impact member or as a miniature back stop. It may be so proportioned and strengthened as to cause the resilient ball to rebound when the ball comes in contact with the imperforate portion thereof.

The numeral 7 designates a prop which is in the form of a leg equipped frame embodying a pair of duplicate legs 8 tied together by intersecting diagonal braces 9, said legs being hingedly mounted on a suspension rod 10 secured by brackets 11 to the rear side of the board near the upper end of said board. The numerals 12 designate duplex link stay devices which serve to hold the prop in the extended board supporting position seen in Figure 1 and allow the leg structure to be folded against the back of the board as seen in Figure 3 when the device is not in use and ready for storage. The numeral 13 designates a suitably shaped and proportioned bag whose

mouth portion is fastened to the rear side of the board in registration with ball inlet hole or openings 6. When in use the bag is suspended in a loose grouping manner between the board and prop as seen in Figures 1 and 2 in which position it is in readiness for reception of the balls passing through said hole 6.

It is evident that a device of this type may be employed in the playing of a national sensational game of skill and entertainment for children and adults. It can be played on the lawn or in the back yard without the attendant inconvenience or damage frequently accompanying domestic games of this out of door type. The rules and regulations for playing the game may vary and the following set of rules may be followed as a fair procedure for pursual of a singleton, twosome or foursome.

Assuming that the game is to be played by a twosome it is desirable to have two of the devices illustrated in Figure 1 and these devices are placed on the lawn or elsewhere with the boards facing each other at an approximate distance of thirty feet apart. Each player is allotted three balls and the balls are of appropriate type in proportion to the hole 6. By compulsion the participants are required to toss the ball underhanded and the object of the game is to toss as many balls as possible into the bag at a point distant from the player. The players may change positions after innings as is done in most games of this general type to promote a fairness of equal advantage to all concerned.

The player or teams scoring the first fifty points by count wins the game. The scoring may be as follows:

Bagging 1 ball scores 1 point

Bagging 2 balls scores 2 points

Bagging 3 balls scores 5 points

It is thought that the description taken in connection with the drawings will enable a clear understanding of the invention to be had. Therefore, a more lengthy description is thought unnecessary.

While the preferred embodiment of the invention has been shown and described, it is to be understood that minor changes coming within the field of the invention claimed may be resorted to if desired.

Having thus described my invention, what I claim as new is:

1. A ball bagging device for use in playing a ball tossing game of the class described, said de-

vice comprising a relatively tall substantially rectangular board adapted, when in playing position, to be maintained in an approximately vertical, slightly inclined position with its lower edge
5 resting on the floor, said board being substantially imperforate throughout its entire area with the exception of a single ball accommodating hole, the hole being formed in the upper central portion of the board and being of comparatively
10 large diameter, a prop in the form of a braced frame having legs of a longitudinal dimension less than the longitudinal dimension of the board, the extreme upper ends of the legs of the frame being hingedly attached to the rear upper por-
15 tion of the board at a point above the top of the ball accommodation hole, foldable link stay devices connected with the intermediate portions of the legs of the frame and adjacent longitudinal edge portions of the board to permit the frame
20 to be folded compactly against the rear side of the board and also to permit the frame to occupy a downwardly diverging position with respect to the board when the latter is in use, and a normally distended self sustaining bag hanging down be-
25 tween the board and frame and having its upper mouth portion attached to the rear side of the

board about and in registration with the ball accommodation hole.

2. A ball bagging device for use in playing a ball tossing game of the class described, said device comprising a board adapted, when in play- 5 ing position, to be maintained in an approximately vertical, slightly inclined position with its lower edge resting on the floor, said board being substantially imperforate throughout its entire area with the exception of a single ball accom- 10 modating hole, the hole being formed in the upper portion of the board and being of comparatively large diameter, a prop in the form of a braced frame hingedly attached to the upper portion of the board at a point above the ball ac- 15 commodation hole, foldable stay devices connected with the intermediate portion of the frame and adjacent portion of the board to permit the frame to be folded compactly against the rear side of the board and also to permit the frame to oc- 20 cupy a downwardly diverging position with respect to the board when the latter is in use, and a bag hanging between the board and frame and having its upper mouth portion attached to the board about the ball accommodation hole. 25

MATTHEW J. DE MASTER.