



US 20150037312A1

(19) **United States**

(12) **Patent Application Publication**  
**Baker et al.**

(10) **Pub. No.: US 2015/0037312 A1**

(43) **Pub. Date: Feb. 5, 2015**

(54) **BINDING PROTEINS TO THE CONSTANT REGION OF IMMUNOGLOBULIN G**

**Publication Classification**

(71) Applicant: **UNIVERSITY OF WASHINGTON THROUGH ITS CENTER FOR COMMERCIALIZATION**, Seattle, WA (US)

(51) **Int. Cl.**  
**C07K 16/00** (2006.01)  
**C12N 9/80** (2006.01)  
**G01N 33/68** (2006.01)  
**A61K 38/50** (2006.01)

(72) Inventors: **David Baker**, Seattle, WA (US); **Sarel Jacob Fleishman**, Rehovot (IL); **Eva-Maria Strauch**, Seattle, WA (US)

(52) **U.S. Cl.**  
CPC ..... **C07K 16/00** (2013.01); **A61K 38/50** (2013.01); **C12N 9/80** (2013.01); **G01N 33/6854** (2013.01); **C12Y 305/01019** (2013.01)  
USPC ..... **424/94.6**; 536/23.2; 435/227; 435/188; 435/320.1; 435/254.2; 435/252.33; 530/387.1; 436/501; 435/7.92

(21) Appl. No.: **14/387,699**

(22) PCT Filed: **Mar. 25, 2013**

(86) PCT No.: **PCT/US2013/033721**

§ 371 (c)(1),  
(2) Date: **Sep. 24, 2014**

(57) **ABSTRACT**

**Related U.S. Application Data**

(60) Provisional application No. 61/615,642, filed on Mar. 26, 2012.

The present invention provides polypeptides that bind to immunoglobulin G and methods for their use.

Figure 1

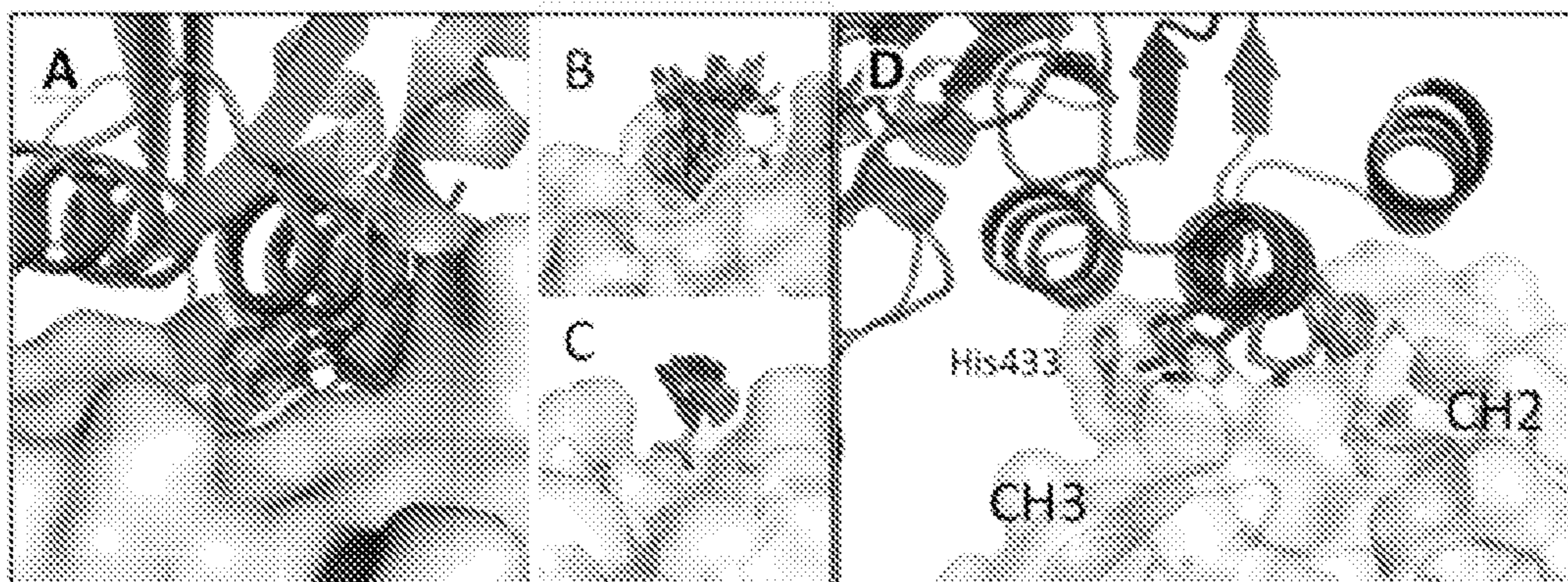


Figure 2:

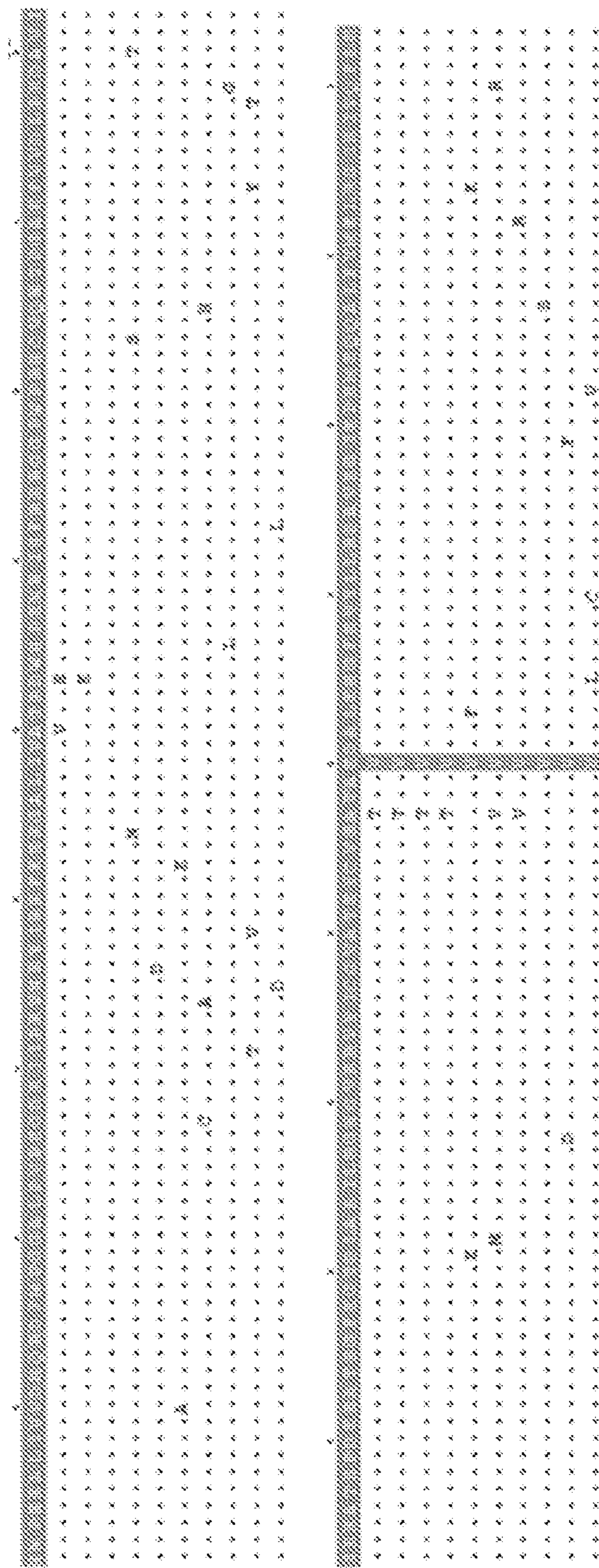




Figure 3A

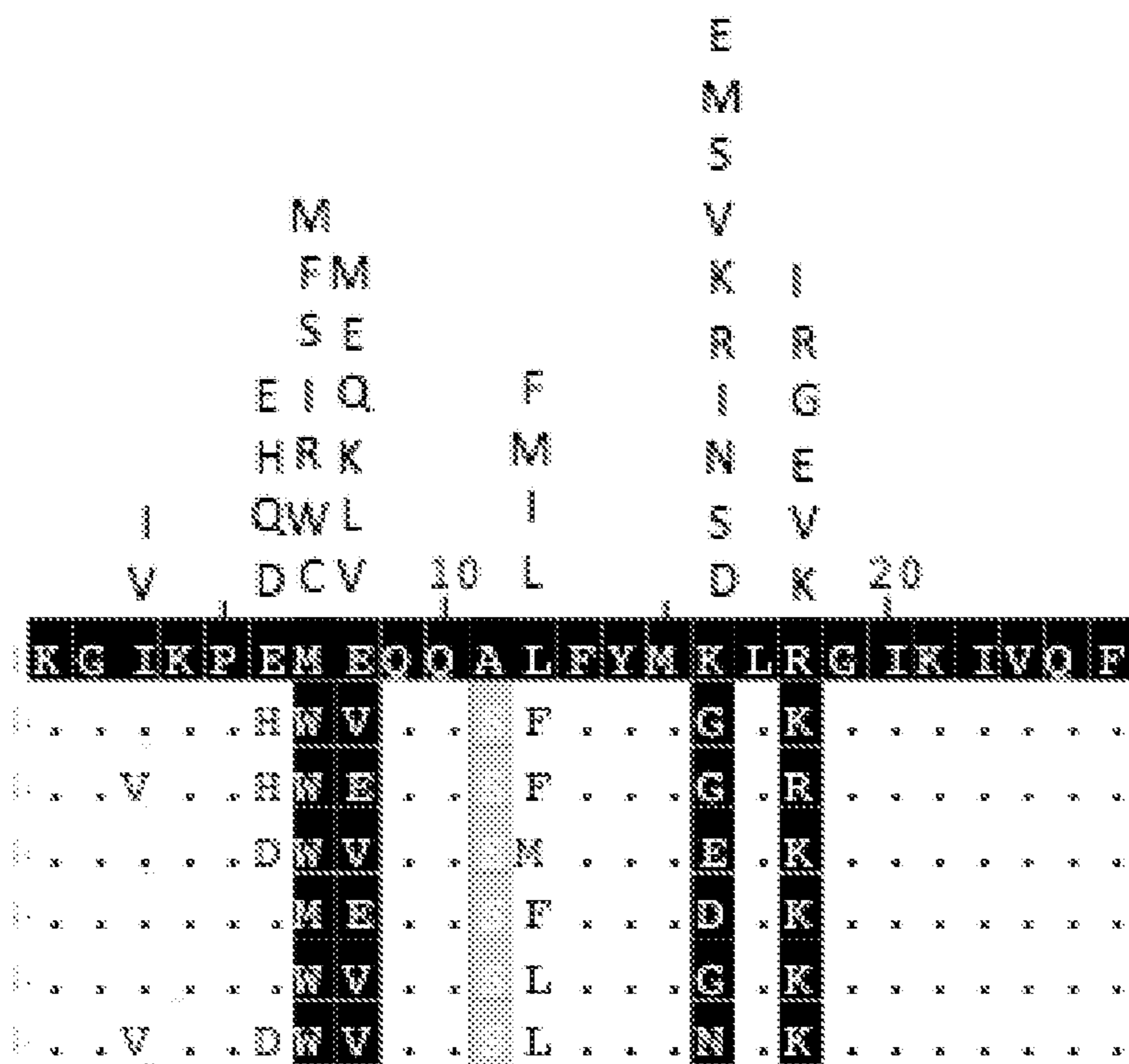
	1	10	20	30	39																													
1. Fc24 translation	S	A	T	A	E	D	A	L	F	G	F	E	V	Y	L	L	D	A	V	G	I	P	E	E	Q	Q	A	L	F	Y	M	L	L	
2. genIII-S4-12-...	S	T	T	A	D	A	L	F	H	G	F	E	V	Y	L	L	D	A	V	G	I	P	V	E	Q	Q	S	F	F	Y	M	L	L	
3. genIII-S4-15-...	S	T	T	A	D	A	L	F	H	G	F	E	V	Y	L	L	D	A	V	G	I	P	V	E	Q	Q	S	F	F	Y	M	L	L	
4. genIII-S4-4-u...	S	T	T	A	D	A	L	F	H	G	F	E	V	Y	L	L	D	A	V	G	I	P	V	E	Q	Q	S	F	F	Y	M	L	L	
5. genIII-S4-16-...	S	T	T	A	D	A	L	F	H	G	F	E	V	Y	L	L	D	A	V	G	I	P	V	E	Q	Q	S	F	F	Y	M	L	L	
6. genIII-S4-11-...	S	T	T	A	A	D	A	L	F	H	G	F	E	V	Y	L	L	D	A	V	G	I	P	V	E	Q	Q	S	F	F	Y	M	L	L
7. genIII-S4-7-u...	A	T	T	A	D	A	L	F	H	G	F	E	V	Y	L	L	D	A	V	G	I	P	V	E	Q	Q	S	F	F	Y	M	L	L	
8. genIII-S4-5-u...	S	T	T	A	D	A	L	F	H	G	F	E	V	Y	L	L	D	A	V	G	I	P	V	E	Q	Q	A	L	F	Y	M	L	L	
9. genIII-S4-6-u...	S	T	T	A	D	A	L	F	H	G	F	E	V	Y	L	L	D	A	V	G	I	P	V	E	Q	Q	S	F	F	Y	M	L	L	
10. genIII-S4-10...	S	T	T	A	D	A	L	F	H	G	F	E	V	Y	L	L	D	A	V	G	I	P	V	E	Q	Q	S	F	F	Y	M	L	L	
11. genIII-S4-2-...	S	T	T	A	D	A	L	F	H	G	F	E	V	Y	L	L	D	A	V	G	I	P	V	E	Q	Q	S	F	F	Y	M	L	L	
12. genIII-S4-13...	S	T	T	A	D	A	L	F	H	G	F	E	V	Y	L	L	D	A	V	G	I	P	V	E	Q	Q	S	F	F	Y	M	L	L	
13. genIII-S4-8-...	S	T	T	A	D	A	L	F	H	G	F	E	V	Y	L	L	D	A	V	G	I	P	V	E	Q	Q	S	F	F	Y	M	L	L	
14. genIII-S4-3-...	S	T	T	A	D	A	L	F	H	G	F	E	V	Y	L	L	D	A	V	G	I	P	V	E	Q	Q	S	F	F	Y	M	L	L	
15. genIII-S4-9-...	S	T	T	A	D	A	L	F	H	G	F	E	V	Y	L	L	D	A	V	G	I	P	V	E	Q	Q	S	F	F	Y	M	L	L	

Figure 3B

	1	10	20	30	39																														
1. Fc24 translation	S	A	T	A	E	D	A	L	F	H	G	F	E	V	Y	L	L	D	A	V	G	I	P	E	E	Q	Q	A	L	F	Y	M	L	L	
2. genIII-S4-39-u...	S	T	T	A	D	A	L	F	H	G	F	E	V	Y	L	L	D	A	V	G	I	K	P	G	M	E	Q	Q	S	F	F	Y	M	L	L
3. genIII-S4-38-u...	S	T	T	A	D	A	L	F	H	G	F	E	V	Y	L	L	D	A	V	G	I	K	P	P	E	Q	Q	S	F	F	Y	M	L	L	
4. genIII-S4-44-u...	S	T	T	A	D	A	L	F	H	G	F	E	V	Y	L	L	D	A	V	G	I	K	P	S	E	Q	Q	S	F	F	Y	M	L	L	
5. genIII-S4-42-u...	S	T	T	A	T	D	A	L	F	H	G	F	E	V	Y	L	L	D	A	V	G	I	K	P	S	E	Q	Q	S	F	F	Y	M	L	L
6. genIII-S4-40-u...	S	T	T	A	D	A	L	F	H	G	F	E	V	Y	L	L	D	A	V	G	I	K	P	M	E	Q	Q	S	F	F	Y	M	L	L	
7. genIII-S4-35-u...	S	T	T	A	D	A	L	F	H	G	F	E	V	Y	L	L	D	A	V	G	I	K	P	P	E	Q	Q	S	F	F	Y	M	L	L	
8. genIII-S4-46-u...	A	T	T	A	D	A	L	F	H	G	F	E	V	Y	L	L	D	A	V	G	I	K	P	M	E	Q	Q	S	F	F	Y	M	L	L	
9. genIII-S4-37-u...	S	T	T	A	D	A	L	F	H	G	F	E	V	Y	L	L	D	A	V	G	I	K	P	V	E	Q	Q	S	F	F	Y	M	L	L	
10. genIII-S4-36-...	S	T	T	A	A	D	A	L	F	H	G	F	E	V	Y	L	L	D	A	V	G	I	K	P	A	E	Q	Q	S	F	F	Y	M	L	L
11. genIII-S4-45-...	S	T	T	A	D	A	L	F	H	G	F	E	V	Y	L	L	D	A	V	G	I	K	P	T	E	E	Q	Q	S	F	F	Y	M	L	L
12. genIII-S4-48-...	S	T	T	A	D	A	L	F	H	G	F	E	V	Y	L	L	D	A	V	G	I	K	P	T	E	E	Q	Q	S	F	F	Y	M	L	L
13. genIII-S4-47-...	S	T	T	A	D	A	L	F	H	G	F	E	V	Y	L	L	D	A	V	G	I	K	P	T	E	E	Q	Q	S	F	F	Y	M	L	L
14. genIII-S4-43-...	S	T	T	A	D	A	L	F	H	G	F	E	V	Y	L	L	D	A	V	G	I	K	P	P	E	E	Q	Q	S	F	F	Y	M	L	L



Figure 4



## BINDING PROTEINS TO THE CONSTANT REGION OF IMMUNOGLOBULIN G

### CROSS-REFERENCE

[0001] This application claims priority to U.S. Provisional Patent Application Ser. No. 61/615,642, filed Mar. 26, 2012, incorporated by reference herein in its entirety

### STATEMENT REGARDING FEDERALLY SPONSORED RESEARCH

[0002] This invention was made with government support under grant number HDTRA1-10-0040 awarded by the Defense Threat Reduction Agency. The government has certain rights in the invention.

### BACKGROUND

[0003] Recombinant monoclonal antibodies and Fc-fusion proteins have become an important class of biological pharmaceuticals and research reagents. Their manufacture typically involves mammalian cells as the expression host and affinity chromatography as a key purification step. While upstream processes such as cell-line development and engineering have significantly enhanced antibody yields, the downstream purification steps remain expensive and reduce productivity. The vast majority of antibody purification pipelines employ a Protein A-based purification step, which contributes to the majority of the raw-material costs<sup>1,2</sup>. Antibody elution from a Protein A column is typically achieved by lowering the pH to 3. However, at such low pH, aggregation and denaturation of the antibody and of Fc-fusion proteins can easily occur.

### SUMMARY OF THE INVENTION

[0004] In a first aspect, the present invention provides polypeptides comprising or consisting of an amino acid sequence of general formula 1 Z1-Z2-Z3 (SEQ ID NO: 1), wherein

[0005] Z1 is a peptide with an amino acid sequence according to general formula 2: X1-S-X2 (SEQ ID NO: 2), wherein

[0006] X1 is any four amino acids; and

[0007] X2 is any nine amino acids;

[0008] Z2 is a peptide of between 17 and 50 amino acid residues; and

[0009] Z3 is a peptide with an amino acid amino acid sequence according to general formula 3: B1-Q-B2-F-Y-B3 (SEQ ID NO: 3)

[0010] B1 is any four amino acids;

[0011] B2 is any two amino acids; and

[0012] B3 is any four amino acids.

[0013] In one embodiment, X2 may be R-X10 (SEQ ID NO: 50), wherein X10 is any 8 amino acids. In another embodiment, X2 may be a peptide of general formula 4: R-J1-V-J2 (SEQ ID NO: 4), wherein

[0014] J1 is any two amino acids; and

[0015] J2 is any five amino acids.

[0016] In one embodiment, X2 may be RTA(X3)D(A/F)(L/R/K)(K/L)H (SEQ ID NO: 5); wherein X3 is any amino acid.

[0017] In a further embodiment, B1 may be (T/S/R/M/P/W/V)(M/F)(E/M/K/L/V)(Q) (SEQ ID NO: 6). In another embodiment, B2 may be (S/A)(F/L/M/I). In a still further embodiment, B3 may be M(B4)(L/W)(R/K) (SEQ ID NO: 7), wherein B4 is any amino acid. In another embodiment, the polypeptides comprise an amino acid sequence of general

formula 5, Z4-Z1-Z2-Z3 (SEQ ID NO: 8), wherein Z4 is a peptide of at least between 100-200 amino acids in length.

[0018] In another aspect, the invention provides pharmaceutical compositions comprising the polypeptide of any embodiment of the invention and a pharmaceutically acceptable carrier.

[0019] In a further aspect, the invention provides compositions, comprising the polypeptide of any embodiment of the invention bound to a solid support.

[0020] In another aspect, the present invention provides isolated nucleic acids, encoding the polypeptide of any embodiment of the invention. In a further aspect, the invention provides recombinant expression vectors comprising a nucleic acid of the invention operatively linked to a promoter. In a still further aspect, the invention provides recombinant host cells, comprising the recombinant expression vector of the invention.

[0021] In a further aspect, the invention provides methods for purifying antibodies, comprising

[0022] (a) contacting a sample comprising antibodies or Fc fusion proteins with one or more polypeptides according to any embodiment of the invention under suitable conditions for binding of antibodies in the sample to the one or more polypeptides to form antibody-polypeptide complexes; and

[0023] (b) dissociating the antibody from the antibody-polypeptide complexes, to isolate the antibody.

[0024] In a still further aspect, the invention provides methods for detection of an antibody in a sample, comprising

[0025] (a) contacting a sample comprising antibodies or Fc fusion proteins with one or more polypeptides according to any embodiment of the invention under suitable conditions for binding of antibodies or Fc fusion protein in the sample to the one or more polypeptides to form antibody-polypeptide complexes; and

[0026] (b) detecting the antibody-polypeptide complexes.

### DESCRIPTION OF THE FIGURES

[0027] FIG. 1. Design strategy. (A) Phe14 from Protein A (pdb I.D. 116x) with Fc and comparing the binding interactions of Protein A, neonatal Fc receptor (FcRn)<sup>19</sup> and a synthetic peptide isolated through phage display. (B) Docked hotspots derived from Phe14. (C) Inverse rotamers of Gln11. (D) Minimized Protein A B domain called Z34C and model of FcB6 bound to the Fc region of IgG1 (based on 116x).

[0028] FIG. 2. Summary of the first round of affinity improvement; sequence alignment after 3 selections. Sequence contains HM at the N-terminus and LE at the C-terminus which were part of the cloning sites.

[0029] FIGS. 3A and B. Sequence alignments of clones after 4 selections at different pH levels, showing only the sequence stretch that contained mutations from the originally designed sequence.

[0030] FIG. 4. Diversity of C-terminal interface helix (epi2 library), here residues 155-179 are shown. Alignment contains residue combination after 3 rounds of selection, amino acid on top describe the starting diversity. Selections were done around neutral pH. These changes affect binding affinity, but unlikely affect pH sensitivity as this peptide stretch is not the helix peptide stretch next to histidine 433 of the IgG.

### DETAILED DESCRIPTION OF THE INVENTION

[0031] All references cited are herein incorporated by reference in their entirety. Within this application, unless other-



wise stated, the techniques utilized may be found in any of several well-known references such as: *Molecular Cloning: A Laboratory Manual* (Sambrook, et al., 1989, Cold Spring Harbor Laboratory Press), *Gene Expression Technology* (Methods in Enzymology, Vol. 185, edited by D. Goeddel, 1991. Academic Press, San Diego, Calif.), “Guide to Protein Purification” in *Methods in Enzymology* (M. P. Deutscher, ed., (1990) Academic Press, Inc.); *PCR Protocols: A Guide to Methods and Applications* (Innis, et al. 1990. Academic Press, San Diego, Calif.), *Culture of Animal Cells: A Manual of Basic Technique*, 2<sup>nd</sup> Ed. (R. I. Freshney. 1987. Liss, Inc. New York, N.Y.), *Gene Transfer and Expression Protocols*, pp. 109-128, ed. E. J. Murray, The Humana Press Inc., Clifton, N.J.), and the Ambion 1998 Catalog (Ambion, Austin, Tex.).

**[0032]** As used herein, the singular forms “a”, “an” and “the” include plural referents unless the context clearly dictates otherwise. “And” as used herein is interchangeably used with “or” unless expressly stated otherwise.

**[0033]** As used herein, the amino acid residues are abbreviated as follows: alanine (Ala; A), asparagine (Asn; N), aspartic acid (Asp; D), arginine (Arg; R), cysteine (Cys; C), glutamic acid (Glu; E), glutamine (Gln; Q), glycine (Gly; G), histidine (His; H), isoleucine (Ile; I), leucine (Leu; L), lysine (Lys; K), methionine (Met; M), phenylalanine (Phe; F), proline (Pro; P), serine (Ser; S), threonine (Thr; T), tryptophan (Trp; W), tyrosine (Tyr; Y), and valine (Val; V).

**[0034]** All embodiments of any aspect of the invention can be used in combination, unless the context clearly dictates otherwise.

**[0035]** Unless the context clearly requires otherwise, throughout the description and the claims, the words ‘comprise’, ‘comprising’, and the like are to be construed in an inclusive sense as opposed to an exclusive or exhaustive sense; that is to say, in the sense of “including, but not limited to”. Words using the singular or plural number also include the plural and singular number, respectively. Additionally, the words “herein,” “above,” and “below” and words of similar import, when used in this application, shall refer to this application as a whole and not to any particular portions of the application.

**[0036]** The description of embodiments of the disclosure is not intended to be exhaustive or to limit the disclosure to the precise form disclosed. While the specific embodiments of, and examples for, the disclosure are described herein for illustrative purposes, various equivalent modifications are possible within the scope of the disclosure, as those skilled in the relevant art will recognize.

**[0037]** In a first aspect, the present invention provides polypeptides comprising an amino acid sequence of general formula 1 Z1-Z2-Z3 (SEQ ID NO: 1), wherein

**[0038]** Z1 is a peptide with an amino acid sequence according to general formula 2: X1-S-X2 (SEQ ID NO: 2), wherein

**[0039]** X1 is any four amino acids; and

**[0040]** X2 is any nine amino acids;

**[0041]** Z2 is a peptide of between 17 and 50 amino acid residues; and

**[0042]** Z3 is a peptide with an amino acid amino acid sequence according to general formula 3: B1-Q-B2-F-Y-B3 (SEQ ID NO: 3)

**[0043]** B1 is any four amino acids;

**[0044]** B2 is any two amino acids; and

**[0045]** B3 is any four amino acids.

**[0046]** As demonstrated herein, the inventors have computationally designed and prepared polypeptides according to the invention that bind to the Fc (Fragment, crystallizable) constant region of immunoglobulin G (IgG). The recited polypeptide serves as a module that can bind to the IgG Fc region, and thus can be combined with other polypeptide modules to carry out such binding and to add other functionality to as desired for a given purpose. The IgG Fc-binding of the polypeptides of the present invention permits the use of polypeptides of the invention, for example, as an alternative to Protein A in antibody or Fc fusion protein isolation and other assays. Furthermore, in some embodiments, the polypeptides are thermostable and can be purified through heating bacterial cells expressing them at up to 80° C. Therefore, little to no other physical or chemical step is necessary to release the polypeptides from the cells. Centrifugation eliminates cell debris and aggregates. Thus, production could be much less cumbersome and expensive compared to Protein A. The thermostability of the polypeptides likely results in a longer half-life than the conventional Protein A and possibly less proteolytic cleavage.

**[0047]** In one embodiment, Z1 and Z3 represent two different helices that interact with the Fc region of an IgG and are separated by spacer region Z2.

**[0048]** In one embodiment, the X2 is R-X10 (SEQ ID NO: 50), wherein X10 is any 8 amino acids. In this embodiment, Z1 has the sequence X1-S-R-X10 (SEQ ID NO: 9). As described in more detail in the examples that follow, this embodiment provides the added benefit of pH-dependent binding of the polypeptides of the invention to the IgG Fc region. Thus, the polypeptides bind more strongly to the IgG Fc region at one pH compared to another pH, permitting pH dependent fine control for IgG affinity purification and other uses.

**[0049]** In another embodiment, X2 is a peptide of general formula 4: R-J1-V-J2 (SEQ ID NO: 4), wherein

**[0050]** J1 is any two amino acids; and

**[0051]** J2 is any five amino acids. This embodiment provides improved pH dependent binding to the resulting polypeptides, as described in more detail in the examples that follow.

**[0052]** In a further embodiment, X1 is EY(A/C)V (SEQ ID NO: 10). In a still further embodiment, X2 is (R/A/T)TA(X3)DA(L/R/K/F)(K/L)(H/L) (SEQ ID NO: 11); wherein X3 is any amino acid. In other embodiments, X2 is RTA(X3)DA(R/K)KH (SEQ ID NO: 12) or RTAVDALKH (SEQ ID NO: 13). Each of these embodiments is found in specific preferred polypeptides described in the examples that follow, or is a genus of amino acid sequences found in such preferred polypeptides.

**[0053]** In other embodiments, Z1 is selected from the group consisting of

EYCVSATAEDALKH; (SEQ ID NO: 14)

EYCVSRTAVDAKKH; (SEQ ID NO: 15)

EYAVSRTAVDALKH; (SEQ ID NO: 16)

EYCVSRTAVDALKH; (SEQ ID NO: 17)

EY(A/C)VSRTA(E/V/L/M/A/I/T)DALKH; (SEQ ID NO: 18)

EY(A/C)VSRTA(E/V/L/R/M/A)DALKH; (SEQ ID NO: 19)



-continued

EY (A/C) VSRTA (E/V/M/A/I/T) DALKH; (SEQ ID NO: 20)

EY (A/C) VSRTAVDALKH; (SEQ ID NO: 21)

EY (A/C) VSRTA (V/M) DALKH; (SEQ ID NO: 22)

EY (A/C) VSRTAMDALKH; (SEQ ID NO: 23)

EY (A/C) VSRTAADALKH; (SEQ ID NO: 24)

EY (A/C) VSRTAMDALKH; (SEQ ID NO: 25)

EY (A/C) VSRTALDALKH; (SEQ ID NO: 26)

EY (A/C) VSRTAIDALKH; (SEQ ID NO: 27)

EY (A/C) VSRTATDALKH; (SEQ ID NO: 28)

EY (A/C) VSRTAVDALKH (SEQ ID NO: 29)

EYAVSR TAMDALKH; (SEQ ID NO: 30)

EYAVSR TAADALKH; (SEQ ID NO: 31)

EYAVSR TAMDALKH; (SEQ ID NO: 32)

EYAVSR TALDALKH; (SEQ ID NO: 33)

EYAVSR TAIDALKH; (SEQ ID NO: 34)

EYAVSR TATDALKH; (SEQ ID NO: 35)

EYCVSR TAMDALKH; (SEQ ID NO: 36)

EYCVSR TAADALKH; (SEQ ID NO: 37)

EYCVSR TAMDALKH; (SEQ ID NO: 38)

EYCVSR TALDALKH; (SEQ ID NO: 39)

EYCVSR TAIDALKH; (SEQ ID NO: 40)

and

EYCVSR TATDALKH. (SEQ ID NO: 41)

**[0054]** Each of these embodiments represents either specific peptide domains in preferred embodiments described herein, or represents consensus sequences of such preferred embodiments. In a further preferred embodiment, Z1 is EYAVSR TAVDALKH (SEQ ID NO: 16) or EYCVSR TAVDALKH (SEQ ID NO: 17).

**[0055]** The polypeptides of general formula 1 as disclosed above include Z3 as a peptide with an amino acid amino acid sequence according to general formula 3: B1-Q-B2-F-Y-B3 (SEQ ID NO: 3)

**[0056]** B1 is any four amino acids;

**[0057]** B2 is any two amino acids; and

**[0058]** B3 is any four amino acids.

**[0059]** In one embodiment B1 is (T/S/R/M/P/W/V/E)(M/F)(E/M/K/L/V)Q (SEQ ID NO: 42). In a further embodiment, B1 is (T/S/R/M/P/W/V)(M/F)(E/M/K/L/V)Q (SEQ ID NO: 6). In another embodiment, B1 is TFEQ (SEQ ID NO: 43). In a further embodiment, B2 is (S/A)(F/L/M/I). In a still further embodiment, B2 is selected from the group consisting of SF, SL, AF, and AL. Most preferably, B2 is SF. In another embodiment, B3 is M(B4)(L/W)(R/K) (SEQ ID NO: 7), wherein B4 is any amino acid. In one embodiment, B4 is selected from the group consisting of V, L, M, R, and K; this embodiment is preferred for pH 6.5 dependent polypeptide binders. In another embodiment, B4 is selected from the group consisting of S, T, R, K, and H, which is preferred for pH 8 dependent polypeptide binding. In another embodiment,

B3 is selected from the group consisting of MSLK (SEQ ID NO: 44), MTLK (SEQ ID NO: 45) and MKLR (SEQ ID NO: 46); most preferably B3 is MSLK (SEQ ID NO: 44). Each of these embodiments represents either specific peptide domains in preferred embodiments described herein, or represents consensus sequences of such preferred embodiments.

**[0060]** In various further embodiments, Z3 is selected from the group consisting of:

EMEQQAFFYMKLR; (SEQ ID NO: 47)

EMEQQALFYMKLR; (SEQ ID NO: 48)

TFEQQSFFYMSLK; (SEQ ID NO: 49)

(B5) (B6) EQQ (S/A) (F/L) FYM (B7) L (K/R), (SEQ ID NO: 51)

where B5, B6, and B7 are independently any amino acid;

(G/R/S/M/P/W/V/T/R) (M/L/I/A/E/F) EQQ (S/A) (F/L) FYM (B5) L (K/R); (SEQ ID NO: 52)

(V/H/K/W) (M/W/I/L/H) EQQ (S/A) (F/L) FYM (B5) L (K/R); (SEQ ID NO: 53)

EMEQQALFYMKLK; (SEQ ID NO: 54)

VWEQQSFFYMVLLK; (SEQ ID NO: 55)

HWEQQSFFYMLLK; (SEQ ID NO: 56)

HMEQQSFFYMLLK; (SEQ ID NO: 57)

KIEQQSFFYMLLK; (SEQ ID NO: 58)

WLEQQSFFYMLK; (SEQ ID NO: 59)

WLEQQSFFYMLK; (SEQ ID NO: 60)

WLEQQSFFYMLK; (SEQ ID NO: 61)

WLEQQSFFYMLK; (SEQ ID NO: 62)

FLEQQSFFYMLK; (SEQ ID NO: 63)

WHEQQSFFYMLK; (SEQ ID NO: 64)

WHEQQSFFYMLK; (SEQ ID NO: 65)

EMEQQALFYMKLK; (SEQ ID NO: 66)

GMEQQSFFYMLK; (SEQ ID NO: 67)

RLEQQSFFYMTLK; (SEQ ID NO: 68)



-continued

		(SEQ ID NO: 88)	EY (C/A) SATAEDALKHGFVYLLRDAVKGIKPEMEQQALFYMKLR;
SLEQQSFFYMNLK;	(SEQ ID NO: 69)		
		(SEQ ID NO: 89)	EY (C/A) SRTARDALKHGFVYLLRDAVKGIKPWLEQQSFFYMMLK;
MIEQQSFFYMRLK;	(SEQ ID NO: 70)		
		(SEQ ID NO: 90)	EY (C/A) SRTAVDALKHGFVYLLRDAVKGIKPVWEQQSFFYMLK;
PIEQQSFFYMHLK;	(SEQ ID NO: 71)		
		(SEQ ID NO: 91)	EY (C/A) SRTAADALKHGFVYLLRDAVKGIKPWLEQQSFFYMALK;
WLEQQSFFYMHLK;	(SEQ ID NO: 72)		
		(SEQ ID NO: 92)	EY (C/A) SRTAVDALKHGFVYLLRDAVKGIKPWLEQQAFFYMELK;
VLEQQSFFYMDLK;	(SEQ ID NO: 73)		
		(SEQ ID NO: 93)	EY (C/A) SRTAMDALKHGFVYLLRDAVKGIKPFLEQQSFFYMRLK;
WAEQQSFFYMGLK;	(SEQ ID NO: 74)		
		(SEQ ID NO: 94)	EY (C/A) SHTAMDALKHGFVYLLRDAVKGIKPHWEQQSFFYMMLK;
TEEQQSFFYMTLK;	(SEQ ID NO: 75)		
		(SEQ ID NO: 95)	EY (C/A) SHTAVDALKHGFVYLLRDAVKGIKPWLEQQSFFYMRLK;
TFEQQSFFYMSLK;	(SEQ ID NO: 76)		
		(SEQ ID NO: 96)	EY (C/A) SHTAVDALKHGFVYLLRDAVKGIKPWLEQQSFFYMRLK;
RLEQQSFFYMSLK;	(SEQ ID NO: 77)		
		(SEQ ID NO: 97)	EY (C/A) SWTAVDALKHGFVYLLRDAVKGIKPHMEQQSFFYMMLK;
EREQQSFFYMGLK;	(SEQ ID NO: 78)		
		(SEQ ID NO: 98)	EY (C/A) AFTAVDALKHGFVYLLRDAVKGIKPWLEQQSFFYMQLK;
EREQQSFFYMGLK;	(SEQ ID NO: 79)		
		(SEQ ID NO: 99)	EY (C/A) SVTALDALKHGFVYLLRDAVKGIKPWLEQQSFFYMRLK;
HMKQQSFFYMSLR;	(SEQ ID NO: 80)		
		(SEQ ID NO: 100)	EY (C/A) SLTAVDALKHGFVYLLRDAVKGIKPKIEQQSFFYMMLK;
HWVQQSFFYMGLK;	(SEQ ID NO: 81)		
		(SEQ ID NO: 101)	EY (C/A) SLTAVDALKHGFVYLLRDAVKGIKPWHEQQSFFYMLLK;
DWVQQSFMFYMLK;	(SEQ ID NO: 82)		
		(SEQ ID NO: 102)	EY (C/A) SLTAVDALKHGFVYLLRDAVKGIKPWHEQQSFFYMLLK;
DWVQQSFLFYMNLK;	(SEQ ID NO: 83)		
and		(SEQ ID NO: 103)	EY (C/A) SATAEDALKHGFVYLLRDAVKGIKPEMEQQALFYMKLR;
	(SEQ ID NO: 84)		
EWVQQSFLFYMGLK.		(SEQ ID NO: 104)	EY (C/A) SRTAVDALKHGFVYLLRDAVKGIKPTFEQQSFFYMSLK;
		(SEQ ID NO: 105)	EY (C/A) SRTAVDALKHGFVYLLRDAVKGIKPVLEQQSFFYMDLK;
		(SEQ ID NO: 106)	EY (C/A) SRTAMDALKHGFVYLLRDAVKGIKPRLEQQSFFYMTLK;
		(SEQ ID NO: 107)	EY (C/A) SRTAVDALKHGFVYLLRDAVKGIKPRLEQQSFFYMSLK;
		(SEQ ID NO: 108)	EY (C/A) SRTAMDALKHGFVYLLRDAVKGIKPTEEQSFFYMTLK;
		(SEQ ID NO: 109)	EY (C/A) SRTAMDALKHGFVYLLRDAVKGIKPTEEQSFFYMTLK;
		(SEQ ID NO: 110)	EY (C/A) SKTATDALKHGFVYLLRDAVKGIKPSLEQQSFFYMRLK;
		(SEQ ID NO: 111)	EY (C/A) STTAIDALKHGFVYLLRDAVKGIKPGMEQQSFFYMILK;
		(SEQ ID NO: 112)	EY (C/A) SLTAVDALKHGFVYLLRDAVKGIKPMIEQQSFFYMRLK;
		(SEQ ID NO: 113)	EY (C/A) SFTAADALKHGFVYLLRDAVKGIKPWAEQQSFFYMGLK;

**[0061]** In the polypeptides of the invention according to general formula 1, Z2 is a peptide of between 17 and 50 amino acid residues. Z2 can be any suitable length between 17-50 amino acids (17-45, 17-40, 17-25, 17-30, 17-25, 17-20, etc.) to permit appropriate spacing between helices Z1 and Z3 for binding to IgG Fc regions. There are no specific amino acid sequence requirements in the Z2 domain, and additional peptide domains can be added within Z2 as desired for a given intended purpose. In one embodiment, Z2 is a peptide of between 17 and 32 amino acids. In one embodiment, Z2 comprises or consists of the amino acid sequence G(F/V)(E/D)(V/G)(Y/C)L(L/F)R(D/E/N)AVKG(I/V/F)KP (SEQ ID NO: 85); this embodiment is based on heat map mutational studies described in the examples that follow. In another embodiment, Z2 comprises or consists of the amino acid sequence GFEVYLLRDAVKG(I/V/F)KP (SEQ ID NO: 86). In a preferred embodiment, Z2 comprises or consists of GFEVYLLRDAVKGIKP (SEQ ID NO: 87). Each of these embodiments represents either specific peptide domains in preferred embodiments described herein, or represents consensus sequences of such preferred embodiments.

**[0062]** In various embodiments, the polypeptides of the invention comprise or consist of a peptide selected from the group consisting of:

-continued

(SEQ ID NO: 114)  
EY(C/A)SWTAMDALKHGFVYLLRDAVKGIKPPIEQQSFFYMHLK;

(SEQ ID NO: 115)  
EY(C/A)SMTAMDALKHGFVYLLRDAVKGIKPSLEQQSFFYMHLK;

(SEQ ID NO: 116)  
EY(C/A)AMTAVDALKHGFVYLLRDAVKGIKPWLEQQSFFYMHLK;

(SEQ ID NO: 117)  
EYCVSRTAVDALKHGFVYLLRDAVKGIKPTFEQQSFFYMSLK;  
and

(SEQ ID NO: 118)  
EYAVSRTAVDALKHGFVYLLRDAVKGIKPTFEQQSFFYMSLK.

**[0063]** Each of these embodiments represents either specific polypeptides in preferred embodiments described herein, or represents consensus sequences of such preferred embodiments. In a preferred embodiment, Z2 comprises or consists of

(SEQ ID NO: 119)  
EY(C/A)VSRTAVDALKHGFVYLLRDAVKGIKPTFEQQSFFYMSLK;

(SEQ ID NO: 117)  
EYCVSRTAVDALKHGFVYLLRDAVKGIKPTFEQQSFFYMSLK;  
or

(SEQ ID NO: 118)  
EYAVSRTAVDALKHGFVYLLRDAVKGIKPTFEQQSFFYMSLK.

**[0064]** In another embodiment, the polypeptides comprise an amino acid sequence of general formula 5, Z4-Z1-Z2-Z3 (SEQ ID NO: 8), wherein Z4 is a second peptide fused to Z1-Z2-Z3 (SEQ ID NO: 1). In this embodiment, the polypeptides of the invention are incorporated into a larger protein scaffold. Such a scaffold can be of any type that does not interfere with the polypeptide's ability to bind to IgG Fc regions. As noted above, the polypeptides of the invention serve as a module that can bind to the IgG Fc region, and thus can be combined with other polypeptide modules to carry out such binding and to add other functionality to as desired for a given purpose.

**[0065]** It will be understood that Z4 can be of any length; this embodiment permits any added functionality to be added to the polypeptides of the invention as desired for a given purpose. In one embodiment, Z4 is at least between 100-200 amino acids in length. As described in the examples herein, the inventors used the pyrazinamidase from the hyperthermophilic organism *Pyrococcus horikoshii* as a starting point for computational design of IgG Fc binders. As will be apparent to those of skill in the art, any other suitable starting protein could have been used to design the IgG Fc binding functionalities of the polypeptides of the invention. In one exemplary embodiment, Z4 is a second polypeptide comprising or consisting of the amino acid sequence:

(SEQ ID NO: 120)  
PXXXALIVIDMQNDFV(S/-)(X/-)(X/-)PGGPLXVPGG

EXIIXXINXLLXAAR(F/-)XXG(X/-)(X/-)IPVVXTRDWH(X/

-)(Q/-)PENHISFXXDXGP(K/-)(Z/-)(P/-)(X/-)(X/

-)(T/-)(X/-)(X/-)(X/-)(X/-)(X/-)(X/-)(X/-)(X/

-)(G/-)(D/-)(D/-)(S/-)(T/-)(Q/-)(E/-)(G/-)(X/

-continued

-(L/-)WPPHXVQGXGAE LXPL(G/-)(I/-)(F/)(Y/-)(A/)

(P/-)QEGD(X/-)(X/-)(X/-)XVIXKXFXTDXXXYSAFXG

TD(X/-)(X/-)(X/-)(X/-)(T/-)(G/-)LXXXLRERGV

TVIVXGVAT;

**[0066]** wherein "X" means any amino acid and "-" means that the position may be absent.

**[0067]** This embodiment is based on a consensus sequence of proteins with structural similarity to *Pyrococcus horikoshii* pyrazinamidase. Several proteins with similar enzymatic functionality as the activity of the *Pyrococcus horikoshii* pyrazinamidase, have almost identical backbone structure. The sequence similarity diverges easily so that even though only 22% identity might exist, two proteins of this family have almost an identical backbone structure. Thus, a scaffold protein based on the *Pyrococcus horikoshii* pyrazinamidase can be easily replaced by one of its structural homologues.

**[0068]** In another embodiment, Z4 may comprise or consist of an amino acid sequence with at least 90% identity (i.e.: at least 90%, 92%, 95%, 96%, 97%, 98%, 99%, or 100% identical) to an amino acid sequence selected from the group consisting of:

>1IM5: A|PDBID|CHAIN|SEQUENCE (SEQ ID NO: 121)  
(M/)PEEALIVVDMQRFMPGGALPVPEGDKIIPKVNEYIRKFKKAL  
IVATRDWHPENHISFRERGGPWRHCVQNTPGAEEVVDLPEDAVIISKA  
TEPDKEAYSGFEGTDLAKILRGNGVKRVIICGVAT;

>3R2J: A|PDBID|CHAIN|SEQUENCE (SEQ ID NO: 122)  
(M/)(A/)(H/)(H/)(H/)(H/)  
(H/)(H/)VGTGSNDDDDKSPDPPTLCVTVSSTTDVLIIDM  
QVDFLAPGGSLLHVKGGEALLDGINAVSSQLPFRYQVATQDWHPENHCSF  
VTHGGPWPWHCVQGSAGALHAGLHTQRINAVIRKGVTTQADSYSFAFVE  
DNGVSTGLAGLLHSIGARRV FVCGVAY;

>3EEF: A|PDBID|CHAIN|SEQUENCE (SEQ ID NO: 123)  
MKPALVVVDMVNEFIHGRLATPEAMKTVGPARKVIETFRSGLPVVYVN  
DSHYDDEIRIWRHSMKGGDSEVIDEIRPSAGDYVLEKHAYSFGYF  
TNLDMILRANGIDTVVLIGLDA;

>2WTA: A|PDBID|CHAIN|SEQUENCE (SEQ ID NO: 124)  
(M/)(G/)(S/)(S/)(H/)(H/)  
(H/)(H/)(H/)(H/)SSGENLYFQGHMKNKQP  
QNSALVVVDVQNGFTPGGNLAVADADTIPTINQLAGCFENVVLTQDWH  
PDNHISFAANHPGKQPFETIYELDYGSQVLPKHCICQTHDAEFHPLNI  
PTAQLIRKGFHAHIDSYSFAFMEADHTTMTGLTG YLKERGIDTVYV  
VGIAT;

>3V8E: A|PDBID|CHAIN|SEQUENCE (SEQ ID NO: 125)  
MKTILVVDMQNDVFISPLGSLTVPKGEELINPISDLMQDADRDRWHIVVT  
RDWHPSRHISFAKNHKDKPEYSTYTYHSRPGDDSTQEGILWVHCVKV  
TWGSQLVDQIMDQVVTKHIKIVDKGFLTDREYYSFAFHDIWNFHKTD MNK  
YLEKHHTDEVYIV GVAL;

>3O94: A|PDBID|CHAIN|SEQUENCE (SEQ ID NO: 126)  
(M/)(G/)(S/)(S/)(H/)(H/)  
(H/)(H/)(H/)(H/)SSGLVPRGSHMTKALISI  
DYTEDFVADSGKLTAGAPAQAISDAISKVTRLAFERGDYIFFTTIDAHEE  
NDCFHPESKLFPPHNLIIGTSGRNLYGDLGIFYQEHGSDSRVFWMDKRHY  
SAFSGTDLDIRLRERRVSTVILTGVLV;



-continued

>3LQY: A|PDBID|CHAIN|SEQUENCE (SEQ ID NO: 127)  
 GMTTENTALLLIDFQNDYFSTYNGAKNPLVGTAAAQAKLLAKFRQ  
 QGLPVVHRHEFPTDEAPFFLPGSDGAKIHPSVAAQEGEAVVLKHQINS  
 FRDIDLKVLDDAGIKKLVIVGAMT;

>2B34: A|PDBID|CHAIN|SEQUENCE (SEQ ID NO: 128)  
 MAARKLIARINPTNSALFVCDLQEKFASNIKYFPEIITTSRRLIDAARI  
 LSIPTIVTEQYPKGLGHTVPTLKEGLAENTPIFDKTKFSMCIPTEDTL  
 KKVQNVILVGLIEA;

>3OQP: A|PDBID|CHAIN|SEQUENCE (SEQ ID NO: 129)  
 GMTTPRRALIVIDVQNEYVTGDLPIEYPDVQSSLANIARAMDAARAAGV  
 PVVIVQNFAPAGSPLFARGSNAGELHPVVSERARDHYVEKSLPSAFTGT  
 DLAGWLAARQIDTLTIVTGYMT);

>2A67: A|PDBID|CHAIN|SEQUENCE (SEQ ID NO: 130)  
 AMKNRALLLIDFQKGIESTPQQLYRLPAVLDDKVNQRIAVYRQHAPIIF  
 VQHEETELPFGSDSWQLFEKLDTPDFIR KTHANAFYQTNLNDLLT  
 EQAVQTLIAGVQT;

>4H17: A|PDBID|CHAIN|SEQUENCE (SEQ ID NO: 131)  
 GMSVPTTMFRLTGRDYPPAKLSHASLIIDAQKEYLSGPKLSGMDEAV  
 ANIARLLDAARKSGRPIIHVRHLGTVGGFRDQPGAGQFIPGLEPLEGE  
 IVIEKRMNPAFKNTKLHETLQELGHLDLIVCGFMS;

>3PL1: A|PDBID|CHAIN|SEQUENCE (SEQ ID NO: 132)  
 MRALIIVDVQNDVCEGSLAVTGGALARAISDYLAEAADYHHVATKD  
 PHIDPGDHFSGTDPYSSWPPHCVSGTADGDFHPSLDTSIAEAVFYKGA  
 YTGAYSGFEGVDENGTPLLNWLRQRGVDEVDVVGIIAT;

>3MCW: A|PDBID|CHAIN|SEQUENCE (SEQ ID NO: 133)  
 GMPAPLRFSSDKPLLLLIDMQQAVDDPSWGPVPRNHPQAEQACAGLLQAWR  
 ARGPLIHIRHDSVEPNSTYRPGQGHAFKPEVEPRPGETVIAKQTNLSA  
 FIGTGLEALLRANGWLELVVAGVST;

>1YZV: A|PDBID|CHAIN|SEQUENCE (SEQ ID NO: 134)  
 (M/-) (A/-) (S/-) (S/-)H/-) (H/-)  
 (H/-) (H/-) (H/-) (H-) MSRLKHYGSKTAFFCC  
 DIQEKFMGRIANSANCVFVANRFAGLHTALGTAHSVYIVTEQYPKGLGA  
 TSADI RLPPDAHVFSSKRFAMLVQVMPVLDLPEVEQVVLWGFET;

>3IRV: A|PDBID|CHAIN|SEQUENCE (SEQ ID NO: 135)  
 MSLAEVNPMSKPLVWRP.INPLRTAVIVVDMQKVFCEPTGALYVKSTADI  
 VQPIQKLLQAAAAQVMVIYLRHIVRGDSDTGRMRDLYPNVDQILARH  
 DPDVEVIEALAPQSDDIVDKLFYSGFHNTDLDTVLRARDVDTIIVCGT  
 VT;

>3HB7: A|PDBID|CHAIN|SEQUENCE (SEQ ID NO: 136)  
 YFQGMAKHAILVIDMLNDFVGEKAPLRCPGGETIIPDLQKIFEWVGRG  
 GDDIHLVHIQEAHRKNDADFRVRPLHAVKGTWGSDFIPELYPQEDYIV  
 QKRRHSGFAHTDLDLYLKEEGIDTVVLTGVWT;

>3KL2: A|PDBID|CHAIN|SEQUENCE (SEQ ID NO: 137)  
 MSLTTSKTRKSGVAMTEKLELDPARTAVLIEYQNEFTSDGGVLHGAVA  
 DVMQHTGMLANTVAVVDAARQAGVPIHAPITFAEGYELTRHPYGILK  
 GVVDGKAFVKGTVGAAI VDELAPVNGDIVIEGKRGDFTFASTNLDFILR  
 SKGVDTIVLGGFL TNC;

>2FQ1: A|PDBID|CHAIN|SEQUENCE (SEQ ID NO: 138)  
 GHMAIPKLQAYALPESHDIPOKVDWAFEPQRAALLIHMQDYFVFSWG  
 ENCPMMEQVIANIAALRDYCKQHNPVYYTAQPKQSDRDLNNDMWG  
 PGLTRSPEQQKVVDRTPDADDTVLVWRYSAFHRSPLQMLKESGRNQ  
 LIITGVYA;  
 and

-continued

>3TG2: A|PDBID|CHAIN|SEQUENCE (SEQ ID NO: 139)  
 MAIPKIASYPLVSLPTNKVDWRIDASRAVLLIHNMQEYFVHYFDSQAE  
 PIPSLIKHIQQLKAHAKQAGIPVVYTAQPANQDPAERALLSDFWGPGLS  
 EETAIAPLAPESGDVQLTKWRYSAFKKSPLLDWLRETGRDQLIITGV  
 YA.

**[0069]** Each of these embodiments represents the N-termi-  
 nal portion of a specific protein with structural similarity to  
*Pyrococcus horikoshii* pyrazinamidase; thus, each corre-  
 sponds to the region of the *Pyrococcus horikoshii* pyrazina-  
 midase that is not needed for the IgG Fc binding function of  
 the polypeptides of the invention, but may help to provide  
 structural features that provide improved binding.

**[0070]** In one specific embodiment, Z4 comprises or con-  
 sists of

>1IM5: A|PDBID|CHAIN|SEQUENCE (SEQ ID NO: 140)  
 PEEALIVVDMQRDFMPGGALPVPEGDKIIPKVNEYIRKFKEKGALIVA  
 TRDWHPENHISFRERGGPWRHCVQNTPGAEFVVDLPEDAVIISK  
 ATEPDKEAYSGFEGTDLAKILRGNGVKRVYICGVAT.

**[0071]** In another embodiment, the polypeptides of the  
 invention comprise or consist of a polypeptide with an amino  
 acid sequence with at least 90% identity (i.e.: at least 90%,  
 92%, 95%, 96%, 97%, 98%, 99%, or 100% identical) to an  
 amino acid sequence selected from the group consisting of:

Original computationally designed sequence:  
 (SEQ ID NO: 141)  
 PEEALIVVDMQRDFMPGGALPVPEGDKIIPKVNEYIRKFKEKGALIVAT  
 RDWHPENHISFRERGGPWRHCVQNTPGAEFVVDLPEDAVIISKATEPD  
 KEAYSGFEGTDLAKILRGNGVKRVYICGVATEYCVSATAEDALKHGFV  
 YLLRDAVKGIKPEMEQQAFFYMKLRGKIKIVQF;

Sequence of best binder from round 2: FcB6.cons1:  
 (SEQ ID NO: 142)  
 PEEALIVVDMQRDFMPGGALPVPEGDKIIPKVNEYIRKFKEKGALIVAT  
 RDWHPENHISFRERGGPWRHCVQNTPGAEFVVDLPEDAVIISKATEPD  
 KEAYSGFEGTDLAKILRGNGVKRVYICGVATEYCVSRTAVDAKKGFEV  
 LLRDAVKGIKPEMEQQALFYMKLRGKIKIVQF;

Sequence of FcB6.1  
 (SEQ ID NO: 143)  
 PEEALIVVDMQRDFMPGGALPVPEGDKIIPKVNEYIRKFKEKGALIVAT  
 RDWHPENHISFRERGGPWRHCVQNTPGAEFVVDLPEDAVIISKATEPD  
 KEAYSGFEGTDLAKILRGNGVKRVYICGVATEYCVSRTAVDAKKGFEV  
 YLLRDAVKGIKPTFEQQSFFYMSLKGKIKIVQF;

Cysteine knock-out version of the enzyme FcB6.1  
 (SEQ ID NO: 144)  
 PEEALIVVDMQRDFMPGGALPVPEGDKIIPKVNEYIRKFKEKGALIVAT  
 RDWHPENHISFRERGGPWRHCVQNTPGAEFVVDLPEDAVIISKATEPD  
 KEAYSGFEGTDLAKILRGNGVKRVYICGVATEYAVSRTAVDAKKGFEV  
 YLLRDAVKGIKPTFEQQSFFYMSLKGKIKIVQF;

**[0072]** Full-length variants selected for binding at pH 6.5:

focusedLib-S4-10  
 (SEQ ID NO: 145)  
 PEEALIVVDMQRDFMPGGALPVPEGDKIIPKVNEYIRKFKEKGALIVATR  
 DWHPENHISFRERGGPWRHCVQNTPGAEFVVDLPEDAVIISKATEPDKE  
 AYSGFEGTDLAKILRGNGVKRVYICGVATEYCVSVTALDALKHGFVYLL  
 RDAVKGIKPVLEQQSFFYMLKGIKIKIVQF;

focusedLib-S4-11  
 (SEQ ID NO: 146)  
 PEEALIVVDMQRDFMPGGALPVPEGDKIIPKVNEYIRKFKEKGALIVATR  
 DWHPENHISFRERGGPWRHCVQNTPGAEFVVDLPEDAVIISKATEPDKE



-continued

AYSGFEGTDLAKILRGNGVKRVYICGVATEYCVSRTAADALKHGFVEYLL  
RDAVKGIKPWLEQQSFFYMALKGKIKIVQF;

focusedLib-S4-12

(SEQ ID NO: 147)

PEEALIVVDMQRDFMPGGALPVPEGDKIIPKVNEYIRKFKEKGALIVATR  
DWHPENHISFRERGGPWPRHCVQNTPGAEFVVDLPEDAVIISKATEPDKE  
AYSGFEGTDLAKILRGNGVKRVYICGVATEYCVSRTAVDALKHGFVEYLL  
RDAVKGIKPWLEQQSFFYMLKGIKIVQF;

focusedLib-S4-13

(SEQ ID NO: 148)

PEEALIVVDMQRDFMPGGALPVPEGDKIIPKVNEYIRKFKEKGALIVATR  
DWHPENHISFRERGGPWPRHCVQNTPGAEFVVDLPEDAVIISKATEPDKE  
AYSGFEGTDLAKILRGNGVKRVYICGVATEYCVSLTAVDALKHGFVEYLL  
RDAVKGIKPWLEQQSFFYMLLKGKIKIVQF;

focusedLib-S4-15

(SEQ ID NO: 149)

PEEALIVVDMQRDFMPGGALPVPEGDKIIPKVNEYIRKFKEKGALIVATR  
DWHPENHISFRERGGPWPRHCVQNTPGAEFVVDLPEDAVIISKATEPDKE  
AYSGFEGTDLAKILRGNGVKRVYICGVATEYCVSHTAMDALKHGFVEYLL  
RDAVKGIKPHWEQQSFFYMLLKGKIKIVQF;

focusedLib-S4-16

(SEQ ID NO: 150)

PEEALIVVDMQRDFMPGGALPVPEGDKIIPKVNEYIRKFKEKGALIVATR  
DWHPENHISFRERGGPWPRHCVQNTPGAEFVVDLPEDAVIIPKATEPDKE  
AYSGFEGTDLAKILRGNGVKRVYICGVATEYCVSLTAVDALKHGFVEYLL  
RDAVKGIKPKIEQQSFFYMLLKGKIKIVQF;

focusedLib-S4-2

(SEQ ID NO: 151)

PEEALIVVDMQRDFMPGGALPVPEGDKIIPKVNEYIRKFKEKGALIVATR  
DWHPENHISFRERGGPWPRHCVQNTPGAEFVVDLPEDAVIISKATEPDKE  
AYSGFEGTDLAKILRGNGVKRVYICGVATEYCVSRTAMDALKHGFVEYLL  
RDAVKGIKPFLEQQSFFYMLLKGKIKIVQF;

focusedLib-S4-3

(SEQ ID NO: 152)

PEEALIVVDMQRDFMPGGALPVPEGDKIIPKVNEYIRKFKEKGALIVATR  
DWHPENHISFRERGGPWPRHCVQNTPGAEFVVDLPEDAVIISKATEPDKE  
AYSGFEGTDLAKILRGNGVKRVYICGVATEYCVSHTAVDALKHGFVEYLL  
RDAVKGIKPWLEQQSFFYMLLKGKIKIVQF;

focusedLib-S4-4

(SEQ ID NO: 153)

PEEALIVVDMQRDFMPGGALPVPEGDKIIPKVNEYIRKFKEKGALIVATR  
DWHPENHISFRERGGPWPRHCVQNTPGAEFVVDLPEDAVIISKATEPDKE  
AYSGFEGTDLAKILRGNGVKRVYICGVATEYCVSHTAVDALKHGFVEYLL  
RDAVKGIKPHMEQQSFFYMLLKGKIKIVQF;

focusedLib-S4-5

(SEQ ID NO: 154)

PEEALIVVDMQRDFMPGGALPVPEGDKIIPKVNEYIRKFKEKGALIVATR  
DWHPENHISFRERGGPWPRHCVQNTPGAEFVVDLPEDAVIISKATEPDKE  
AYSGFEGTDLAKILRGNGVKRVYICGVATEYCVSRTAVDALKHGFVEYLL  
RDAVKGIKPWLEQQAFFYMLKGIKIVQF;

focusedLib-S4-6

(SEQ ID NO: 155)

PEEALIVVDMQRDFMPGGALPVPEGDKIIPKVNEYIRKFKEKGALIVATR  
DWHPENHISFRERGGPWPRHCVQNTPGAEFVVDLPEDAVIISKATEPDKE  
AYSGFEGTDLAKILRGNGVKRVYICGVATEYCVSRTARDALKHGFVEYLL  
RDAVKGIKPWLEQQSFFYMLKGIKIVQF;

focusedLib-S4-7

(SEQ ID NO: 156)

PEEALIVVDMQRDFMPGGALPVPEGDKIIPKVNEYIRKFKEKGALIVATR  
DWHPENHISFRERGGPWPRHCVQNTPGAEFVVDLPEDAVIISKATEPDKE  
AYSGFEGTDLAKILRGNGVKRVYICGVATEYCVSRTAVDALKHGFVEYLL  
RDAVKGIKPWLEQQSFFYMLKGIKIVQF;

focusedLib-S4-8

(SEQ ID NO: 157)

PEEALIVVDMQRDFMPGGALPVPEGDKIIPKVNEYIRKFKEKGALIVATR  
DWHPENHISFRERGGPWPRHCVQNTPGAEFVVDLPEDAVIISKATEPDKE

-continued

AYSGFEGTDLAKILRGNGVKRVYICGVATEYCVSLTAVDALKHGFVEYLL  
RDAVKGIKPWLEQQSFFYMLLKGKIKIVQF;

focusedLib-S4-9

(SEQ ID NO: 158)

PEEALIVVDMQRDFMPGGALPVPEGDKIIPKVNEYIRKFKEKGALIVATR  
DWHPENHISFRERGGPWPRHCVQNTPGAEFVVDLPEDAVIISKATEPDKE  
AYSGFEGTDLAKILRGNGVKRVYICGVATEYCVSHTAVDALKHGFVEYLL  
RDAVKGIKPWLEQQSFFYMLLKGKIKIVQF;

**[0073] Full-length variants selected for binding at pH 8**

focusedLib-S4-35

(SEQ ID NO: 159)

PEEALIVVDMQRDFMPGGALPVPEGDKIIPKVNEYIRKFKEKGALIVATR  
DWHPENHISFRERGGPWPRHCVQNTPGAEFVVDLPEDAVIISKATEPDKE  
AYSGFEGTDLAKILRGNGVKRVYICGVATEYCVSHTAMDALKHGFVEYLL  
RDAVKGIKPIEQQSFFYMLLKGKIKIVQF;

focusedLib-S4-36

(SEQ ID NO: 160)

PEEALIVVDMQRDFMPGGALPVPEGDKIIPKVNEYIRKFKEKGALIVATR  
DWHPENHISFRERGGPWPRHCVQNTPGAEFVVDLPEDAVIISKATEPDKE  
AYSGFEGTDLAKILRGNGVKRVYICGVATEYCVSHTAMDALKHGFVEYLL  
RDAVKGIKPWAEQQSFFYMLLKGKIKIVQF;

focusedLib-S4-37

(SEQ ID NO: 161)

PEEALIVVDMQRDFMPGGALPVPEGDKIIPKVNEYIRKFKEKGALIVATR  
DWHPENHISFRERGGPWPRHCVQNTPGAEFVVDLPEDAVIISKATEPDKE  
AYSGFEGTDLAKILRGNGVKRVYICGVATEYCVSHTAVDALKHGFVEYLL  
RDAVKGIKPVLEQQSFFYMLLKGKIKIVQF;

focusedLib-S4-38

(SEQ ID NO: 162)

PEEALIVVDMQRDFMPGGALPVPEGDKIIPKVNEYIRKFKEKGALIVATR  
DWHPENHISFRERGGPWPRHCVQNTPGAEFVVDLPEDAVIISKATEPDKE  
AYSGFEGTDLAKILRGNGVKRVYICGVATEYCVSHTAMDALKHGFVEYLL  
RDAVKGIKPRLEQQSFFYMLLKGKIKIVQF;

focusedLib-S4-39

(SEQ ID NO: 163)

PEEALIVVDMQRDFMPGGALPVPEGDKIIPKVNEYIRKFKEKGALIVATR  
DWHPENHISFRERGGPWPRHCVQNTPGAEFVVDLPEDAVIISKATEPDKE  
AYSGFEGTDLAKILRGNGVKRVYICGVATEYCVSHTAIDALKHGFVEYLL  
RDAVKGIKPMEQQSFFYMLLKGKIKIVQF;

focusedLib-S4-40

(SEQ ID NO: 164)

PEEALIVVDMQRDFMPGGALPVPEGDKIIPKVNEYIRKFKEKGALIVATR  
DWHPENHISFRERGGPWPRHCVQNTPGAEFVVDLPEDAVIISKATEPDKE  
AYSGFEGTDLAKILRGNGVKRVYICGVATEYCVSLTAVDALKHGFVEYLL  
RDAVKGIKPMIEQQSFFYMLLKGKIKIVQF;

focusedLib-S4-42

(SEQ ID NO: 165)

PEEALIVVDMQRDFMPGGALPVPEGDKIIPKVNEYIRKFKEKGALIVATR  
DWHPENHISFRERGGPWPRHCVQNTPGAEFVVDLPEDAVIISKATEPDKE  
AYSGFEGTDLAKILRGNGVKRVYICGVATEYCVSKTATDALKHGFVEYLL  
RDAVKGIKPSLEQQSFFYMLLKGKIKIVQF;

focusedLib-S4-43

(SEQ ID NO: 166)

PEEALIVVDMQRDFMPGGALPVPEGDKIIPKVNEYIRKFKEKGALIVATR  
DWHPENHISFRERGGPWPRHCVQNTPGAEFVVDLPEDAVIISKATEPDKE  
AYSGFEGTDLAKILRGNGVKRVYICGVATEYCVSHTAVDALKHGFVEYLL  
RDAVKGIKPRLEQQSFFYMLLKGKIKIVQF;

focusedLib-S4-44

(SEQ ID NO: 167)

PEEALIVVDMQRDFMPGGALPVPEGDKIIPKVNEYIRKFKEKGALIVATR  
DWHPENHISFRERGGPWPRHCVQNTPGAEFVVDLPEDAVIISKATEPDKE  
AYSGFEGTDLAKILRGNGVKRVYICGVATEYCVSHTAMDALKHGFVEYLL  
RDAVKGIKPSLEQQSFFYMLLKGKIKIVQF;



-continued

focusedLib-S4-45

(SEQ ID NO: 168)

PEEALIVVDMQRDFMPGGALPVPEGDKIIPKVNEYIRKFKEKGALIVATR  
 DWHPENHISFRERGGPWPRHCVQNTPGAEFVVDLPEDAVIISKATEPDKE  
 AYSGFEGTDLAKILRGNGVKRVYICGVATEYCVSRTAMDALKHGFVYLL  
 RDAVKGIKPTEEQQSFFYMTLKGKIKIVQF;

focusedLib-S4-46

(SEQ ID NO: 169)

PEEALIVVDMQRDFMPGGALPVPEGDKIIPKVNEYIRKFKEKGALIVATR  
 DWHPENHISFRERGGPWPRHCVQNTPGAEFVVDLPEDAVIISKATEPDKE  
 AYSGFEGTDLAKILRGNGVKRVYICGVATEYCVAMTAVDALKHGFVYLL  
 RDAVKGIKPWLEQQSFFYMLHKGKIKIVQF;

focusedLib-S4-47

(SEQ ID NO: 170)

PEEALIVVDMQRDFMPGGALPVPEGDKIIPKVNEYIRKFKEKGALIVATR  
 DWHPENHISFRERGGPWPRHCVQNTPGAEFVVDLPEDAVIISKATEPDKE  
 AYSGFEGTDLAKILRGNGVKRVYICGVATEYCVSRTAVDALKHGFVYLL  
 RDAVKGIKPTFEQQSFFYMSLKGKIKIVQF;

focusedLib-S4-48

(SEQ ID NO: 171)

PEEALIVVDMQRDFMPGGALPVPEGDKIIPKVNEYIRKFKEKGALIVATR  
 DWHPENHISFRERGGPWPRHCVQNTPGAEFVVDLPEDAVIISKATEPDKE  
 AYSGFEGTDLAKILRGNGVKRVYICGVATEYCVSRTAMDALKHGFVYLL  
 RDAVKGIKPTEEQQSFFYMTLKGKIKIVQF.;

(SEQ ID NO: 172)

PEEALIVVDMQRDFMPGGALPVPEGDKIIPKVNEYIRKFKEKGALIVATR  
 DWHPENHISFRERGGPWPRHCVQNTPGAEFVVDLPEDAVIISKATEPDKE  
 AYSGFEGTDLAKILRGNGVKRVYICGVATEYCVSATAEDALKHGFVYLL  
 RDAVKGIKPEEQQSFFYMLKGIKIKIVQF;

(SEQ ID NO: 173)

PEEALIVVDMQRDFMPGGALPVPEGDKIIPKVNEYIRKFKEKGALIVATR  
 DWHPENHISFRERGGPWPRHCVQNTPGAEFVVDLPEDAVIISKATEPDKE  
 AYSGFEGTDLAKILRGNGVKRVYICGVATEYCVSATAEDALKHGFVYLL  
 RDAVKGIKPEEQQSFFYMLKGIKIKIVQF;

(SEQ ID NO: 174)

PEEALIVVDMQRDFMPGGALPVPEGDKIIPKVNEYIRKFKEKGALIVATR  
 DWHPENHISFRERGGPWPRHCVQNTPGAEFVVDLPEDAVIISKATEPDKE  
 AYSGFEGTDLAKILRGNGVKRVYICGVATEYCVSATAEDALKHGFVYLL  
 RDAVKGIKPHMKQQSFFYMSLRGIKIKIVQF;

(SEQ ID NO: 175)

PEEALIVVDMQRDFMPGGALPVPEGDKIIPKVNEYIRKFKEKGALIVATR  
 DWHPENHISFRERGGPWPRHCVQNTPGAEFVVDLPEDAVIISKATEPDKE  
 AYSGFEGTDLAKILRGNGVKRVYICGVATEYCVSATAEDALKHGFVYLL  
 RDAVKGIKPHWVQQSFFYMLKGIKIKIVQF;

(SEQ ID NO: 176)

PEEALIVVDMQRDFMPGGALPVPEGDKIIPKVNEYIRKFKEKGALIVATR  
 DWHPENHISFRERGGPWPRHCVQNTPGAEFVVDLPEDAVIISKATEPDKE  
 AYSGFEGTDLAKILRGNGVKRVYICGVATEYCVSATAEDALKHGFVYLL  
 RDAVKGIKPDWVQQSMFYMLKGIKIKIVQF;

(SEQ ID NO: 177)

PEEALIVVDMQRDFMPGGALPVPEGDKIIPKVNEYIRKFKEKGALIVATR  
 DWHPENHISFRERGGPWPRHCVQNTPGAEFVVDLPEDAVIISKATEPDKE  
 AYSGFEGTDLAKILRGNGVKRVYICGVATEYCVSATAEDALKHGFVYLL  
 RDAVKGIKPDWVQQSLFYMLKGIKIKIVQF;  
 and

(SEQ ID NO: 178)

PEEALIVVDMQRDFMPGGALPVPEGDKIIPKVNEYIRKFKEKGALIVATR  
 DWHPENHISFRERGGPWPRHCVQNTPGAEFVVDLPEDAVIISKATEPDKE  
 AYSGFEGTDLAKILRGNGVKRVYICGVATEYCVSATAEDALKHGFVYLL  
 RDAVKGIKPEWVQQSLFYMLKGIKIKIVQF;

FcB6

(SEQ ID NO: 179)

PEEALIVVDMQRDFMPGGALPVPEGDKIIPKVNEYIRKFKEKGALIVATR  
 DWHPENHISFRERGGPWPRHCVQNTPGAEFVVDLPEDAVIISKATEPDKE  
 AYSGFEGTDLAKILRGNGVKRVYICGVATEYCVSATAEDALKHGFVYLL  
 RDAVKGIKPEMEQQAFFYMLKGIKIKIVQ;

-continued

FcB6.VV

(SEQ ID NO: 180)

PEEALIVVDMQRDFMPGGALPVPEGDKIIPKVNEYIRKFKEKGALIVATR  
 DWHPENHISFRERGGPWPRHCVQNTPGAEFVVDLPEDAVIISKATEPDKE  
 AYSGFEGTDLAKILRGNGVKRVYICGVATEYCVSRTAVDALKHGFVYLL  
 RDAVKGIKPEMEQQALFYMLKGIKIKIVQF;

FcB6.TV

(SEQ ID NO: 181)

PEEALIVVDMQRDFMPGGALPVPEGDKIIPKVNEYIRKFKEKGALIVVTR  
 EWHPENHISFRERGGPWPRHCVQNTPGAEFVVDLPEDAVIISKATEPDKE  
 AYSGFEGTDLAKILRGNGVKRVYICGVATEYCVSRTAVDALKHGFVYLL  
 RDAVKGIKPEMEQQALFYMLKGIKIKIVQF;  
 and

FcB6.Cons2

(SEQ ID NO: 182)

PEEALIVVDMQRDFMPGGALPVPEGDKIIPKVNEYIRKFKEKGALIVATR  
 DWHPENHISFRERGGPWPRHCVQNTPGAEFVVDLPEDAVIISKATEPDKE  
 AYSGFEGTDLAKILRGNGVKRVYICGVATEYCVSRTAVDARKHGFVYLL  
 RDAVKGIKPEMEQQALFYMLKGIKIKIVQF.

**[0074]** As used throughout the present application, the term “polypeptide” is used in its broadest sense to refer to a sequence of subunit amino acids. The polypeptides of the invention may comprise L-amino acids, D-amino acids (which are resistant to L-amino acid-specific proteases in vivo), or a combination of D- and L-amino acids. The polypeptides described herein may be chemically synthesized or recombinantly expressed.

**[0075]** In a further embodiment, the polypeptides of any embodiment of the invention may further comprise a tag, such as a detectable moiety or therapeutic agent. The tag(s) can be linked to the polypeptide through covalent bonding, including, but not limited to, disulfide bonding, hydrogen bonding, electrostatic bonding, recombinant fusion and conformational bonding. Alternatively, the tag(s) can be linked to the polypeptide by means of one or more linking compounds. Techniques for conjugating tags to polypeptides are well known to the skilled artisan. Polypeptides comprising a detectable tag can be used, for example, in detection and/or analytical and/or diagnostic assays. Any suitable detection tag can be used, including but not limited to enzymes, prosthetic groups, fluorescent materials, luminescent materials, bioluminescent materials, radioactive materials, positron emitting metals, and nonradioactive paramagnetic metal ions. The specific tag used will depend on the specific detection/analysis/diagnosis techniques and/or methods used such as flow cytometric detection, scanning laser cytometric detection, fluorescent immunoassays, enzyme-linked immunosorbent assays (ELISAs), radioimmunoassays (RIAs), bioassays (e.g., neutralization assays), Western blotting applications, etc. The polypeptides of the invention can be fused to marker sequences to facilitate purification. Examples include, but are not limited to, the hexa-histidine tag, the myc tag or the flag tag.

**[0076]** In one embodiment, one or more polypeptides of any embodiment or combination of embodiments of the invention can be bound to a solid support. Such solid supports might be porous or nonporous, planar or nonplanar and include, but are not limited to, glass, cellulose, polyacrylamide, nylon, polystyrene, polyvinyl chloride or polypropylene supports. The polypeptides can also, for example, usefully be conjugated to filtration media, such as NHS-, CNBr-, epoxy- or iodoacetyl-activated Sepharose or agarose for purposes of affinity chromatography. They can also usefully be attached to paramagnetic microspheres, typically by biotin-streptavidin interaction, or to microtiter plates. This embodi-



ment provides a general device for instant tethering of any antibody or Fc fusion protein to a solid surface of choice.

**[0077]** In another aspect, the present invention provides pharmaceutical compositions, comprising one or more polypeptides of the invention and a pharmaceutically acceptable carrier. In this embodiment, the polypeptides of the invention may be used as a drug delivery device. The polypeptides of the invention can be conjugated to a specific cargo such as a therapeutic antibody targeting a specific surface receptor, or a therapeutic moiety bound to a targeting antibody (i.e.: where the antibody is provided to target a cell receptor to which the therapeutic moiety is bound). In one non-limiting embodiment, upon endocytosis and pH drop, the polypeptide could release the antibody and can be taken up by the cell whereas the antibody can remain bound to the receptor and will eventually be recycled and surface applied again. Conjugation methods for attaching to antigens and polypeptide are well known in the art and include, but are not limited to, the use of cross-linking agents.

**[0078]** The pharmaceutical compositions of the invention can be used, for example, in the methods of the invention described below. The pharmaceutical composition may comprise in addition to the polypeptide of the invention (a) a lyoprotectant; (b) a surfactant; (c) a bulking agent; (d) a tonicity adjusting agent; (e) a stabilizer; (f) a preservative and/or (g) a buffer.

**[0079]** In some embodiments, the buffer in the pharmaceutical composition is a Tris buffer, a histidine buffer, a phosphate buffer, a citrate buffer or an acetate buffer. The pharmaceutical composition may also include a lyoprotectant, e.g. sucrose, sorbitol or trehalose. In certain embodiments, the pharmaceutical composition includes a preservative e.g. benzalkonium chloride, benzethonium, chlorohexidine, phenol, m-cresol, benzyl alcohol, methylparaben, propylparaben, chlorobutanol, o-cresol, p-cresol, chlorocresol, phenylmercuric nitrate, thimerosal, benzoic acid, and various mixtures thereof. In other embodiments, the pharmaceutical composition includes a bulking agent, like glycine. In yet other embodiments, the pharmaceutical composition includes a surfactant e.g., polysorbate-20, polysorbate-40, polysorbate-60, polysorbate-65, polysorbate-80 polysorbate-85, poloxamer-188, sorbitan monolaurate, sorbitan monopalmitate, sorbitan monostearate, sorbitan monooleate, sorbitan trilaurate, sorbitan tristearate, sorbitan trioleate, or a combination thereof. The pharmaceutical composition may also include a tonicity adjusting agent, e.g., a compound that renders the formulation substantially isotonic or isoosmotic with human blood. Exemplary tonicity adjusting agents include sucrose, sorbitol, glycine, methionine, mannitol, dextrose, inositol, sodium chloride, arginine and arginine hydrochloride. In other embodiments, the pharmaceutical composition additionally includes a stabilizer, e.g., a molecule which, when combined with a protein of interest substantially prevents or reduces chemical and/or physical instability of the protein of interest in lyophilized or liquid form. Exemplary stabilizers include sucrose, sorbitol, glycine, inositol, sodium chloride, methionine, arginine, and arginine hydrochloride.

**[0080]** In a further aspect, the present invention provides isolated nucleic acids encoding a polypeptide of the present invention. The isolated nucleic acid sequence may comprise RNA or DNA. As used herein, "isolated nucleic acids" are those that have been removed from their normal surrounding nucleic acid sequences in the genome or in cDNA sequences. Such isolated nucleic acid sequences may comprise addi-

tional sequences useful for promoting expression and/or purification of the encoded protein, including but not limited to polyA sequences, modified Kozak sequences, and sequences encoding epitope tags, export signals, and secretory signals, nuclear localization signals, and plasma membrane localization signals. It will be apparent to those of skill in the art, based on the teachings herein, what nucleic acid sequences will encode the polypeptides of the invention.

**[0081]** In another aspect, the present invention provides recombinant expression vectors comprising the isolated nucleic acid of any aspect of the invention operatively linked to a suitable control sequence. "Recombinant expression vector" includes vectors that operatively link a nucleic acid coding region or gene to any control sequences capable of effecting expression of the gene product. "Control sequences" operably linked to the nucleic acid sequences of the invention are nucleic acid sequences capable of effecting the expression of the nucleic acid molecules. The control sequences need not be contiguous with the nucleic acid sequences, so long as they function to direct the expression thereof. Thus, for example, intervening untranslated yet transcribed sequences can be present between a promoter sequence and the nucleic acid sequences and the promoter sequence can still be considered "operably linked" to the coding sequence. Other such control sequences include, but are not limited to, polyadenylation signals, termination signals, and ribosome binding sites. Such expression vectors can be of any type known in the art, including but not limited plasmid and viral-based expression vectors. The control sequence used to drive expression of the disclosed nucleic acid sequences in a mammalian system may be constitutive (driven by any of a variety of promoters, including but not limited to, CMV, SV40, RSV, actin, EF) or inducible (driven by any of a number of inducible promoters including, but not limited to, tetracycline, ecdysone, steroid-responsive). The construction of expression vectors for use in transfecting prokaryotic cells is also well known in the art, and thus can be accomplished via standard techniques. (See, for example, Sambrook, Fritsch, and Maniatis, in: *Molecular Cloning, A Laboratory Manual*, Cold Spring Harbor Laboratory Press, 1989; *Gene Transfer and Expression Protocols*, pp. 109-128, ed. E. J. Murray, The Humana Press Inc., Clifton, N.J.), and the Ambion 1998 Catalog (Ambion, Austin, Tex.). The expression vector must be replicable in the host organisms either as an episome or by integration into host chromosomal DNA. In a preferred embodiment, the expression vector comprises a plasmid. However, the invention is intended to include other expression vectors that serve equivalent functions, such as viral vectors.

**[0082]** In a still further aspect, the present invention provides host cells that have been transfected with the recombinant expression vectors disclosed herein, wherein the host cells can be either prokaryotic (such as bacteria) or eukaryotic. The cells can be transiently or stably transfected. Such transfection of expression vectors into prokaryotic and eukaryotic cells can be accomplished via any technique known in the art, including but not limited to standard bacterial transformations, calcium phosphate co-precipitation, electroporation, or liposome mediated-, DEAE dextran mediated-, polycationic mediated-, or viral mediated transfection. (See, for example, *Molecular Cloning: A Laboratory Manual* (Sambrook, et al., 1989, Cold Spring Harbor Laboratory Press; *Culture of Animal Cells: A Manual of Basic Technique*, 2<sup>nd</sup> Ed. (R. I. Freshney. 1987. Liss, Inc. New York, N.Y.). A method of producing a polypeptide according to the invention



is an additional part of the invention. The method comprises the steps of (a) culturing a host according to this aspect of the invention under conditions conducive to the expression of the polypeptide, and (b) optionally, recovering the expressed polypeptide. The expressed polypeptide can be recovered, for example, by heating bacterial cells expressing them to approximately up to 80° C. Therefore, little to no other physical or chemical step is necessary to release the polypeptides from the cells. Centrifugation eliminates cell debris and aggregates.

**[0083]** In another aspect, the invention provide methods for purifying antibodies or Fc fusion proteins, comprising

**[0084]** (a) contacting a sample comprising antibodies or Fc fusion proteins with one or more polypeptides according to any embodiment of the present invention under suitable conditions for binding of antibodies or Fc fusion protein in the sample to the one or more polypeptides to form antibody-polypeptide complexes; and

**[0085]** (b) dissociating the antibody or Fc fusion protein from the antibody-polypeptide or Fc fusion-polypeptide complexes, to isolate the antibody.

**[0086]** The methods of the invention permit improved methods for antibody purification, that do not require the use of Protein A and elution protocols that require lowering the pH to 3, which can lead to aggregation and denaturation of the antibody and of Fc-fusion proteins. For example, the inventors have developed polypeptides that bind strongly to IgG Fc regions at pH 8.0 and much more weakly at pH 5.5. Thus, the binding conditions can comprise, for example contacting the sample comprising antibodies or Fc fusion proteins with the one or more polypeptides at a pH 8, and the conditions for dissociating the antibody from the antibody-polypeptide complexes can comprise dissociating at a pH of about 5.5.

**[0087]** Other suitable conditions to promote binding of antibodies in the sample to one or more polypeptide of the invention can be determined by those of skill in the art, based on the teachings herein. The polypeptides of the invention for use in this aspect may comprise a conjugate as disclosed above, to provide a tag useful for any detection technique suitable for a given assay. Any such tag used will depend on the specific detection/analysis/diagnosis techniques and/or methods used, as discussed above. The methods may be carried in solution, or the polypeptide(s) of the invention may be bound or attached to a solid surface, as discussed above. Based on the teachings herein, it is within the level of skill in the art to determine specific conditions for the various types of diagnostic assays disclosed in this aspect of the invention.

**[0088]** The methods can be used to isolate any antibody (IgG) or Fc fusion proteins of interest, including, but not limited to human IgG1, IgG2 and IgG4, mouse IgG1 and IgG2. As used herein, “antibodies include antibodies fused to any protein or peptide of interest. Any suitable sample that contains antibodies or Fc fusion proteins may be used.

**[0089]** The methods can be used to isolate any antibody or Fc fusion proteins, including but not limited to large scale production/isolation of therapeutic/diagnostic monoclonal antibodies. Similarly, the methods may be used in any type of assay in which isolation of antibodies is desirable, including but not limited to affinity purification of antibodies in large or small scale, Western blot analysis, enzyme linked immunosorbent assays (ELISA), immunohistochemistry (IHC) and other immunoassay protocols, such as immunoprecipitations, where the polypeptides of the invention may be immobilized to a solid surface (such as beads).

**[0090]** In another aspect the present invention comprises methods for detection of an antibody in a sample, comprising

**[0091]** (a) contacting a sample comprising antibodies or Fc fusion proteins with one or more polypeptides according to any embodiment of the present invention under suitable conditions for binding of antibodies or Fc fusion protein in the sample to the one or more polypeptides to form antibody-polypeptide complexes; and

**[0092]** (b) detecting the antibody-polypeptide complexes.

**[0093]** This aspect of the invention can be used in any assay where detection of an antibody in a sample is desirable, whether antibody detection is the primary goal of the assay, or where the antibody to be detected is a marker for a protein of interest in the sample. Any suitable sample that may contain the antibody to be detected can be used, including but not limited to clinical samples (blood, plasma, serum, urine, semen, tissue samples, tissue sections, ascites fluid etc.), environmental samples, experimental samples (i.e.: research laboratory use), etc.

**[0094]** The inventors have developed polypeptides that bind strongly to IgG Fc regions at pH 8.0 and much more weakly at pH 5.5, as well as they developed IgG Fc binders that bind less pH sensitive. Thus, for the pH sensitive binder, binding conditions can comprise, for example contacting the sample comprising antibodies or Fc fusion proteins with one or more polypeptides at a pH 8, and the conditions for dissociating the antibody from the antibody-polypeptide complexes can comprise dissociating at a pH of about 5.5. Other suitable conditions to promote binding of antibodies in the sample to one or more polypeptide of the invention can be determined by those of skill in the art, based on the teachings herein. In one embodiment, wash steps are included to facilitate removal of unbound antibody prior to detection.

**[0095]** The polypeptides of the invention for use in this aspect may comprise a conjugate as disclosed above, to provide a tag useful for any detection technique suitable for a given assay. Any such tag used will depend on the specific detection/analysis/diagnosis techniques and/or methods used, as discussed above. The methods may be carried in solution, or the polypeptide(s) of the invention may be bound or attached to a solid surface, as discussed above. In one embodiment, one or more polypeptides of any embodiment or combination of embodiments of the invention can be bound to a solid support. Such solid supports might be porous or non-porous, planar or nonplanar and include, but are not limited to, glass, latex, cellulose, polyacrylamide, nylon, polystyrene, polyvinyl chloride or polypropylene supports. The polypeptides can also, for example, usefully be conjugated to filtration media, such as NHS-, CNBr-, epoxy- or iodoacetyl-activated Sepharose or agarose for purposes of affinity chromatography. They can also usefully be attached to paramagnetic microspheres, typically by biotin-streptavidin interaction, or to microtiter plates or beads made of material listed above. This embodiment provides a general device for instant tethering of any antibody or Fc fusion protein to a solid surface of choice.

**[0096]** Based on the teachings herein, it is within the level of skill in the art to determine specific conditions for the various types of diagnostic/detection assays disclosed in this aspect of the invention. Detection of immunocomplex formation can be accomplished by standard detection techniques, such as but not limited to standard techniques used to detect fluorescent dyes, enzymes, biotin, colloidal gold or radioactive iodine conjugated to the one or more polypeptides.



[0097] In another aspect, the present invention provides methods for drug delivery comprising administering to a subject in need thereof a therapeutically effective amount of a pharmaceutical composition comprising one or more polypeptides of the invention conjugated to a therapeutic antibody to treat a disorder that the subject suffers from. As discussed above, the polypeptides of the invention can act as drug carriers. For example, the polypeptides of the invention can be conjugated to a specific cargo such as a therapeutic antibody targeting a specific surface receptor, or a therapeutic moiety bound to a targeting antibody (i.e.: where the antibody is provided to target a cell receptor to which the therapeutic moiety is bound). In one non-limiting embodiment, upon endocytosis and pH drop, the polypeptide could release the antibody and can be taken up by the cell whereas the antibody can remain bound to the receptor and will eventually be recycled and surface applied again.

[0098] As used herein, a “therapeutically effective amount” refers to an amount of the therapeutic antibody or moiety that is effective for treating the disorder in the subject. The pharmaceutical composition, such as those disclosed above, and can be administered via any suitable route, including orally, parentally, by inhalation spray, rectally, or topically in dosage unit formulations containing conventional pharmaceutically acceptable carriers, adjuvants, and vehicles. The term parenteral as used herein includes, subcutaneous, intravenous, intra-arterial, intramuscular, intrasternal, intratendinous, intraspinal, intracranial, intrathoracic, infusion techniques or intraperitoneally. Dosage regimens can be adjusted to provide the optimum desired response (e.g., a therapeutic or prophylactic response). A suitable dosage range and treatment regimen can be determined by an attending physician.

#### EXAMPLES

[0099] Recombinant monoclonal antibodies and Fc-fusion proteins have become an important class of biological pharmaceuticals and research reagents. Their manufacture typically involves mammalian cells as the expression host and affinity chromatography as a key purification step. While upstream processes such as cell-line development and engineering have significantly enhanced antibody yields, the downstream purification steps remain expensive and reduce productivity. The vast majority of antibody purification pipelines employ a Protein A-based purification step, which contributes to the majority of the raw-material costs<sup>1,2</sup>. Protein A is used in the manufacture of monoclonal antibodies, one of the fastest growing classes of drugs. The annual revenue of therapeutic antibodies is approximately \$44 billion (2011) with expected growth. The vast majority of them are purified through a Protein A column, which contributes to about 35% of the raw cost of the antibodies. Antibody elution from a Protein A column is typically achieved by lowering the pH to 3. However, at such low pH, aggregation and denaturation of the antibody and of Fc-fusion proteins can easily occur.

[0100] pH-dependent binding occurs if protonation of an ionizable residue, such as histidine, shifts the binding equilibrium. Previous efforts to engineer highly pH-dependent protein switches have focused on either the rational introduction of ionizable groups at the interface, often compromising affinity at permissive pH or relied on histidine scanning mutagenesis<sup>3</sup>.

[0101] Computational de novo interface design potentially provides a new way to address this challenge, by focusing design of binding to sites on the target protein that contain

ionizable groups. Our recently reported hot-spot-based design strategy starts by computing an idealized core interaction site (hotspot) and then scans a large set of scaffold proteins for surfaces that can present the hotspot and form stabilizing interactions with the target site<sup>4</sup>. Here, we describe the adaptation of this methodology to develop a highly pH sensitive binding protein.

[0102] We set out to design an Fc binding protein that buries the consensus binding site on Fc and aimed to bury one of the solvent-exposed histidine residues on Fc, assuming that interactions targeting this site would show large pH sensitivity close to physiological relevant levels. The materials and methods used are described below.

We applied hotspot-guided protein interface design<sup>4,5</sup>, using residue interactions from Protein A as binding hotspots<sup>6</sup>, and aimed to generate additional interactions with and around His433 or His310 to achieve pH-dependent binding. We start by generating ensembles of disembodied interaction hotspot residues Gln11, Phe14, and Leu18 from minimized Protein A<sup>6</sup> (FIG. 1A-C), and searched for protein structures that could harbor a combination of these sidechains while focusing on protein scaffolds of solved structure with high expression and solubility.

[0103] 17 designed proteins were expressed on the surface of yeast and binding was assessed by flow cytometry following incubation with 700 nM biotinylated human IgG1 (Rituximab) that had been fluorescently labeled and oligomerized through binding to streptavidin-phycoerythrin (SAPE). 10 designs had detectable binding signals. We decided to focus on the binder codenamed FcB6 which showed the strongest signal, and which was designed to hydrogen bond to both Asn434 and His433, and was thereby an excellent candidate to optimize for pH-dependent binding.

[0104] Herein we disclose novel protein variants that bind to the constant region of IgG antibodies (Fc) and methods for designing them. These variants can be used for the purification of a variety of antibodies and their fusions, and thereby could replace or supplant the role of Protein A. The new Fc binding proteins have been designed de novo. About 850 protein scaffolds were computationally screened and designed for binding to the constant region of an IgG. Several rounds of directed evolution were performed to improve the binding behavior, to optimize affinity and pH dependence.

[0105] The originally computationally designed sequence, starting with a *Pyrococcus horikoshii* pyrazinamidase, is as follows:

FcB6

(SEQ ID NO: 179)

```
PEEALIVVDMQRDFMPGGALPVPEGDKIIPKVNEYIRKFKEKCALIVATR
DWHPENHI SFRERGGPWPRHCVQNTPGAFFVVDLPEDAVIISKATEPDK
EAYSGFEGTDLAKILRNGVVKRVYICGVATEYCVSATAEDALKHGFVYL
LRDAVKGIKPEMEQQAFFYMKLRGIKIVQ
```

[0106] Subsequent sequence alignment that resulted from various diversification and selections refer back to this sequence. After a first round of optimization (“error prone PCR based mutagenesis”), binding affinity improvement was observed as shown in FIG. 2. The top 2 enhanced sequences that came out of the error prone PCR based mutagenesis round are shown below:



FcB6.VV

(SEQ ID NO: 180)

PEEALIVVDMQRDFMPGGALPVPEGDKIIPKVNEYIRKFKKEKGALIVATR  
 DWHPENHISFRERGGPWPRHCVQNTPGAEFVVDLPEDAVIISKATEPDKE  
 AYSGFEGTDLAKILRGNVGRVYICGVATEYCVSVTAVDALKHGFVYLL  
 RDAVKGIKPEMEQQALFYMKLRGIKIVQF;  
 and

FcB6.TV

(SEQ ID NO: 181)

PEEALIVVDMQRDFMPGGALPVPEGDKIIPKVNEYIRKFKKEKGALIVVTR  
 EWHPENHISFRERGGPWPRHCVQNTPGAEFVVDLPEDAVIISKATEPDKE  
 AYSGFEGTDLAKILRGNVGRVYICGVATEYCVSTTAVDALKHGFVYLL  
 RDAVKGIKPEMEQQALFYMKLRGIKIVQF.

**[0107]** The consensus sequence for the error prone PCR based mutagenesis study indicated that positions A135 and E138 were clearly not ideal for the binding to IgG (see alignment, FIG. 2). Hence, we sampled all position for these two positions as well as position 141 and screened this new library, referred to as “consensus” library, by yeast surface display for better binding (“consensus mutagenesis screen”). We discovered that when alanine 135 was allowed to change into all possible amino acids, it preferred to become an arginine. We confirmed again that changing glutamate 138 to valine greatly improves binding affinity. Additionally, L141 could be either a lysine or arginine, with lysine resulting in a better binding.

Top Binders from the Consensus Library:

A135R, E138V and L141K or L141R

Complete Sequences:

**[0108]**

FcB6.Cons1

(SEQ ID NO: 142)

PEEALIVVDMQRDFMPGGALPVPEGDKIIPKVNEYIRKFKKEKGALIVATR  
 DWHPENHISFRERGGPWPRHCVQNTPGAEFVVDLPEDAVIISKATEPDKE  
 AYSGFEGTDLAKILRGNVGRVYICGVATEYCVSR~~T~~AVD~~A~~KKHGFVYLL  
 RDAVKGIKPEMEQQALFYMKLRGIKIVQF;  
 and

FcB6.Cons2

(SEQ ID NO: 182)

PEEALIVVDMQRDFMPGGALPVPEGDKIIPKVNEYIRKFKKEKGALIVATR  
 DWHPENHISFRERGGPWPRHCVQNTPGAEFVVDLPEDAVIISKATEPDKE  
 AYSGFEGTDLAKILRGNVGRVYICGVATEYCVSR~~T~~AVD~~A~~R~~K~~HGFVYLL  
 RDAVKGIKPEMEQQALFYMKLRGIKIVQF.

**[0109]** We next sought to improve binding affinity while optimizing pH dependent binding (pH focused screen”). For optimization of pH dependence, positions within FcB6 that are close to histidine 433 of the binding partner IgG were allowed to vary, this included also maximal variations of the suboptimal positions A135 and E138. The objective was to identify variants that would have different affinities for Fc at different pH levels. The purpose of this will be that the bound antibody or Fc fusion protein could then be easily eluted with small variation of the pH value. Hence the objective of the selection of this library was to identify binders that would bind tight at one pH level, but a lot weaker at others. Sequence alignments for well binding clones at indicated pH levels using a PBS buffer are shown below: Sequences resulting from the yeast surface display selection at pH 6.5 are shown in FIG. 3A and at pH 8 are shown in FIG. 3B.

**[0110]** We then determined the K<sub>d</sub> of exemplary isolated clones for IgG at different pHs. Measurements were taken via

titrations of biotinylated Rituxan (Rituximab) using yeast surface display as discussed in the materials and methods sections. These studies showed that, on average, variants that were isolated at pH 8 did not have optimized binding at pH 6.5, whereas isolates from the lower pH selections (at pH 6.5) tend to bind similarly at either pH. When comparing sequences between the two selection trajectories at the two different pH levels, we quickly could identify clones with different sequence profiles. From the pH 8 screen, we isolated various clones that had several fold poorer binding affinity at pH 6.5 compared to pH 8. Hence, we achieved our objective to identify variants that would have different affinity for the Fc domain at different pH levels. One exemplary clone (FcB6.1) had reasonable affinity (around 2 nM using this assay) and 6-7 fold worse affinity at pH 6.5, and was further characterized.

**[0111]** Our designed protein (FcB6) and its variants are modeled to bind to the consensus region between the CH2 and CH3 domain of the Fc region of IgGs (FIG. 1) and to parts of the CH2 domain that contains histidine 433 and asparagine 434. The computational designed protein uses various residues on a helical structure to bind to the cleft between those two domains, to which other native proteins, such as Protein A, neonatal receptor (FcRn) or the rheumatoid factor bind to. Within this helix sequence (Z3), it uses a glutamine residue to hydrogen bond to the backbone atoms of residue leu251, ile253 and asn434 of the IgG, which are located within the cleft between CH2 and CH3. FcB6 is designed to place a phenylalanine (F167) behind a loop containing the surface exposed Ile253 on the Fc domain. This phenylalanine provides not only van der Waals contact to nearby residues, it also electrostatically favorably interacts with a local helix dipole below the isoleucine-253-containing loop on the IgG. Additionally, FcB6 uses a tyrosine to wedge against the loop that contains histidine 433 at its midpoint. These core residues, next to leu171 (which is slightly less conserved), are highly conserved within FcB6 throughout several selections schemes.

**[0112]** Next to binding to the consensus site, the computational design FcB6, as modeled, provides many new binding contacts to CH2 through a second alpha helix (Z1) that covers the area around histidine 433, which allows for the optimization of pH dependent binding. A very crucial contact is Ser134 of the design, which introduces a buried hydrogen bond to the histidine 433 of Fc. The mutation E138V (as identified through selections) allows to shield-off the solvent from one side, strengthening thereby this hydrogen bond, because exchanges with water molecules become less likely. It also does not have a charge which could interfere with the surface charge on the IgG. The V-shaped valine residue at position 138 fits perfectly next to the above-described tyrosine 168 to encompass the histidine. Other residues are capable of shielding the histidine from the solvent, as selections also indicate, however the valine residue has the best fit and is thereby preferred. Selections also demonstrated that A138, which is located almost above histidine 433, but spatially next to the valine 138 (former E138) when facing the interface with Fc—is preferentially an arginine. The long side chain of the arginine introduces a large area for van der Waals contacts with the histidine, and the positive charge interacts highly beneficially with the negative surface charge of the epitope on Fc. However, as soon as the histidine 433 residues becomes protonated, which happens when lowering the pH level (<~6.5), it also becomes positively charged, thereby



introducing a repulsion between arginine 135 of the design and the now also positively charged histidine. Additionally, the hydrogen bond with serine 134 and the histidine is not possible anymore due to the protonation, which further weakens overall the interaction between IgG and the design, thus making it highly pH sensitive.

Alternatively, mutations at 135 that cover the histidine, but do not have a charge, result in improvements of the binding affinity due to a larger contact area and they can still render the interaction slightly pH sensitive, as the buried hydrogen bond with serine 134 will be still dependent on the protonation state of the histidine 433. Hence interaction that cover and contact the histidine will still produce reasonable binding to the IgG, but with less pH sensitivity.

**[0113]** We also performed deep sequencing analysis of mutagenized and selected clones after mild selection conditions to figure out tolerated residues at different positions. These studies showed that Z2 (as defined above) can be modified as follows:

(SEQ ID NO: 85)

G(F/V) (E/D) (V/G) (Y/C) L(L/F) R(D/E/N) AVKG(I/V/F) KP

**[0114]** The most interesting polypeptides obtained from the pH focused screen are shown below. The binding constant for FcB6.1 was measured to be 33 nM at pH 8 and >1  $\mu$ M at pH 5.5.

Sequence of FcB6.1

(SEQ ID NO: 143)

PEEALIVVDMQRDFMPGGALPVPEGDKIIPKVNEYIRKFKKEKGALIVATR  
DWHPENHISFRERGGPWPRHCVQNTPGAEFVVDLPEDAVIDISKATEPDKE  
AYSGFEGTDLAKILRNGVVKRVYICGVATEYCVSRTAVDALKHGFVYLL  
RDAVKGIKPTFEQQSFFYMSLKGKIKIVQF

**[0115]** And a cysteine knock-out version of the polypeptide:

(SEQ ID NO: 144)

PEEALIVVDMQRDFMPGGALPVPEGDKIIPKVNEYIRKFKKEKGALIVATR  
DWHPENHISFRERGGPWPRHCVQNTPGAEFVVDLPEDAVIDISKATEPDKE  
AYSGFEGTDLAKILRNGVVKRVYICGVATEYAVSRTAVDALKHGFVYLL  
RDAVKGIKPTFEQQSFFYMSLKGKIKIVQF.

**[0116]** Both Protein A and FcB6 present a helix for binding between the CH2 and CH3 domain, and the core interface residues Q164, F167, Y168, M161 and L171 present the same contacts with Fc (FIG. 1D). However, no other amino acid is identical, and FcB6 differs substantially in binding mode from Protein A as most of its additional contacts are with the CH3 domain of Fc and not with CH2. The wild-type protein on which FcB6 is based on the structure of pyrazinamidase of *Pyrococcus horikoshii*<sup>7</sup>, and is completely inert to Fc suggesting that the designed surface mediates binding. Further competition with Protein A completely inhibited binding of FcB6 to the IgG1 Rituxan, indicating that it was indeed binding to the same consensus epitope.

**[0117]** To confirm the designed binding mode and identify possible avenues for improving the computationally designed sequence, we used PCR mutagenesis in concert with one

round of fluorescent-activated cell sorting (FACS) and next-generation sequencing, resulting in a fine-resolution map of the sequence-function landscape<sup>8,9</sup>. We evaluated changes within the C-terminal 52 residues, which contains the binding epitope of FcB6, using Illumina Miseq paired-end sequencing. We simplified the sequence analysis by assuming that all mutations are additive in their contribution to binding, and identified enriched and depleted mutations (data not shown). The core residues, S134, Q164, F167 and Y168, at the designed interface with Fc are highly conserved. The sequence fitness landscape suggests L171 could be switched to Trp; modeling of this substitution shows that it increases the packing density, adding more surface area for binding as well as forming an additional hydrogen bond to Fc Asn315. However, deep sequencing of sort 2 shows depletion of L171W under more stringent selection conditions. Further, two amino acid residues that originated from the wildtype scaffold (K142, K158) were conserved, likely due to contributions to the overall electrostatic complementarity of the complex. The two positions that allow the most substitutions are E135 and A138. Substitutions of these identities were also identified as consensus after 3 rounds of sorting and conventional sequencing (data not shown).

**[0118]** To optimize both binding and pH-dependent behavior, we constructed a library, guided by the deep sequencing data and Rosetta energy calculations, and carried out rounds of selection for increased binding affinity under two different pH conditions (pH 6.5 and 8). In the library, L166 was substituted with a phenylalanine, S124 and A165 were allowed to be either alanine or serine, and E135, A138, K170, E160 and M161 were allowed to be any of the 20 amino acids. Six clones from the 4<sup>th</sup> round of sorting were screened for binding at pH 6.5 and pH 8, and the variant with the largest difference (6-7 fold greater signal at pH 8 than pH 6.5 on the yeast surface) was subjected to more detailed analysis and will be referred to as FcB6.1. FcB6.1 contains the substitution E138V and an additional positive charge, A135R. Structural modeling of the designed variant shows a nearly perfect fit around Fc His433: R135 covers and packs against this residue, and also interacts favorably with the close-by highly negatively charged surface on Fc. Modeling rationalized this choice of substitutions by suggesting that protonation of Fc His433 would considerably reduce binding affinity by eliminating a buried hydrogen bond to Ser134, increasing the cost of desolvation for the histidine, and resulting in charge repulsion between the positive charge of Arg135 of FcB6.1 and the protonated (positively charged) His433. The FcB6.1 variant contains several additional mutations including M161F, which increases the buried hydrophobic surface area at the interface, and reduces the identical residues with Protein A to 3 residues only, and E160T, which reduces the negative charge projected towards CH3.

**[0119]** Protein production yields and stability are key determinants for the usefulness of affinity reagents. FcB6.1 is an attractive candidate in this regard as it is derived from a protein scaffold of a hyperthermophilic organism. FcB6.1 expresses well in *E. coli*, yielding around ~60-70 mg/L in shake flasks without any optimization, and is very stable. CD spectral analysis indicates melting only starts at temperatures higher than 80° C. FcB6.1 can be readily obtained in nearly pure form by subjecting bacteria to 80° C. for 20 min followed by centrifugation. FcB6.1 is stable to urea up to 3 M and guanidine HCl up to 1.5 M guanidine. Also, repeated heating cycles up to 80° C. did not denature the protein. Thus, FcB6.1



has considerable potential utility in chip- or bead-based assays and diagnostics: a simple heating procedure or denaturant wash would allow recovery of the antibody capture agent.

**[0120]** To examine the specificity of FcB6.1, we measured binding to biotinylated human IgG from different subclasses and commonly used IgGs from other species. Binding of the IgGs to the minimized Protein A variant<sup>10</sup> (miniA) was measured for comparison. As expected FcB6.1 binds tightly to human IgG2, IgG4 and IgG1, slightly better than the miniA, and comparably to mouse IgG1 and IgG2a. FcB6.1 only binds weakly to IgG3 (which Protein A does not bind), and unlike Protein A, weakly to rat IgG2a.

**[0121]** Surface plasmon resonance measurements of the purified protein indicated a dissociation constant of around 33 nM to immobilized Rituxan at pH 8.2 and severely reduced affinity (>1  $\mu$ M) at pH 5.5; very favorable characteristics for pH dependent chromatography. To test whether FcB6.1 could serve for affinity purification of IgG molecules, we added a C-terminal cysteine residue accompanied by a short glycine serine linker to couple the protein site-specifically to a resin (SulfoLink, Thermo Scientific). To simulate a possible purification scenario, we spiked an IgG mix (20  $\mu$ g, Innovative<sup>TM</sup> Research) into the supernatant of 293 Freestyle cell culture and incubated it with FcB6.1cys coated resin while rotating (see Methods). Almost complete elution was achieved by dropping the pH to 5.5 to ensure complete protonation of His433 and increasing the salt concentration to 500 mM (instead of commonly used 150 mM). Compared to Protein A, the FcB6.1cys resin allows much milder conditions for elution, which can be crucial for antibodies that tend to aggregate and particularly to Fc-fusion constructs; indeed higher molecular weight aggregates were observed after elution from a Protein A resin under same conditions.

#### Partition of FcB6 and Variants

##### Combinatorial Libraries to Evaluate Changes to One of the Interface Helices: Residues 157-172

**[0122]** To test small changes around the core interface helix that is similar to Protein A (4 residues in the original design, 3 in the FcB6.1 variants), we tested a combinatorial library for binding and found the consensus shown in FIG. 4 after 3 rounds of sorting:

##### Evaluation of pH Dependent Binding Through Point Mutations

**[0123]** To narrow down the residues that are responsible for the high pH sensitivity, we introduced “reverting” mutations to the optimized clone FcB6.1; this means we introduced single mutations back to the original design before optimization. Mutations demonstrated that the A135R and E138V were crucial mutations for pH dependence as well as binding.

FcB6 . 1  
(SEQ ID NO: 144)  
PEEALIVVDMQRDFMPGGALFPVEGDKIIPKVNEYIRKFKKEGALIVATR  
DWHPENHISFRERGGPWRHCVQNTPGAEFVVDLPEDAVIISKATEPDKE  
AYSGFEGTDLAKILRNGVVKRVYICGVATEYAVSRTAVDALKHGFVYLL  
RDAVKGIKPTFEQQSFFYMSLKGKIKIVQF

## SUMMARY

### Two Alpha Helix Peptide Stretches Define the Functional Sites

**[0124]** The interface of FcB6 consists of two alpha helices that bind to the region between CH2 and CH3 domain of an IgG. They can be at any length as long as they are within a certain distance that allows them to interact with each other. The most C-terminal helix (Z1 in general formula 1) buries the crucial histidine 433 of the IgG it binds to. In FcB6.1 (or Fc24.47), this helix contains the sequence

(E130-H143)  
(SEQ ID NO: 17)  
EYCVSRTAVDALKH  
Ra1-Ra2-Ra3-Ra4-Ra5-Ra6-Ra7-Ra8-Ra9-Ra10-Ra11-  
Ra12-Ra13-Ra14

**[0125]** Note: Ra3Cys (C132) used to be the active site residue, it is mutated into Ala for any application, such as affinity chromatography.

**[0126]** The specific residues that are preferred for the pH dependent contact are Ra5 Ser (S134) and Ra6 Arg (R135). Ra9 Val can be replaced but is preferred at this position.

**[0127]** The second helix (Z3 in general formula 1) buries the crucial histidine 433 of the IgG it binds to. This helix contains the information about pH dependent binding. The sequence of this helix in FcB6.1 is

(positions T160-K172)  
(SEQ ID NO: 49)  
TFEQQSFFYMSLK  
Rb1-Rb2-Rb3-Rb4-Rb5-Rb6-Rb7-Rb8-Rb9-Rb10-Rb11-  
Rb12-Rb13

**[0128]** in which Rb2-F, Rb5-Q, Rb8-F and Rb9-Y build the core of the binding interaction

Changes are allowed in helix 2, but it is preferred that residues Rb5, Rb8 and Rb9 are Q, F, and Y, respectively.

**[0129]** In summary, we have demonstrated that computational protein design can be readily employed to design affinity reagents with very favorable characteristics for biotechnology. Here, we targeted the consensus-binding site within the Fc hinge region of an IgG antibody, based on the natural Fc interaction with Protein A, but also introduced specificity for the protonation state of His433. The ability to engineer pH sensitivity will be of benefit for various fields, such as drug delivery, biosensors and as addressed here affinity chromatography.

## Methods

### Computational Methods

**[0130]** The hotspot residues Gln11, Phe14 and Leu18 of the minimized Protein A structure (116 $\times$ ) were excised and the disembodied hydrophobic residues were subjected to small docking perturbations against the Fc surface to generate “hotspot libraries” (FIG. 1B-C, Fig. S1), whereas for the glutamine residue, additional inverse rotameric conformations were computed (FIG. 1C). The same procedure was repeated for tryptophan residues instead of the phenylalanine



and asparagine instead of glutamine resulting in a total of 3 independent residue libraries. To prepare the starting configurations of all 865 preselected structures of our scaffold set<sup>4</sup>, each one of these structures was docked against Fc using patchdock<sup>11</sup>, with the constraint to bury Ile253, Met252, Met428 or Tyr436 using the “knob” features, out of which we sampled the top 100 conformations for 2 different protocols. Two protocols for RosettaScripts<sup>12</sup> were generated, Fc-2stubs.xml and Fc-3stubs.xml (Suppl.), with the first protocol only considering 2 hotspot libraries, the glutamine based stubs and phenylalanine stub set. The second protocol included all three hotspot libraries, the third being derivatives of Leu18 (Fig. S1). To prune the list of resulting designs, next to computed binding energy, shape complementarity<sup>13</sup> (>0.63) was applied calculated using the CCP4 package v. 6.0.2<sup>14</sup>. Beneficial mutations identified via yeast binding selections were computed using FoldIt<sup>15</sup>. Poisson Boltzman electrostatic surface models were computed using APBS<sup>16</sup>.

#### Antibody Biotinylation

**[0131]** All antibodies were biotinylated using SoluLink's biotinylation kit as instructed by the manufacturer.

#### Initial Design Evaluation and Yeast Surface Titrations

**[0132]** Yeast surface display and titrations were done similar as previously described<sup>17</sup>. Yeast cells (EBY100) containing plasmid encoding the designs, were grown overnight at 30° C. in SDCAA medium. For induction, they were subcultured into SGCAA to achieve an O.D. of 1, and grown at 22° C. for 16-20 h. Cells were washed once with PBS containing 0.5% BSA (PBS-BSA), before adding 700 nM biotinylated IgG (Rituximab) into a total volume of 50 µl of the same buffer. Labeling was performed at 4° C. on a rotating platform for 4 h before adding 175 nM streptavidin-PE (Invitrogen) and 4-8 µg/ml FITC labeled anti-Cmyc antibody (ICL labs) for an additional 1 h. Cells were washed once with ice cold PBS-BSA immediately before measuring their fluorescence via an Accuri C6 flow cytometer, data was analyzed using the FlowJo 7.6.1 and 8.8.7 software.

#### Library Constructions

**[0133]** Error prone mutagenesis was achieved through a Mutazyme II DNA polymerase kit (Agilent-Stratagene). 100 ng of the FcB6 gene in pETCON were subjected to 30 cycles of amplification. Mutagenized PCR fragments were co-transformed<sup>18</sup> with linearized pETCON vector<sup>4</sup> into EB100 resulted in 1.5×10<sup>8</sup> variants. 10 individual clones were conventionally sequenced, indicating an average error rate of around 3 nucleotide substitutions per gene. The focused library was constructed through PCR using ultramer oligonucleotides with degenerate codons for the described positions, with upGS and downCmyc primers (Table S2). Resulting two fragments were co-transformed with linearized plasmid. After transformation into yeast, this library contained around 5×10<sup>7</sup> variants.

#### Library Selections

**[0134]** The epPCR library of the original design was incubated while rotating for 4 h at 4° C. with 750 nM biotinylated Rituxan and an additional hour with 187.5 nM streptavidin-PE and 2 µg/ml anti-myc FITC-labeled antibody. 6.17×10<sup>7</sup> cells were examined and 106,000 cells were selected using fluorescence-activated cell sorting on a BD Influx sorter. For

the second, focused library, 4 sorts were performed using 100 nM, 100 nM, 20 nM and 5 nM of biotinylated Rituxan under non-avid conditions<sup>17</sup>.

#### Library Preparation and Next-Generation Sequencing

**[0135]** Plasmids were extracted similarly as previously described<sup>9</sup>. Briefly, around 5×10<sup>7</sup> cells were treated with zymolase 50 U in 400 µl Solution buffer 1 (Zymo Research yeast plasmid miniprep II) and incubated at 37° C. for 4 h and vortexed every hour. Cells were freeze-thawed once and treated as instructed in Zymo kit manual with the exception that lysate was applied to higher-yield columns (QIAGEN, plasmid miniprep kit), followed by plasmid elution with 30 µl EB (QIAGEN). Possible contaminating genomic DNA was eliminated through digestion with ExoI (NEB) and Lambda exonuclease (NEB) as described<sup>9</sup>. After a QIAGEN PCR clean-up step, Illumina adapters and population specific-bar-codes were added through PCR (Suppl.). PCR product was purified through gel extraction (QIAGEN). A total of 330 µl of a 7 pM solution was combined with 270 µl of a 6 pM PhiX v3 control (Illumina) and sequenced with a 300 bp cycle kit V1 using a Miseq (Illumina) with appropriate sequencing primers (Table S1), resulting in a forward and reverse read of the 153 bp long C-terminus. After quality filtering 942,049 sequences of the naïve population were compared to 375,962 of the selected pool.

#### Sequencing Analysis

**[0136]** Sequencing reads were split based on their 8 bp barcode into naïve and sorted population. Pools were treated identically in sequence analysis and quality filtration. Custom scripts were used to align all paired-end reads with both reads above an average Phred quality score above 10. Reads without gaps were merged into a single sequence and differences between sequences resolved using the higher quality score for the read. Sequences were counted and compared through custom python scripts similar to previously reported<sup>8,9</sup>.

#### Cloning, Expression and Purification

**[0137]** FcB6.1 variants were codon optimized using DNAworks using standard *E. coli* codons. Variants were cloned into pET29b using the NdeI and XhoI sites. Point mutations were generated through overlap PCR, and terminal cysteine addition was achieved through extended primers (Table S1). Mutation C132A was introduced through overlap PCR (Table S1). Protein variants were expressed in LB or TB media at 37° C. for 4 or 16 h through induction with 1 mM IPTG. For purification, cells were resuspended in 50 mM Tris 150 mM NaCl buffer, heated to 80° C. for 20 min and debris eliminated through centrifugation. Protein was then applied to a standard Ni-column.

#### Binding Analysis

**[0138]** The affinity of the design variants FcB6.1-C132A was determined using a Biacore T100 that was provided by the Analytical Biopharmacy Core facility. A streptavidin-coated chip (Biacore, Uppsala, Sweden) was coated with 300 RU of biotinylated Rituxan. FcB6.1-C132A was titrated in either TBS-BP (25 mM Tris at pH 8.2 with 0.1% BSA and 0.005% (v/v) P20) or PBS-BP (25 mM PBS at pH 5.5 with 0.1% BSA and (v/v) 0.005% P20). The protein was applied at a flow rate of 100 µl/min with 60 sec for association and 90 sec



for dissociation. For regeneration of the unbound antibody, two cycles of 20 sec at 20  $\mu$ l/min of a 100 mM glycine solution at pH 3 were allowed.

#### Resin Coupling

[0139] A buffer exchanged was performed into 25 mM Tris pH 8.2. 25 mM TCEP was used for at least 1 h at room temperature, to reduce possibly disulfide-bonded dimers. About 3 mg of protein per 1 ml SulfoLink resin material (Thermo Scientific) was incubated following procedures from the instruction manual. Resin was washed with 10 column volumes of 25 mM Tris at pH 8.2 with 500 mM NaCl, followed by 10 column volumes 25 mM Tris pH 8.2 followed by incubation with 50 mM cysteine as instructed by the manufacture's manual. After final wash with Tris-NaCl followed by washing with TBS column was ready to use.

#### IgG Purification

[0140] 20  $\mu$ g of a human IgG mix (Innovative Research, Inc.) was spiked into 1 ml of 293 Freestyle suspension cell supernatant. Suspension cells were harvested after 2 weeks of expressing an unrelated protein, when the cell density reached 2-3 $\times$ 10<sup>6</sup> cells/ml. To adjust the pH of the supernatant, 1/100 of 1 M Tris pH 8.2 were added and the supernatant-IgG mix was incubated while rotating for 30 min at 4° C. 500  $\mu$ l resin was allowed to settle and washed with 10 column volumes TBS at pH 8.2. Antibodies were eluted with 25 mM phosphate buffer with 500 mM NaCl at 5.5, or with 100 mM glycine buffer at pH 3. For comparison to Protein A, an agarose resin (Pierce) was purchased and purification was done in the same manner. The version of FcB6.1 that was tethered to agarose was bound through a C-terminal cysteine that was genetically added through a linker: GGGSCLEHHHHHH (SEQ ID NO: 183).

#### CD Spectrum

[0141] CD data were collected on an Aviv 420 spectrometer. Far-UV CD wavelength scans (260-200 nm) at 25  $\mu$ M protein concentration, with either different urea or guanidine hydrochloride (gua) concentrations, and temperature ranges (25-95° C.) were collected in a 1 mm path length cuvette. Temperature induced protein denaturation was followed by the change in ellipticity at 220 nm in a 1 mm path length cuvette.

#### REFERENCES

[0142] 1. Rathin Das, J. M. Antibody Therapeutics: Product Development, Market Trends, and Strategic Issues. (D&MD Publications, 2004).  
 [0143] 2. Kelley, B. Industrialization of mAb production technology: the bioprocessing industry at a crossroads. *MAbs* 1, 443-452 (2009).

[0144] 3. Murtaugh, M. L., Fanning, S. W., Sharma, T. M., Terry, A. M. & Horn, J. R. A combinatorial histidine scanning library approach to engineer highly pH-dependent protein switches. *Protein Sci* 20, 1619-1631.  
 [0145] 4. Fleishman, S. J. et al. Computational design of proteins targeting the conserved stem region of influenza hemagglutinin. *Science* 332, 816-821.  
 [0146] 5. Fleishman, S. J. et al. Hotspot-Centric De Novo Design of Protein Binders. *J Mol Biol*.  
 [0147] 6. DeLano, W. L., Ultsch, M. H., de Vos, A. M. & Wells, J. A. Convergent solutions to binding at a protein-protein interface. *Science* 287, 1279-1283 (2000).  
 [0148] 7. Du, X. et al. Crystal structure and mechanism of catalysis of a pyrazinamidase from *Pyrococcus horikoshii*. *Biochemistry* 40, 14166-14172 (2001).  
 [0149] 8. Fowler, D. M. et al. High-resolution mapping of protein sequence-function relationships. *Nat Methods* 7, 741-746.  
 [0150] 9. Whitehead, T. A. et al. Optimization of affinity, specificity and function of designed influenza inhibitors using deep sequencing. *Nat Biotechnol* 30, 543-548.  
 [0151] 10. Braisted, A. C. & Wells, J. A. Minimizing a binding domain from protein A. *Proc Natl Acad Sci USA* 93, 5688-5692 (1996).  
 [0152] 11. Schneidman-Duhovny, D., Inbar, Y., Nussinov, R. & Wolfson, H. J. PatchDock and SymmDock: servers for rigid and symmetric docking. *Nucleic Acids Res* 33, W363-367 (2005).  
 [0153] 12. Fleishman, S. J. et al. RosettaScripts: a scripting language interface to the Rosetta macromolecular modeling suite. *PLoS One* 6, e20161.  
 [0154] 13. Lawrence, M. C. & Colman, P. M. Shape complementarity at protein/protein interfaces. *J Mol Biol* 234, 946-950 (1993).  
 [0155] 14. Winn, M. D. et al. Overview of the CCP4 suite and current developments. *Acta Crystallogr D Biol Crystallogr* 67, 235-242.  
 [0156] 15. Cooper, S. et al. Predicting protein structures with a multiplayer online game. *Nature* 466, 756-760.  
 [0157] 16. Baker, N. A., Sept, D., Joseph, S., Holst, M. J. & McCammon, J. A. Electrostatics of nanosystems: application to microtubules and the ribosome. *Proc Natl Acad Sci USA* 98, 10037-10041 (2001).  
 [0158] 17. Chao, G. et al. Isolating and engineering human antibodies using yeast surface display. *Nat Protoc* 1, 755-768 (2006).  
 [0159] 18. Benatuil, L., Perez, J. M., Belk, J. & Hsieh, C. M. An improved yeast transformation method for the generation of very large human antibody libraries. *Protein Eng Des Sel* 23, 155-159.  
 [0160] 19. Martin, W. L., West, A. P., Jr., Gan, L. & Bjorkman, P. J. Crystal structure at 2.8 Å of an FcRn/heterodimeric Fc complex: mechanism of pH-dependent binding. *Mol Cell* 7, 867-877 (2001).

---

#### SEQUENCE LISTING

<160> NUMBER OF SEQ ID NOS: 183  
 <210> SEQ ID NO 1  
 <211> LENGTH: 77  
 <212> TYPE: PRT  
 <213> ORGANISM: Artificial Sequence  
 <220> FEATURE:



-continued

---

```

<223> OTHER INFORMATION: Synthetic
<220> FEATURE:
<221> NAME/KEY: MISC_FEATURE
<222> LOCATION: (1)..(4)
<223> OTHER INFORMATION: X is any amino acid
<220> FEATURE:
<221> NAME/KEY: MISC_FEATURE
<222> LOCATION: (6)..(14)
<223> OTHER INFORMATION: X is any amino acid
<220> FEATURE:
<221> NAME/KEY: MISC_FEATURE
<222> LOCATION: (15)..(64)
<223> OTHER INFORMATION: X is any amino acid
<220> FEATURE:
<221> NAME/KEY: MISC_FEATURE
<222> LOCATION: (32)..(64)
<223> OTHER INFORMATION: X is optinally absent
<220> FEATURE:
<221> NAME/KEY: MISC_FEATURE
<222> LOCATION: (65)..(68)
<223> OTHER INFORMATION: X is any amino acid
<220> FEATURE:
<221> NAME/KEY: MISC_FEATURE
<222> LOCATION: (70)..(71)
<223> OTHER INFORMATION: X is any amino acid
<220> FEATURE:
<221> NAME/KEY: MISC_FEATURE
<222> LOCATION: (74)..(77)
<223> OTHER INFORMATION: X is any amino acid

```

```

<400> SEQUENCE: 1

```

```

Xaa Xaa Xaa Xaa Ser Xaa Xaa Xaa Xaa Xaa Xaa Xaa Xaa Xaa Xaa Xaa
1          5          10         15
Xaa Xaa Xaa Xaa Xaa Xaa Xaa Xaa Xaa Xaa Xaa Xaa Xaa Xaa Xaa
          20         25         30
Xaa Xaa Xaa Xaa Xaa Xaa Xaa Xaa Xaa Xaa Xaa Xaa Xaa Xaa Xaa
          35         40         45
Xaa Xaa Xaa Xaa Xaa Xaa Xaa Xaa Xaa Xaa Xaa Xaa Xaa Xaa Xaa
          50         55         60
Xaa Xaa Xaa Xaa Gln Xaa Xaa Phe Tyr Xaa Xaa Xaa Xaa
65          70          75

```

```

<210> SEQ ID NO 2
<211> LENGTH: 14
<212> TYPE: PRT
<213> ORGANISM: Artificial Sequence
<220> FEATURE:
<223> OTHER INFORMATION: Synthetic
<220> FEATURE:
<221> NAME/KEY: MISC_FEATURE
<222> LOCATION: (1)..(4)
<223> OTHER INFORMATION: X is any amino acid
<220> FEATURE:
<221> NAME/KEY: MISC_FEATURE
<222> LOCATION: (6)..(14)
<223> OTHER INFORMATION: X is any amino acid

```

```

<400> SEQUENCE: 2

```

```

Xaa Xaa Xaa Xaa Ser Xaa Xaa Xaa Xaa Xaa Xaa Xaa Xaa Xaa
1          5          10

```

```

<210> SEQ ID NO 3
<211> LENGTH: 13
<212> TYPE: PRT
<213> ORGANISM: Artificial Sequence
<220> FEATURE:
<223> OTHER INFORMATION: Synthetic
<220> FEATURE:

```



-continued

---

```

<221> NAME/KEY: MISC_FEATURE
<222> LOCATION: (1)..(4)
<223> OTHER INFORMATION: X is any amino acid
<220> FEATURE:
<221> NAME/KEY: MISC_FEATURE
<222> LOCATION: (6)..(7)
<223> OTHER INFORMATION: X is any amino acid
<220> FEATURE:
<221> NAME/KEY: MISC_FEATURE
<222> LOCATION: (10)..(13)
<223> OTHER INFORMATION: X is any amino acid

```

```

<400> SEQUENCE: 3

```

```

Xaa Xaa Xaa Xaa Gln Xaa Xaa Phe Tyr Xaa Xaa Xaa Xaa
1           5           10

```

```

<210> SEQ ID NO 4
<211> LENGTH: 9
<212> TYPE: PRT
<213> ORGANISM: Artificial Sequence
<220> FEATURE:
<223> OTHER INFORMATION: Synthetic
<220> FEATURE:
<221> NAME/KEY: MISC_FEATURE
<222> LOCATION: (2)..(3)
<223> OTHER INFORMATION: X is any amino acid
<220> FEATURE:
<221> NAME/KEY: MISC_FEATURE
<222> LOCATION: (5)..(9)
<223> OTHER INFORMATION: X is any amino acid

```

```

<400> SEQUENCE: 4

```

```

Arg Xaa Xaa Val Xaa Xaa Xaa Xaa Xaa
1           5

```

```

<210> SEQ ID NO 5
<211> LENGTH: 9
<212> TYPE: PRT
<213> ORGANISM: Artificial Sequence
<220> FEATURE:
<223> OTHER INFORMATION: Synthetic
<220> FEATURE:
<221> NAME/KEY: MISC_FEATURE
<222> LOCATION: (4)..(4)
<223> OTHER INFORMATION: X is any amino acid
<220> FEATURE:
<221> NAME/KEY: MISC_FEATURE
<222> LOCATION: (6)..(6)
<223> OTHER INFORMATION: X is A or F
<220> FEATURE:
<221> NAME/KEY: MISC_FEATURE
<222> LOCATION: (7)..(7)
<223> OTHER INFORMATION: X is L, R, or K
<220> FEATURE:
<221> NAME/KEY: MISC_FEATURE
<222> LOCATION: (8)..(8)
<223> OTHER INFORMATION: X is L or K

```

```

<400> SEQUENCE: 5

```

```

Arg Thr Ala Xaa Asp Xaa Xaa Xaa His
1           5

```

```

<210> SEQ ID NO 6
<211> LENGTH: 4
<212> TYPE: PRT
<213> ORGANISM: Artificial Sequence
<220> FEATURE:
<223> OTHER INFORMATION: Synthetic
<220> FEATURE:
<221> NAME/KEY: MISC_FEATURE

```



-continued

---

<222> LOCATION: (1)..(1)  
<223> OTHER INFORMATION: X is T, S, R, M, P, W, E or V  
<220> FEATURE:  
<221> NAME/KEY: MISC\_FEATURE  
<222> LOCATION: (2)..(2)  
<223> OTHER INFORMATION: X is M or F  
<220> FEATURE:  
<221> NAME/KEY: MISC\_FEATURE  
<222> LOCATION: (3)..(3)  
<223> OTHER INFORMATION: X is E, M, k, l, or V

<400> SEQUENCE: 6

Xaa Xaa Xaa Gln  
1

<210> SEQ ID NO 7  
<211> LENGTH: 4  
<212> TYPE: PRT  
<213> ORGANISM: Artificial Sequence  
<220> FEATURE:  
<223> OTHER INFORMATION: Synthetic  
<220> FEATURE:  
<221> NAME/KEY: MISC\_FEATURE  
<222> LOCATION: (2)..(2)  
<223> OTHER INFORMATION: X is any amino acid  
<220> FEATURE:  
<221> NAME/KEY: MISC\_FEATURE  
<222> LOCATION: (3)..(3)  
<223> OTHER INFORMATION: X is L or W  
<220> FEATURE:  
<221> NAME/KEY: MISC\_FEATURE  
<222> LOCATION: (4)..(4)  
<223> OTHER INFORMATION: X is R or K

<400> SEQUENCE: 7

Met Xaa Xaa Xaa  
1

<210> SEQ ID NO 8  
<211> LENGTH: 277  
<212> TYPE: PRT  
<213> ORGANISM: Artificial Sequence  
<220> FEATURE:  
<223> OTHER INFORMATION: Synthetic  
<220> FEATURE:  
<221> NAME/KEY: MISC\_FEATURE  
<222> LOCATION: (1)..(200)  
<223> OTHER INFORMATION: X is any amino acid  
<220> FEATURE:  
<221> NAME/KEY: MISC\_FEATURE  
<222> LOCATION: (101)..(200)  
<223> OTHER INFORMATION: X is optionally absent  
<220> FEATURE:  
<221> NAME/KEY: MISC\_FEATURE  
<222> LOCATION: (201)..(204)  
<223> OTHER INFORMATION: X is any amino acid  
<220> FEATURE:  
<221> NAME/KEY: MISC\_FEATURE  
<222> LOCATION: (206)..(268)  
<223> OTHER INFORMATION: X is any amino acid  
<220> FEATURE:  
<221> NAME/KEY: MISC\_FEATURE  
<222> LOCATION: (232)..(264)  
<223> OTHER INFORMATION: X is optionally absent  
<220> FEATURE:  
<221> NAME/KEY: MISC\_FEATURE  
<222> LOCATION: (270)..(271)  
<223> OTHER INFORMATION: X is any amino acid  
<220> FEATURE:  
<221> NAME/KEY: MISC\_FEATURE  
<222> LOCATION: (274)..(277)  
<223> OTHER INFORMATION: X is any amino acid



-continued

&lt;400&gt; SEQUENCE: 8

Xaa Xaa Xaa Xaa Xaa Xaa Xaa Xaa Xaa Xaa Xaa Xaa Xaa Xaa Xaa Xaa  
 1 5 10 15  
 Xaa Xaa Xaa Xaa Xaa Xaa Xaa Xaa Xaa Xaa Xaa Xaa Xaa Xaa Xaa Xaa  
 20 25 30  
 Xaa Xaa Xaa Xaa Xaa Xaa Xaa Xaa Xaa Xaa Xaa Xaa Xaa Xaa Xaa Xaa  
 35 40 45  
 Xaa Xaa Xaa Xaa Xaa Xaa Xaa Xaa Xaa Xaa Xaa Xaa Xaa Xaa Xaa Xaa  
 50 55 60  
 Xaa Xaa Xaa Xaa Xaa Xaa Xaa Xaa Xaa Xaa Xaa Xaa Xaa Xaa Xaa Xaa  
 65 70 75 80  
 Xaa Xaa Xaa Xaa Xaa Xaa Xaa Xaa Xaa Xaa Xaa Xaa Xaa Xaa Xaa Xaa  
 85 90 95  
 Xaa Xaa Xaa Xaa Xaa Xaa Xaa Xaa Xaa Xaa Xaa Xaa Xaa Xaa Xaa Xaa  
 100 105 110  
 Xaa Xaa Xaa Xaa Xaa Xaa Xaa Xaa Xaa Xaa Xaa Xaa Xaa Xaa Xaa Xaa  
 115 120 125  
 Xaa Xaa Xaa Xaa Xaa Xaa Xaa Xaa Xaa Xaa Xaa Xaa Xaa Xaa Xaa Xaa  
 130 135 140  
 Xaa Xaa Xaa Xaa Xaa Xaa Xaa Xaa Xaa Xaa Xaa Xaa Xaa Xaa Xaa Xaa  
 145 150 155 160  
 Xaa Xaa Xaa Xaa Xaa Xaa Xaa Xaa Xaa Xaa Xaa Xaa Xaa Xaa Xaa Xaa  
 165 170 175  
 Xaa Xaa Xaa Xaa Xaa Xaa Xaa Xaa Xaa Xaa Xaa Xaa Xaa Xaa Xaa Xaa  
 180 185 190  
 Xaa Xaa Xaa Xaa Xaa Xaa Xaa Xaa Xaa Xaa Xaa Xaa Ser Xaa Xaa Xaa  
 195 200 205  
 Xaa Xaa Xaa Xaa Xaa Xaa Xaa Xaa Xaa Xaa Xaa Xaa Xaa Xaa Xaa Xaa  
 210 215 220  
 Xaa Xaa Xaa Xaa Xaa Xaa Xaa Xaa Xaa Xaa Xaa Xaa Xaa Xaa Xaa Xaa  
 225 230 235 240  
 Xaa Xaa Xaa Xaa Xaa Xaa Xaa Xaa Xaa Xaa Xaa Xaa Xaa Xaa Xaa Xaa  
 245 250 255  
 Xaa Xaa Xaa Xaa Xaa Xaa Xaa Xaa Xaa Xaa Xaa Xaa Gln Xaa Xaa Phe  
 260 265 270  
 Tyr Xaa Xaa Xaa Xaa  
 275

&lt;210&gt; SEQ ID NO 9

&lt;211&gt; LENGTH: 14

&lt;212&gt; TYPE: PRT

&lt;213&gt; ORGANISM: Artificial Sequence

&lt;220&gt; FEATURE:

&lt;223&gt; OTHER INFORMATION: Synthetic

&lt;220&gt; FEATURE:

&lt;221&gt; NAME/KEY: MISC\_FEATURE

&lt;222&gt; LOCATION: (1)..(4)

&lt;223&gt; OTHER INFORMATION: X is any amino acid

&lt;220&gt; FEATURE:

&lt;221&gt; NAME/KEY: MISC\_FEATURE

&lt;222&gt; LOCATION: (7)..(15)

&lt;223&gt; OTHER INFORMATION: X is any amino acid

&lt;400&gt; SEQUENCE: 9

Xaa Xaa Xaa Xaa Ser Arg Xaa Xaa Xaa Xaa Xaa Xaa Xaa Xaa



-continued

---

1                    5                    10

<210> SEQ ID NO 10  
<211> LENGTH: 4  
<212> TYPE: PRT  
<213> ORGANISM: Artificial Sequence  
<220> FEATURE:  
<223> OTHER INFORMATION: Synthetic  
<220> FEATURE:  
<221> NAME/KEY: MISC\_FEATURE  
<222> LOCATION: (3)..(3)  
<223> OTHER INFORMATION: X is A or C

<400> SEQUENCE: 10

Glu Tyr Xaa Val

1

<210> SEQ ID NO 11  
<211> LENGTH: 9  
<212> TYPE: PRT  
<213> ORGANISM: Artificial Sequence  
<220> FEATURE:  
<223> OTHER INFORMATION: Synthetic  
<220> FEATURE:  
<221> NAME/KEY: MISC\_FEATURE  
<222> LOCATION: (1)..(1)  
<223> OTHER INFORMATION: X is R, A, or T  
<220> FEATURE:  
<221> NAME/KEY: MISC\_FEATURE  
<222> LOCATION: (4)..(4)  
<223> OTHER INFORMATION: X is any amino acid  
<220> FEATURE:  
<221> NAME/KEY: MISC\_FEATURE  
<222> LOCATION: (7)..(7)  
<223> OTHER INFORMATION: X is L, R, K, or F  
<220> FEATURE:  
<221> NAME/KEY: MISC\_FEATURE  
<222> LOCATION: (8)..(8)  
<223> OTHER INFORMATION: X is K or L  
<220> FEATURE:  
<221> NAME/KEY: MISC\_FEATURE  
<222> LOCATION: (9)..(9)  
<223> OTHER INFORMATION: X is H or L

<400> SEQUENCE: 11

Xaa Thr Ala Xaa Asp Ala Xaa Xaa Xaa

1

5

<210> SEQ ID NO 12  
<211> LENGTH: 9  
<212> TYPE: PRT  
<213> ORGANISM: Artificial Sequence  
<220> FEATURE:  
<223> OTHER INFORMATION: Synthetic  
<220> FEATURE:  
<221> NAME/KEY: MISC\_FEATURE  
<222> LOCATION: (4)..(4)  
<223> OTHER INFORMATION: X is any amino acid  
<220> FEATURE:  
<221> NAME/KEY: MISC\_FEATURE  
<222> LOCATION: (7)..(7)  
<223> OTHER INFORMATION: X is R or K

<400> SEQUENCE: 12

Arg Thr Ala Xaa Asp Ala Xaa Lys His

1

5

<210> SEQ ID NO 13  
<211> LENGTH: 9



-continued

---

<212> TYPE: PRT  
<213> ORGANISM: Artificial Sequence  
<220> FEATURE:  
<223> OTHER INFORMATION: Synthetic

<400> SEQUENCE: 13

Arg Thr Ala Val Asp Ala Leu Lys His  
1 5

<210> SEQ ID NO 14  
<211> LENGTH: 14  
<212> TYPE: PRT  
<213> ORGANISM: Artificial Sequence  
<220> FEATURE:  
<223> OTHER INFORMATION: Synthetic

<400> SEQUENCE: 14

Glu Tyr Cys Val Ser Ala Thr Ala Glu Asp Ala Leu Lys His  
1 5 10

<210> SEQ ID NO 15  
<211> LENGTH: 14  
<212> TYPE: PRT  
<213> ORGANISM: Artificial Sequence  
<220> FEATURE:  
<223> OTHER INFORMATION: Synthetic

<400> SEQUENCE: 15

Glu Tyr Cys Val Ser Arg Thr Ala Val Asp Ala Lys Lys His  
1 5 10

<210> SEQ ID NO 16  
<211> LENGTH: 14  
<212> TYPE: PRT  
<213> ORGANISM: Artificial Sequence  
<220> FEATURE:  
<223> OTHER INFORMATION: Synthetic

<400> SEQUENCE: 16

Glu Tyr Ala Val Ser Arg Thr Ala Val Asp Ala Leu Lys His  
1 5 10

<210> SEQ ID NO 17  
<211> LENGTH: 14  
<212> TYPE: PRT  
<213> ORGANISM: Artificial Sequence  
<220> FEATURE:  
<223> OTHER INFORMATION: Synthetic

<400> SEQUENCE: 17

Glu Tyr Cys Val Ser Arg Thr Ala Val Asp Ala Leu Lys His  
1 5 10

<210> SEQ ID NO 18  
<211> LENGTH: 14  
<212> TYPE: PRT  
<213> ORGANISM: Artificial Sequence  
<220> FEATURE:  
<223> OTHER INFORMATION: Synthetic  
<220> FEATURE:  
<221> NAME/KEY: MISC\_FEATURE  
<222> LOCATION: (3)..(3)  
<223> OTHER INFORMATION: X is A or C  
<220> FEATURE:  
<221> NAME/KEY: MISC\_FEATURE  
<222> LOCATION: (9)..(9)



-continued

---

<223> OTHER INFORMATION: X is E, V, L, M, A, I, or T

<400> SEQUENCE: 18

Glu Tyr Xaa Val Ser Arg Thr Ala Xaa Asp Ala Leu Lys His  
1                   5                   10

<210> SEQ ID NO 19

<211> LENGTH: 14

<212> TYPE: PRT

<213> ORGANISM: Artificial Sequence

<220> FEATURE:

<223> OTHER INFORMATION: Synthetic

<220> FEATURE:

<221> NAME/KEY: MISC\_FEATURE

<222> LOCATION: (3)..(3)

<223> OTHER INFORMATION: X is A or C

<220> FEATURE:

<221> NAME/KEY: MISC\_FEATURE

<222> LOCATION: (9)..(9)

<223> OTHER INFORMATION: X is E, V, L, R, M, or A

<400> SEQUENCE: 19

Glu Tyr Xaa Val Ser Arg Thr Ala Xaa Asp Ala Leu Lys His  
1                   5                   10

<210> SEQ ID NO 20

<211> LENGTH: 14

<212> TYPE: PRT

<213> ORGANISM: Artificial Sequence

<220> FEATURE:

<223> OTHER INFORMATION: Synthetic

<220> FEATURE:

<221> NAME/KEY: MISC\_FEATURE

<222> LOCATION: (3)..(3)

<223> OTHER INFORMATION: X is A or C

<220> FEATURE:

<221> NAME/KEY: MISC\_FEATURE

<222> LOCATION: (9)..(9)

<223> OTHER INFORMATION: X is E, V, M, A, I or T

<400> SEQUENCE: 20

Glu Tyr Xaa Val Ser Arg Thr Ala Xaa Asp Ala Leu Lys His  
1                   5                   10

<210> SEQ ID NO 21

<211> LENGTH: 14

<212> TYPE: PRT

<213> ORGANISM: Artificial Sequence

<220> FEATURE:

<223> OTHER INFORMATION: Synthetic

<220> FEATURE:

<221> NAME/KEY: MISC\_FEATURE

<222> LOCATION: (3)..(3)

<223> OTHER INFORMATION: X is A or C

<400> SEQUENCE: 21

Glu Tyr Xaa Val Ser Arg Thr Ala Val Asp Ala Leu Lys His  
1                   5                   10

<210> SEQ ID NO 22

<211> LENGTH: 14

<212> TYPE: PRT

<213> ORGANISM: Artificial Sequence

<220> FEATURE:

<223> OTHER INFORMATION: Synthetic

<220> FEATURE:

<221> NAME/KEY: MISC\_FEATURE

<222> LOCATION: (3)..(3)

-continued

---

<223> OTHER INFORMATION: X is A or C  
<220> FEATURE:  
<221> NAME/KEY: MISC\_FEATURE  
<222> LOCATION: (9)..(9)  
<223> OTHER INFORMATION: X is V or M

<400> SEQUENCE: 22

Glu Tyr Xaa Val Ser Arg Thr Ala Xaa Asp Ala Leu Lys His  
1 5 10

<210> SEQ ID NO 23  
<211> LENGTH: 14  
<212> TYPE: PRT  
<213> ORGANISM: Artificial Sequence  
<220> FEATURE:  
<223> OTHER INFORMATION: Synthetic  
<220> FEATURE:  
<221> NAME/KEY: MISC\_FEATURE  
<222> LOCATION: (3)..(3)  
<223> OTHER INFORMATION: X is A or C

<400> SEQUENCE: 23

Glu Tyr Xaa Val Ser Arg Thr Ala Met Asp Ala Leu Lys His  
1 5 10

<210> SEQ ID NO 24  
<211> LENGTH: 14  
<212> TYPE: PRT  
<213> ORGANISM: Artificial Sequence  
<220> FEATURE:  
<223> OTHER INFORMATION: Synthetic  
<220> FEATURE:  
<221> NAME/KEY: MISC\_FEATURE  
<222> LOCATION: (3)..(3)  
<223> OTHER INFORMATION: X is A or C

<400> SEQUENCE: 24

Glu Tyr Xaa Val Ser Arg Thr Ala Ala Asp Ala Leu Lys His  
1 5 10

<210> SEQ ID NO 25  
<211> LENGTH: 14  
<212> TYPE: PRT  
<213> ORGANISM: Artificial Sequence  
<220> FEATURE:  
<223> OTHER INFORMATION: Synthetic  
<220> FEATURE:  
<221> NAME/KEY: MISC\_FEATURE  
<222> LOCATION: (3)..(3)  
<223> OTHER INFORMATION: X is A or C

<400> SEQUENCE: 25

Glu Tyr Xaa Val Ser Arg Thr Ala Met Asp Ala Leu Lys His  
1 5 10

<210> SEQ ID NO 26  
<211> LENGTH: 14  
<212> TYPE: PRT  
<213> ORGANISM: Artificial Sequence  
<220> FEATURE:  
<223> OTHER INFORMATION: Synthetic  
<220> FEATURE:  
<221> NAME/KEY: MISC\_FEATURE  
<222> LOCATION: (3)..(3)  
<223> OTHER INFORMATION: X is A or C

<400> SEQUENCE: 26



-continued

---

Glu Tyr Xaa Val Ser Arg Thr Ala Leu Asp Ala Leu Lys His  
1 5 10

<210> SEQ ID NO 27  
<211> LENGTH: 14  
<212> TYPE: PRT  
<213> ORGANISM: Artificial Sequence  
<220> FEATURE:  
<223> OTHER INFORMATION: Synthetic  
<220> FEATURE:  
<221> NAME/KEY: MISC\_FEATURE  
<222> LOCATION: (3)..(3)  
<223> OTHER INFORMATION: X is A or C

<400> SEQUENCE: 27

Glu Tyr Xaa Val Ser Arg Thr Ala Ile Asp Ala Leu Lys His  
1 5 10

<210> SEQ ID NO 28  
<211> LENGTH: 14  
<212> TYPE: PRT  
<213> ORGANISM: Artificial Sequence  
<220> FEATURE:  
<223> OTHER INFORMATION: Synthetic  
<220> FEATURE:  
<221> NAME/KEY: MISC\_FEATURE  
<222> LOCATION: (3)..(3)  
<223> OTHER INFORMATION: X is A or C

<400> SEQUENCE: 28

Glu Tyr Xaa Val Ser Arg Thr Ala Thr Asp Ala Leu Lys His  
1 5 10

<210> SEQ ID NO 29  
<211> LENGTH: 14  
<212> TYPE: PRT  
<213> ORGANISM: Artificial Sequence  
<220> FEATURE:  
<223> OTHER INFORMATION: Synthetic  
<220> FEATURE:  
<221> NAME/KEY: MISC\_FEATURE  
<222> LOCATION: (3)..(3)  
<223> OTHER INFORMATION: X is A or C

<400> SEQUENCE: 29

Glu Tyr Xaa Val Ser Arg Thr Ala Val Asp Ala Leu Lys His  
1 5 10

<210> SEQ ID NO 30  
<211> LENGTH: 14  
<212> TYPE: PRT  
<213> ORGANISM: Artificial Sequence  
<220> FEATURE:  
<223> OTHER INFORMATION: Synthetic

<400> SEQUENCE: 30

Glu Tyr Ala Val Ser Arg Thr Ala Met Asp Ala Leu Lys His  
1 5 10

<210> SEQ ID NO 31  
<211> LENGTH: 14  
<212> TYPE: PRT  
<213> ORGANISM: Artificial Sequence  
<220> FEATURE:  
<223> OTHER INFORMATION: Synthetic

<400> SEQUENCE: 31

-continued

---

Glu Tyr Ala Val Ser Arg Thr Ala Ala Asp Ala Leu Lys His  
1 5 10

<210> SEQ ID NO 32  
<211> LENGTH: 14  
<212> TYPE: PRT  
<213> ORGANISM: Artificial Sequence  
<220> FEATURE:  
<223> OTHER INFORMATION: Synthetic

<400> SEQUENCE: 32

Glu Tyr Ala Val Ser Arg Thr Ala Met Asp Ala Leu Lys His  
1 5 10

<210> SEQ ID NO 33  
<211> LENGTH: 14  
<212> TYPE: PRT  
<213> ORGANISM: Artificial Sequence  
<220> FEATURE:  
<223> OTHER INFORMATION: Synthetic

<400> SEQUENCE: 33

Glu Tyr Ala Val Ser Arg Thr Ala Leu Asp Ala Leu Lys His  
1 5 10

<210> SEQ ID NO 34  
<211> LENGTH: 14  
<212> TYPE: PRT  
<213> ORGANISM: Artificial Sequence  
<220> FEATURE:  
<223> OTHER INFORMATION: Synthetic

<400> SEQUENCE: 34

Glu Tyr Ala Val Ser Arg Thr Ala Ile Asp Ala Leu Lys His  
1 5 10

<210> SEQ ID NO 35  
<211> LENGTH: 14  
<212> TYPE: PRT  
<213> ORGANISM: Artificial Sequence  
<220> FEATURE:  
<223> OTHER INFORMATION: Synthetic

<400> SEQUENCE: 35

Glu Tyr Ala Val Ser Arg Thr Ala Thr Asp Ala Leu Lys His  
1 5 10

<210> SEQ ID NO 36  
<211> LENGTH: 14  
<212> TYPE: PRT  
<213> ORGANISM: Artificial Sequence  
<220> FEATURE:  
<223> OTHER INFORMATION: Synthetic

<400> SEQUENCE: 36

Glu Tyr Cys Val Ser Arg Thr Ala Met Asp Ala Leu Lys His  
1 5 10

<210> SEQ ID NO 37  
<211> LENGTH: 14  
<212> TYPE: PRT  
<213> ORGANISM: Artificial Sequence  
<220> FEATURE:  
<223> OTHER INFORMATION: Synthetic



-continued

---

<400> SEQUENCE: 37

Glu Tyr Cys Val Ser Arg Thr Ala Ala Asp Ala Leu Lys His  
1                   5                   10

<210> SEQ ID NO 38  
<211> LENGTH: 14  
<212> TYPE: PRT  
<213> ORGANISM: Artificial Sequence  
<220> FEATURE:  
<223> OTHER INFORMATION: Synthetic

<400> SEQUENCE: 38

Glu Tyr Cys Val Ser Arg Thr Ala Met Asp Ala Leu Lys His  
1                   5                   10

<210> SEQ ID NO 39  
<211> LENGTH: 14  
<212> TYPE: PRT  
<213> ORGANISM: Artificial Sequence  
<220> FEATURE:  
<223> OTHER INFORMATION: Synthetic

<400> SEQUENCE: 39

Glu Tyr Cys Val Ser Arg Thr Ala Leu Asp Ala Leu Lys His  
1                   5                   10

<210> SEQ ID NO 40  
<211> LENGTH: 14  
<212> TYPE: PRT  
<213> ORGANISM: Artificial Sequence  
<220> FEATURE:  
<223> OTHER INFORMATION: Synthetic

<400> SEQUENCE: 40

Glu Tyr Cys Val Ser Arg Thr Ala Ile Asp Ala Leu Lys His  
1                   5                   10

<210> SEQ ID NO 41  
<211> LENGTH: 14  
<212> TYPE: PRT  
<213> ORGANISM: Artificial Sequence  
<220> FEATURE:  
<223> OTHER INFORMATION: Synthetic

<400> SEQUENCE: 41

Glu Tyr Cys Val Ser Arg Thr Ala Thr Asp Ala Leu Lys His  
1                   5                   10

<210> SEQ ID NO 42  
<211> LENGTH: 4  
<212> TYPE: PRT  
<213> ORGANISM: Artificial Sequence  
<220> FEATURE:  
<223> OTHER INFORMATION: Synthetic  
<220> FEATURE:  
<221> NAME/KEY: MISC\_FEATURE  
<222> LOCATION: (1)..(1)  
<223> OTHER INFORMATION: X is T, S, R, M, P, W, V, or E  
<220> FEATURE:  
<221> NAME/KEY: MISC\_FEATURE  
<222> LOCATION: (2)..(2)  
<223> OTHER INFORMATION: X is Mor F  
<220> FEATURE:  
<221> NAME/KEY: MISC\_FEATURE  
<222> LOCATION: (3)..(3)

-continued

<223> OTHER INFORMATION: X is E, M, K, L, or V

<400> SEQUENCE: 42

Xaa Xaa Xaa Gln  
1

<210> SEQ ID NO 43  
<211> LENGTH: 4  
<212> TYPE: PRT  
<213> ORGANISM: Artificial Sequence  
<220> FEATURE:  
<223> OTHER INFORMATION: Synthetic

<400> SEQUENCE: 43

Thr Phe Glu Gln  
1

<210> SEQ ID NO 44  
<211> LENGTH: 4  
<212> TYPE: PRT  
<213> ORGANISM: Artificial Sequence  
<220> FEATURE:  
<223> OTHER INFORMATION: Synthetic

<400> SEQUENCE: 44

Met Ser Leu Lys  
1

<210> SEQ ID NO 45  
<211> LENGTH: 4  
<212> TYPE: PRT  
<213> ORGANISM: Artificial Sequence  
<220> FEATURE:  
<223> OTHER INFORMATION: Synthetic

<400> SEQUENCE: 45

Met Thr Leu Lys  
1

<210> SEQ ID NO 46  
<211> LENGTH: 4  
<212> TYPE: PRT  
<213> ORGANISM: Artificial Sequence  
<220> FEATURE:  
<223> OTHER INFORMATION: Synthetic

<400> SEQUENCE: 46

Met Lys Leu Arg  
1

<210> SEQ ID NO 47  
<211> LENGTH: 13  
<212> TYPE: PRT  
<213> ORGANISM: Artificial Sequence  
<220> FEATURE:  
<223> OTHER INFORMATION: Synthetic

<400> SEQUENCE: 47

Glu Met Glu Gln Gln Ala Phe Phe Tyr Met Lys Leu Arg  
1 5 10

<210> SEQ ID NO 48  
<211> LENGTH: 13  
<212> TYPE: PRT



-continued

---

<213> ORGANISM: Artificial Sequence  
<220> FEATURE:  
<223> OTHER INFORMATION: Synthetic

<400> SEQUENCE: 48

Glu Met Glu Gln Gln Ala Leu Phe Tyr Met Lys Leu Arg  
1 5 10

<210> SEQ ID NO 49  
<211> LENGTH: 13  
<212> TYPE: PRT  
<213> ORGANISM: Artificial Sequence  
<220> FEATURE:  
<223> OTHER INFORMATION: Synthetic

<400> SEQUENCE: 49

Thr Phe Glu Gln Gln Ser Phe Phe Tyr Met Ser Leu Lys  
1 5 10

<210> SEQ ID NO 50  
<211> LENGTH: 9  
<212> TYPE: PRT  
<213> ORGANISM: Artificial Sequence  
<220> FEATURE:  
<223> OTHER INFORMATION: Synthetic  
<220> FEATURE:  
<221> NAME/KEY: MISC\_FEATURE  
<222> LOCATION: (2)..(9)  
<223> OTHER INFORMATION: X is any amino acid

<400> SEQUENCE: 50

Arg Xaa Xaa Xaa Xaa Xaa Xaa Xaa Xaa Xaa  
1 5

<210> SEQ ID NO 51  
<211> LENGTH: 13  
<212> TYPE: PRT  
<213> ORGANISM: Artificial Sequence  
<220> FEATURE:  
<223> OTHER INFORMATION: Synthetic  
<220> FEATURE:  
<221> NAME/KEY: MISC\_FEATURE  
<222> LOCATION: (1)..(2)  
<223> OTHER INFORMATION: X is any amino acid  
<220> FEATURE:  
<221> NAME/KEY: MISC\_FEATURE  
<222> LOCATION: (6)..(6)  
<223> OTHER INFORMATION: X is S or A  
<220> FEATURE:  
<221> NAME/KEY: MISC\_FEATURE  
<222> LOCATION: (7)..(7)  
<223> OTHER INFORMATION: X is F or L  
<220> FEATURE:  
<221> NAME/KEY: MISC\_FEATURE  
<222> LOCATION: (11)..(11)  
<223> OTHER INFORMATION: X is any amino acid  
<220> FEATURE:  
<221> NAME/KEY: MISC\_FEATURE  
<222> LOCATION: (13)..(13)  
<223> OTHER INFORMATION: X is K or R

<400> SEQUENCE: 51

Xaa Xaa Glu Gln Gln Xaa Xaa Phe Tyr Met Xaa Leu Xaa  
1 5 10

<210> SEQ ID NO 52  
<211> LENGTH: 13  
<212> TYPE: PRT

-continued

---

```

<213> ORGANISM: Artificial Sequence
<220> FEATURE:
<223> OTHER INFORMATION: Synthetic
<220> FEATURE:
<221> NAME/KEY: MISC_FEATURE
<222> LOCATION: (1)..(1)
<223> OTHER INFORMATION: X is G, R, S, M, P, W, V, T, or R
<220> FEATURE:
<221> NAME/KEY: MISC_FEATURE
<222> LOCATION: (2)..(2)
<223> OTHER INFORMATION: X is M, L, I, A, E or F
<220> FEATURE:
<221> NAME/KEY: MISC_FEATURE
<222> LOCATION: (6)..(6)
<223> OTHER INFORMATION: X is S or A
<220> FEATURE:
<221> NAME/KEY: MISC_FEATURE
<222> LOCATION: (7)..(7)
<223> OTHER INFORMATION: X is F or L
<220> FEATURE:
<221> NAME/KEY: MISC_FEATURE
<222> LOCATION: (11)..(11)
<223> OTHER INFORMATION: X is any amino acid
<220> FEATURE:
<221> NAME/KEY: MISC_FEATURE
<222> LOCATION: (13)..(13)
<223> OTHER INFORMATION: X is K or R

```

```

<400> SEQUENCE: 52

```

```

Xaa Xaa Glu Gln Gln Xaa Xaa Phe Tyr Met Xaa Leu Xaa
1           5           10

```

```

<210> SEQ ID NO 53
<211> LENGTH: 13
<212> TYPE: PRT
<213> ORGANISM: Artificial Sequence
<220> FEATURE:
<223> OTHER INFORMATION: Synthetic
<220> FEATURE:
<221> NAME/KEY: MISC_FEATURE
<222> LOCATION: (1)..(1)
<223> OTHER INFORMATION: X is V, H, K or W
<220> FEATURE:
<221> NAME/KEY: MISC_FEATURE
<222> LOCATION: (2)..(2)
<223> OTHER INFORMATION: X is M, W, I, L, or H
<220> FEATURE:
<221> NAME/KEY: MISC_FEATURE
<222> LOCATION: (6)..(6)
<223> OTHER INFORMATION: X is S or A
<220> FEATURE:
<221> NAME/KEY: MISC_FEATURE
<222> LOCATION: (7)..(7)
<223> OTHER INFORMATION: X is F or L
<220> FEATURE:
<221> NAME/KEY: MISC_FEATURE
<222> LOCATION: (11)..(11)
<223> OTHER INFORMATION: X is any amino acid
<220> FEATURE:
<221> NAME/KEY: MISC_FEATURE
<222> LOCATION: (13)..(13)
<223> OTHER INFORMATION: X is K or R

```

```

<400> SEQUENCE: 53

```

```

Xaa Xaa Glu Gln Gln Xaa Xaa Phe Tyr Met Xaa Leu Xaa
1           5           10

```

```

<210> SEQ ID NO 54
<211> LENGTH: 13
<212> TYPE: PRT
<213> ORGANISM: Artificial Sequence
<220> FEATURE:

```



-continued

---

<223> OTHER INFORMATION: Synthetic

<400> SEQUENCE: 54

Glu Met Glu Gln Gln Ala Leu Phe Tyr Met Lys Leu Lys  
1                   5                   10

<210> SEQ ID NO 55

<211> LENGTH: 13

<212> TYPE: PRT

<213> ORGANISM: Artificial Sequence

<220> FEATURE:

<223> OTHER INFORMATION: Synthetic

<400> SEQUENCE: 55

Val Trp Glu Gln Gln Ser Phe Phe Tyr Met Val Leu Lys  
1                   5                   10

<210> SEQ ID NO 56

<211> LENGTH: 13

<212> TYPE: PRT

<213> ORGANISM: Artificial Sequence

<220> FEATURE:

<223> OTHER INFORMATION: Synthetic

<400> SEQUENCE: 56

His Trp Glu Gln Gln Ser Phe Phe Tyr Met Leu Leu Lys  
1                   5                   10

<210> SEQ ID NO 57

<211> LENGTH: 13

<212> TYPE: PRT

<213> ORGANISM: Artificial Sequence

<220> FEATURE:

<223> OTHER INFORMATION: Synthetic

<400> SEQUENCE: 57

His Met Glu Gln Gln Ser Phe Phe Tyr Met Met Leu Lys  
1                   5                   10

<210> SEQ ID NO 58

<211> LENGTH: 13

<212> TYPE: PRT

<213> ORGANISM: Artificial Sequence

<220> FEATURE:

<223> OTHER INFORMATION: Synthetic

<400> SEQUENCE: 58

Lys Ile Glu Gln Gln Ser Phe Phe Tyr Met Met Leu Lys  
1                   5                   10

<210> SEQ ID NO 59

<211> LENGTH: 13

<212> TYPE: PRT

<213> ORGANISM: Artificial Sequence

<220> FEATURE:

<223> OTHER INFORMATION: Synthetic

<400> SEQUENCE: 59

Trp Leu Glu Gln Gln Ser Phe Phe Tyr Met Ala Leu Lys  
1                   5                   10

<210> SEQ ID NO 60

<211> LENGTH: 13

<212> TYPE: PRT

-continued

---

<213> ORGANISM: Artificial Sequence  
<220> FEATURE:  
<223> OTHER INFORMATION: Synthetic

<400> SEQUENCE: 60

Trp Leu Glu Gln Gln Ser Phe Phe Tyr Met Gln Leu Lys  
1 5 10

<210> SEQ ID NO 61  
<211> LENGTH: 13  
<212> TYPE: PRT  
<213> ORGANISM: Artificial Sequence  
<220> FEATURE:  
<223> OTHER INFORMATION: Synthetic

<400> SEQUENCE: 61

Trp Leu Glu Gln Gln Ala Phe Phe Tyr Met Glu Leu Lys  
1 5 10

<210> SEQ ID NO 62  
<211> LENGTH: 13  
<212> TYPE: PRT  
<213> ORGANISM: Artificial Sequence  
<220> FEATURE:  
<223> OTHER INFORMATION: Synthetic

<400> SEQUENCE: 62

Trp Leu Glu Gln Gln Ser Phe Phe Tyr Met Lys Leu Lys  
1 5 10

<210> SEQ ID NO 63  
<211> LENGTH: 13  
<212> TYPE: PRT  
<213> ORGANISM: Artificial Sequence  
<220> FEATURE:  
<223> OTHER INFORMATION: Synthetic

<400> SEQUENCE: 63

Phe Leu Glu Gln Gln Ser Phe Phe Tyr Met Arg Leu Lys  
1 5 10

<210> SEQ ID NO 64  
<211> LENGTH: 13  
<212> TYPE: PRT  
<213> ORGANISM: Artificial Sequence  
<220> FEATURE:  
<223> OTHER INFORMATION: Synthetic

<400> SEQUENCE: 64

Trp His Glu Gln Gln Ser Phe Phe Tyr Met Met Leu Lys  
1 5 10

<210> SEQ ID NO 65  
<211> LENGTH: 13  
<212> TYPE: PRT  
<213> ORGANISM: Artificial Sequence  
<220> FEATURE:  
<223> OTHER INFORMATION: Synthetic

<400> SEQUENCE: 65

Trp His Glu Gln Gln Ser Phe Phe Tyr Met Arg Leu Lys  
1 5 10

<210> SEQ ID NO 66



-continued

---

<211> LENGTH: 13  
<212> TYPE: PRT  
<213> ORGANISM: Artificial Sequence  
<220> FEATURE:  
<223> OTHER INFORMATION: Synthetic

<400> SEQUENCE: 66

Glu Met Glu Gln Gln Ala Leu Phe Tyr Met Lys Leu Lys  
1 5 10

<210> SEQ ID NO 67  
<211> LENGTH: 13  
<212> TYPE: PRT  
<213> ORGANISM: Artificial Sequence  
<220> FEATURE:  
<223> OTHER INFORMATION: Synthetic

<400> SEQUENCE: 67

Gly Met Glu Gln Gln Ser Phe Phe Tyr Met Ile Leu Lys  
1 5 10

<210> SEQ ID NO 68  
<211> LENGTH: 13  
<212> TYPE: PRT  
<213> ORGANISM: Artificial Sequence  
<220> FEATURE:  
<223> OTHER INFORMATION: Synthetic

<400> SEQUENCE: 68

Arg Leu Glu Gln Gln Ser Phe Phe Tyr Met Thr Leu Lys  
1 5 10

<210> SEQ ID NO 69  
<211> LENGTH: 13  
<212> TYPE: PRT  
<213> ORGANISM: Artificial Sequence  
<220> FEATURE:  
<223> OTHER INFORMATION: Synthetic

<400> SEQUENCE: 69

Ser Leu Glu Gln Gln Ser Phe Phe Tyr Met Asn Leu Lys  
1 5 10

<210> SEQ ID NO 70  
<211> LENGTH: 13  
<212> TYPE: PRT  
<213> ORGANISM: Artificial Sequence  
<220> FEATURE:  
<223> OTHER INFORMATION: Synthetic

<400> SEQUENCE: 70

Met Ile Glu Gln Gln Ser Phe Phe Tyr Met Arg Leu Lys  
1 5 10

<210> SEQ ID NO 71  
<211> LENGTH: 13  
<212> TYPE: PRT  
<213> ORGANISM: Artificial Sequence  
<220> FEATURE:  
<223> OTHER INFORMATION: Synthetic

<400> SEQUENCE: 71

Pro Ile Glu Gln Gln Ser Phe Phe Tyr Met His Leu Lys  
1 5 10

-continued

---

<210> SEQ ID NO 72  
<211> LENGTH: 13  
<212> TYPE: PRT  
<213> ORGANISM: Artificial Sequence  
<220> FEATURE:  
<223> OTHER INFORMATION: Synthetic

<400> SEQUENCE: 72

Trp Leu Glu Gln Gln Ser Phe Phe Tyr Met His Leu Lys  
1 5 10

<210> SEQ ID NO 73  
<211> LENGTH: 13  
<212> TYPE: PRT  
<213> ORGANISM: Artificial Sequence  
<220> FEATURE:  
<223> OTHER INFORMATION: Synthetic

<400> SEQUENCE: 73

Val Leu Glu Gln Gln Ser Phe Phe Tyr Met Asp Leu Lys  
1 5 10

<210> SEQ ID NO 74  
<211> LENGTH: 13  
<212> TYPE: PRT  
<213> ORGANISM: Artificial Sequence  
<220> FEATURE:  
<223> OTHER INFORMATION: Synthetic

<400> SEQUENCE: 74

Trp Ala Glu Gln Gln Ser Phe Phe Tyr Met Gly Leu Lys  
1 5 10

<210> SEQ ID NO 75  
<211> LENGTH: 13  
<212> TYPE: PRT  
<213> ORGANISM: Artificial Sequence  
<220> FEATURE:  
<223> OTHER INFORMATION: Synthetic

<400> SEQUENCE: 75

Thr Glu Glu Gln Gln Ser Phe Phe Tyr Met Thr Leu Lys  
1 5 10

<210> SEQ ID NO 76  
<211> LENGTH: 13  
<212> TYPE: PRT  
<213> ORGANISM: Artificial Sequence  
<220> FEATURE:  
<223> OTHER INFORMATION: Synthetic

<400> SEQUENCE: 76

Thr Phe Glu Gln Gln Ser Phe Phe Tyr Met Ser Leu Lys  
1 5 10

<210> SEQ ID NO 77  
<211> LENGTH: 13  
<212> TYPE: PRT  
<213> ORGANISM: Artificial Sequence  
<220> FEATURE:  
<223> OTHER INFORMATION: Synthetic

<400> SEQUENCE: 77

Arg Leu Glu Gln Gln Ser Phe Phe Tyr Met Ser Leu Lys



-continued

---

1                    5                    10

<210> SEQ ID NO 78  
<211> LENGTH: 13  
<212> TYPE: PRT  
<213> ORGANISM: Artificial Sequence  
<220> FEATURE:  
<223> OTHER INFORMATION: Synthetic

<400> SEQUENCE: 78

Glu Arg Glu Gln Gln Ser Phe Phe Tyr Met Gly Leu Lys  
1                    5                    10

<210> SEQ ID NO 79  
<211> LENGTH: 13  
<212> TYPE: PRT  
<213> ORGANISM: Artificial Sequence  
<220> FEATURE:  
<223> OTHER INFORMATION: Synthetic

<400> SEQUENCE: 79

Glu Arg Glu Gln Gln Ser Phe Phe Tyr Met Gly Leu Lys  
1                    5                    10

<210> SEQ ID NO 80  
<211> LENGTH: 13  
<212> TYPE: PRT  
<213> ORGANISM: Artificial Sequence  
<220> FEATURE:  
<223> OTHER INFORMATION: Synthetic

<400> SEQUENCE: 80

His Met Lys Gln Gln Ser Phe Phe Tyr Met Ser Leu Arg  
1                    5                    10

<210> SEQ ID NO 81  
<211> LENGTH: 13  
<212> TYPE: PRT  
<213> ORGANISM: Artificial Sequence  
<220> FEATURE:  
<223> OTHER INFORMATION: Synthetic

<400> SEQUENCE: 81

His Trp Val Gln Gln Ser Phe Phe Tyr Met Gly Leu Lys  
1                    5                    10

<210> SEQ ID NO 82  
<211> LENGTH: 13  
<212> TYPE: PRT  
<213> ORGANISM: Artificial Sequence  
<220> FEATURE:  
<223> OTHER INFORMATION: Synthetic

<400> SEQUENCE: 82

Asp Trp Val Gln Gln Ser Met Phe Tyr Met Glu Leu Lys  
1                    5                    10

<210> SEQ ID NO 83  
<211> LENGTH: 13  
<212> TYPE: PRT  
<213> ORGANISM: Artificial Sequence  
<220> FEATURE:  
<223> OTHER INFORMATION: Synthetic

<400> SEQUENCE: 83

-continued

---

Asp Trp Val Gln Gln Ser Leu Phe Tyr Met Asn Leu Lys  
1 5 10

<210> SEQ ID NO 84  
<211> LENGTH: 13  
<212> TYPE: PRT  
<213> ORGANISM: Artificial Sequence  
<220> FEATURE:  
<223> OTHER INFORMATION: Synthetic

<400> SEQUENCE: 84

Glu Trp Val Gln Gln Ser Leu Phe Tyr Met Gly Leu Lys  
1 5 10

<210> SEQ ID NO 85  
<211> LENGTH: 16  
<212> TYPE: PRT  
<213> ORGANISM: Artificial Sequence  
<220> FEATURE:  
<223> OTHER INFORMATION: Synthetic  
<220> FEATURE:  
<221> NAME/KEY: MISC\_FEATURE  
<222> LOCATION: (2)..(2)  
<223> OTHER INFORMATION: X is F or V  
<220> FEATURE:  
<221> NAME/KEY: MISC\_FEATURE  
<222> LOCATION: (3)..(3)  
<223> OTHER INFORMATION: X is E or D  
<220> FEATURE:  
<221> NAME/KEY: MISC\_FEATURE  
<222> LOCATION: (4)..(4)  
<223> OTHER INFORMATION: X is V or G  
<220> FEATURE:  
<221> NAME/KEY: MISC\_FEATURE  
<222> LOCATION: (5)..(5)  
<223> OTHER INFORMATION: X is Y or C  
<220> FEATURE:  
<221> NAME/KEY: MISC\_FEATURE  
<222> LOCATION: (7)..(7)  
<223> OTHER INFORMATION: X is L or F  
<220> FEATURE:  
<221> NAME/KEY: MISC\_FEATURE  
<222> LOCATION: (9)..(9)  
<223> OTHER INFORMATION: X is D, E or N  
<220> FEATURE:  
<221> NAME/KEY: MISC\_FEATURE  
<222> LOCATION: (14)..(14)  
<223> OTHER INFORMATION: X is I, V or F

<400> SEQUENCE: 85

Gly Xaa Xaa Xaa Xaa Leu Xaa Arg Xaa Ala Val Lys Gly Xaa Lys Pro  
1 5 10 15

<210> SEQ ID NO 86  
<211> LENGTH: 16  
<212> TYPE: PRT  
<213> ORGANISM: Artificial Sequence  
<220> FEATURE:  
<223> OTHER INFORMATION: Synthetic  
<220> FEATURE:  
<221> NAME/KEY: MISC\_FEATURE  
<222> LOCATION: (14)..(14)  
<223> OTHER INFORMATION: X is I, V, or F

<400> SEQUENCE: 86

Gly Phe Glu Val Tyr Leu Leu Arg Asp Ala Val Lys Gly Xaa Lys Pro  
1 5 10 15



-continued

---

<210> SEQ ID NO 87  
 <211> LENGTH: 16  
 <212> TYPE: PRT  
 <213> ORGANISM: Artificial Sequence  
 <220> FEATURE:  
 <223> OTHER INFORMATION: Synthetic

<400> SEQUENCE: 87

Gly Phe Glu Val Tyr Leu Leu Arg Asp Ala Val Lys Gly Ile Lys Pro  
 1 5 10 15

<210> SEQ ID NO 88  
 <211> LENGTH: 42  
 <212> TYPE: PRT  
 <213> ORGANISM: Artificial Sequence  
 <220> FEATURE:  
 <223> OTHER INFORMATION: Synthetic  
 <220> FEATURE:  
 <221> NAME/KEY: MISC\_FEATURE  
 <222> LOCATION: (3)..(3)  
 <223> OTHER INFORMATION: X is A and C

<400> SEQUENCE: 88

Glu Tyr Xaa Ser Ala Thr Ala Glu Asp Ala Leu Lys His Gly Phe Glu  
 1 5 10 15

Val Tyr Leu Leu Arg Asp Ala Val Lys Gly Ile Lys Pro Glu Met Glu  
 20 25 30

Gln Gln Ala Leu Phe Tyr Met Lys Leu Arg  
 35 40

<210> SEQ ID NO 89  
 <211> LENGTH: 42  
 <212> TYPE: PRT  
 <213> ORGANISM: Artificial Sequence  
 <220> FEATURE:  
 <223> OTHER INFORMATION: Synthetic  
 <220> FEATURE:  
 <221> NAME/KEY: MISC\_FEATURE  
 <222> LOCATION: (3)..(3)  
 <223> OTHER INFORMATION: X is A or C

<400> SEQUENCE: 89

Glu Tyr Xaa Ser Arg Thr Ala Arg Asp Ala Leu Lys His Gly Phe Glu  
 1 5 10 15

Val Tyr Leu Leu Arg Asp Ala Val Lys Gly Ile Lys Pro Trp Leu Glu  
 20 25 30

Gln Gln Ser Phe Phe Tyr Met Lys Leu Lys  
 35 40

<210> SEQ ID NO 90  
 <211> LENGTH: 42  
 <212> TYPE: PRT  
 <213> ORGANISM: Artificial Sequence  
 <220> FEATURE:  
 <223> OTHER INFORMATION: Synthetic  
 <220> FEATURE:  
 <221> NAME/KEY: MISC\_FEATURE  
 <222> LOCATION: (3)..(3)  
 <223> OTHER INFORMATION: X is A or C

<400> SEQUENCE: 90

Glu Tyr Xaa Ser Arg Thr Ala Val Asp Ala Leu Lys His Gly Phe Glu  
 1 5 10 15

Val Tyr Leu Leu Arg Asp Ala Val Lys Gly Ile Lys Pro Val Trp Glu

-continued

---

20	25	30
Gln Gln Ser Phe Phe Tyr Met Val Leu Lys		
35	40	

<210> SEQ ID NO 91  
 <211> LENGTH: 42  
 <212> TYPE: PRT  
 <213> ORGANISM: Artificial Sequence  
 <220> FEATURE:  
 <223> OTHER INFORMATION: Synthetic  
 <220> FEATURE:  
 <221> NAME/KEY: MISC\_FEATURE  
 <222> LOCATION: (3)..(3)  
 <223> OTHER INFORMATION: X is A or C

<400> SEQUENCE: 91

Glu Tyr Xaa Ser Arg Thr Ala Ala Asp Ala Leu Lys His Gly Phe Glu		
1	5	10
		15

Val Tyr Leu Leu Arg Asp Ala Val Lys Gly Ile Lys Pro Trp Leu Glu		
20	25	30

Gln Gln Ser Phe Phe Tyr Met Ala Leu Lys		
35	40	

<210> SEQ ID NO 92  
 <211> LENGTH: 42  
 <212> TYPE: PRT  
 <213> ORGANISM: Artificial Sequence  
 <220> FEATURE:  
 <223> OTHER INFORMATION: Synthetic  
 <220> FEATURE:  
 <221> NAME/KEY: MISC\_FEATURE  
 <222> LOCATION: (3)..(3)  
 <223> OTHER INFORMATION: X is A or C

<400> SEQUENCE: 92

Glu Tyr Xaa Ser Arg Thr Ala Val Asp Ala Leu Lys His Gly Phe Glu		
1	5	10
		15

Val Tyr Leu Leu Arg Asp Ala Val Lys Gly Ile Lys Pro Trp Leu Glu		
20	25	30

Gln Gln Ala Phe Phe Tyr Met Glu Leu Lys		
35	40	

<210> SEQ ID NO 93  
 <211> LENGTH: 42  
 <212> TYPE: PRT  
 <213> ORGANISM: Artificial Sequence  
 <220> FEATURE:  
 <223> OTHER INFORMATION: Synthetic  
 <220> FEATURE:  
 <221> NAME/KEY: MISC\_FEATURE  
 <222> LOCATION: (3)..(3)  
 <223> OTHER INFORMATION: X is A or C

<400> SEQUENCE: 93

Glu Tyr Xaa Ser Arg Thr Ala Met Asp Ala Leu Lys His Gly Phe Glu		
1	5	10
		15

Val Tyr Leu Leu Arg Asp Ala Val Lys Gly Ile Lys Pro Phe Leu Glu		
20	25	30

Gln Gln Ser Phe Phe Tyr Met Arg Leu Lys		
35	40	

<210> SEQ ID NO 94



-continued

---

<211> LENGTH: 42  
<212> TYPE: PRT  
<213> ORGANISM: Artificial Sequence  
<220> FEATURE:  
<223> OTHER INFORMATION: Synthetic  
<220> FEATURE:  
<221> NAME/KEY: MISC\_FEATURE  
<222> LOCATION: (3)..(3)  
<223> OTHER INFORMATION: X is A or C

<400> SEQUENCE: 94

Glu Tyr Xaa Ser His Thr Ala Met Asp Ala Leu Lys His Gly Phe Glu  
1 5 10 15

Val Tyr Leu Leu Arg Asp Ala Val Lys Gly Ile Lys Pro His Trp Glu  
20 25 30

Gln Gln Ser Phe Phe Tyr Met Leu Leu Lys  
35 40

<210> SEQ ID NO 95  
<211> LENGTH: 42  
<212> TYPE: PRT  
<213> ORGANISM: Artificial Sequence  
<220> FEATURE:  
<223> OTHER INFORMATION: Synthetic  
<220> FEATURE:  
<221> NAME/KEY: MISC\_FEATURE  
<222> LOCATION: (3)..(3)  
<223> OTHER INFORMATION: X is A or C

<400> SEQUENCE: 95

Glu Tyr Xaa Ser His Thr Ala Val Asp Ala Leu Lys His Gly Phe Glu  
1 5 10 15

Val Tyr Leu Leu Arg Asp Ala Val Lys Gly Ile Lys Pro Trp Leu Glu  
20 25 30

Gln Gln Ser Phe Phe Tyr Met Arg Leu Lys  
35 40

<210> SEQ ID NO 96  
<211> LENGTH: 42  
<212> TYPE: PRT  
<213> ORGANISM: Artificial Sequence  
<220> FEATURE:  
<223> OTHER INFORMATION: Synthetic  
<220> FEATURE:  
<221> NAME/KEY: MISC\_FEATURE  
<222> LOCATION: (3)..(3)  
<223> OTHER INFORMATION: X is A or C

<400> SEQUENCE: 96

Glu Tyr Xaa Ser His Thr Ala Val Asp Ala Leu Lys His Gly Phe Glu  
1 5 10 15

Val Tyr Leu Leu Arg Asp Ala Val Lys Gly Ile Lys Pro Trp Leu Glu  
20 25 30

Gln Gln Ser Phe Phe Tyr Met Arg Leu Lys  
35 40

<210> SEQ ID NO 97  
<211> LENGTH: 33  
<212> TYPE: PRT  
<213> ORGANISM: Artificial Sequence  
<220> FEATURE:  
<223> OTHER INFORMATION: Synthetic  
<220> FEATURE:  
<221> NAME/KEY: MISC\_FEATURE

-continued

---

<222> LOCATION: (3)..(3)  
 <223> OTHER INFORMATION: X is A or C

<400> SEQUENCE: 97

Glu Tyr Xaa Ser Trp Thr Ala Val Asp Ala Leu Lys His Gly Phe Glu  
 1 5 10 15

Val Tyr Leu Leu Arg Asp Ala Val Lys Gly Ile Lys Pro His Met Glu  
 20 25 30

Gln

<210> SEQ ID NO 98  
 <211> LENGTH: 42  
 <212> TYPE: PRT  
 <213> ORGANISM: Artificial Sequence  
 <220> FEATURE:  
 <223> OTHER INFORMATION: Synthetic  
 <220> FEATURE:  
 <221> NAME/KEY: MISC\_FEATURE  
 <222> LOCATION: (3)..(3)  
 <223> OTHER INFORMATION: X is A or C

<400> SEQUENCE: 98

Glu Tyr Xaa Ala Phe Thr Ala Val Asp Ala Leu Lys His Gly Phe Glu  
 1 5 10 15

Val Tyr Leu Leu Arg Asp Ala Val Lys Gly Ile Lys Pro Trp Leu Glu  
 20 25 30

Gln Gln Ser Phe Phe Tyr Met Gln Leu Lys  
 35 40

<210> SEQ ID NO 99  
 <211> LENGTH: 26  
 <212> TYPE: PRT  
 <213> ORGANISM: Artificial Sequence  
 <220> FEATURE:  
 <223> OTHER INFORMATION: Synthetic  
 <220> FEATURE:  
 <221> NAME/KEY: MISC\_FEATURE  
 <222> LOCATION: (3)..(3)  
 <223> OTHER INFORMATION: X is A or C

<400> SEQUENCE: 99

Glu Tyr Xaa Ser Val Thr Ala Leu Asp Ala Leu Lys His Gly Phe Glu  
 1 5 10 15

Val Tyr Leu Leu Arg Asp Ala Val Lys Gly  
 20 25

<210> SEQ ID NO 100  
 <211> LENGTH: 42  
 <212> TYPE: PRT  
 <213> ORGANISM: Artificial Sequence  
 <220> FEATURE:  
 <223> OTHER INFORMATION: Synthetic  
 <220> FEATURE:  
 <221> NAME/KEY: MISC\_FEATURE  
 <222> LOCATION: (3)..(3)  
 <223> OTHER INFORMATION: X is A or C

<400> SEQUENCE: 100

Glu Tyr Xaa Ser Leu Thr Ala Val Asp Ala Leu Lys His Gly Phe Glu  
 1 5 10 15

Val Tyr Leu Leu Arg Asp Ala Val Lys Gly Ile Lys Pro Lys Ile Glu  
 20 25 30



-continued

---

Gln Gln Ser Phe Phe Tyr Met Met Leu Lys  
           35                          40

<210> SEQ ID NO 101  
 <211> LENGTH: 42  
 <212> TYPE: PRT  
 <213> ORGANISM: Artificial Sequence  
 <220> FEATURE:  
 <223> OTHER INFORMATION: Synthetic  
 <220> FEATURE:  
 <221> NAME/KEY: MISC\_FEATURE  
 <222> LOCATION: (3)..(3)  
 <223> OTHER INFORMATION: X is A or C

<400> SEQUENCE: 101

Glu Tyr Xaa Ser Leu Thr Ala Val Asp Ala Leu Lys His Gly Phe Glu  
 1                  5                          10                          15

Val Tyr Leu Leu Arg Asp Ala Val Lys Gly Ile Lys Pro Trp His Glu  
           20                          25                          30

Gln Gln Ser Phe Phe Tyr Met Leu Leu Lys  
           35                          40

<210> SEQ ID NO 102  
 <211> LENGTH: 42  
 <212> TYPE: PRT  
 <213> ORGANISM: Artificial Sequence  
 <220> FEATURE:  
 <223> OTHER INFORMATION: Synthetic  
 <220> FEATURE:  
 <221> NAME/KEY: MISC\_FEATURE  
 <222> LOCATION: (3)..(3)  
 <223> OTHER INFORMATION: X is A or C

<400> SEQUENCE: 102

Glu Tyr Xaa Ser Leu Thr Ala Val Asp Ala Leu Lys His Gly Phe Glu  
 1                  5                          10                          15

Val Tyr Leu Leu Arg Asp Ala Val Lys Gly Ile Lys Pro Trp His Glu  
           20                          25                          30

Gln Gln Ser Phe Phe Tyr Met Leu Leu Lys  
           35                          40

<210> SEQ ID NO 103  
 <211> LENGTH: 42  
 <212> TYPE: PRT  
 <213> ORGANISM: Artificial Sequence  
 <220> FEATURE:  
 <223> OTHER INFORMATION: Synthetic  
 <220> FEATURE:  
 <221> NAME/KEY: MISC\_FEATURE  
 <222> LOCATION: (3)..(3)  
 <223> OTHER INFORMATION: X is A or C

<400> SEQUENCE: 103

Glu Tyr Xaa Ser Ala Thr Ala Glu Asp Ala Leu Lys His Gly Phe Glu  
 1                  5                          10                          15

Val Tyr Leu Leu Arg Asp Ala Val Lys Gly Ile Lys Pro Glu Met Glu  
           20                          25                          30

Gln Gln Ala Leu Phe Tyr Met Lys Leu Arg  
           35                          40

<210> SEQ ID NO 104  
 <211> LENGTH: 42  
 <212> TYPE: PRT

-continued

---

<213> ORGANISM: Artificial Sequence  
 <220> FEATURE:  
 <223> OTHER INFORMATION: Synthetic  
 <220> FEATURE:  
 <221> NAME/KEY: MISC\_FEATURE  
 <222> LOCATION: (3)..(3)  
 <223> OTHER INFORMATION: X is A or C

<400> SEQUENCE: 104

Glu Tyr Xaa Ser Arg Thr Ala Val Asp Ala Leu Lys His Gly Phe Glu  
 1 5 10 15

Val Tyr Leu Leu Arg Asp Ala Val Lys Gly Ile Lys Pro Thr Phe Glu  
 20 25 30

Gln Gln Ser Phe Phe Tyr Met Ser Leu Lys  
 35 40

<210> SEQ ID NO 105  
 <211> LENGTH: 42  
 <212> TYPE: PRT  
 <213> ORGANISM: Artificial Sequence  
 <220> FEATURE:  
 <223> OTHER INFORMATION: Synthetic  
 <220> FEATURE:  
 <221> NAME/KEY: MISC\_FEATURE  
 <222> LOCATION: (3)..(3)  
 <223> OTHER INFORMATION: X is A or C

<400> SEQUENCE: 105

Glu Tyr Xaa Ser Arg Thr Ala Val Asp Ala Leu Lys His Gly Phe Glu  
 1 5 10 15

Val Tyr Leu Leu Arg Asp Ala Val Lys Gly Ile Lys Pro Val Leu Glu  
 20 25 30

Gln Gln Ser Phe Phe Tyr Met Asp Leu Lys  
 35 40

<210> SEQ ID NO 106  
 <211> LENGTH: 42  
 <212> TYPE: PRT  
 <213> ORGANISM: Artificial Sequence  
 <220> FEATURE:  
 <223> OTHER INFORMATION: Synthetic  
 <220> FEATURE:  
 <221> NAME/KEY: MISC\_FEATURE  
 <222> LOCATION: (3)..(3)  
 <223> OTHER INFORMATION: X is A or C

<400> SEQUENCE: 106

Glu Tyr Xaa Ser Arg Thr Ala Met Asp Ala Leu Lys His Gly Phe Glu  
 1 5 10 15

Val Tyr Leu Leu Arg Asp Ala Val Lys Gly Ile Lys Pro Arg Leu Glu  
 20 25 30

Gln Gln Ser Phe Phe Tyr Met Thr Leu Lys  
 35 40

<210> SEQ ID NO 107  
 <211> LENGTH: 42  
 <212> TYPE: PRT  
 <213> ORGANISM: Artificial Sequence  
 <220> FEATURE:  
 <223> OTHER INFORMATION: Synthetic  
 <220> FEATURE:  
 <221> NAME/KEY: MISC\_FEATURE  
 <222> LOCATION: (3)..(3)  
 <223> OTHER INFORMATION: X is A or C



---

-continued

---

<400> SEQUENCE: 107

Glu Tyr Xaa Ser Arg Thr Ala Val Asp Ala Leu Lys His Gly Phe Glu  
1 5 10 15

Val Tyr Leu Leu Arg Asp Ala Val Lys Gly Ile Lys Pro Arg Leu Glu  
20 25 30

Gln Gln Ser Phe Phe Tyr Met Ser Leu Lys  
35 40

<210> SEQ ID NO 108

<211> LENGTH: 42

<212> TYPE: PRT

<213> ORGANISM: Artificial Sequence

<220> FEATURE:

<223> OTHER INFORMATION: Synthetic

<220> FEATURE:

<221> NAME/KEY: MISC\_FEATURE

<222> LOCATION: (3)..(3)

<223> OTHER INFORMATION: X is A or C

<400> SEQUENCE: 108

Glu Tyr Xaa Ser Arg Thr Ala Met Asp Ala Leu Lys His Gly Phe Glu  
1 5 10 15

Val Tyr Leu Leu Arg Asp Ala Val Lys Gly Ile Lys Pro Thr Glu Glu  
20 25 30

Gln Gln Ser Phe Phe Tyr Met Thr Leu Lys  
35 40

<210> SEQ ID NO 109

<211> LENGTH: 42

<212> TYPE: PRT

<213> ORGANISM: Artificial Sequence

<220> FEATURE:

<223> OTHER INFORMATION: Synthetic

<220> FEATURE:

<221> NAME/KEY: MISC\_FEATURE

<222> LOCATION: (3)..(3)

<223> OTHER INFORMATION: X is A or C

<400> SEQUENCE: 109

Glu Tyr Xaa Ser Arg Thr Ala Met Asp Ala Leu Lys His Gly Phe Glu  
1 5 10 15

Val Tyr Leu Leu Arg Asp Ala Val Lys Gly Ile Lys Pro Thr Glu Glu  
20 25 30

Gln Gln Ser Phe Phe Tyr Met Thr Leu Lys  
35 40

<210> SEQ ID NO 110

<211> LENGTH: 42

<212> TYPE: PRT

<213> ORGANISM: Artificial Sequence

<220> FEATURE:

<223> OTHER INFORMATION: Synthetic

<220> FEATURE:

<221> NAME/KEY: MISC\_FEATURE

<222> LOCATION: (3)..(3)

<223> OTHER INFORMATION: X is A or C

<400> SEQUENCE: 110

Glu Tyr Xaa Ser Lys Thr Ala Thr Asp Ala Leu Lys His Gly Phe Glu  
1 5 10 15

Val Tyr Leu Leu Arg Asp Ala Val Lys Gly Ile Lys Pro Ser Leu Glu

-continued

---

Gln Gln Ser Phe Phe Tyr Met Arg Leu Lys  
           20                  25                  30  
           35                  40

<210> SEQ ID NO 111  
 <211> LENGTH: 42  
 <212> TYPE: PRT  
 <213> ORGANISM: Artificial Sequence  
 <220> FEATURE:  
 <223> OTHER INFORMATION: Synthetic  
 <220> FEATURE:  
 <221> NAME/KEY: MISC\_FEATURE  
 <222> LOCATION: (3)..(3)  
 <223> OTHER INFORMATION: X is A or C

<400> SEQUENCE: 111

Glu Tyr Xaa Ser Thr Thr Ala Ile Asp Ala Leu Lys His Gly Phe Glu  
 1                  5                  10                  15

Val Tyr Leu Leu Arg Asp Ala Val Lys Gly Ile Lys Pro Gly Met Glu  
           20                  25                  30

Gln Gln Ser Phe Phe Tyr Met Ile Leu Lys  
           35                  40

<210> SEQ ID NO 112  
 <211> LENGTH: 42  
 <212> TYPE: PRT  
 <213> ORGANISM: Artificial Sequence  
 <220> FEATURE:  
 <223> OTHER INFORMATION: Synthetic  
 <220> FEATURE:  
 <221> NAME/KEY: MISC\_FEATURE  
 <222> LOCATION: (3)..(3)  
 <223> OTHER INFORMATION: X is A or C

<400> SEQUENCE: 112

Glu Tyr Xaa Ser Leu Thr Ala Val Asp Ala Leu Lys His Gly Phe Glu  
 1                  5                  10                  15

Val Tyr Leu Leu Arg Asp Ala Val Lys Gly Ile Lys Pro Met Ile Glu  
           20                  25                  30

Gln Gln Ser Phe Phe Tyr Met Arg Leu Lys  
           35                  40

<210> SEQ ID NO 113  
 <211> LENGTH: 42  
 <212> TYPE: PRT  
 <213> ORGANISM: Artificial Sequence  
 <220> FEATURE:  
 <223> OTHER INFORMATION: Synthetic  
 <220> FEATURE:  
 <221> NAME/KEY: MISC\_FEATURE  
 <222> LOCATION: (3)..(3)  
 <223> OTHER INFORMATION: X is A or C

<400> SEQUENCE: 113

Glu Tyr Xaa Ser Phe Thr Ala Ala Asp Ala Leu Lys His Gly Phe Glu  
 1                  5                  10                  15

Val Tyr Leu Leu Arg Asp Ala Val Lys Gly Ile Lys Pro Trp Ala Glu  
           20                  25                  30

Gln Gln Ser Phe Phe Tyr Met Gly Leu Lys  
           35                  40

<210> SEQ ID NO 114



-continued

---

<211> LENGTH: 42  
<212> TYPE: PRT  
<213> ORGANISM: Artificial Sequence  
<220> FEATURE:  
<223> OTHER INFORMATION: Synthetic  
<220> FEATURE:  
<221> NAME/KEY: MISC\_FEATURE  
<222> LOCATION: (3)..(3)  
<223> OTHER INFORMATION: X is A or C

<400> SEQUENCE: 114

Glu Tyr Xaa Ser Trp Thr Ala Met Asp Ala Leu Lys His Gly Phe Glu  
1 5 10 15

Val Tyr Leu Leu Arg Asp Ala Val Lys Gly Ile Lys Pro Pro Ile Glu  
20 25 30

Gln Gln Ser Phe Phe Tyr Met His Leu Lys  
35 40

<210> SEQ ID NO 115  
<211> LENGTH: 42  
<212> TYPE: PRT  
<213> ORGANISM: Artificial Sequence  
<220> FEATURE:  
<223> OTHER INFORMATION: Synthetic  
<220> FEATURE:  
<221> NAME/KEY: MISC\_FEATURE  
<222> LOCATION: (3)..(3)  
<223> OTHER INFORMATION: X is A or C

<400> SEQUENCE: 115

Glu Tyr Xaa Ser Met Thr Ala Met Asp Ala Leu Lys His Gly Phe Glu  
1 5 10 15

Val Tyr Leu Leu Arg Asp Ala Val Lys Gly Ile Lys Pro Ser Leu Glu  
20 25 30

Gln Gln Ser Phe Phe Tyr Met Asn Leu Lys  
35 40

<210> SEQ ID NO 116  
<211> LENGTH: 42  
<212> TYPE: PRT  
<213> ORGANISM: Artificial Sequence  
<220> FEATURE:  
<223> OTHER INFORMATION: Synthetic  
<220> FEATURE:  
<221> NAME/KEY: MISC\_FEATURE  
<222> LOCATION: (3)..(3)  
<223> OTHER INFORMATION: X is A or C

<400> SEQUENCE: 116

Glu Tyr Xaa Ala Met Thr Ala Val Asp Ala Leu Lys His Gly Phe Glu  
1 5 10 15

Val Tyr Leu Leu Arg Asp Ala Val Lys Gly Ile Lys Pro Trp Leu Glu  
20 25 30

Gln Gln Ser Phe Phe Tyr Met His Leu Lys  
35 40

<210> SEQ ID NO 117  
<211> LENGTH: 43  
<212> TYPE: PRT  
<213> ORGANISM: Artificial Sequence  
<220> FEATURE:  
<223> OTHER INFORMATION: Synthetic

<400> SEQUENCE: 117

-continued

---

Glu Tyr Cys Val Ser Arg Thr Ala Val Asp Ala Leu Lys His Gly Phe  
1 5 10 15

Glu Val Tyr Leu Leu Arg Asp Ala Val Lys Gly Ile Lys Pro Thr Phe  
20 25 30

Glu Gln Gln Ser Phe Phe Tyr Met Ser Leu Lys  
35 40

<210> SEQ ID NO 118  
<211> LENGTH: 43  
<212> TYPE: PRT  
<213> ORGANISM: Artificial Sequence  
<220> FEATURE:  
<223> OTHER INFORMATION: Synthetic

<400> SEQUENCE: 118

Glu Tyr Ala Val Ser Arg Thr Ala Val Asp Ala Leu Lys His Gly Phe  
1 5 10 15

Glu Val Tyr Leu Leu Arg Asp Ala Val Lys Gly Ile Lys Pro Thr Phe  
20 25 30

Glu Gln Gln Ser Phe Phe Tyr Met Ser Leu Lys  
35 40

<210> SEQ ID NO 119  
<211> LENGTH: 43  
<212> TYPE: PRT  
<213> ORGANISM: Artificial Sequence  
<220> FEATURE:  
<223> OTHER INFORMATION: Synthetic  
<220> FEATURE:  
<221> NAME/KEY: MISC\_FEATURE  
<222> LOCATION: (3)..(3)  
<223> OTHER INFORMATION: X is A or C

<400> SEQUENCE: 119

Glu Tyr Xaa Val Ser Arg Thr Ala Val Asp Ala Leu Lys His Gly Phe  
1 5 10 15

Glu Val Tyr Leu Leu Arg Asp Ala Val Lys Gly Ile Lys Pro Thr Phe  
20 25 30

Glu Gln Gln Ser Phe Phe Tyr Met Ser Leu Lys  
35 40

<210> SEQ ID NO 120  
<211> LENGTH: 177  
<212> TYPE: PRT  
<213> ORGANISM: Artificial Sequence  
<220> FEATURE:  
<223> OTHER INFORMATION: Synthetic  
<220> FEATURE:  
<221> NAME/KEY: MISC\_FEATURE  
<222> LOCATION: (2)..(4)  
<223> OTHER INFORMATION: X is any amino acid  
<220> FEATURE:  
<221> NAME/KEY: MISC\_FEATURE  
<222> LOCATION: (17)..(19)  
<223> OTHER INFORMATION: optionally absent  
<220> FEATURE:  
<221> NAME/KEY: MISC\_FEATURE  
<222> LOCATION: (18)..(19)  
<223> OTHER INFORMATION: X is any amino acid  
<220> FEATURE:  
<221> NAME/KEY: MISC\_FEATURE  
<222> LOCATION: (25)..(25)  
<223> OTHER INFORMATION: X is any amino acid  
<220> FEATURE:



-continued

---

<221> NAME/KEY: MISC\_FEATURE  
<222> LOCATION: (31)..(31)  
<223> OTHER INFORMATION: X is any amino acid  
<220> FEATURE:  
<221> NAME/KEY: MISC\_FEATURE  
<222> LOCATION: (34)..(35)  
<223> OTHER INFORMATION: X is any amino acid  
<220> FEATURE:  
<221> NAME/KEY: MISC\_FEATURE  
<222> LOCATION: (38)..(38)  
<223> OTHER INFORMATION: X is any amino acid  
<220> FEATURE:  
<221> NAME/KEY: MISC\_FEATURE  
<222> LOCATION: (41)..(41)  
<223> OTHER INFORMATION: X is any amino acid  
<220> FEATURE:  
<221> NAME/KEY: MISC\_FEATURE  
<222> LOCATION: (45)..(45)  
<223> OTHER INFORMATION: optionally absent  
<220> FEATURE:  
<221> NAME/KEY: MISC\_FEATURE  
<222> LOCATION: (46)..(47)  
<223> OTHER INFORMATION: X is any amino acid  
<220> FEATURE:  
<221> NAME/KEY: MISC\_FEATURE  
<222> LOCATION: (49)..(50)  
<223> OTHER INFORMATION: optionally absent  
<220> FEATURE:  
<221> NAME/KEY: MISC\_FEATURE  
<222> LOCATION: (49)..(50)  
<223> OTHER INFORMATION: X is any amino acid  
<220> FEATURE:  
<221> NAME/KEY: MISC\_FEATURE  
<222> LOCATION: (55)..(55)  
<223> OTHER INFORMATION: X is any amino acid  
<220> FEATURE:  
<221> NAME/KEY: MISC\_FEATURE  
<222> LOCATION: (61)..(62)  
<223> OTHER INFORMATION: optionally absent  
<220> FEATURE:  
<221> NAME/KEY: MISC\_FEATURE  
<222> LOCATION: (61)..(61)  
<223> OTHER INFORMATION: X is any amino acid  
<220> FEATURE:  
<221> NAME/KEY: MISC\_FEATURE  
<222> LOCATION: (70)..(71)  
<223> OTHER INFORMATION: X is any amino acid  
<220> FEATURE:  
<221> NAME/KEY: MISC\_FEATURE  
<222> LOCATION: (73)..(73)  
<223> OTHER INFORMATION: X is any amino acid  
<220> FEATURE:  
<221> NAME/KEY: MISC\_FEATURE  
<222> LOCATION: (76)..(99)  
<223> OTHER INFORMATION: optionally absent  
<220> FEATURE:  
<221> NAME/KEY: MISC\_FEATURE  
<222> LOCATION: (79)..(80)  
<223> OTHER INFORMATION: X is any amino acid  
<220> FEATURE:  
<221> NAME/KEY: MISC\_FEATURE  
<222> LOCATION: (82)..(89)  
<223> OTHER INFORMATION: X is any amino acid  
<220> FEATURE:  
<221> NAME/KEY: MISC\_FEATURE  
<222> LOCATION: (98)..(98)  
<223> OTHER INFORMATION: X is any amino acid  
<220> FEATURE:  
<221> NAME/KEY: MISC\_FEATURE  
<222> LOCATION: (104)..(104)  
<223> OTHER INFORMATION: X is any amino acid  
<220> FEATURE:  
<221> NAME/KEY: MISC\_FEATURE  
<222> LOCATION: (108)..(109)  
<223> OTHER INFORMATION: X is any amino acid  
<220> FEATURE:

-continued

---

```

<221> NAME/KEY: MISC_FEATURE
<222> LOCATION: (114)..(114)
<223> OTHER INFORMATION: X is any amino acid
<220> FEATURE:
<221> NAME/KEY: MISC_FEATURE
<222> LOCATION: (116)..(116)
<223> OTHER INFORMATION: X is any amino acid
<220> FEATURE:
<221> NAME/KEY: MISC_FEATURE
<222> LOCATION: (118)..(123)
<223> OTHER INFORMATION: optionally absent
<220> FEATURE:
<221> NAME/KEY: MISC_FEATURE
<222> LOCATION: (128)..(130)
<223> OTHER INFORMATION: optionally absent
<220> FEATURE:
<221> NAME/KEY: MISC_FEATURE
<222> LOCATION: (128)..(131)
<223> OTHER INFORMATION: X is any amino acid
<220> FEATURE:
<221> NAME/KEY: MISC_FEATURE
<222> LOCATION: (134)..(134)
<223> OTHER INFORMATION: X is any amino acid
<220> FEATURE:
<221> NAME/KEY: MISC_FEATURE
<222> LOCATION: (136)..(136)
<223> OTHER INFORMATION: X is any amino acid
<220> FEATURE:
<221> NAME/KEY: MISC_FEATURE
<222> LOCATION: (138)..(138)
<223> OTHER INFORMATION: X is any amino acid
<220> FEATURE:
<221> NAME/KEY: MISC_FEATURE
<222> LOCATION: (141)..(143)
<223> OTHER INFORMATION: X is any amino acid
<220> FEATURE:
<221> NAME/KEY: MISC_FEATURE
<222> LOCATION: (148)..(148)
<223> OTHER INFORMATION: X is any amino acid
<220> FEATURE:
<221> NAME/KEY: MISC_FEATURE
<222> LOCATION: (152)..(157)
<223> OTHER INFORMATION: optionally absent
<220> FEATURE:
<221> NAME/KEY: MISC_FEATURE
<222> LOCATION: (152)..(155)
<223> OTHER INFORMATION: X is any amino acid
<220> FEATURE:
<221> NAME/KEY: MISC_FEATURE
<222> LOCATION: (159)..(161)
<223> OTHER INFORMATION: X is any amino acid
<220> FEATURE:
<221> NAME/KEY: MISC_FEATURE
<222> LOCATION: (173)..(173)
<223> OTHER INFORMATION: X is any amino acid

<400> SEQUENCE: 120

Pro Xaa Xaa Xaa Ala Leu Ile Val Ile Asp Met Gln Asn Asp Phe Val
1           5           10           15

Ser Xaa Xaa Pro Gly Gly Pro Leu Xaa Val Pro Gly Gly Glu Xaa Ile
          20           25           30

Ile Xaa Xaa Ile Asn Xaa Leu Leu Xaa Ala Ala Arg Phe Xaa Xaa Gly
          35           40           45

Xaa Xaa Ile Pro Val Val Xaa Thr Arg Asp Trp His Xaa Gln Pro Glu
          50           55           60

Asn His Ile Ser Phe Xaa Xaa Asp Xaa Gly Pro Lys Glx Pro Xaa Xaa
65           70           75           80

Thr Xaa Xaa Xaa Xaa Xaa Xaa Xaa Xaa Gly Asp Asp Ser Thr Gln Glu
          85           90           95

```



-continued

---

Gly Xaa Leu Trp Pro Pro His Xaa Val Gln Gly Xaa Xaa Gly Ala Glu  
 100 105 110

Leu Xaa Pro Xaa Leu Gly Ile Phe Tyr Ala Pro Gln Glu Gly Asp Xaa  
 115 120 125

Xaa Xaa Xaa Val Ile Xaa Lys Xaa Phe Xaa Thr Asp Xaa Xaa Xaa Tyr  
 130 135 140

Ser Ala Phe Xaa Gly Thr Asp Xaa Xaa Xaa Xaa Thr Gly Leu Xaa Xaa  
 145 150 155 160

Xaa Leu Arg Glu Arg Gly Val Asp Thr Val Ile Val Xaa Gly Val Ala  
 165 170 175

Thr

<210> SEQ ID NO 121  
 <211> LENGTH: 130  
 <212> TYPE: PRT  
 <213> ORGANISM: Artificial Sequence  
 <220> FEATURE:  
 <223> OTHER INFORMATION: Synthetic  
 <220> FEATURE:  
 <221> NAME/KEY: MISC\_FEATURE  
 <222> LOCATION: (1)..(1)  
 <223> OTHER INFORMATION: optionally absent

&lt;400&gt; SEQUENCE: 121

Met Pro Glu Glu Ala Leu Ile Val Val Asp Met Gln Arg Asp Phe Met  
 1 5 10 15

Pro Gly Gly Ala Leu Pro Val Pro Glu Gly Asp Lys Ile Ile Pro Lys  
 20 25 30

Val Asn Glu Tyr Ile Arg Lys Phe Lys Glu Lys Gly Ala Leu Ile Val  
 35 40 45

Ala Thr Arg Asp Trp His Pro Glu Asn His Ile Ser Phe Arg Glu Arg  
 50 55 60

Gly Gly Pro Trp Pro Arg His Cys Val Gln Asn Thr Pro Gly Ala Glu  
 65 70 75 80

Phe Val Val Asp Leu Pro Glu Asp Ala Val Ile Ile Ser Lys Ala Thr  
 85 90 95

Glu Pro Asp Lys Glu Ala Tyr Ser Gly Phe Glu Gly Thr Asp Leu Ala  
 100 105 110

Lys Ile Leu Arg Gly Asn Gly Val Lys Arg Val Tyr Ile Cys Gly Val  
 115 120 125

Ala Thr  
 130

<210> SEQ ID NO 122  
 <211> LENGTH: 167  
 <212> TYPE: PRT  
 <213> ORGANISM: Artificial Sequence  
 <220> FEATURE:  
 <223> OTHER INFORMATION: Synthetic  
 <220> FEATURE:  
 <221> NAME/KEY: MISC\_FEATURE  
 <222> LOCATION: (1)..(8)  
 <223> OTHER INFORMATION: optionally absent

&lt;400&gt; SEQUENCE: 122

Met Ala His His His His His His Val Gly Thr Gly Ser Asn Asp Asp  
 1 5 10 15

Asp Asp Lys Ser Pro Asp Pro Pro Thr Leu Cys Val Thr Val Ser Ser

-continued

---

	20		25		30														
Thr	Thr	Asp	Val	Leu	Ile	Ile	Ala	Asp	Met	Gln	Val	Asp	Phe	Leu	Ala				
	35						40					45							
Pro	Gly	Gly	Ser	Leu	His	Val	Lys	Gly	Gly	Glu	Ala	Leu	Leu	Asp	Gly				
	50					55					60								
Ile	Asn	Ala	Val	Ser	Ser	Gln	Leu	Pro	Phe	Arg	Tyr	Gln	Val	Ala	Thr				
65					70					75					80				
Gln	Asp	Trp	His	Pro	Glu	Asn	His	Cys	Ser	Phe	Val	Thr	His	Gly	Gly				
			85						90					95					
Pro	Trp	Pro	Pro	His	Cys	Val	Gln	Gly	Ser	Ala	Gly	Ala	Gln	Leu	His				
			100					105						110					
Ala	Gly	Leu	His	Thr	Gln	Arg	Ile	Asn	Ala	Val	Ile	Arg	Lys	Gly	Val				
		115					120					125							
Thr	Gln	Gln	Ala	Asp	Ser	Tyr	Ser	Ala	Phe	Val	Glu	Asp	Asn	Gly	Val				
	130					135					140								
Ser	Thr	Gly	Leu	Ala	Gly	Leu	Leu	His	Ser	Ile	Gly	Ala	Arg	Arg	Val				
145					150					155					160				
Phe	Val	Cys	Gly	Val	Ala	Tyr													
				165															

<210> SEQ ID NO 123  
 <211> LENGTH: 120  
 <212> TYPE: PRT  
 <213> ORGANISM: Artificial Sequence  
 <220> FEATURE:  
 <223> OTHER INFORMATION: Synthetic

<400> SEQUENCE: 123

Met	Lys	Pro	Ala	Leu	Val	Val	Val	Asp	Met	Val	Asn	Glu	Phe	Ile	His				
1				5					10					15					
Gly	Arg	Leu	Ala	Thr	Pro	Glu	Ala	Met	Lys	Thr	Val	Gly	Pro	Ala	Arg				
			20					25					30						
Lys	Val	Ile	Glu	Thr	Phe	Arg	Arg	Ser	Gly	Leu	Pro	Val	Val	Tyr	Val				
		35					40					45							
Asn	Asp	Ser	His	Tyr	Pro	Asp	Asp	Pro	Glu	Ile	Arg	Ile	Trp	Gly	Arg				
	50					55					60								
His	Ser	Met	Lys	Gly	Asp	Asp	Gly	Ser	Glu	Val	Ile	Asp	Glu	Ile	Arg				
65					70					75					80				
Pro	Ser	Ala	Gly	Asp	Tyr	Val	Leu	Glu	Lys	His	Ala	Tyr	Ser	Gly	Phe				
				85					90					95					
Tyr	Gly	Thr	Asn	Leu	Asp	Met	Ile	Leu	Arg	Ala	Asn	Gly	Ile	Asp	Thr				
			100					105						110					
Val	Val	Leu	Ile	Gly	Leu	Asp	Ala												
		115					120												

<210> SEQ ID NO 124  
 <211> LENGTH: 177  
 <212> TYPE: PRT  
 <213> ORGANISM: Artificial Sequence  
 <220> FEATURE:  
 <223> OTHER INFORMATION: Synthetic  
 <220> FEATURE:  
 <221> NAME/KEY: MISC\_FEATURE  
 <222> LOCATION: (1)..(10)  
 <223> OTHER INFORMATION: optionally absent

<400> SEQUENCE: 124



-continued

---

```

Met Gly Ser Ser His His His His His His Ser Ser Gly Glu Asn Leu
1          5          10          15
Tyr Phe Gln Gly His Met Lys Met Asn Lys Gln Pro Gln Asn Ser Ala
          20          25          30
Leu Val Val Val Asp Val Gln Asn Gly Phe Thr Pro Gly Gly Asn Leu
          35          40          45
Ala Val Ala Asp Ala Asp Thr Ile Ile Pro Thr Ile Asn Gln Leu Ala
          50          55          60
Gly Cys Phe Glu Asn Val Val Leu Thr Gln Asp Trp His Pro Asp Asn
65          70          75          80
His Ile Ser Phe Ala Ala Asn His Pro Gly Lys Gln Pro Phe Glu Thr
          85          90          95
Ile Glu Leu Asp Tyr Gly Ser Gln Val Leu Trp Pro Lys His Cys Ile
          100          105          110
Gln Gly Thr His Asp Ala Glu Phe His Pro Asp Leu Asn Ile Pro Thr
          115          120          125
Ala Gln Leu Ile Ile Arg Lys Gly Phe His Ala His Ile Asp Ser Tyr
          130          135          140
Ser Ala Phe Met Glu Ala Asp His Thr Thr Met Thr Gly Leu Thr Gly
145          150          155          160
Tyr Leu Lys Glu Arg Gly Ile Asp Thr Val Tyr Val Val Gly Ile Ala
          165          170          175

```

Thr

```

<210> SEQ ID NO 125
<211> LENGTH: 164
<212> TYPE: PRT
<213> ORGANISM: Artificial Sequence
<220> FEATURE:
<223> OTHER INFORMATION: Synthetic

```

&lt;400&gt; SEQUENCE: 125

```

Met Lys Thr Leu Ile Val Val Asp Met Gln Asn Asp Phe Ile Ser Pro
1          5          10          15
Leu Gly Ser Leu Thr Val Pro Lys Gly Glu Glu Leu Ile Asn Pro Ile
          20          25          30
Ser Asp Leu Met Gln Asp Ala Asp Arg Asp Trp His Arg Ile Val Val
          35          40          45
Thr Arg Asp Trp His Pro Ser Arg His Ile Ser Phe Ala Lys Asn His
          50          55          60
Lys Asp Lys Glu Pro Tyr Ser Thr Tyr Thr Tyr His Ser Pro Arg Pro
65          70          75          80
Gly Asp Asp Ser Thr Gln Glu Gly Ile Leu Trp Pro Val His Cys Val
          85          90          95
Lys Asn Thr Trp Gly Ser Gln Leu Val Asp Gln Ile Met Asp Gln Val
          100          105          110
Val Thr Lys His Ile Lys Ile Val Asp Lys Gly Phe Leu Thr Asp Arg
          115          120          125
Glu Tyr Tyr Ser Ala Phe His Asp Ile Trp Asn Phe His Lys Thr Asp
          130          135          140
Met Asn Lys Tyr Leu Glu Lys His His Thr Asp Glu Val Tyr Ile Val
145          150          155          160

```

-continued

Gly Val Ala Leu

<210> SEQ ID NO 126  
 <211> LENGTH: 153  
 <212> TYPE: PRT  
 <213> ORGANISM: Artificial Sequence  
 <220> FEATURE:  
 <223> OTHER INFORMATION: Synthetic  
 <220> FEATURE:  
 <221> NAME/KEY: MISC\_FEATURE  
 <222> LOCATION: (1)..(10)  
 <223> OTHER INFORMATION: optionally absent

&lt;400&gt; SEQUENCE: 126

Met Gly Ser Ser His His His His His His Ser Ser Gly Leu Val Pro  
 1 5 10 15  
 Arg Gly Ser His Met Thr Lys Ala Leu Ile Ser Ile Asp Tyr Thr Glu  
 20 25 30  
 Asp Phe Val Ala Asp Ser Gly Lys Leu Thr Ala Gly Ala Pro Ala Gln  
 35 40 45  
 Ala Ile Ser Asp Ala Ile Ser Lys Val Thr Arg Leu Ala Phe Glu Arg  
 50 55 60  
 Gly Asp Tyr Ile Phe Phe Thr Ile Asp Ala His Glu Glu Asn Asp Cys  
 65 70 75 80  
 Phe His Pro Glu Ser Lys Leu Phe Pro Pro His Asn Leu Ile Gly Thr  
 85 90 95  
 Ser Gly Arg Asn Leu Tyr Gly Asp Leu Gly Ile Phe Tyr Gln Glu His  
 100 105 110  
 Gly Ser Asp Ser Arg Val Phe Trp Met Asp Lys Arg His Tyr Ser Ala  
 115 120 125  
 Phe Ser Gly Thr Asp Leu Asp Ile Arg Leu Arg Glu Arg Arg Val Ser  
 130 135 140  
 Thr Val Ile Leu Thr Gly Val Leu Thr  
 145 150

<210> SEQ ID NO 127  
 <211> LENGTH: 123  
 <212> TYPE: PRT  
 <213> ORGANISM: Artificial Sequence  
 <220> FEATURE:  
 <223> OTHER INFORMATION: Synthetic

&lt;400&gt; SEQUENCE: 127

Gly Met Thr Thr Glu Asn Thr Thr Ala Leu Leu Leu Ile Asp Phe Gln  
 1 5 10 15  
 Asn Asp Tyr Phe Ser Thr Tyr Asn Gly Ala Lys Asn Pro Leu Val Gly  
 20 25 30  
 Thr Glu Ala Ala Ala Glu Gln Gly Ala Lys Leu Leu Ala Lys Phe Arg  
 35 40 45  
 Gln Gln Gly Leu Pro Val Val His Val Arg His Glu Phe Pro Thr Asp  
 50 55 60  
 Glu Ala Pro Phe Phe Leu Pro Gly Ser Asp Gly Ala Lys Ile His Pro  
 65 70 75 80  
 Ser Val Ala Ala Gln Glu Gly Glu Ala Val Val Leu Lys His Gln Ile  
 85 90 95  
 Asn Ser Phe Arg Asp Thr Asp Leu Lys Lys Val Leu Asp Asp Ala Gly  
 100 105 110

-continued

---

Ile Lys Lys Leu Val Ile Val Gly Ala Met Thr  
 115 120

<210> SEQ ID NO 128  
 <211> LENGTH: 111  
 <212> TYPE: PRT  
 <213> ORGANISM: Artificial Sequence  
 <220> FEATURE:  
 <223> OTHER INFORMATION: Synthetic

<400> SEQUENCE: 128

Met Ala Ala Arg Lys Leu Ile Ala Arg Ile Asn Pro Thr Asn Ser Ala  
 1 5 10 15  
 Leu Phe Val Cys Asp Leu Gln Glu Lys Phe Ala Ser Asn Ile Lys Tyr  
 20 25 30  
 Phe Pro Glu Ile Ile Thr Thr Ser Arg Arg Leu Ile Asp Ala Ala Arg  
 35 40 45  
 Ile Leu Ser Ile Pro Thr Ile Val Thr Glu Gln Tyr Pro Lys Gly Leu  
 50 55 60  
 Gly His Thr Val Pro Thr Leu Lys Glu Gly Leu Ala Glu Asn Thr Pro  
 65 70 75 80  
 Ile Phe Asp Lys Thr Lys Phe Ser Met Cys Ile Pro Pro Thr Glu Asp  
 85 90 95  
 Thr Leu Lys Lys Val Gln Asn Val Ile Leu Val Gly Ile Glu Ala  
 100 105 110

<210> SEQ ID NO 129  
 <211> LENGTH: 119  
 <212> TYPE: PRT  
 <213> ORGANISM: Artificial Sequence  
 <220> FEATURE:  
 <223> OTHER INFORMATION: Synthetic

<400> SEQUENCE: 129

Gly Met Thr Thr Pro Arg Arg Ala Leu Ile Val Ile Asp Val Gln Asn  
 1 5 10 15  
 Glu Tyr Val Thr Gly Asp Leu Pro Ile Glu Tyr Pro Asp Val Gln Ser  
 20 25 30  
 Ser Leu Ala Asn Ile Ala Arg Ala Met Asp Ala Ala Arg Ala Ala Gly  
 35 40 45  
 Val Pro Val Val Ile Val Gln Asn Phe Ala Pro Ala Gly Ser Pro Leu  
 50 55 60  
 Phe Ala Arg Gly Ser Asn Gly Ala Glu Leu His Pro Val Val Ser Glu  
 65 70 75 80  
 Arg Ala Arg Asp His Tyr Val Glu Lys Ser Leu Pro Ser Ala Phe Thr  
 85 90 95  
 Gly Thr Asp Leu Ala Gly Trp Leu Ala Ala Arg Gln Ile Asp Thr Leu  
 100 105 110  
 Thr Val Thr Gly Tyr Met Thr  
 115

<210> SEQ ID NO 130  
 <211> LENGTH: 111  
 <212> TYPE: PRT  
 <213> ORGANISM: Artificial Sequence  
 <220> FEATURE:  
 <223> OTHER INFORMATION: Synthetic



-continued

&lt;400&gt; SEQUENCE: 130

Ala Met Lys Asn Arg Ala Leu Leu Leu Ile Asp Phe Gln Lys Gly Ile  
 1 5 10 15  
 Glu Ser Pro Thr Gln Gln Leu Tyr Arg Leu Pro Ala Val Leu Asp Lys  
 20 25 30  
 Val Asn Gln Arg Ile Ala Val Tyr Arg Gln His His Ala Pro Ile Ile  
 35 40 45  
 Phe Val Gln His Glu Glu Thr Glu Leu Pro Phe Gly Ser Asp Ser Trp  
 50 55 60  
 Gln Leu Phe Glu Lys Leu Asp Thr Gln Pro Thr Asp Phe Phe Ile Arg  
 65 70 75 80  
 Lys Thr His Ala Asn Ala Phe Tyr Gln Thr Asn Leu Asn Asp Leu Leu  
 85 90 95  
 Thr Glu Gln Ala Val Gln Thr Leu Glu Ile Ala Gly Val Gln Thr  
 100 105 110

&lt;210&gt; SEQ ID NO 131

&lt;211&gt; LENGTH: 132

&lt;212&gt; TYPE: PRT

&lt;213&gt; ORGANISM: Artificial Sequence

&lt;220&gt; FEATURE:

&lt;223&gt; OTHER INFORMATION: Synthetic

&lt;400&gt; SEQUENCE: 131

Gly Met Ser Val Pro Thr Thr Met Phe Arg Leu Thr Gly Arg Asp Tyr  
 1 5 10 15  
 Pro Pro Ala Lys Leu Ser His Ala Ser Leu Ile Ile Ile Asp Ala Gln  
 20 25 30  
 Lys Glu Tyr Leu Ser Gly Pro Leu Lys Leu Ser Gly Met Asp Glu Ala  
 35 40 45  
 Val Ala Asn Ile Ala Arg Leu Leu Asp Ala Ala Arg Lys Ser Gly Arg  
 50 55 60  
 Pro Ile Ile His Val Arg His Leu Gly Thr Val Gly Gly Arg Phe Asp  
 65 70 75 80  
 Pro Gln Gly Pro Ala Gly Gln Phe Ile Pro Gly Leu Glu Pro Leu Glu  
 85 90 95  
 Gly Glu Ile Val Ile Glu Lys Arg Met Pro Asn Ala Phe Lys Asn Thr  
 100 105 110  
 Lys Leu His Glu Thr Leu Gln Glu Leu Gly His Leu Asp Leu Ile Val  
 115 120 125  
 Cys Gly Phe Met  
 130

&lt;210&gt; SEQ ID NO 132

&lt;211&gt; LENGTH: 135

&lt;212&gt; TYPE: PRT

&lt;213&gt; ORGANISM: Artificial Sequence

&lt;220&gt; FEATURE:

&lt;223&gt; OTHER INFORMATION: Synthetic

&lt;400&gt; SEQUENCE: 132

Met Arg Ala Leu Ile Ile Val Asp Val Gln Asn Asp Phe Cys Glu Gly  
 1 5 10 15  
 Gly Ser Leu Ala Val Thr Gly Gly Ala Ala Leu Ala Arg Ala Ile Ser  
 20 25 30







-continued

---

Glu Gly Asp Asp Ile His Leu Val His Ile Gln Glu Ala His Arg Lys  
 50 55 60

Asn Asp Ala Asp Phe Arg Val Arg Pro Leu His Ala Val Lys Gly Thr  
 65 70 75 80

Trp Gly Ser Asp Phe Ile Pro Glu Leu Tyr Pro Gln Glu Asp Glu Tyr  
 85 90 95

Ile Val Gln Lys Arg Arg His Ser Gly Phe Ala His Thr Asp Leu Asp  
 100 105 110

Leu Tyr Leu Lys Glu Glu Gly Ile Asp Thr Val Val Leu Thr Gly Val  
 115 120 125

Trp Thr  
 130

<210> SEQ ID NO 137  
 <211> LENGTH: 163  
 <212> TYPE: PRT  
 <213> ORGANISM: Artificial Sequence  
 <220> FEATURE:  
 <223> OTHER INFORMATION: Synthetic

<400> SEQUENCE: 137

Met Ser Leu Thr Thr Ser Lys Thr Arg Lys Ser Gly Val Ala Met Thr  
 1 5 10 15

Glu Lys Leu Glu Leu Asp Pro Ala Arg Thr Ala Ile Val Leu Ile Glu  
 20 25 30

Tyr Gln Asn Glu Phe Thr Ser Asp Gly Gly Val Leu His Gly Ala Val  
 35 40 45

Ala Asp Val Met Gln His Thr Gly Met Leu Ala Asn Thr Val Ala Val  
 50 55 60

Val Asp Ala Ala Arg Gln Ala Gly Val Pro Ile Met His Ala Pro Ile  
 65 70 75 80

Thr Phe Ala Glu Gly Tyr Gly Glu Leu Thr Arg His Pro Tyr Gly Ile  
 85 90 95

Leu Lys Gly Val Val Asp Gly Lys Ala Phe Val Lys Gly Thr Trp Gly  
 100 105 110

Ala Ala Ile Val Asp Glu Leu Ala Pro Val Asn Gly Asp Ile Val Ile  
 115 120 125

Glu Gly Lys Arg Gly Leu Asp Thr Phe Ala Ser Thr Asn Leu Asp Phe  
 130 135 140

Ile Leu Arg Ser Lys Gly Val Asp Thr Ile Val Leu Gly Gly Phe Leu  
 145 150 155 160

Thr Asn Cys

<210> SEQ ID NO 138  
 <211> LENGTH: 155  
 <212> TYPE: PRT  
 <213> ORGANISM: Artificial Sequence  
 <220> FEATURE:  
 <223> OTHER INFORMATION: Synthetic

<400> SEQUENCE: 138

Gly His Met Ala Ile Pro Lys Leu Gln Ala Tyr Ala Leu Pro Glu Ser  
 1 5 10 15

His Asp Ile Pro Gln Asn Lys Val Asp Trp Ala Phe Glu Pro Gln Arg  
 20 25 30

-continued

---

Ala Ala Leu Leu Ile His Asp Met Gln Asp Tyr Phe Val Ser Phe Trp  
                   35                                  40                                  45

Gly Glu Asn Cys Pro Met Met Glu Gln Val Ile Ala Asn Ile Ala Ala  
           50                                  55                                  60

Leu Arg Asp Tyr Cys Lys Gln His Asn Ile Pro Val Tyr Tyr Thr Ala  
   65                                  70                                  75                                  80

Gln Pro Lys Glu Gln Ser Asp Glu Asp Arg Ala Leu Leu Asn Asp Met  
                                   85                                  90                                  95

Trp Gly Pro Gly Leu Thr Arg Ser Pro Glu Gln Gln Lys Val Val Asp  
                                   100                                  105                                  110

Arg Leu Thr Pro Asp Ala Asp Asp Thr Val Leu Val Lys Trp Arg Tyr  
                                   115                                  120                                  125

Ser Ala Phe His Arg Ser Pro Leu Glu Gln Met Leu Lys Glu Ser Gly  
           130                                  135                                  140

Arg Asn Gln Leu Ile Ile Thr Gly Val Tyr Ala  
   145                                  150                                  155

<210> SEQ ID NO 139  
 <211> LENGTH: 148  
 <212> TYPE: PRT  
 <213> ORGANISM: Artificial Sequence  
 <220> FEATURE:  
 <223> OTHER INFORMATION: Synthetic

<400> SEQUENCE: 139

Met Ala Ile Pro Lys Ile Ala Ser Tyr Pro Leu Pro Val Ser Leu Pro  
 1                                  5                                  10                                  15

Thr Asn Lys Val Asp Trp Arg Ile Asp Ala Ser Arg Ala Val Leu Leu  
                                   20                                  25                                  30

Ile His Asn Met Gln Glu Tyr Phe Val His Tyr Phe Asp Ser Gln Ala  
                                   35                                  40                                  45

Glu Pro Ile Pro Ser Leu Ile Lys His Ile Gln Gln Leu Lys Ala His  
           50                                  55                                  60

Ala Lys Gln Ala Gly Ile Pro Val Val Tyr Thr Ala Gln Pro Ala Asn  
   65                                  70                                  75                                  80

Gln Asp Pro Ala Glu Arg Ala Leu Leu Ser Asp Phe Trp Gly Pro Gly  
                                   85                                  90                                  95

Leu Ser Glu Glu Thr Ala Ile Ile Ala Pro Leu Ala Pro Glu Ser Gly  
                                   100                                  105                                  110

Asp Val Gln Leu Thr Lys Trp Arg Tyr Ser Ala Phe Lys Lys Ser Pro  
           115                                  120                                  125

Leu Leu Asp Trp Leu Arg Glu Thr Gly Arg Asp Gln Leu Ile Ile Thr  
   130                                  135                                  140

Gly Val Tyr Ala  
 145

<210> SEQ ID NO 140  
 <211> LENGTH: 129  
 <212> TYPE: PRT  
 <213> ORGANISM: Artificial Sequence  
 <220> FEATURE:  
 <223> OTHER INFORMATION: Synthetic

<400> SEQUENCE: 140

Pro Glu Glu Ala Leu Ile Val Val Asp Met Gln Arg Asp Phe Met Pro

-continued

---

```

1           5           10           15
Gly Gly Ala Leu Pro Val Pro Glu Gly Asp Lys Ile Ile Pro Lys Val
   20           25           30
Asn Glu Tyr Ile Arg Lys Phe Lys Glu Lys Gly Ala Leu Ile Val Ala
   35           40           45
Thr Arg Asp Trp His Pro Glu Asn His Ile Ser Phe Arg Glu Arg Gly
   50           55           60
Gly Pro Trp Pro Arg His Cys Val Gln Asn Thr Pro Gly Ala Glu Phe
   65           70           75           80
Val Val Asp Leu Pro Glu Asp Ala Val Ile Ile Ser Lys Ala Thr Glu
   85           90           95
Pro Asp Lys Glu Ala Tyr Ser Gly Phe Glu Gly Thr Asp Leu Ala Lys
   100          105          110
Ile Leu Arg Gly Asn Gly Val Lys Arg Val Tyr Ile Cys Gly Val Ala
   115          120          125

```

Thr

```

<210> SEQ ID NO 141
<211> LENGTH: 179
<212> TYPE: PRT
<213> ORGANISM: Artificial Sequence
<220> FEATURE:
<223> OTHER INFORMATION: Synthetic

```

&lt;400&gt; SEQUENCE: 141

```

Pro Glu Glu Ala Leu Ile Val Val Asp Met Gln Arg Asp Phe Met Pro
1           5           10           15
Gly Gly Ala Leu Pro Val Pro Glu Gly Asp Lys Ile Ile Pro Lys Val
   20           25           30
Asn Glu Tyr Ile Arg Lys Phe Lys Glu Lys Gly Ala Leu Ile Val Ala
   35           40           45
Thr Arg Asp Trp His Pro Glu Asn His Ile Ser Phe Arg Glu Arg Gly
   50           55           60
Gly Pro Trp Pro Arg His Cys Val Gln Asn Thr Pro Gly Ala Glu Phe
   65           70           75           80
Val Val Asp Leu Pro Glu Asp Ala Val Ile Ile Ser Lys Ala Thr Glu
   85           90           95
Pro Asp Lys Glu Ala Tyr Ser Gly Phe Glu Gly Thr Asp Leu Ala Lys
   100          105          110
Ile Leu Arg Gly Asn Gly Val Lys Arg Val Tyr Ile Cys Gly Val Ala
   115          120          125
Thr Glu Tyr Cys Val Ser Ala Thr Ala Glu Asp Ala Leu Lys His Gly
   130          135          140
Phe Glu Val Tyr Leu Leu Arg Asp Ala Val Lys Gly Ile Lys Pro Glu
   145          150          155          160
Met Glu Gln Gln Ala Phe Phe Tyr Met Lys Leu Arg Gly Ile Lys Ile
   165          170          175

```

Val Gln Phe

```

<210> SEQ ID NO 142
<211> LENGTH: 179
<212> TYPE: PRT
<213> ORGANISM: Artificial Sequence
<220> FEATURE:

```



-continued

&lt;223&gt; OTHER INFORMATION: Synthetic

&lt;400&gt; SEQUENCE: 142

Pro Glu Glu Ala Leu Ile Val Val Asp Met Gln Arg Asp Phe Met Pro  
 1 5 10 15  
 Gly Gly Ala Leu Pro Val Pro Glu Gly Asp Lys Ile Ile Pro Lys Val  
 20 25 30  
 Asn Glu Tyr Ile Arg Lys Phe Lys Glu Lys Gly Ala Leu Ile Val Ala  
 35 40 45  
 Thr Arg Asp Trp His Pro Glu Asn His Ile Ser Phe Arg Glu Arg Gly  
 50 55 60  
 Gly Pro Trp Pro Arg His Cys Val Gln Asn Thr Pro Gly Ala Glu Phe  
 65 70 75 80  
 Val Val Asp Leu Pro Glu Asp Ala Val Ile Ile Ser Lys Ala Thr Glu  
 85 90 95  
 Pro Asp Lys Glu Ala Tyr Ser Gly Phe Glu Gly Thr Asp Leu Ala Lys  
 100 105 110  
 Ile Leu Arg Gly Asn Gly Val Lys Arg Val Tyr Ile Cys Gly Val Ala  
 115 120 125  
 Thr Glu Tyr Cys Val Ser Arg Thr Ala Val Asp Ala Lys Lys His Gly  
 130 135 140  
 Phe Glu Val Tyr Leu Leu Arg Asp Ala Val Lys Gly Ile Lys Pro Glu  
 145 150 155 160  
 Met Glu Gln Gln Ala Leu Phe Tyr Met Lys Leu Arg Gly Ile Lys Ile  
 165 170 175  
 Val Gln Phe

&lt;210&gt; SEQ ID NO 143

&lt;211&gt; LENGTH: 179

&lt;212&gt; TYPE: PRT

&lt;213&gt; ORGANISM: Artificial Sequence

&lt;220&gt; FEATURE:

&lt;223&gt; OTHER INFORMATION: Synthetic

&lt;400&gt; SEQUENCE: 143

Pro Glu Glu Ala Leu Ile Val Val Asp Met Gln Arg Asp Phe Met Pro  
 1 5 10 15  
 Gly Gly Ala Leu Pro Val Pro Glu Gly Asp Lys Ile Ile Pro Lys Val  
 20 25 30  
 Asn Glu Tyr Ile Arg Lys Phe Lys Glu Lys Gly Ala Leu Ile Val Ala  
 35 40 45  
 Thr Arg Asp Trp His Pro Glu Asn His Ile Ser Phe Arg Glu Arg Gly  
 50 55 60  
 Gly Pro Trp Pro Arg His Cys Val Gln Asn Thr Pro Gly Ala Glu Phe  
 65 70 75 80  
 Val Val Asp Leu Pro Glu Asp Ala Val Ile Ile Ser Lys Ala Thr Glu  
 85 90 95  
 Pro Asp Lys Glu Ala Tyr Ser Gly Phe Glu Gly Thr Asp Leu Ala Lys  
 100 105 110  
 Ile Leu Arg Gly Asn Gly Val Lys Arg Val Tyr Ile Cys Gly Val Ala  
 115 120 125  
 Thr Glu Tyr Cys Val Ser Arg Thr Ala Val Asp Ala Leu Lys His Gly  
 130 135 140

-continued

---

Phe Glu Val Tyr Leu Leu Arg Asp Ala Val Lys Gly Ile Lys Pro Thr  
145 150 155 160

Phe Glu Gln Gln Ser Phe Phe Tyr Met Ser Leu Lys Gly Ile Lys Ile  
165 170 175

Val Gln Phe

<210> SEQ ID NO 144  
<211> LENGTH: 179  
<212> TYPE: PRT  
<213> ORGANISM: Artificial Sequence  
<220> FEATURE:  
<223> OTHER INFORMATION: Synthetic

<400> SEQUENCE: 144

Pro Glu Glu Ala Leu Ile Val Val Asp Met Gln Arg Asp Phe Met Pro  
1 5 10 15

Gly Gly Ala Leu Pro Val Pro Glu Gly Asp Lys Ile Ile Pro Lys Val  
20 25 30

Asn Glu Tyr Ile Arg Lys Phe Lys Glu Lys Gly Ala Leu Ile Val Ala  
35 40 45

Thr Arg Asp Trp His Pro Glu Asn His Ile Ser Phe Arg Glu Arg Gly  
50 55 60

Gly Pro Trp Pro Arg His Cys Val Gln Asn Thr Pro Gly Ala Glu Phe  
65 70 75 80

Val Val Asp Leu Pro Glu Asp Ala Val Ile Ile Ser Lys Ala Thr Glu  
85 90 95

Pro Asp Lys Glu Ala Tyr Ser Gly Phe Glu Gly Thr Asp Leu Ala Lys  
100 105 110

Ile Leu Arg Gly Asn Gly Val Lys Arg Val Tyr Ile Cys Gly Val Ala  
115 120 125

Thr Glu Tyr Ala Val Ser Arg Thr Ala Val Asp Ala Leu Lys His Gly  
130 135 140

Phe Glu Val Tyr Leu Leu Arg Asp Ala Val Lys Gly Ile Lys Pro Thr  
145 150 155 160

Phe Glu Gln Gln Ser Phe Phe Tyr Met Ser Leu Lys Gly Ile Lys Ile  
165 170 175

Val Gln Phe

<210> SEQ ID NO 145  
<211> LENGTH: 179  
<212> TYPE: PRT  
<213> ORGANISM: Artificial Sequence  
<220> FEATURE:  
<223> OTHER INFORMATION: Synthetic

<400> SEQUENCE: 145

Pro Glu Glu Ala Leu Ile Val Val Asp Met Gln Arg Asp Phe Met Pro  
1 5 10 15

Gly Gly Ala Leu Pro Val Pro Glu Gly Asp Lys Ile Ile Pro Lys Val  
20 25 30

Asn Glu Tyr Ile Arg Lys Phe Lys Glu Lys Gly Ala Leu Ile Val Ala  
35 40 45

Thr Arg Asp Trp His Pro Glu Asn His Ile Ser Phe Arg Glu Arg Gly  
50 55 60

Gly Pro Trp Pro Arg His Cys Val Gln Asn Thr Pro Gly Ala Glu Phe

-continued

---

65	70	75	80
Val Val Asp Leu Pro Glu Asp Ala Val Ile Ile Ser Lys Ala Thr Glu	85	90	95
Pro Asp Lys Glu Ala Tyr Ser Gly Phe Glu Gly Thr Asp Leu Ala Lys	100	105	110
Ile Leu Arg Gly Asn Gly Val Lys Arg Val Tyr Ile Cys Gly Val Ala	115	120	125
Thr Glu Tyr Cys Val Ser Val Thr Ala Leu Asp Ala Leu Lys His Gly	130	135	140
Phe Glu Val Tyr Leu Leu Arg Asp Ala Val Lys Gly Ile Lys Pro Trp	145	150	155
Leu Glu Gln Gln Ser Phe Phe Tyr Met Arg Leu Lys Gly Ile Lys Ile	165	170	175

Val Gln Phe

<210> SEQ ID NO 146  
 <211> LENGTH: 179  
 <212> TYPE: PRT  
 <213> ORGANISM: Artificial Sequence  
 <220> FEATURE:  
 <223> OTHER INFORMATION: Synthetic

&lt;400&gt; SEQUENCE: 146

Pro Glu Glu Ala Leu Ile Val Val Asp Met Gln Arg Asp Phe Met Pro	1	5	10	15
Gly Gly Ala Leu Pro Val Pro Glu Gly Asp Lys Ile Ile Pro Lys Val	20	25	30	
Asn Glu Tyr Ile Arg Lys Phe Lys Glu Lys Gly Ala Leu Ile Val Ala	35	40	45	
Thr Arg Asp Trp His Pro Glu Asn His Ile Ser Phe Arg Glu Arg Gly	50	55	60	
Ser Pro Trp Pro Arg His Cys Val Gln Asn Thr Pro Gly Ala Glu Phe	65	70	75	80
Val Val Asp Leu Pro Glu Asp Ala Val Ile Ile Ser Lys Ala Thr Glu	85	90	95	
Pro Asp Lys Glu Ala Tyr Ser Gly Phe Glu Gly Thr Asp Leu Ala Lys	100	105	110	
Ile Leu Arg Gly Asn Gly Val Lys Arg Val Tyr Ile Cys Gly Val Ala	115	120	125	
Thr Glu Tyr Cys Val Ser Arg Thr Ala Ala Asp Ala Leu Lys His Gly	130	135	140	
Phe Glu Val Tyr Leu Leu Arg Asp Ala Val Lys Gly Ile Lys Pro Trp	145	150	155	160
Leu Glu Gln Gln Ser Phe Phe Tyr Met Ala Leu Lys Gly Ile Lys Ile	165	170	175	

Val Gln Phe

<210> SEQ ID NO 147  
 <211> LENGTH: 179  
 <212> TYPE: PRT  
 <213> ORGANISM: Artificial Sequence  
 <220> FEATURE:  
 <223> OTHER INFORMATION: Synthetic

&lt;400&gt; SEQUENCE: 147



-continued

---

Pro Glu Glu Ala Leu Ile Val Val Asp Met Gln Arg Asp Phe Met Pro  
 1 5 10 15  
 Gly Gly Ala Leu Pro Val Pro Glu Gly Asp Lys Ile Ile Pro Lys Val  
 20 25 30  
 Asn Glu Tyr Ile Arg Lys Phe Lys Glu Lys Gly Ala Leu Ile Val Ala  
 35 40 45  
 Thr Arg Asp Trp His Pro Glu Asn His Ile Ser Phe Arg Glu Arg Gly  
 50 55 60  
 Gly Pro Trp Pro Arg His Cys Val Gln Asn Thr Pro Gly Ala Glu Phe  
 65 70 75 80  
 Val Val Asp Leu Pro Glu Asp Ala Val Ile Ile Ser Lys Ala Thr Glu  
 85 90 95  
 Pro Asp Lys Glu Ala Tyr Ser Gly Phe Glu Gly Thr Asp Leu Ala Lys  
 100 105 110  
 Ile Leu Arg Gly Asn Gly Val Lys Arg Val Tyr Ile Cys Gly Val Ala  
 115 120 125  
 Thr Glu Tyr Cys Val Ser Arg Thr Ala Val Asp Ala Leu Lys His Gly  
 130 135 140  
 Phe Glu Val Tyr Leu Leu Arg Asp Ala Val Lys Gly Ile Lys Pro Val  
 145 150 155 160  
 Trp Glu Gln Gln Ser Phe Phe Tyr Met Val Leu Lys Gly Ile Lys Ile  
 165 170 175  
 Val Gln Phe

<210> SEQ ID NO 148  
 <211> LENGTH: 179  
 <212> TYPE: PRT  
 <213> ORGANISM: Artificial Sequence  
 <220> FEATURE:  
 <223> OTHER INFORMATION: Synthetic  
 <400> SEQUENCE: 148

Pro Glu Glu Ala Leu Ile Val Val Asp Met Gln Arg Asp Phe Met Pro  
 1 5 10 15  
 Gly Gly Ala Leu Pro Val Pro Glu Gly Asp Lys Ile Ile Pro Lys Val  
 20 25 30  
 Asn Glu Tyr Ile Arg Lys Phe Lys Glu Lys Gly Ala Leu Ile Val Ala  
 35 40 45  
 Thr Arg Asp Trp His Pro Glu Asn His Ile Ser Phe Arg Glu Arg Gly  
 50 55 60  
 Gly Pro Trp Pro Arg His Cys Val Gln Asn Thr Pro Gly Ala Glu Phe  
 65 70 75 80  
 Val Val Asp Leu Pro Glu Asp Ala Val Ile Ile Ser Lys Ala Thr Glu  
 85 90 95  
 Pro Asp Lys Glu Ala Tyr Ser Gly Phe Glu Gly Thr Asp Leu Ala Lys  
 100 105 110  
 Ile Leu Arg Gly Asn Gly Val Lys Arg Val Tyr Ile Cys Gly Val Ala  
 115 120 125  
 Thr Glu Tyr Cys Val Ser Leu Thr Ala Val Asp Ala Leu Lys His Gly  
 130 135 140  
 Phe Glu Val Tyr Leu Leu Arg Asp Ala Val Lys Gly Ile Lys Pro Trp  
 145 150 155 160

-continued

---

His Glu Gln Gln Ser Phe Phe Tyr Met Leu Leu Lys Gly Ile Lys Ile  
 165 170 175

Val Gln Phe

<210> SEQ ID NO 149  
 <211> LENGTH: 179  
 <212> TYPE: PRT  
 <213> ORGANISM: Artificial Sequence  
 <220> FEATURE:  
 <223> OTHER INFORMATION: Synthetic

&lt;400&gt; SEQUENCE: 149

Pro Glu Glu Ala Leu Ile Val Val Asp Met Gln Arg Asp Phe Met Pro  
 1 5 10 15

Gly Gly Ala Leu Pro Val Pro Glu Gly Asp Lys Ile Ile Pro Lys Val  
 20 25 30

Asn Glu Tyr Ile Arg Lys Phe Lys Glu Lys Gly Ala Leu Ile Val Ala  
 35 40 45

Thr Arg Asp Trp His Pro Glu Asn His Ile Ser Phe Arg Glu Arg Gly  
 50 55 60

Gly Pro Trp Pro Arg His Cys Val Gln Asn Thr Pro Gly Ala Glu Phe  
 65 70 75 80

Val Val Asp Leu Pro Glu Asp Ala Val Ile Ile Ser Lys Ala Thr Glu  
 85 90 95

Pro Asp Lys Glu Ala Tyr Ser Gly Phe Glu Gly Thr Asp Leu Ala Lys  
 100 105 110

Ile Leu Arg Gly Asn Gly Val Lys Arg Val Tyr Ile Cys Gly Val Ala  
 115 120 125

Thr Glu Tyr Cys Val Ser His Thr Ala Met Asp Ala Leu Lys His Gly  
 130 135 140

Phe Glu Val Tyr Leu Leu Arg Asp Ala Val Lys Gly Ile Lys Pro His  
 145 150 155 160

Trp Glu Gln Gln Ser Phe Phe Tyr Met Leu Leu Lys Gly Ile Lys Ile  
 165 170 175

Val Gln Phe

<210> SEQ ID NO 150  
 <211> LENGTH: 179  
 <212> TYPE: PRT  
 <213> ORGANISM: Artificial Sequence  
 <220> FEATURE:  
 <223> OTHER INFORMATION: Synthetic

&lt;400&gt; SEQUENCE: 150

Pro Glu Glu Ala Leu Ile Val Val Asp Met Gln Arg Asp Phe Met Pro  
 1 5 10 15

Gly Gly Ala Leu Pro Val Pro Glu Gly Asp Lys Ile Ile Pro Lys Val  
 20 25 30

Asn Glu Tyr Ile Arg Lys Phe Lys Glu Lys Gly Ala Leu Ile Val Ala  
 35 40 45

Thr Arg Asp Trp His Pro Glu Asn His Ile Ser Phe Arg Glu Arg Gly  
 50 55 60

Gly Pro Trp Pro Arg His Cys Val Gln Asn Thr Pro Gly Ala Glu Phe  
 65 70 75 80

Val Val Asp Leu Pro Glu Asp Ala Val Ile Ile Pro Lys Ala Thr Glu

-continued

---

	85	90	95	
Pro Asp Lys Glu Ala Tyr Ser Gly Phe Glu Gly Thr Asp Leu Ala Lys	100	105	110	
Ile Leu Arg Gly Asn Gly Val Lys Arg Val Tyr Ile Cys Gly Val Ala	115	120	125	
Thr Glu Tyr Cys Val Ser Leu Thr Ala Val Asp Ala Leu Lys His Gly	130	135	140	
Phe Glu Val Tyr Leu Leu Arg Asp Ala Val Lys Gly Ile Lys Pro Lys	145	150	155	160
Ile Glu Gln Gln Ser Phe Phe Tyr Met Met Leu Lys Gly Ile Lys Ile	165	170	175	
Val Gln Phe				

<210> SEQ ID NO 151  
 <211> LENGTH: 179  
 <212> TYPE: PRT  
 <213> ORGANISM: Artificial Sequence  
 <220> FEATURE:  
 <223> OTHER INFORMATION: Synthetic

<400> SEQUENCE: 151

Pro Glu Glu Ala Leu Ile Val Val Asp Met Gln Arg Asp Phe Met Pro	5	10	15	
Gly Gly Ala Leu Pro Val Pro Glu Gly Asp Lys Ile Ile Pro Lys Val	20	25	30	
Asn Glu Tyr Ile Arg Lys Phe Lys Glu Lys Gly Ala Leu Ile Val Ala	35	40	45	
Thr Arg Asp Trp His Pro Glu Asn His Ile Ser Phe Arg Glu Arg Gly	50	55	60	
Gly Pro Trp Pro Arg His Cys Val Gln Asn Thr Pro Gly Ala Glu Phe	65	70	75	80
Val Val Asp Leu Pro Glu Asp Ala Val Ile Ile Ser Lys Ala Thr Glu	85	90	95	
Pro Asp Lys Glu Ala Tyr Ser Gly Phe Glu Gly Thr Asp Leu Ala Lys	100	105	110	
Ile Leu Arg Gly Asn Gly Val Lys Arg Val Tyr Ile Cys Gly Val Ala	115	120	125	
Thr Glu Tyr Cys Val Ser Arg Thr Ala Met Asp Ala Leu Lys His Gly	130	135	140	
Phe Glu Val Tyr Leu Leu Arg Asp Ala Val Lys Gly Ile Lys Pro Phe	145	150	155	160
Leu Glu Gln Gln Ser Phe Phe Tyr Met Arg Leu Lys Gly Ile Lys Ile	165	170	175	
Val Gln Phe				

<210> SEQ ID NO 152  
 <211> LENGTH: 179  
 <212> TYPE: PRT  
 <213> ORGANISM: Artificial Sequence  
 <220> FEATURE:  
 <223> OTHER INFORMATION: Synthetic

<400> SEQUENCE: 152

Pro Glu Glu Ala Leu Ile Val Val Asp Met Gln Arg Asp Phe Met Pro	5	10	15	
---	---	----	----	--



-continued

---

Gly Gly Ala Leu Pro Val Pro Glu Gly Asp Lys Ile Ile Pro Lys Val  
                   20                                  25                                  30  
 Asn Glu Tyr Ile Arg Lys Phe Lys Glu Lys Gly Ala Leu Ile Val Ala  
                   35                                  40                                  45  
 Thr Arg Asp Trp His Pro Glu Asn His Ile Ser Phe Arg Glu Arg Gly  
                   50                                  55                                  60  
 Gly Pro Trp Pro Arg His Cys Val Gln Asn Thr Pro Gly Ala Glu Phe  
                   65                                  70                                  75                                  80  
 Val Val Asp Leu Pro Glu Asp Ala Val Ile Ile Ser Lys Ala Thr Glu  
                   85                                  90                                  95  
 Pro Asp Lys Glu Ala Tyr Ser Gly Phe Glu Gly Thr Asp Leu Ala Lys  
                   100                                  105                                  110  
 Ile Leu Arg Gly Asn Gly Val Lys Arg Val Tyr Ile Cys Gly Val Ala  
                   115                                  120                                  125  
 Thr Glu Tyr Cys Val Ser His Thr Ala Val Asp Ala Leu Lys His Gly  
                   130                                  135                                  140  
 Phe Glu Val Tyr Leu Leu Arg Asp Ala Val Lys Gly Ile Lys Pro Trp  
                   145                                  150                                  155                                  160  
 Leu Glu Gln Gln Ser Phe Phe Tyr Met Arg Leu Lys Gly Ile Lys Ile  
                   165                                  170                                  175

Val Gln Phe

<210> SEQ ID NO 153  
 <211> LENGTH: 179  
 <212> TYPE: PRT  
 <213> ORGANISM: Artificial Sequence  
 <220> FEATURE:  
 <223> OTHER INFORMATION: Synthetic

&lt;400&gt; SEQUENCE: 153

Pro Glu Glu Ala Leu Ile Val Val Asp Met Gln Arg Asp Phe Met Pro  
 1                  5                                  10                                  15  
 Gly Gly Ala Leu Pro Val Pro Glu Gly Asp Lys Ile Ile Pro Lys Val  
                   20                                  25                                  30  
 Asn Glu Tyr Ile Arg Lys Phe Lys Glu Lys Gly Ala Leu Ile Val Ala  
                   35                                  40                                  45  
 Thr Arg Asp Trp His Pro Glu Asn His Ile Ser Phe Arg Glu Arg Gly  
                   50                                  55                                  60  
 Gly Pro Trp Pro Arg His Cys Val Gln Asn Thr Pro Gly Ala Glu Phe  
                   65                                  70                                  75                                  80  
 Val Val Asp Leu Pro Glu Asp Ala Val Ile Ile Ser Lys Ala Thr Glu  
                   85                                  90                                  95  
 Pro Asp Lys Glu Ala Tyr Ser Gly Phe Glu Gly Thr Asp Leu Ala Lys  
                   100                                  105                                  110  
 Ile Leu Arg Gly Asn Gly Val Lys Arg Val Tyr Ile Cys Gly Val Ala  
                   115                                  120                                  125  
 Thr Glu Tyr Cys Val Ser Trp Thr Ala Val Asp Ala Leu Lys His Gly  
                   130                                  135                                  140  
 Phe Glu Val Tyr Leu Leu Arg Asp Ala Val Lys Gly Ile Lys Pro His  
                   145                                  150                                  155                                  160  
 Met Glu Gln Gln Ser Phe Phe Tyr Met Met Leu Lys Gly Ile Lys Ile  
                   165                                  170                                  175

-continued

Val Gln Phe

<210> SEQ ID NO 154  
 <211> LENGTH: 179  
 <212> TYPE: PRT  
 <213> ORGANISM: Artificial Sequence  
 <220> FEATURE:  
 <223> OTHER INFORMATION: Synthetic

&lt;400&gt; SEQUENCE: 154

```

Pro Glu Glu Ala Leu Ile Val Val Asp Met Gln Arg Asp Phe Met Pro
1           5           10           15

Gly Gly Ala Leu Pro Val Pro Glu Gly Asp Lys Ile Ile Pro Lys Val
20           25           30

Asn Glu Tyr Ile Arg Lys Phe Lys Glu Lys Gly Ala Leu Ile Val Ala
35           40           45

Thr Arg Asp Trp His Pro Glu Asn His Ile Ser Phe Arg Glu Arg Gly
50           55           60

Gly Pro Trp Pro Arg His Cys Val Gln Asn Thr Pro Gly Ala Glu Phe
65           70           75           80

Val Val Asp Leu Pro Glu Asp Ala Val Ile Ile Ser Lys Ala Thr Glu
85           90           95

Pro Asp Lys Glu Ala Tyr Ser Gly Phe Glu Gly Thr Asp Leu Ala Lys
100          105          110

Ile Leu Arg Gly Asn Gly Val Lys Arg Val Tyr Ile Cys Gly Val Ala
115          120          125

Thr Glu Tyr Cys Val Ser Arg Thr Ala Val Asp Ala Leu Lys His Gly
130          135          140

Phe Glu Val Tyr Leu Leu Arg Asp Ala Val Lys Gly Ile Lys Pro Trp
145          150          155          160

Leu Glu Gln Gln Ala Phe Phe Tyr Met Glu Leu Lys Gly Ile Lys Ile
165          170          175

```

Val Gln Phe

<210> SEQ ID NO 155  
 <211> LENGTH: 179  
 <212> TYPE: PRT  
 <213> ORGANISM: Artificial Sequence  
 <220> FEATURE:  
 <223> OTHER INFORMATION: Synthetic

&lt;400&gt; SEQUENCE: 155

```

Pro Glu Glu Ala Leu Ile Val Val Asp Met Gln Arg Asp Phe Met Pro
1           5           10           15

Gly Gly Ala Leu Pro Val Pro Glu Gly Asp Lys Ile Ile Pro Lys Val
20           25           30

Asn Glu Tyr Ile Arg Lys Phe Lys Glu Lys Gly Ala Leu Ile Val Ala
35           40           45

Thr Arg Asp Trp His Pro Glu Asn His Ile Ser Phe Arg Glu Arg Gly
50           55           60

Gly Pro Trp Pro Arg His Cys Val Gln Asn Thr Pro Gly Ala Glu Phe
65           70           75           80

Val Val Asp Leu Pro Glu Asp Ala Val Ile Ile Ser Lys Ala Thr Glu
85           90           95

Pro Asp Lys Glu Ala Tyr Ser Gly Phe Glu Gly Thr Asp Leu Ala Lys

```

-continued

---

	100		105		110														
Ile	Leu	Arg	Gly	Asn	Gly	Val	Lys	Arg	Val	Tyr	Ile	Cys	Gly	Val	Ala				
	115						120					125							
Thr	Glu	Tyr	Cys	Val	Ser	Arg	Thr	Ala	Arg	Asp	Ala	Leu	Lys	His	Gly				
	130					135				140									
Phe	Glu	Val	Tyr	Leu	Leu	Arg	Asp	Ala	Val	Lys	Gly	Ile	Lys	Pro	Trp				
145					150					155					160				
Leu	Glu	Gln	Gln	Ser	Phe	Phe	Tyr	Met	Lys	Leu	Lys	Gly	Ile	Lys	Ile				
				165				170						175					

Val Gln Phe

<210> SEQ ID NO 156  
 <211> LENGTH: 179  
 <212> TYPE: PRT  
 <213> ORGANISM: Artificial Sequence  
 <220> FEATURE:  
 <223> OTHER INFORMATION: Synthetic

<400> SEQUENCE: 156

Pro	Glu	Glu	Ala	Leu	Ile	Val	Val	Asp	Met	Gln	Arg	Asp	Phe	Met	Pro				
1				5				10					15						
Gly	Gly	Ala	Leu	Pro	Val	Pro	Glu	Gly	Asp	Lys	Ile	Ile	Pro	Lys	Val				
			20					25					30						
Asn	Glu	Tyr	Ile	Arg	Lys	Phe	Lys	Glu	Lys	Gly	Ala	Leu	Ile	Val	Ala				
		35				40						45							
Thr	Arg	Asp	Trp	His	Pro	Glu	Asn	His	Ile	Ser	Phe	Arg	Glu	Arg	Gly				
	50					55					60								
Gly	Pro	Trp	Pro	Arg	His	Cys	Val	Gln	Asn	Thr	Pro	Gly	Ala	Glu	Phe				
65					70				75					80					
Val	Val	Asp	Leu	Pro	Glu	Asp	Ala	Val	Ile	Ile	Ser	Lys	Ala	Thr	Glu				
			85						90					95					
Pro	Asp	Lys	Glu	Ala	Tyr	Ser	Gly	Phe	Glu	Gly	Thr	Asp	Leu	Ala	Lys				
			100					105					110						
Ile	Leu	Arg	Gly	Asn	Gly	Val	Lys	Arg	Val	Tyr	Ile	Cys	Gly	Val	Ala				
	115						120					125							
Thr	Glu	Tyr	Cys	Val	Ala	Phe	Thr	Ala	Val	Asp	Ala	Leu	Lys	His	Gly				
	130					135				140									
Phe	Glu	Val	Tyr	Leu	Leu	Arg	Asp	Ala	Val	Lys	Gly	Ile	Lys	Pro	Trp				
145					150					155					160				
Leu	Glu	Gln	Gln	Ser	Phe	Phe	Tyr	Met	Gln	Leu	Lys	Gly	Ile	Lys	Ile				
				165				170						175					

Val Gln Phe

<210> SEQ ID NO 157  
 <211> LENGTH: 179  
 <212> TYPE: PRT  
 <213> ORGANISM: Artificial Sequence  
 <220> FEATURE:  
 <223> OTHER INFORMATION: Synthetic

<400> SEQUENCE: 157

Pro	Glu	Glu	Ala	Leu	Ile	Val	Val	Asp	Met	Gln	Arg	Asp	Phe	Met	Pro				
1				5				10					15						
Gly	Gly	Ala	Leu	Pro	Val	Pro	Glu	Gly	Asp	Lys	Ile	Ile	Pro	Lys	Val				
			20					25					30						





-continued

---

```

<210> SEQ ID NO 159
<211> LENGTH: 179
<212> TYPE: PRT
<213> ORGANISM: Artificial Sequence
<220> FEATURE:
<223> OTHER INFORMATION: Synthetic

<400> SEQUENCE: 159

Pro Glu Glu Ala Leu Ile Val Val Asp Met Gln Arg Asp Phe Met Pro
1          5          10          15

Gly Gly Ala Leu Pro Val Pro Glu Gly Asp Lys Ile Ile Pro Lys Val
20          25          30

Asn Glu Tyr Ile Arg Lys Phe Lys Glu Lys Gly Ala Leu Ile Val Ala
35          40          45

Thr Arg Asp Trp His Pro Glu Asn His Ile Ser Phe Arg Glu Arg Gly
50          55          60

Gly Pro Trp Pro Arg His Cys Val Gln Asn Thr Pro Gly Ala Glu Phe
65          70          75          80

Val Val Asp Leu Pro Glu Asp Ala Val Ile Ile Ser Lys Ala Thr Glu
85          90          95

Pro Asp Lys Glu Ala Tyr Ser Gly Phe Glu Gly Thr Asp Leu Ala Lys
100         105         110

Ile Leu Arg Gly Asn Gly Val Lys Arg Val Tyr Ile Cys Gly Val Ala
115        120        125

Thr Glu Tyr Cys Val Ser Trp Thr Ala Met Asp Ala Leu Lys His Gly
130        135        140

Phe Glu Val Tyr Leu Leu Arg Asp Ala Val Lys Gly Ile Lys Pro Pro
145        150        155        160

Ile Glu Gln Gln Ser Phe Phe Tyr Met His Leu Lys Gly Ile Lys Ile
165        170        175

Val Gln Phe

```

```

<210> SEQ ID NO 160
<211> LENGTH: 179
<212> TYPE: PRT
<213> ORGANISM: Artificial Sequence
<220> FEATURE:
<223> OTHER INFORMATION: Synthetic

<400> SEQUENCE: 160

Pro Glu Glu Ala Leu Ile Val Val Asp Met Gln Arg Asp Phe Met Pro
1          5          10          15

Gly Gly Ala Leu Pro Val Pro Glu Gly Asp Lys Ile Ile Pro Lys Val
20          25          30

Asn Glu Tyr Ile Arg Lys Phe Lys Glu Lys Gly Ala Leu Ile Val Ala
35          40          45

Thr Arg Asp Trp His Pro Glu Asn His Ile Ser Phe Arg Glu Arg Gly
50          55          60

Gly Pro Trp Pro Arg His Cys Val Gln Asn Thr Pro Gly Ala Glu Phe
65          70          75          80

Val Val Asp Leu Pro Glu Asp Ala Val Ile Ile Ser Lys Ala Thr Glu
85          90          95

Pro Asp Lys Glu Ala Tyr Ser Gly Phe Glu Gly Thr Asp Leu Ala Lys
100         105         110

Ile Leu Arg Gly Asn Gly Val Lys Arg Val Tyr Ile Cys Gly Val Ala

```

-continued

---

115	120	125	
Thr Glu Tyr Cys Val Ser Phe Thr Ala Ala Asp Ala Leu Lys His Gly			
130	135	140	
Phe Glu Val Tyr Leu Leu Arg Asp Ala Val Lys Gly Ile Lys Pro Trp			
145	150	155	160
Ala Glu Gln Gln Ser Phe Phe Tyr Met Gly Leu Lys Gly Ile Lys Ile			
	165	170	175
Val Gln Phe			

<210> SEQ ID NO 161  
 <211> LENGTH: 179  
 <212> TYPE: PRT  
 <213> ORGANISM: Artificial Sequence  
 <220> FEATURE:  
 <223> OTHER INFORMATION: Synthetic

<400> SEQUENCE: 161

Pro	Glu	Glu	Ala	Leu	Ile	Val	Val	Asp	Met	Gln	Arg	Asp	Phe	Met	Pro
1				5					10					15	
Gly	Gly	Ala	Leu	Pro	Val	Pro	Glu	Gly	Asp	Lys	Ile	Ile	Pro	Lys	Val
		20					25						30		
Asn	Glu	Tyr	Ile	Arg	Lys	Phe	Lys	Glu	Lys	Gly	Ala	Leu	Ile	Val	Ala
	35					40						45			
Thr	Arg	Asp	Trp	His	Pro	Glu	Asn	His	Ile	Ser	Phe	Arg	Glu	Arg	Gly
	50					55					60				
Gly	Pro	Trp	Pro	Arg	His	Cys	Val	Gln	Asn	Thr	Pro	Gly	Ala	Glu	Phe
65					70					75				80	
Val	Val	Asp	Leu	Pro	Glu	Asp	Ala	Val	Ile	Ile	Ser	Lys	Ala	Thr	Glu
			85						90					95	
Pro	Asp	Lys	Glu	Ala	Tyr	Ser	Gly	Phe	Glu	Gly	Thr	Asp	Leu	Ala	Lys
		100						105					110		
Ile	Leu	Arg	Gly	Asn	Gly	Val	Lys	Arg	Val	Tyr	Ile	Cys	Gly	Val	Ala
	115					120						125			
Thr	Glu	Tyr	Cys	Val	Ser	Arg	Thr	Ala	Val	Asp	Ala	Leu	Lys	His	Gly
	130					135					140				
Phe	Glu	Val	Tyr	Leu	Leu	Arg	Asp	Ala	Val	Lys	Gly	Ile	Lys	Pro	Val
145					150					155				160	
Leu	Glu	Gln	Gln	Ser	Phe	Phe	Tyr	Met	Asp	Leu	Lys	Gly	Ile	Lys	Ile
			165						170					175	
Val Gln Phe															

<210> SEQ ID NO 162  
 <211> LENGTH: 179  
 <212> TYPE: PRT  
 <213> ORGANISM: Artificial Sequence  
 <220> FEATURE:  
 <223> OTHER INFORMATION: Synthetic

<400> SEQUENCE: 162

Pro	Glu	Glu	Ala	Leu	Ile	Val	Val	Asp	Met	Gln	Arg	Asp	Phe	Met	Pro
1				5					10					15	
Gly	Gly	Ala	Leu	Pro	Val	Pro	Glu	Gly	Asp	Lys	Ile	Ile	Pro	Lys	Val
		20					25						30		
Asn	Glu	Tyr	Ile	Arg	Lys	Phe	Lys	Glu	Lys	Gly	Ala	Leu	Ile	Val	Ala
	35					40						45			



-continued

---

Thr Arg Asp Trp His Pro Glu Asn His Ile Ser Phe Arg Glu Arg Gly  
 50 55 60  
 Gly Pro Trp Pro Arg His Cys Val Gln Asn Thr Pro Gly Ala Glu Phe  
 65 70 75 80  
 Val Val Asp Leu Pro Glu Asp Ala Val Ile Ile Ser Lys Ala Thr Glu  
 85 90 95  
 Pro Asp Lys Glu Ala Tyr Ser Gly Phe Glu Gly Thr Asp Leu Ala Lys  
 100 105 110  
 Ile Leu Arg Gly Asn Gly Val Lys Arg Val Tyr Ile Cys Gly Val Ala  
 115 120 125  
 Thr Glu Tyr Cys Val Ser Arg Thr Ala Met Asp Ala Leu Lys His Gly  
 130 135 140  
 Phe Glu Val Tyr Leu Leu Arg Asp Ala Val Lys Gly Ile Lys Pro Arg  
 145 150 155 160  
 Leu Glu Gln Gln Ser Phe Phe Tyr Met Thr Leu Lys Gly Ile Lys Ile  
 165 170 175  
 Val Gln Phe

<210> SEQ ID NO 163  
 <211> LENGTH: 179  
 <212> TYPE: PRT  
 <213> ORGANISM: Artificial Sequence  
 <220> FEATURE:  
 <223> OTHER INFORMATION: Synthetic

<400> SEQUENCE: 163

Pro Glu Glu Ala Leu Ile Val Val Asp Met Gln Arg Asp Phe Met Pro  
 1 5 10 15  
 Gly Gly Ala Leu Pro Val Pro Glu Gly Asp Lys Ile Ile Pro Lys Val  
 20 25 30  
 Asn Glu Tyr Ile Arg Lys Phe Lys Glu Lys Gly Ala Leu Ile Val Ala  
 35 40 45  
 Thr Arg Asp Trp His Pro Glu Asn His Ile Ser Phe Arg Glu Arg Gly  
 50 55 60  
 Gly Pro Trp Pro Arg His Cys Val Gln Asn Thr Pro Gly Ala Glu Phe  
 65 70 75 80  
 Val Val Asp Leu Pro Glu Asp Ala Val Ile Ile Ser Lys Ala Thr Glu  
 85 90 95  
 Pro Asp Lys Glu Ala Tyr Ser Gly Phe Glu Gly Thr Asp Leu Ala Lys  
 100 105 110  
 Ile Leu Arg Gly Asn Gly Val Lys Arg Val Tyr Ile Cys Gly Val Ala  
 115 120 125  
 Thr Glu Tyr Cys Val Ser Thr Thr Ala Ile Asp Ala Leu Lys His Gly  
 130 135 140  
 Phe Glu Val Tyr Leu Leu Arg Asp Ala Val Lys Gly Ile Lys Pro Gly  
 145 150 155 160  
 Met Glu Gln Gln Ser Phe Phe Tyr Met Ile Leu Lys Gly Ile Lys Ile  
 165 170 175  
 Val Gln Phe

<210> SEQ ID NO 164  
 <211> LENGTH: 179  
 <212> TYPE: PRT

-continued

---

<213> ORGANISM: Artificial Sequence  
 <220> FEATURE:  
 <223> OTHER INFORMATION: Synthetic

<400> SEQUENCE: 164

Pro Glu Glu Ala Leu Ile Val Val Asp Met Gln Arg Asp Phe Met Pro  
 1 5 10 15  
 Gly Gly Ala Leu Pro Val Pro Glu Gly Asp Lys Ile Ile Pro Lys Val  
 20 25 30  
 Asn Glu Tyr Ile Arg Lys Phe Lys Glu Lys Gly Ala Leu Ile Val Ala  
 35 40 45  
 Thr Arg Asp Trp His Pro Glu Asn His Ile Ser Phe Arg Glu Arg Gly  
 50 55 60  
 Gly Pro Trp Pro Arg His Cys Val Gln Asn Thr Pro Gly Ala Glu Phe  
 65 70 75 80  
 Val Val Asp Leu Pro Glu Asp Ala Val Ile Ile Ser Lys Ala Thr Glu  
 85 90 95  
 Pro Asp Lys Glu Ala Tyr Ser Gly Phe Glu Gly Thr Asp Leu Ala Lys  
 100 105 110  
 Ile Leu Arg Gly Asn Gly Val Lys Arg Val Tyr Ile Cys Gly Val Ala  
 115 120 125  
 Thr Glu Tyr Cys Val Ser Leu Thr Ala Val Asp Ala Leu Lys His Gly  
 130 135 140  
 Phe Glu Val Tyr Leu Leu Arg Asp Ala Val Lys Gly Ile Lys Pro Met  
 145 150 155 160  
 Ile Glu Gln Gln Ser Phe Phe Tyr Met Arg Leu Lys Gly Ile Lys Ile  
 165 170 175  
 Val Gln Phe

<210> SEQ ID NO 165  
 <211> LENGTH: 179  
 <212> TYPE: PRT  
 <213> ORGANISM: Artificial Sequence  
 <220> FEATURE:  
 <223> OTHER INFORMATION: Synthetic

<400> SEQUENCE: 165

Pro Glu Glu Ala Leu Ile Val Val Asp Met Gln Arg Asp Phe Met Pro  
 1 5 10 15  
 Gly Gly Ala Leu Pro Val Pro Glu Gly Asp Lys Ile Ile Pro Lys Val  
 20 25 30  
 Asn Glu Tyr Ile Arg Lys Phe Lys Glu Lys Gly Ala Leu Ile Val Ala  
 35 40 45  
 Thr Arg Asp Trp His Pro Glu Asn His Ile Ser Phe Arg Glu Arg Gly  
 50 55 60  
 Gly Pro Trp Pro Arg His Cys Val Gln Asn Thr Pro Gly Ala Glu Phe  
 65 70 75 80  
 Val Val Asp Leu Pro Glu Asp Ala Val Ile Ile Ser Lys Ala Thr Glu  
 85 90 95  
 Pro Asp Lys Glu Ala Tyr Ser Gly Phe Glu Gly Thr Asp Leu Ala Lys  
 100 105 110  
 Ile Leu Arg Gly Asn Gly Val Lys Arg Val Tyr Ile Cys Gly Val Ala  
 115 120 125  
 Thr Glu Tyr Cys Val Ser Lys Thr Ala Thr Asp Ala Leu Lys His Gly

-continued

---

130	135	140																	
Phe	Glu	Val	Tyr	Leu	Leu	Arg	Asp	Ala	Val	Lys	Gly	Ile	Lys	Pro	Ser				
145				150						155					160				
Leu	Glu	Gln	Gln	Ser	Phe	Phe	Tyr	Met	Arg	Leu	Lys	Gly	Ile	Lys	Ile				
				165					170						175				

Val Gln Phe

<210> SEQ ID NO 166  
 <211> LENGTH: 178  
 <212> TYPE: PRT  
 <213> ORGANISM: Artificial Sequence  
 <220> FEATURE:  
 <223> OTHER INFORMATION: Synthetic

<400> SEQUENCE: 166

Pro	Glu	Glu	Ala	Leu	Ile	Val	Val	Asp	Met	Gln	Arg	Asp	Phe	Met	Pro				
1				5					10					15					
Gly	Gly	Ala	Leu	Pro	Val	Pro	Glu	Gly	Asp	Lys	Ile	Ile	Pro	Lys	Val				
			20					25					30						
Asn	Glu	Tyr	Ile	Arg	Lys	Phe	Lys	Glu	Lys	Gly	Ala	Leu	Ile	Val	Ala				
		35					40					45							
Thr	Arg	Asp	Trp	His	Pro	Glu	Asn	His	Ile	Ser	Phe	Arg	Glu	Arg	Gly				
		50				55					60								
Gly	Pro	Trp	Pro	Arg	His	Cys	Val	Gln	Asn	Thr	Pro	Gly	Ala	Glu	Phe				
65				70						75					80				
Val	Val	Asp	Leu	Pro	Glu	Asp	Ala	Val	Ile	Ile	Ser	Lys	Ala	Thr	Glu				
			85						90					95					
Pro	Asp	Lys	Glu	Ala	Tyr	Ser	Gly	Phe	Glu	Gly	Thr	Asp	Leu	Ala	Lys				
			100					105					110						
Ile	Leu	Arg	Gly	Asn	Gly	Val	Lys	Arg	Val	Tyr	Ile	Cys	Gly	Val	Ala				
		115					120					125							
Thr	Glu	Tyr	Cys	Val	Ser	Arg	Thr	Ala	Val	Asp	Ala	Leu	Lys	His	Gly				
		130				135					140								
Phe	Glu	Val	Tyr	Leu	Leu	Arg	Asp	Ala	Val	Lys	Gly	Ile	Lys	Pro	Arg				
145				150						155					160				
Leu	Glu	Gln	Gln	Ser	Phe	Phe	Tyr	Met	Ser	Leu	Lys	Gly	Ile	Lys	Ile				
				165					170						175				

Val Gln

<210> SEQ ID NO 167  
 <211> LENGTH: 179  
 <212> TYPE: PRT  
 <213> ORGANISM: Artificial Sequence  
 <220> FEATURE:  
 <223> OTHER INFORMATION: Synthetic

<400> SEQUENCE: 167

Pro	Glu	Glu	Ala	Leu	Ile	Val	Val	Asp	Met	Gln	Arg	Asp	Phe	Met	Pro				
1				5					10					15					
Gly	Gly	Ala	Leu	Pro	Val	Pro	Glu	Gly	Asp	Lys	Ile	Ile	Pro	Lys	Val				
			20					25					30						
Asn	Glu	Tyr	Ile	Arg	Lys	Phe	Lys	Glu	Lys	Gly	Ala	Leu	Ile	Val	Ala				
		35				40						45							
Thr	Arg	Asp	Trp	His	Pro	Glu	Asn	His	Ile	Ser	Phe	Arg	Glu	Arg	Gly				
		50				55					60								



-continued

---

Gly Pro Trp Pro Arg His Cys Val Gln Asn Thr Pro Gly Ala Glu Phe  
65 70 75 80

Val Val Asp Leu Pro Glu Asp Ala Val Ile Ile Ser Lys Ala Thr Glu  
85 90 95

Pro Asp Lys Glu Ala Tyr Ser Gly Phe Glu Gly Thr Asp Leu Ala Lys  
100 105 110

Ile Leu Arg Gly Asn Gly Val Lys Arg Val Tyr Ile Cys Gly Val Ala  
115 120 125

Thr Glu Tyr Cys Val Ser Met Thr Ala Met Asp Ala Leu Lys His Gly  
130 135 140

Phe Glu Val Tyr Leu Leu Arg Asp Ala Val Lys Gly Ile Lys Pro Ser  
145 150 155 160

Leu Glu Gln Gln Ser Phe Phe Tyr Met Asn Leu Lys Gly Ile Lys Ile  
165 170 175

Val Gln Phe

<210> SEQ ID NO 168  
 <211> LENGTH: 179  
 <212> TYPE: PRT  
 <213> ORGANISM: Artificial Sequence  
 <220> FEATURE:  
 <223> OTHER INFORMATION: Synthetic

<400> SEQUENCE: 168

Pro Glu Glu Ala Leu Ile Val Val Asp Met Gln Arg Asp Phe Met Pro  
1 5 10 15

Gly Gly Ala Leu Pro Val Pro Glu Gly Asp Lys Ile Ile Pro Lys Val  
20 25 30

Asn Glu Tyr Ile Arg Lys Phe Lys Glu Lys Gly Ala Leu Ile Val Ala  
35 40 45

Thr Arg Asp Trp His Pro Glu Asn His Ile Ser Phe Arg Glu Arg Gly  
50 55 60

Gly Pro Trp Pro Arg His Cys Val Gln Asn Thr Pro Gly Ala Glu Phe  
65 70 75 80

Val Val Asp Leu Pro Glu Asp Ala Val Ile Ile Ser Lys Ala Thr Glu  
85 90 95

Pro Asp Lys Glu Ala Tyr Ser Gly Phe Glu Gly Thr Asp Leu Ala Lys  
100 105 110

Ile Leu Arg Gly Asn Gly Val Lys Arg Val Tyr Ile Cys Gly Val Ala  
115 120 125

Thr Glu Tyr Cys Val Ser Arg Thr Ala Met Asp Ala Leu Lys His Gly  
130 135 140

Phe Glu Val Tyr Leu Leu Arg Asp Ala Val Lys Gly Ile Lys Pro Thr  
145 150 155 160

Glu Glu Gln Gln Ser Phe Phe Tyr Met Thr Leu Lys Gly Ile Lys Ile  
165 170 175

Val Gln Phe

<210> SEQ ID NO 169  
 <211> LENGTH: 179  
 <212> TYPE: PRT  
 <213> ORGANISM: Artificial Sequence  
 <220> FEATURE:  
 <223> OTHER INFORMATION: Synthetic

-continued

&lt;400&gt; SEQUENCE: 169

Pro Glu Glu Ala Leu Ile Val Val Asp Met Gln Arg Asp Phe Met Pro  
 1 5 10 15  
 Gly Gly Ala Leu Pro Val Pro Glu Gly Asp Lys Ile Ile Pro Lys Val  
 20 25 30  
 Asn Glu Tyr Ile Arg Lys Phe Lys Glu Lys Gly Ala Leu Ile Val Ala  
 35 40 45  
 Thr Arg Asp Trp His Pro Glu Asn His Ile Ser Phe Arg Glu Arg Gly  
 50 55 60  
 Gly Pro Trp Pro Arg His Cys Val Gln Asn Thr Pro Gly Ala Glu Phe  
 65 70 75 80  
 Val Val Asp Leu Pro Glu Asp Ala Val Ile Ile Ser Lys Ala Thr Glu  
 85 90 95  
 Pro Asp Lys Glu Ala Tyr Ser Gly Phe Glu Gly Thr Asp Leu Ala Lys  
 100 105 110  
 Ile Leu Arg Gly Asn Gly Val Lys Arg Val Tyr Ile Cys Gly Val Ala  
 115 120 125  
 Thr Glu Tyr Cys Val Ala Met Thr Ala Val Asp Ala Leu Lys His Gly  
 130 135 140  
 Phe Glu Val Tyr Leu Leu Arg Asp Ala Val Lys Gly Ile Lys Pro Trp  
 145 150 155 160  
 Leu Glu Gln Gln Ser Phe Phe Tyr Met His Leu Lys Gly Ile Lys Ile  
 165 170 175  
 Val Gln Phe

&lt;210&gt; SEQ ID NO 170

&lt;211&gt; LENGTH: 179

&lt;212&gt; TYPE: PRT

&lt;213&gt; ORGANISM: Artificial Sequence

&lt;220&gt; FEATURE:

&lt;223&gt; OTHER INFORMATION: Synthetic

&lt;400&gt; SEQUENCE: 170

Pro Glu Glu Ala Leu Ile Val Val Asp Met Gln Arg Asp Phe Met Pro  
 1 5 10 15  
 Gly Gly Ala Leu Pro Val Pro Glu Gly Asp Lys Ile Ile Pro Lys Val  
 20 25 30  
 Asn Glu Tyr Ile Arg Lys Phe Lys Glu Lys Gly Ala Leu Ile Val Ala  
 35 40 45  
 Thr Arg Asp Trp His Pro Glu Asn His Ile Ser Phe Arg Glu Arg Gly  
 50 55 60  
 Gly Pro Trp Pro Arg His Cys Val Gln Asn Thr Pro Gly Ala Glu Phe  
 65 70 75 80  
 Val Val Asp Leu Pro Glu Asp Ala Val Ile Ile Ser Lys Ala Thr Glu  
 85 90 95  
 Pro Asp Lys Glu Ala Tyr Ser Gly Phe Glu Gly Thr Asp Leu Ala Lys  
 100 105 110  
 Ile Leu Arg Gly Asn Gly Val Lys Arg Val Tyr Ile Cys Gly Val Ala  
 115 120 125  
 Thr Glu Tyr Cys Val Ser Arg Thr Ala Val Asp Ala Leu Lys His Gly  
 130 135 140  
 Phe Glu Val Tyr Leu Leu Arg Asp Ala Val Lys Gly Ile Lys Pro Thr

-continued

---

145                    150                    155                    160  
Phe Glu Gln Gln Ser Phe Phe Tyr Met Ser Leu Lys Gly Ile Lys Ile  
                                 165                    170                    175

Val Gln Phe

<210> SEQ ID NO 171  
<211> LENGTH: 179  
<212> TYPE: PRT  
<213> ORGANISM: Artificial Sequence  
<220> FEATURE:  
<223> OTHER INFORMATION: Synthetic

&lt;400&gt; SEQUENCE: 171

Pro Glu Glu Ala Leu Ile Val Val Asp Met Gln Arg Asp Phe Met Pro  
1                    5                    10                    15  
Gly Gly Ala Leu Pro Val Pro Glu Gly Asp Lys Ile Ile Pro Lys Val  
                                 20                    25                    30  
Asn Glu Tyr Ile Arg Lys Phe Lys Glu Lys Gly Ala Leu Ile Val Ala  
                                 35                    40                    45  
Thr Arg Asp Trp His Pro Glu Asn His Ile Ser Phe Arg Glu Arg Gly  
                                 50                    55                    60  
Gly Pro Trp Pro Arg His Cys Val Gln Asn Thr Pro Gly Ala Glu Phe  
65                    70                    75                    80  
Val Val Asp Leu Pro Glu Asp Ala Val Ile Ile Ser Lys Ala Thr Glu  
                                 85                    90                    95  
Pro Asp Lys Glu Ala Tyr Ser Gly Phe Glu Gly Thr Asp Leu Ala Lys  
                                 100                    105                    110  
Ile Leu Arg Gly Asn Gly Val Lys Arg Val Tyr Ile Cys Gly Val Ala  
                                 115                    120                    125  
Thr Glu Tyr Cys Val Ser Arg Thr Ala Met Asp Ala Leu Lys His Gly  
130                    135                    140  
Phe Glu Val Tyr Leu Leu Arg Asp Ala Val Lys Gly Ile Lys Pro Thr  
145                    150                    155                    160  
Glu Glu Gln Gln Ser Phe Phe Tyr Met Thr Leu Lys Gly Ile Lys Ile  
                                 165                    170                    175

Val Gln Phe

<210> SEQ ID NO 172  
<211> LENGTH: 179  
<212> TYPE: PRT  
<213> ORGANISM: Artificial Sequence  
<220> FEATURE:  
<223> OTHER INFORMATION: Synthetic

&lt;400&gt; SEQUENCE: 172

Pro Glu Glu Ala Leu Ile Val Val Asp Met Gln Arg Asp Phe Met Pro  
1                    5                    10                    15  
Gly Gly Ala Leu Pro Val Pro Glu Gly Asp Lys Ile Ile Pro Lys Val  
                                 20                    25                    30  
Asn Glu Tyr Ile Arg Lys Phe Lys Glu Lys Gly Ala Leu Ile Val Ala  
                                 35                    40                    45  
Thr Arg Asp Trp His Pro Glu Asn His Ile Ser Phe Arg Glu Arg Gly  
50                    55                    60  
Gly Pro Trp Pro Arg His Cys Val Gln Asn Thr Pro Gly Ala Glu Phe  
65                    70                    75                    80



-continued

---

Val Val Asp Leu Pro Glu Asp Ala Val Ile Ile Ser Lys Ala Thr Glu  
                                   85                                  90                                  95

Pro Asp Lys Glu Ala Tyr Ser Gly Phe Glu Gly Thr Asp Leu Ala Lys  
                                   100                                  105                                  110

Ile Leu Arg Gly Asn Gly Val Lys Arg Val Tyr Ile Cys Gly Val Ala  
                                   115                                  120                                  125

Thr Glu Tyr Cys Val Ser Ala Thr Ala Glu Asp Ala Leu Lys His Gly  
                                   130                                  135                                  140

Phe Glu Val Tyr Leu Leu Arg Asp Ala Val Lys Gly Ile Lys Pro Glu  
                                   145                                  150                                  155                                  160

Arg Glu Gln Gln Ser Phe Phe Tyr Met Gly Leu Lys Gly Ile Lys Ile  
                                   165                                  170                                  175

Val Gln Phe

<210> SEQ ID NO 173  
 <211> LENGTH: 179  
 <212> TYPE: PRT  
 <213> ORGANISM: Artificial Sequence  
 <220> FEATURE:  
 <223> OTHER INFORMATION: Synthetic

<400> SEQUENCE: 173

Pro Glu Glu Ala Leu Ile Val Val Asp Met Gln Arg Asp Phe Met Pro  
 1                                  5                                  10                                  15

Gly Gly Ala Leu Pro Val Pro Glu Gly Asp Lys Ile Ile Pro Lys Val  
                                   20                                  25                                  30

Asn Glu Tyr Ile Arg Lys Phe Lys Glu Lys Gly Ala Leu Ile Val Ala  
                                   35                                  40                                  45

Thr Arg Asp Trp His Pro Glu Asn His Ile Ser Phe Arg Glu Arg Gly  
                                   50                                  55                                  60

Gly Pro Trp Pro Arg His Cys Val Gln Asn Thr Pro Gly Ala Glu Phe  
                                   65                                  70                                  75                                  80

Val Val Asp Leu Pro Glu Asp Ala Val Ile Ile Ser Lys Ala Thr Glu  
                                   85                                  90                                  95

Pro Asp Lys Glu Ala Tyr Ser Gly Phe Glu Gly Thr Asp Leu Ala Lys  
                                   100                                  105                                  110

Ile Leu Arg Gly Asn Gly Val Lys Arg Val Tyr Ile Cys Gly Val Ala  
                                   115                                  120                                  125

Thr Glu Tyr Cys Val Ser Ala Thr Ala Glu Asp Ala Leu Lys His Gly  
                                   130                                  135                                  140

Phe Glu Val Tyr Leu Leu Arg Asp Ala Val Lys Gly Ile Lys Pro Glu  
                                   145                                  150                                  155                                  160

Arg Glu Gln Gln Ser Phe Phe Tyr Met Gly Leu Lys Gly Ile Lys Ile  
                                   165                                  170                                  175

Val Gln Phe

<210> SEQ ID NO 174  
 <211> LENGTH: 179  
 <212> TYPE: PRT  
 <213> ORGANISM: Artificial Sequence  
 <220> FEATURE:  
 <223> OTHER INFORMATION: Synthetic

<400> SEQUENCE: 174

-continued

---

```

Pro Glu Glu Ala Leu Ile Val Val Asp Met Gln Arg Asp Phe Met Pro
1          5          10          15

Gly Gly Ala Leu Pro Val Pro Glu Gly Asp Lys Ile Ile Pro Lys Val
          20          25          30

Asn Glu Tyr Ile Arg Lys Phe Lys Glu Lys Gly Ala Leu Ile Val Ala
          35          40          45

Thr Arg Asp Trp His Pro Glu Asn His Ile Ser Phe Arg Glu Arg Gly
          50          55          60

Gly Pro Trp Pro Arg His Cys Val Gln Asn Thr Pro Gly Ala Glu Phe
65          70          75          80

Val Val Asp Leu Pro Glu Asp Ala Val Ile Ile Ser Lys Ala Thr Glu
          85          90          95

Pro Asp Lys Glu Ala Tyr Ser Gly Phe Glu Gly Thr Asp Leu Ala Lys
          100          105          110

Ile Leu Arg Gly Asn Gly Val Lys Arg Val Tyr Ile Cys Gly Val Ala
          115          120          125

Thr Glu Tyr Cys Val Ser Ala Thr Ala Glu Asp Ala Leu Lys His Gly
          130          135          140

Phe Glu Val Tyr Leu Leu Arg Asp Ala Val Lys Gly Ile Lys Pro His
145          150          155          160

Met Lys Gln Gln Ser Phe Phe Tyr Met Ser Leu Arg Gly Ile Lys Ile
          165          170          175

Val Gln Phe

```

```

<210> SEQ ID NO 175
<211> LENGTH: 179
<212> TYPE: PRT
<213> ORGANISM: Artificial Sequence
<220> FEATURE:
<223> OTHER INFORMATION: Synthetic

```

```

<400> SEQUENCE: 175

```

```

Pro Glu Glu Ala Leu Ile Val Val Asp Met Gln Arg Asp Phe Met Pro
1          5          10          15

Gly Gly Ala Leu Pro Val Pro Glu Gly Asp Lys Ile Ile Pro Lys Val
          20          25          30

Asn Glu Tyr Ile Arg Lys Phe Lys Glu Lys Gly Ala Leu Ile Val Ala
          35          40          45

Thr Arg Asp Trp His Pro Glu Asn His Ile Ser Phe Arg Glu Arg Gly
          50          55          60

Gly Pro Trp Pro Arg His Cys Val Gln Asn Thr Pro Gly Ala Glu Phe
65          70          75          80

Val Val Asp Leu Pro Glu Asp Ala Val Ile Ile Ser Lys Ala Thr Glu
          85          90          95

Pro Asp Lys Glu Ala Tyr Ser Gly Phe Glu Gly Thr Asp Leu Ala Lys
          100          105          110

Ile Leu Arg Gly Asn Gly Val Lys Arg Val Tyr Ile Cys Gly Val Ala
          115          120          125

Thr Glu Tyr Cys Val Ser Ala Thr Ala Glu Asp Ala Leu Lys His Gly
          130          135          140

Phe Glu Val Tyr Leu Leu Arg Asp Ala Val Lys Gly Ile Lys Pro His
145          150          155          160

Trp Val Gln Gln Ser Phe Phe Tyr Met Gly Leu Lys Gly Ile Lys Ile

```

-continued

---

165	170	175													
Val Gln Phe															
<210> SEQ ID NO 176															
<211> LENGTH: 179															
<212> TYPE: PRT															
<213> ORGANISM: Artificial Sequence															
<220> FEATURE:															
<223> OTHER INFORMATION: Synthetic															
<400> SEQUENCE: 176															
Pro	Glu	Glu	Ala	Leu	Ile	Val	Val	Asp	Met	Gln	Arg	Asp	Phe	Met	Pro
1				5					10					15	
Gly	Gly	Ala	Leu	Pro	Val	Pro	Glu	Gly	Asp	Lys	Ile	Ile	Pro	Lys	Val
			20					25					30		
Asn	Glu	Tyr	Ile	Arg	Lys	Phe	Lys	Glu	Lys	Gly	Ala	Leu	Ile	Val	Ala
		35					40					45			
Thr	Arg	Asp	Trp	His	Pro	Glu	Asn	His	Ile	Ser	Phe	Arg	Glu	Arg	Gly
	50					55					60				
Gly	Pro	Trp	Pro	Arg	His	Cys	Val	Gln	Asn	Thr	Pro	Gly	Ala	Glu	Phe
65					70					75					80
Val	Val	Asp	Leu	Pro	Glu	Asp	Ala	Val	Ile	Ile	Ser	Lys	Ala	Thr	Glu
				85					90					95	
Pro	Asp	Lys	Glu	Ala	Tyr	Ser	Gly	Phe	Glu	Gly	Thr	Asp	Leu	Ala	Lys
		100						105					110		
Ile	Leu	Arg	Gly	Asn	Gly	Val	Lys	Arg	Val	Tyr	Ile	Cys	Gly	Val	Ala
		115					120					125			
Thr	Glu	Tyr	Cys	Val	Ser	Ala	Thr	Ala	Glu	Asp	Ala	Leu	Lys	His	Gly
	130					135					140				
Phe	Glu	Val	Tyr	Leu	Leu	Arg	Asp	Ala	Val	Lys	Gly	Ile	Lys	Pro	Asp
145					150					155					160
Trp	Val	Gln	Gln	Ser	Met	Phe	Tyr	Met	Glu	Leu	Lys	Gly	Ile	Lys	Ile
				165					170					175	

Val Gln Phe

<210> SEQ ID NO 177  
 <211> LENGTH: 179  
 <212> TYPE: PRT  
 <213> ORGANISM: Artificial Sequence  
 <220> FEATURE:  
 <223> OTHER INFORMATION: Synthetic

&lt;400&gt; SEQUENCE: 177

Pro	Glu	Glu	Ala	Leu	Ile	Val	Val	Asp	Met	Gln	Arg	Asp	Phe	Met	Pro
1				5					10					15	
Gly	Gly	Ala	Leu	Pro	Val	Pro	Glu	Gly	Asp	Lys	Ile	Ile	Pro	Lys	Val
			20					25					30		
Asn	Glu	Tyr	Ile	Arg	Lys	Phe	Lys	Glu	Lys	Gly	Ala	Leu	Ile	Val	Ala
		35					40					45			
Thr	Arg	Asp	Trp	His	Pro	Glu	Asn	His	Ile	Ser	Phe	Arg	Glu	Arg	Gly
	50					55					60				
Gly	Pro	Trp	Pro	Arg	His	Cys	Val	Gln	Asn	Thr	Pro	Gly	Ala	Glu	Phe
65					70					75					80
Val	Val	Asp	Leu	Pro	Glu	Asp	Ala	Val	Ile	Ile	Ser	Lys	Ala	Thr	Glu
				85					90					95	



-continued

---

Pro Asp Lys Glu Ala Tyr Ser Gly Phe Glu Gly Thr Asp Leu Ala Lys  
 100 105 110

Ile Leu Arg Gly Asn Gly Val Lys Arg Val Tyr Ile Cys Gly Val Ala  
 115 120 125

Thr Glu Tyr Cys Val Ser Ala Thr Ala Glu Asp Ala Leu Lys His Gly  
 130 135 140

Phe Glu Val Tyr Leu Leu Arg Asp Ala Val Lys Gly Ile Lys Pro Asp  
 145 150 155 160

Trp Val Gln Gln Ser Leu Phe Tyr Met Asn Leu Lys Gly Ile Lys Ile  
 165 170 175

Val Gln Phe

<210> SEQ ID NO 178  
 <211> LENGTH: 179  
 <212> TYPE: PRT  
 <213> ORGANISM: Artificial Sequence  
 <220> FEATURE:  
 <223> OTHER INFORMATION: Synthetic

<400> SEQUENCE: 178

Pro Glu Glu Ala Leu Ile Val Val Asp Met Gln Arg Asp Phe Met Pro  
 1 5 10 15

Gly Gly Ala Leu Pro Val Pro Glu Gly Asp Lys Ile Ile Pro Lys Val  
 20 25 30

Asn Glu Tyr Ile Arg Lys Phe Lys Glu Lys Gly Ala Leu Ile Val Ala  
 35 40 45

Thr Arg Asp Trp His Pro Glu Asn His Ile Ser Phe Arg Glu Arg Gly  
 50 55 60

Gly Pro Trp Pro Arg His Cys Val Gln Asn Thr Pro Gly Ala Glu Phe  
 65 70 75 80

Val Val Asp Leu Pro Glu Asp Ala Val Ile Ile Ser Lys Ala Thr Glu  
 85 90 95

Pro Asp Lys Glu Ala Tyr Ser Gly Phe Glu Gly Thr Asp Leu Ala Lys  
 100 105 110

Ile Leu Arg Gly Asn Gly Val Lys Arg Val Tyr Ile Cys Gly Val Ala  
 115 120 125

Thr Glu Tyr Cys Val Ser Ala Thr Ala Glu Asp Ala Leu Lys His Gly  
 130 135 140

Phe Glu Val Tyr Leu Leu Arg Asp Ala Val Lys Gly Ile Lys Pro Glu  
 145 150 155 160

Trp Val Gln Gln Ser Leu Phe Tyr Met Gly Leu Lys Gly Ile Lys Ile  
 165 170 175

Val Gln Phe

<210> SEQ ID NO 179  
 <211> LENGTH: 178  
 <212> TYPE: PRT  
 <213> ORGANISM: Artificial Sequence  
 <220> FEATURE:  
 <223> OTHER INFORMATION: Synthetic

<400> SEQUENCE: 179

Pro Glu Glu Ala Leu Ile Val Val Asp Met Gln Arg Asp Phe Met Pro  
 1 5 10 15

-continued

---

Gly Gly Ala Leu Pro Val Pro Glu Gly Asp Lys Ile Ile Pro Lys Val  
                   20                                  25                                  30  
 Asn Glu Tyr Ile Arg Lys Phe Lys Glu Lys Gly Ala Leu Ile Val Ala  
                   35                                  40                                  45  
 Thr Arg Asp Trp His Pro Glu Asn His Ile Ser Phe Arg Glu Arg Gly  
                   50                                  55                                  60  
 Gly Pro Trp Pro Arg His Cys Val Gln Asn Thr Pro Gly Ala Glu Phe  
                   65                                  70                                  75                                  80  
 Val Val Asp Leu Pro Glu Asp Ala Val Ile Ile Ser Lys Ala Thr Glu  
                   85                                  90                                  95  
 Pro Asp Lys Glu Ala Tyr Ser Gly Phe Glu Gly Thr Asp Leu Ala Lys  
                   100                                  105                                  110  
 Ile Leu Arg Gly Asn Gly Val Lys Arg Val Tyr Ile Cys Gly Val Ala  
                   115                                  120                                  125  
 Thr Glu Tyr Cys Val Ser Ala Thr Ala Glu Asp Ala Leu Lys His Gly  
                   130                                  135                                  140  
 Phe Glu Val Tyr Leu Leu Arg Asp Ala Val Lys Gly Ile Lys Pro Glu  
                   145                                  150                                  155                                  160  
 Met Glu Gln Gln Ala Phe Phe Tyr Met Lys Leu Arg Gly Ile Lys Ile  
                   165                                  170                                  175

Val Gln

<210> SEQ ID NO 180  
 <211> LENGTH: 179  
 <212> TYPE: PRT  
 <213> ORGANISM: Artificial Sequence  
 <220> FEATURE:  
 <223> OTHER INFORMATION: Synthetic

&lt;400&gt; SEQUENCE: 180

Pro Glu Glu Ala Leu Ile Val Val Asp Met Gln Arg Asp Phe Met Pro  
 1                  5                                  10                                  15  
 Gly Gly Ala Leu Pro Val Pro Glu Gly Asp Lys Ile Ile Pro Lys Val  
                   20                                  25                                  30  
 Asn Glu Tyr Ile Arg Lys Phe Lys Glu Lys Gly Ala Leu Ile Val Ala  
                   35                                  40                                  45  
 Thr Arg Asp Trp His Pro Glu Asn His Ile Ser Phe Arg Glu Arg Gly  
                   50                                  55                                  60  
 Gly Pro Trp Pro Arg His Cys Val Gln Asn Thr Pro Gly Ala Glu Phe  
                   65                                  70                                  75                                  80  
 Val Val Asp Leu Pro Glu Asp Ala Val Ile Ile Ser Lys Ala Thr Glu  
                   85                                  90                                  95  
 Pro Asp Lys Glu Ala Tyr Ser Gly Phe Glu Gly Thr Asp Leu Ala Lys  
                   100                                  105                                  110  
 Ile Leu Arg Gly Asn Gly Val Lys Arg Val Tyr Ile Cys Gly Val Ala  
                   115                                  120                                  125  
 Thr Glu Tyr Cys Val Ser Val Thr Ala Val Asp Ala Leu Lys His Gly  
                   130                                  135                                  140  
 Phe Glu Val Tyr Leu Leu Arg Asp Ala Val Lys Gly Ile Lys Pro Glu  
                   145                                  150                                  155                                  160  
 Met Glu Gln Gln Ala Leu Phe Tyr Met Lys Leu Arg Gly Ile Lys Ile  
                   165                                  170                                  175

Val Gln Phe

-continued

---

```

<210> SEQ ID NO 181
<211> LENGTH: 179
<212> TYPE: PRT
<213> ORGANISM: Artificial Sequence
<220> FEATURE:
<223> OTHER INFORMATION: Synthetic

<400> SEQUENCE: 181

Pro Glu Glu Ala Leu Ile Val Val Asp Met Gln Arg Asp Phe Met Pro
1           5           10           15

Gly Gly Ala Leu Pro Val Pro Glu Gly Asp Lys Ile Ile Pro Lys Val
          20           25           30

Asn Glu Tyr Ile Arg Lys Phe Lys Glu Lys Gly Ala Leu Ile Val Val
          35           40           45

Thr Arg Glu Trp His Pro Glu Asn His Ile Ser Phe Arg Glu Arg Gly
          50           55           60

Gly Pro Trp Pro Arg His Cys Val Gln Asn Thr Pro Gly Ala Glu Phe
65           70           75           80

Val Val Asp Leu Pro Glu Asp Ala Val Ile Ile Ser Lys Ala Thr Glu
          85           90           95

Pro Asp Lys Glu Ala Tyr Ser Gly Phe Glu Gly Thr Asp Leu Ala Lys
100          105          110

Ile Leu Arg Gly Asn Gly Val Lys Arg Val Tyr Ile Cys Gly Val Ala
115          120          125

Thr Glu Tyr Cys Val Ser Thr Thr Ala Val Asp Ala Leu Lys His Gly
130          135          140

Phe Glu Val Tyr Leu Leu Arg Asp Ala Val Lys Gly Ile Lys Pro Glu
145          150          155          160

Met Glu Gln Gln Ala Leu Phe Tyr Met Lys Leu Arg Gly Ile Lys Ile
165          170          175

Val Gln Phe

```

```

<210> SEQ ID NO 182
<211> LENGTH: 179
<212> TYPE: PRT
<213> ORGANISM: Artificial Sequence
<220> FEATURE:
<223> OTHER INFORMATION: Synthetic

<400> SEQUENCE: 182

Pro Glu Glu Ala Leu Ile Val Val Asp Met Gln Arg Asp Phe Met Pro
1           5           10           15

Gly Gly Ala Leu Pro Val Pro Glu Gly Asp Lys Ile Ile Pro Lys Val
          20           25           30

Asn Glu Tyr Ile Arg Lys Phe Lys Glu Lys Gly Ala Leu Ile Val Ala
          35           40           45

Thr Arg Asp Trp His Pro Glu Asn His Ile Ser Phe Arg Glu Arg Gly
          50           55           60

Gly Pro Trp Pro Arg His Cys Val Gln Asn Thr Pro Gly Ala Glu Phe
65           70           75           80

Val Val Asp Leu Pro Glu Asp Ala Val Ile Ile Ser Lys Ala Thr Glu
          85           90           95

Pro Asp Lys Glu Ala Tyr Ser Gly Phe Glu Gly Thr Asp Leu Ala Lys
100          105          110

```



-continued

---

Ile Leu Arg Gly Asn Gly Val Lys Arg Val Tyr Ile Cys Gly Val Ala  
 115 120 125

Thr Glu Tyr Cys Val Ser Arg Thr Ala Val Asp Ala Arg Lys His Gly  
 130 135 140

Phe Glu Val Tyr Leu Leu Arg Asp Ala Val Lys Gly Ile Lys Pro Glu  
 145 150 155 160

Met Glu Gln Gln Ala Leu Phe Tyr Met Lys Leu Arg Gly Ile Lys Ile  
 165 170 175

Val Gln Phe

<210> SEQ ID NO 183  
 <211> LENGTH: 13  
 <212> TYPE: PRT  
 <213> ORGANISM: Artificial Sequence  
 <220> FEATURE:  
 <223> OTHER INFORMATION: Synthetic

<400> SEQUENCE: 183

Gly Gly Gly Ser Cys Leu Glu His His His His His His  
 1 5 10

---

We claim:

1. A polypeptide comprising an amino acid sequence of general formula 1 Z1-Z2-Z3 (SEQ ID NO: 1), wherein Z1 is a peptide with an amino acid sequence according to general formula 2: X1-S-X2 (SEQ ID NO: 2), wherein X1 is any four amino acids; and X2 is any nine amino acids; Z2 is a peptide of between 17 and 50 amino acid residues; and Z3 is a peptide with an amino acid amino acid sequence according to general formula 3: B1-Q-B2-F-Y-B3 (SEQ ID NO: 3) B1 is any four amino acids; B2 is any two amino acids; and B3 is any four amino acids.
2. (canceled)
3. The polypeptide of claim 1, wherein X2 is a peptide of general formula 4: R-J1-V-J2 (SEQ ID NO: 4), wherein J1 is any two amino acids; and J2 is any five amino acids.
4. The polypeptide of claim 1, wherein X1 is EY(A/C)V (SEQ ID NO: 10).
5. The polypeptide of claim 1, wherein X2 is RTA(X3)D (A/F)(L/R/K)(K/L)H (SEQ ID NO: 5); wherein X3 is any amino acid.
- 6.-7. (canceled)
8. The polypeptide of claim 1, wherein Z1 is selected from the group consisting of

EYCVSATAEDALKH; (SEQ ID NO: 14)  
 EYCVSRTAVDAKKH; (SEQ ID NO: 15)  
 EYAVSRTAVDALKH; (SEQ ID NO: 16)

-continued

EYCVSRTAVDALKH; (SEQ ID NO: 17)  
 EY(A/C)VSRTA(E/V/L/M/A/I/T)DALKH; (SEQ ID NO: 18)  
 EY(A/C)VSRTA(E/V/L/R/M/A)DALKH; (SEQ ID NO: 19)  
 EY(A/C)VSRTA(E/V/M/A/I/T)DALKH; (SEQ ID NO: 20)  
 EY(A/C)VSRTAVDALKH; (SEQ ID NO: 21)  
 EY(A/C)VSRTA(V/M)DALKH; (SEQ ID NO: 22)  
 EY(A/C)VSRTAMDALKH; (SEQ ID NO: 23)  
 EY(A/C)VSRTAADALKH; (SEQ ID NO: 24)  
 EY(A/C)VSRTAMDALKH; (SEQ ID NO: 25)  
 EY(A/C)VSRTALDALKH; (SEQ ID NO: 26)  
 EY(A/C)VSRTAIDALKH; (SEQ ID NO: 27)  
 EY(A/C)VSRTATDALKH; (SEQ ID NO: 28)  
 EY(A/C)VSRTAVDALKH (SEQ ID NO: 29)  
 EYAVSRTAMDALKH; (SEQ ID NO: 30)  
 EYAVSRTAADALKH; (SEQ ID NO: 31)

-continued		-continued	
EYAVSRTAMDALKH;	(SEQ ID NO: 32)	HWEQQSFFYMMLK;	(SEQ ID NO: 56)
EYAVSRTALDALKH;	(SEQ ID NO: 33)	HMEQQSFFYMMLK;	(SEQ ID NO: 57)
EYAVSRTAIDALKH;	(SEQ ID NO: 34)	KIEQQSFFYMMLK;	(SEQ ID NO: 58)
EYAVSRTATDALKH;	(SEQ ID NO: 35)	WLEQQSFFYMALK;	(SEQ ID NO: 59)
EYCVSRTAMDALKH;	(SEQ ID NO: 36)	WLEQQSFFYMQLK;	(SEQ ID NO: 60)
EYCVSRTAADALKH;	(SEQ ID NO: 37)	WLEQQAFFYMEK;	(SEQ ID NO: 61)
EYCVSRTAMDALKH;	(SEQ ID NO: 38)	WLEQQSFFYMKLK;	(SEQ ID NO: 62)
EYCVSRTALDALKH;	(SEQ ID NO: 39)	FLEQQSFFYMLK;	(SEQ ID NO: 63)
EYCVSRTAIDALKH;	(SEQ ID NO: 40)	WHEQQSFFYMMLK;	(SEQ ID NO: 64)
and			(SEQ ID NO: 65)
EYCVSRTATDALKH.	(SEQ ID NO: 41)	WHEQQSFFYMLK;	(SEQ ID NO: 66)
<b>9.</b> (canceled)		EMEQQALFYMKLK;	(SEQ ID NO: 67)
<b>10.</b> The polypeptide of claim 1, wherein B1 is (T/S/R/M/P/W/V/T)(M/F)(E/M/K/L/V)(Q) (SEQ ID NO: 6).		GMEQQSFFYMLK;	(SEQ ID NO: 68)
<b>11.</b> (canceled)		RLEQQSFFYMTLK;	(SEQ ID NO: 69)
<b>12.</b> The polypeptide of claim 1, wherein B2 is (S/A)(F/L/M/I).		SLEQQSFFYMNK;	(SEQ ID NO: 70)
<b>13.-14.</b> (canceled)		MIEQQSFFYMLK;	(SEQ ID NO: 71)
<b>15.</b> The polypeptide of claim 1 wherein B3 is M(B4)(L/W)(R/K) (SEQ ID NO: 7), wherein B4 is any amino acid.		PIEQQSFFYMLK;	(SEQ ID NO: 72)
<b>16.-19.</b> (canceled)		WLEQQSFFYMLK;	(SEQ ID NO: 73)
<b>20.</b> The polypeptide of claim 1, where in Z3 is selected from the group consisting of:		VLEQQSFFYMDLK;	(SEQ ID NO: 74)
EMEQQAFFYMKLR;	(SEQ ID NO: 47)	WAEQQSFFYMLK;	(SEQ ID NO: 75)
EMEQQALFYMKLR;	(SEQ ID NO: 48)	TEEQQSFFYMTLK;	(SEQ ID NO: 76)
TFEQQSFFYMSLK;	(SEQ ID NO: 49)	TFEQQSFFYMSLK;	(SEQ ID NO: 77)
(B5) (B6) EQQ (S/A) (F/L) FYM (B5) L (K/R) ,	(SEQ ID NO: 51)		
where B5 and B6 are independently any amino acid;		RLEQQSFFYMSLK.	
(G/R/S/M/P/W/V/T/R) (M/L/I/A/E/F) EQQ (S/A) (F/L) FYM (B5) L (K/R) ;	(SEQ ID NO: 52)		
(V/H/K/W) (M/W/I/L/H) EQQ (S/A) (F/L) FYM (B5) L (K/R) ;	(SEQ ID NO: 53)		
EMEQQALFYMKLK;	(SEQ ID NO: 54)		
VWEQQSFFYMLK;	(SEQ ID NO: 55)		
			(SEQ ID NO: 85)
		G (F/V) (E/D) (V/G) (Y/C) L (L/F) R (D/E/N) AVKG (I/V/F) KP.	
		<b>23.-25.</b> (canceled)	

**26.** The polypeptide of claim 1, wherein the polypeptide comprises an amino acid sequence selected from the group consisting of SEQ ID NO:88-119.

**27.** The polypeptide of claim 1, wherein the polypeptides comprises an amino acid sequence of general formula 5, Z4-Z1-Z2-Z3 (SEQ ID NO: 8), wherein Z4 is a peptide of at least between 100-200 amino acids in length.

**28.** The polypeptide of claim 27, wherein Z4 comprises an amino acid sequence of SEQ ID NO:120.

**29.-30.** (canceled)

**31.** The polypeptide of claim 1, wherein the polypeptide comprises an amino acid sequence selected from the group consisting of SEQ ID NOS: 141-182.

**32.** (canceled)

**33.** A pharmaceutical composition comprising the polypeptide of claim 1 and a pharmaceutically acceptable carrier.

**34.** (canceled)

**35.** A composition, comprising the polypeptide of claim 1 bound to a solid support.

**36.** (canceled)

**37.** An isolated nucleic acid encoding the polypeptide of claim 1.

**38.** A recombinant expression vector, comprising the nucleic acid of claim 37 operatively linked to a promoter.

**39.** A recombinant host cell, comprising the recombinant expression vector of claim 38.

**40.** A method for purifying antibodies or Fc fusion proteins, comprising

(a) contacting a sample comprising antibodies or Fc fusion proteins with one or more polypeptides according to claim 1 under suitable conditions for binding of antibodies in the sample to the one or more polypeptides to form antibody-polypeptide complexes; and

(b) dissociating the antibody from the antibody-polypeptide complexes, to isolate the antibody.

**41.** A method for detection of an antibody or Fc fusion protein in a sample, comprising

(a) contacting a sample comprising antibodies or Fc fusion proteins with one or more polypeptides according to claim 1 under suitable conditions for binding of antibodies or Fc fusion protein in the sample to the one or more polypeptides to form antibody-polypeptide complexes; and

(b) detecting the antibody-polypeptide complexes.

\* \* \* \* \*