

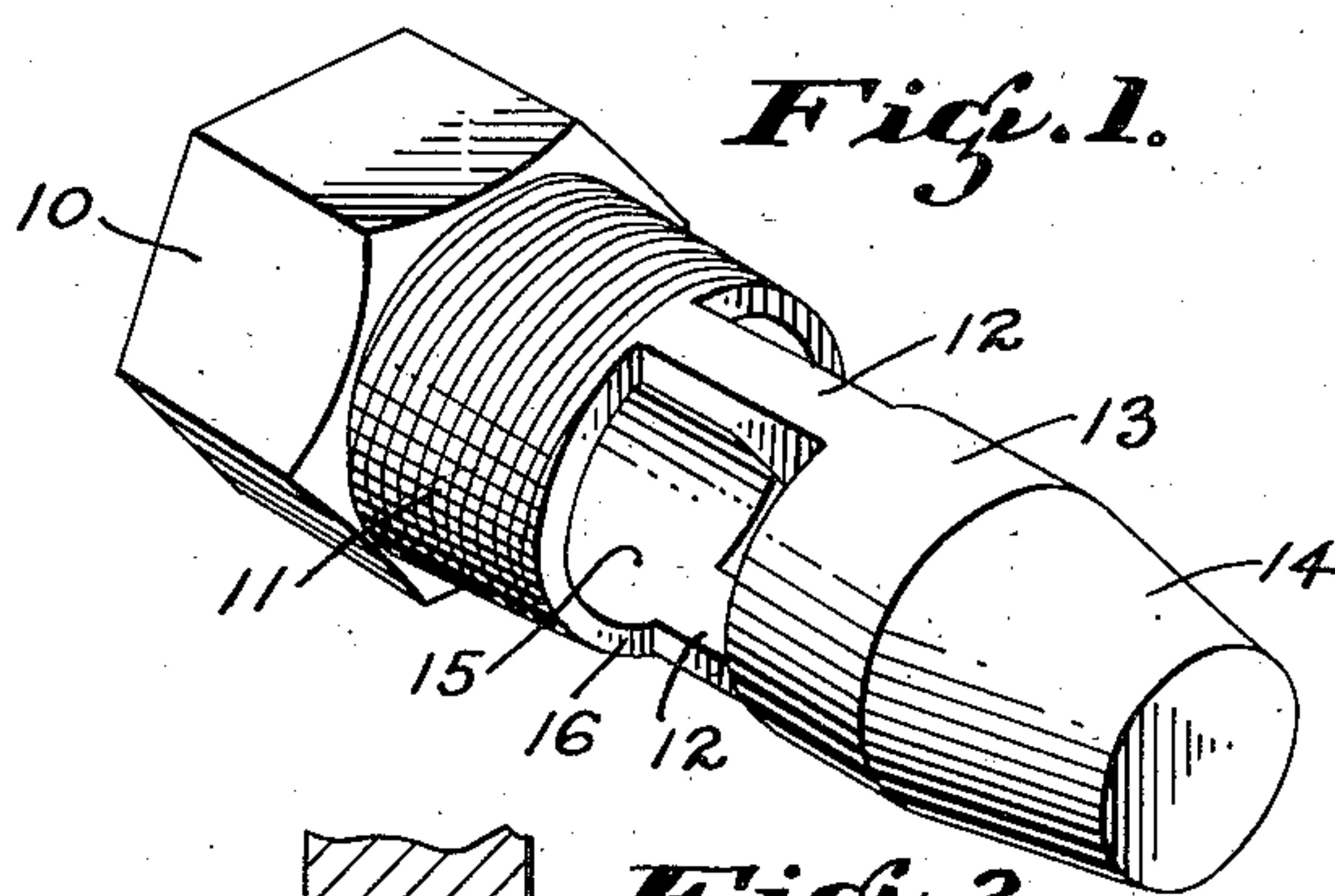
Aug. 20, 1935.

A. L. MAGGENTI

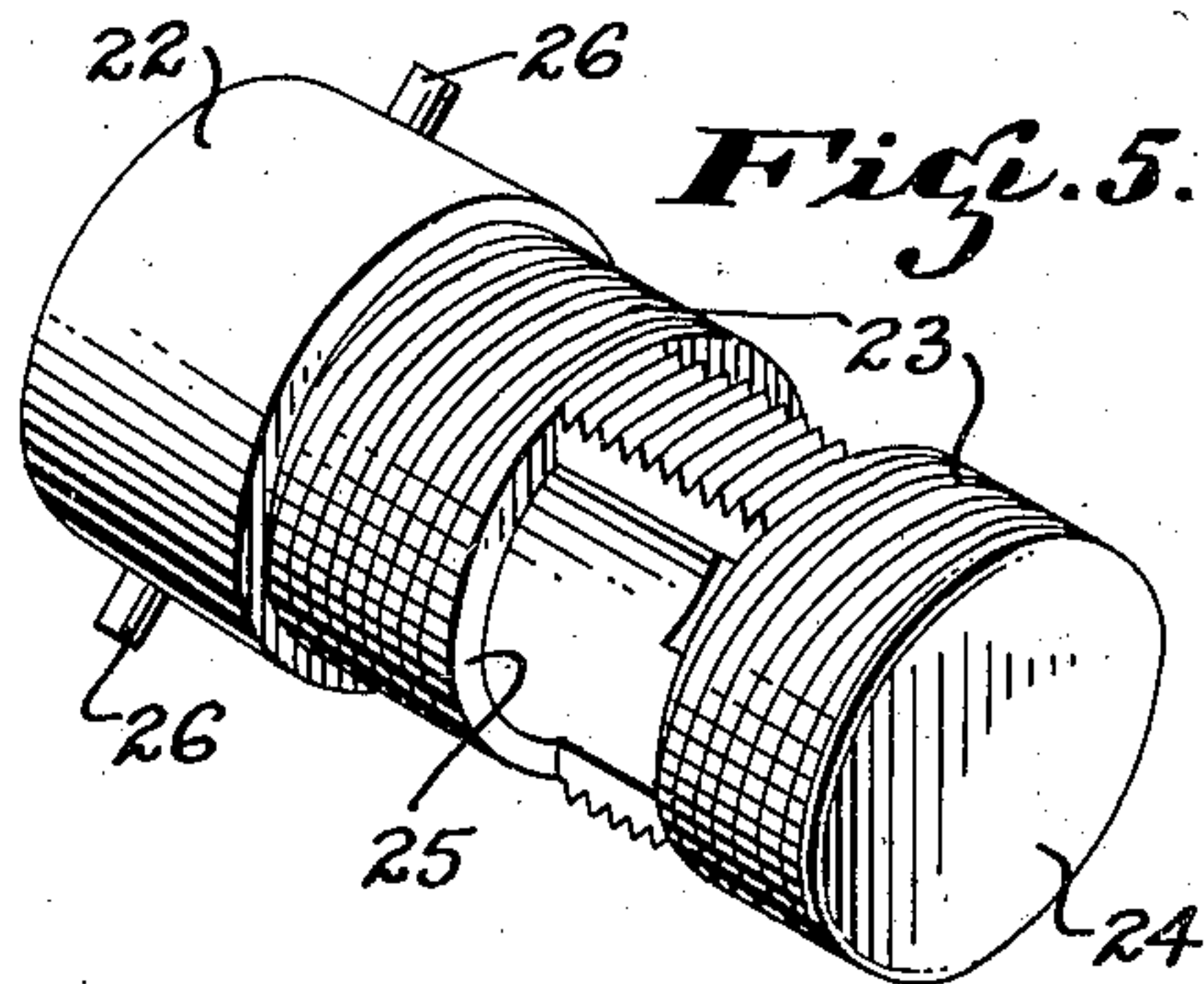
2,011,865

DISPENSING TAP MOUNTING

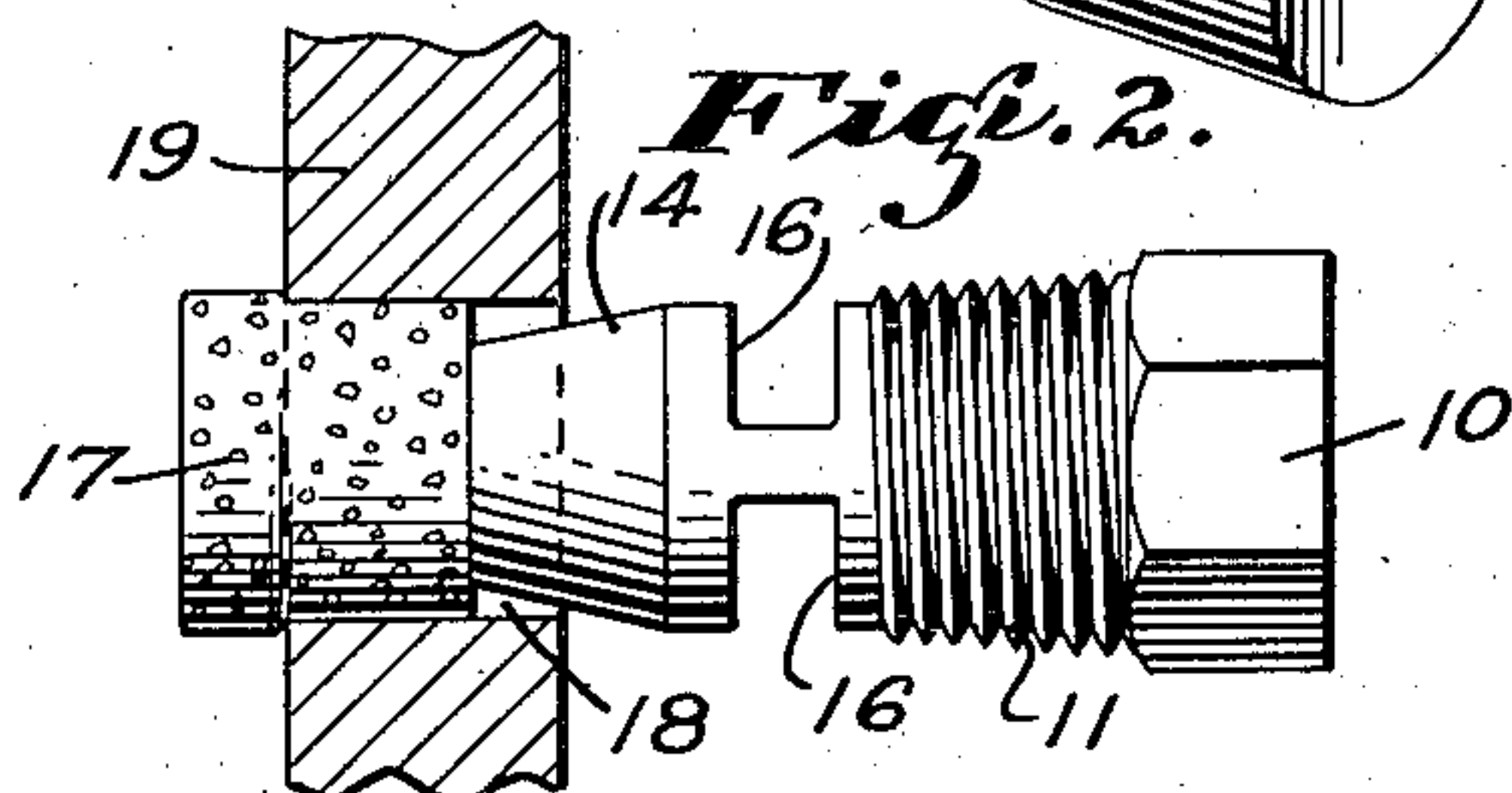
Filed Nov. 8, 1933



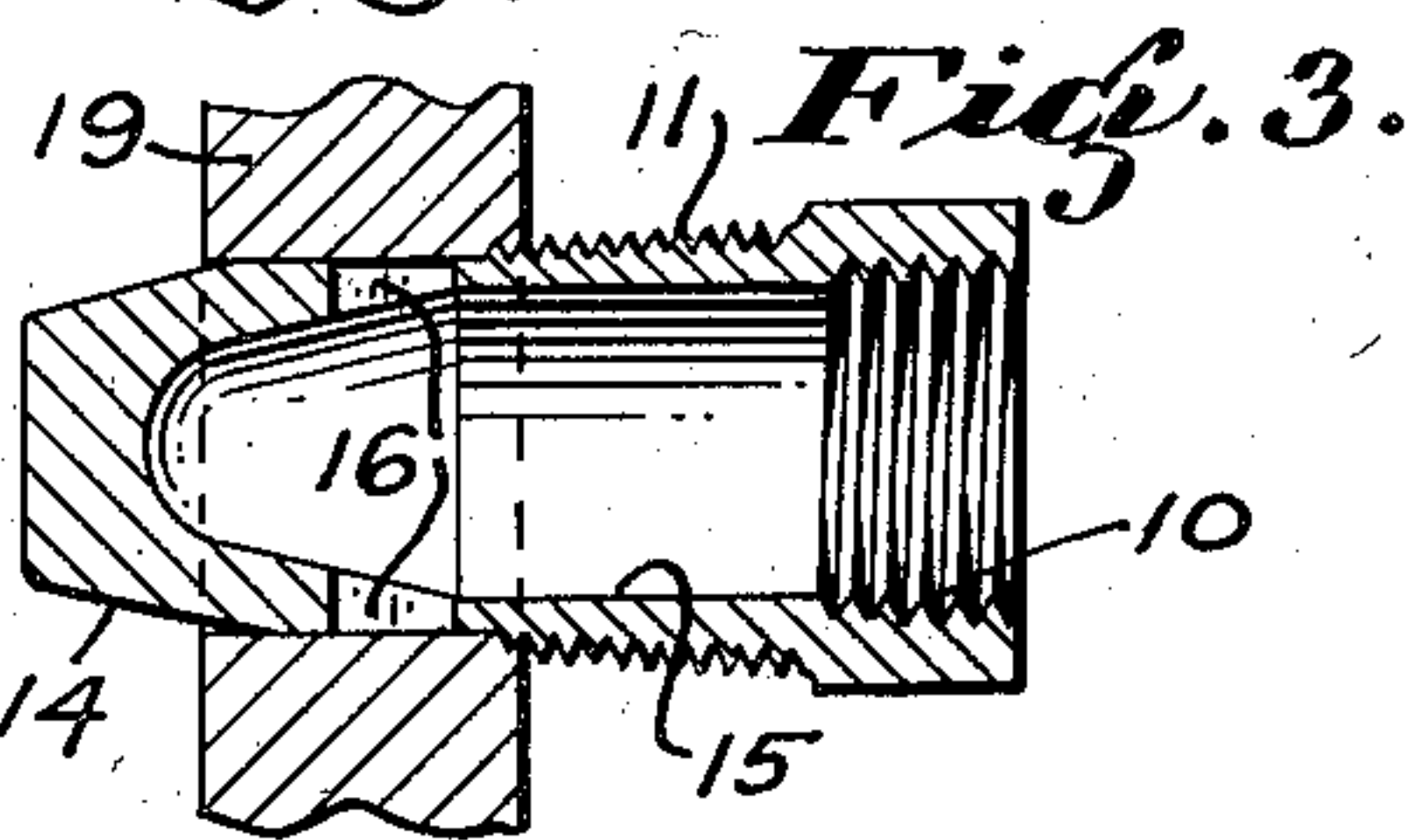
*Fig. 1.*



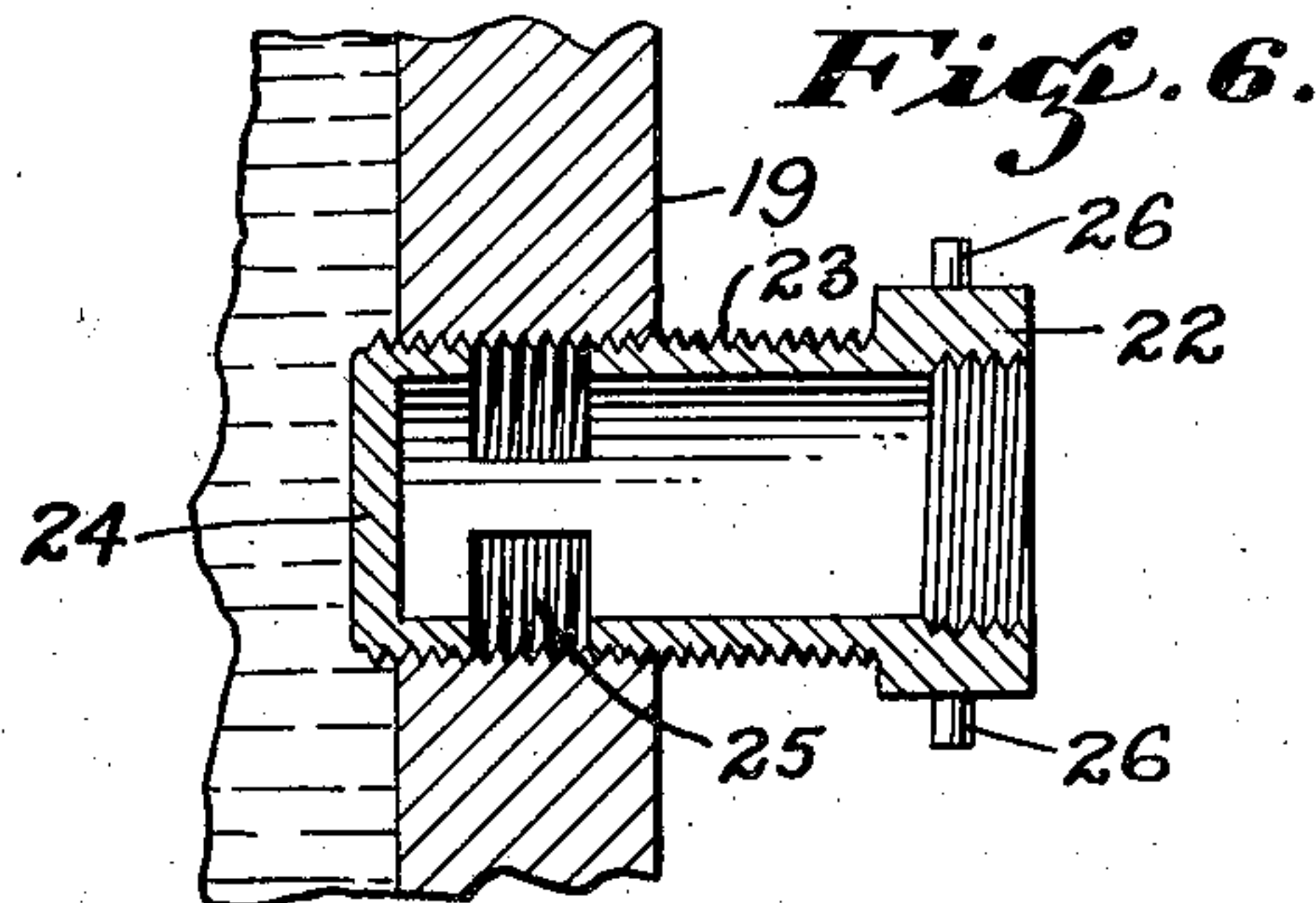
*Fig. 5.*



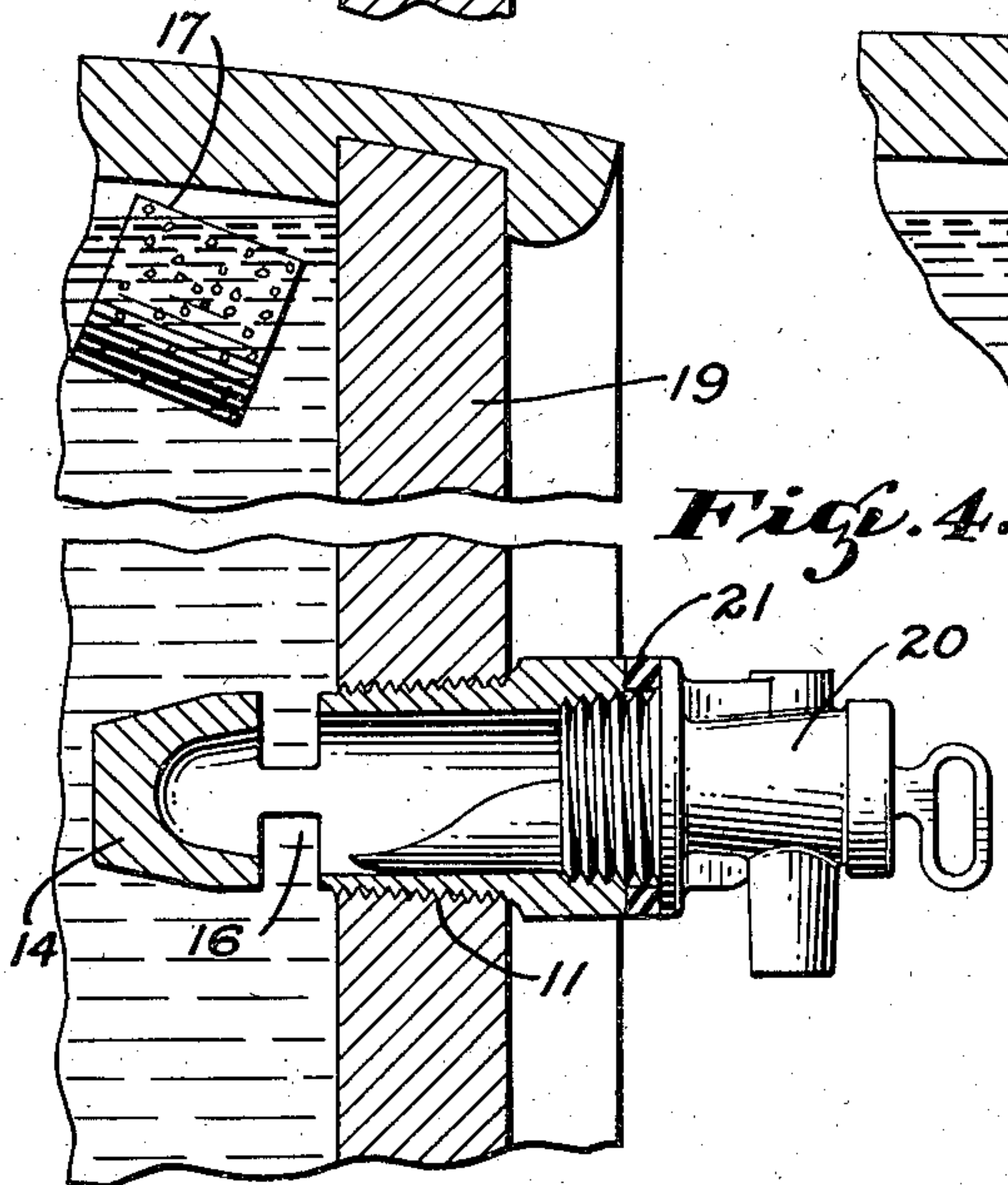
*Fig. 2.*



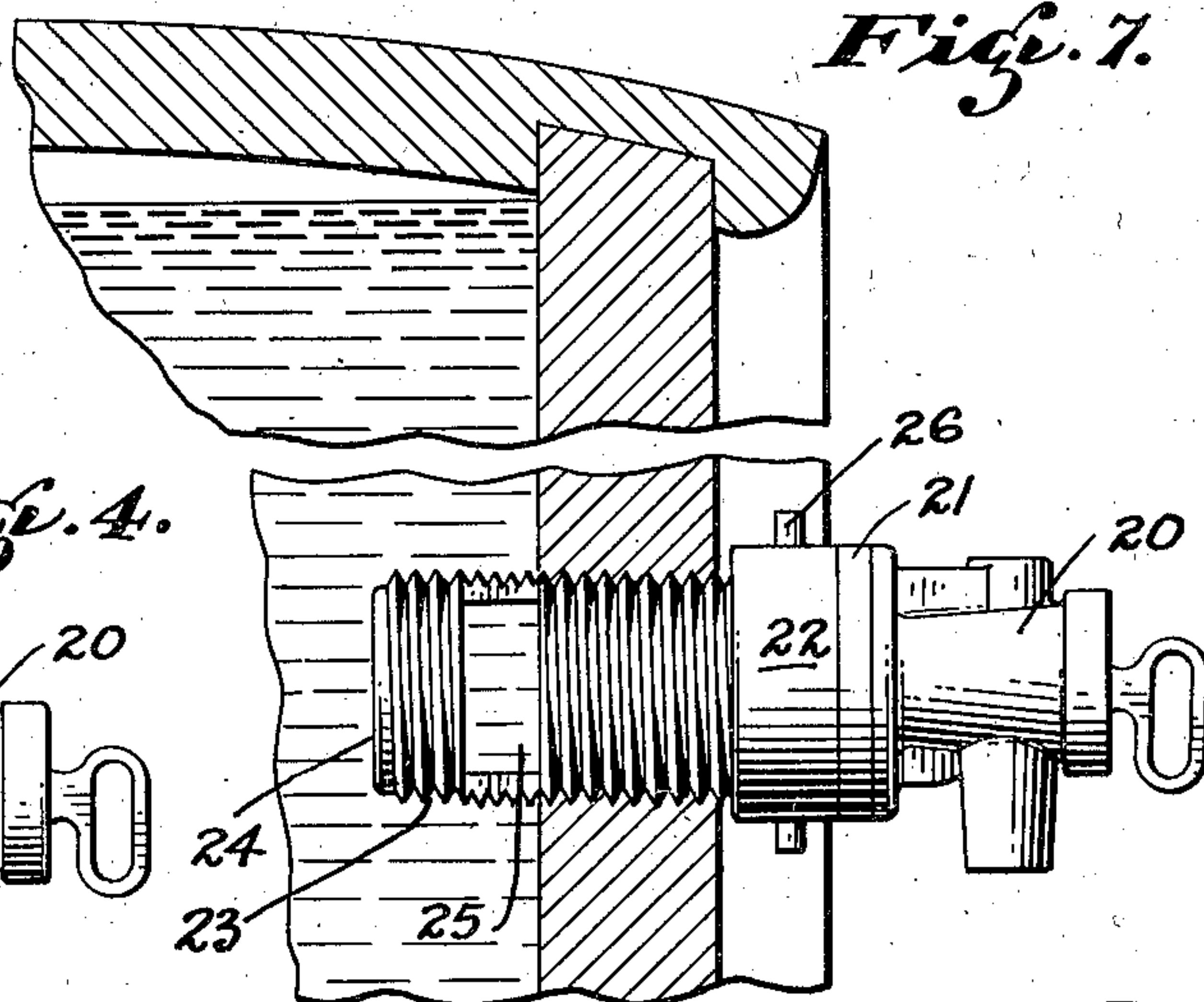
*Fig. 3.*



*Fig. 6.*



*Fig. 4.*



*Fig. 7.*

INVENTOR.  
Alberto Louis Maggenti  
BY *Wm. H. Olinson*  
ATTORNEY.



## UNITED STATES PATENT OFFICE

2,011,865

## DISPENSING TAP MOUNTING

Alberto Louis Maggenti, San Francisco, Calif.,  
 assignor to Maggenti Holding Corporation, San  
 Francisco, Calif., a corporation of California

Application November 8, 1933, Serial No. 697,135

5 Claims. (Cl. 225—42)

My present invention relates to a tap or faucet mounting means, and more particularly to a means which will facilitate the mounting of a metallic tap or faucet upon a barrel, cask or other like container.

An object of my invention is to provide a simple, convenient and novel means for mounting a metallic tap or faucet upon a barrel or like container.

Another object of my invention is to provide a threaded tap support which can be mounted in the plugged outlet of a filled barrel or cask, without loss of liquid or pressure from the barrel or cask, as the plug is driven from the outlet to permit the insertion of the threaded tap support.

Another object of my invention is to provide a device for mounting a metallic tap in the outlet of a barrel or the like which is adapted to close the barrel outlet when in one position and provide a fluid conduit from the barrel when in another position.

Another object of my invention is to provide a threaded sealing and tap mounting means for a barrel which is adapted to seal the barrel when it is threaded partially therein and form a fluid conduit when it is threaded fully into its supporting position.

It is the practice in sealing a wine barrel to close the tap outlet thereof with a cork which can be driven into the barrel when a tap or other fluid controlling conduit is applied thereto, the cork being later removed from the barrel through its bunghole when the barrel is empty. The most common form of tap used with such a barrel is formed of wood having a tapered end that can be driven tightly into the barrel outlet. When a tap of this type is applied to a barrel it is customary to place the inner end of the tap against the cork and then drive the tap into the barrel outlet so as to force the cork therefrom. In driving the tap into the barrel, the cork is driven from the outlet before the tap has entered sufficiently far to close the outlet opening and as a result some of the liquid within the barrel will be lost. When the barrel is used for beer, it is the practice to seal the barrel under a pressure of approximately ten pounds per square inch and if a tap of the above type is applied to such a barrel considerable of the pressure will be lost with the liquid at the time the tap is driven into the barrel outlet, as suggested above.

Wooden taps, such as have been referred to above, have a tendency to leak and do not operate satisfactorily unless the bung of the barrel is

vented. Therefore, it is a further object of my invention to provide means for mounting, upon a wine barrel, a vented metallic tap of the character disclosed in my copending application for Letters Patent, Serial Number 661,233, filed March 17, 1933, which is adapted to drive the cork from the barrel outlet and permit its insertion therein without the loss of any liquid and/or pressure from within the barrel.

For a better understanding of my invention reference should be had to the accompanying drawing wherein I have shown, by way of illustration and not of limitation, preferred embodiments thereof.

In the drawing;

Figure 1 is a perspective view showing a tap mounting device embodying one aspect of my invention,

Figure 2 is a fragmentary sectional view showing the tap mounting device in an initial cork or plug removing position,

Figure 3 is a view similar to Figure 2, showing the tap mounting device in an intermediate barrel outlet sealing position,

Figure 4 is a fragmentary sectional view showing the tap mounting device in its final position with a tap mounted thereupon,

Figure 5 is a perspective view of a tap mounting device embodying a modified form of my invention,

Figure 6 is a fragmentary sectional view showing the tap mounting device illustrated in Figure 5 as in its barrel sealing position, and

Figure 7 is a view showing the device illustrated in Figures 5 and 6 in its final position with a tap mounted thereupon.

In Figures 1 to 4 of the drawing, I have illustrated an embodiment of my invention which is particularly adapted for use on a barrel of the type having a cork plugged outlet. As here shown, the invention is embodied in a cast and/or machined tap mounting member having an internally threaded tap supporting portion 10, from which an externally threaded portion 11 extends. Formed integrally with the threaded portion 11, and held in spaced relation therewith by a pair of oppositely disposed arms 12, there is a plug forming portion 13. The portion 13 is preferably formed with a tapered end 14 which will facilitate an entrance of the plug forming portion 13 of the tap mounting member into a barrel outlet. The tap supporting portion 10 and the externally threaded portion 11 are made tubular to provide a conduit 15, through which liquid may pass from the interior



of a barrel or other container when the tap mounting member is in use. This conduit 15 terminates at its inner end adjacent the oppositely disposed arms 12, so that two ports 16 which communicate therewith are provided in the sides of the tap mounting member.

In Figure 2 of the drawing, the tap mounting member is shown with its tapered end 14 as disposed against a cork 17 which has been partially driven from a barrel outlet 18 formed in the head of a barrel head 19, and in Figure 3 of the drawing, the tap mounting member is shown in an intermediate position with its threaded portion 11 engaging the barrel head 19. From this latter figure of the drawing, it will be seen that the cork 17 has been driven completely from the barrel outlet 18 and that the plug forming portion 13 has replaced the cork 17 so as to seal the barrel outlet 18.

After the tap mounting member has been forced into the barrel head 19, to the position last described, a tap valve 20, having a sealing gasket 21, may be screwed thereupon, as shown in Figure 4 of the drawing. The tap mounting member can then be screwed into the barrel outlet 18 until the ports 16 are exposed to the liquid within the barrel. This will provide a passageway, through which the liquid may flow when the tap valve 20 is opened.

If a tap valve, of the type disclosed in my co-pending application for patent, is used with the tap mounting member described above, it will be possible to withdraw the liquid from the barrel without providing a vent in the bung thereof, as this form of tap valve has an automatically controlled vent which will permit air to enter a barrel or other sealed container as liquid is drawn therefrom.

In Figures 5, 6, and 7 of the drawing, I have shown an embodiment of my invention which may be used as a substitute for a cork in the outlet of a barrel and also provide means for the convenient mounting of a valve tap of the type described above. In this embodiment of my invention, the tap mounting member has an internally threaded portion 22, into which a metallic tap valve or other faucet 20 may be mounted, and an externally threaded portion 23 that can be threaded in a barrel outlet. The threaded portion 23 has a closed end 24 and side ports 25 formed therethrough between its ends. The ports 25 communicate with the interior of the portion 22 and form a fluid passageway completely through the tap mounting member.

When the tap mounting member is constructed in the above manner and screwed partially into a barrel head 19, as shown in Figure 6 of the drawing, the closed end 24 thereof will seal the barrel outlet 18 and thus eliminate the necessity for a cork. Should it be desired to withdraw liquid from a barrel, having the latter form of tap mounting member applied thereto, this can be conveniently accomplished by mounting any suitable tap, such as the tap valve 20, upon the portion 22 and then screwing the externally threaded portion 23 into its barrel opening position, as shown in Figure 7 of the drawing.

When the tap mounting member is in the last described position the ports 25 will be exposed within the barrel and thus permit the liquid contained therein to flow through the tap valve 20 when it is opened.

In order that the threaded portion 23 may be screwed into the barrel head 19, I have provided a pair of oppositely disposed pins 26, by means

of which the tap mounting member may be easily turned into the barrel outlet 18 with a spanner wrench. As an alternative for the pins 26, I may form the portion 22 with a hexagonal exterior surface similar to that upon the portion 19 of the tap mounting member illustrated in Figure 1 of the drawing.

While I have, for the sake of clearness and in order to disclose the invention so that it can be readily understood, described and illustrated specific devices and arrangements, I desire to have it understood that this invention is not limited to the specific means disclosed, but may be embodied in other ways that will suggest themselves to persons skilled in the art. It is believed that this invention is new and it is desired to claim it so that all changes as come within the scope of the appended claims are to be considered as part of this invention.

Having thus described my invention, what I claim and desire to secure by Letters Patent is—

1. A tap mounting for a barrel or the like, comprising a hollow tap supporting bushing having an externally threaded portion adapted to be screwed directly into the outlet of a barrel, said tap supporting bushing also having an outwardly disposed barrel outlet closing plug at one end, a tap supporting means at its other end and a conduit located between said barrel outlet closing plug and said tap supporting means adapted to form a fluid passageway from the interior of the barrel through said tap supporting bushing when the plug at the end thereof has been driven through the barrel outlet and the threaded portion thereof is screwed fully into the barrel outlet.

2. A plug removing and tap mounting means for a barrel or the like, comprising a tap supporting bushing having an externally threaded portion adapted to be screwed directly into the outlet of a barrel and a reduced and non-threaded end portion for driving a plug from the barrel outlet to permit a screwing of the threaded portion of the tap supporting bushing into the barrel outlet, the diameter of said reduced and non-threaded end portion being sufficient to plug said barrel outlet until the externally threaded portion of the tap supporting bushing has been screwed substantially into its final position in the barrel outlet.

3. A tap mounting for a barrel or the like, comprising a tubular tap supporting bushing having an externally threaded portion adapted to be screwed into the outlet of a barrel, a closed non-threaded end portion forming a barrel outlet plug which can be driven into the barrel outlet, and a port between said closed end portion and the threaded portion forming a fluid path from the interior of the barrel to the interior of the tap supporting bushing when the latter is screwed into the outlet of the barrel.

4. A plug removing and tap mounting means for a barrel or the like, comprising a tap supporting bushing having an externally threaded portion adapted to be screwed directly into the outlet of a barrel and a reduced end portion extending outwardly beyond said threaded portion for driving a plug from the barrel outlet to permit the externally threaded portion of the tap supporting bushing to be screwed into the barrel outlet, said reduced end portion having a diameter at one point sufficient to close the barrel outlet until the externally threaded portion of the bushing enters the barrel outlet.

5. A tap mounting for a barrel or the like,



comprising a hollow tap supporting bushing having an externally threaded portion adapted to be screwed directly into the outlet of a barrel and a closed end portion spaced outwardly from said  
5 threaded portion for plugging a barrel outlet when the bushing is being applied to a barrel, said closed end portion being supported upon said

externally threaded portion by a pair of spaced arms between which a fluid may flow from the interior of the barrel into said hollow tap supporting bushing when the externally threaded portion thereof is screwed fully into the outlet 5 of the barrel.

ALBERTO LOUIS MAGGENTI.