

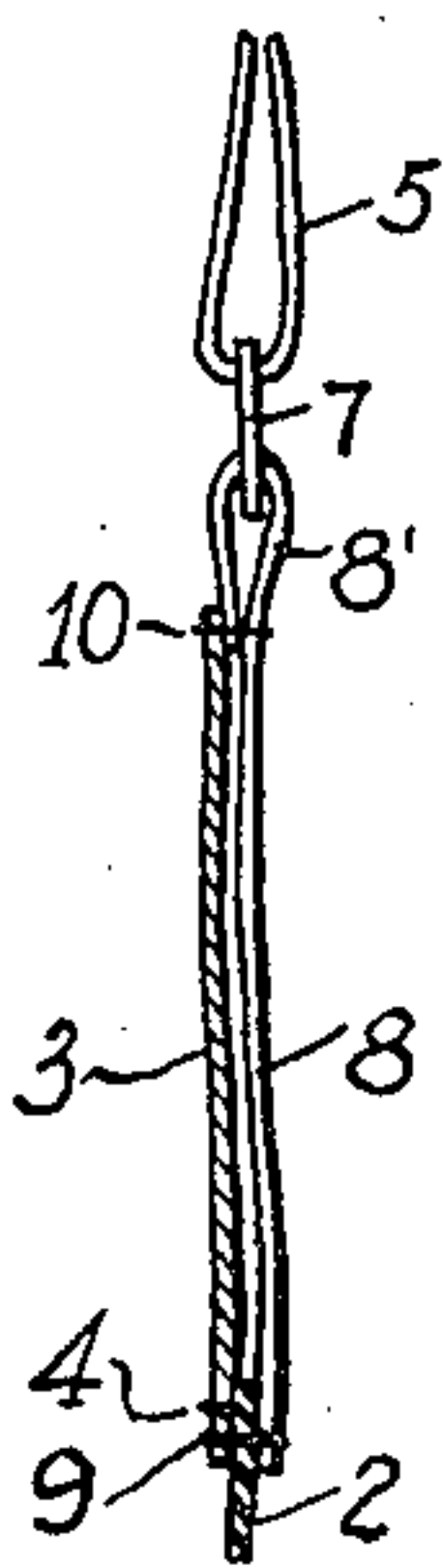
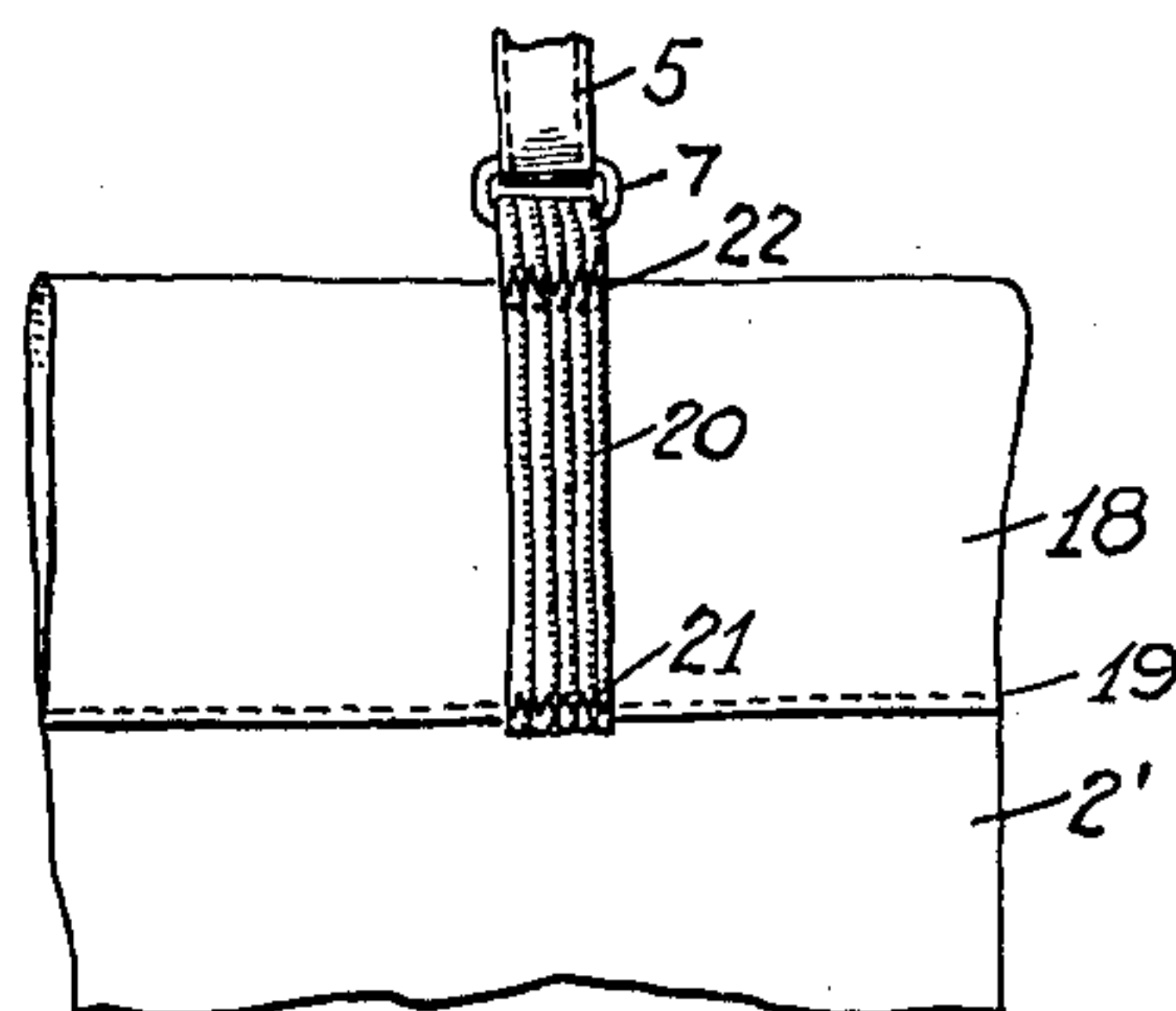
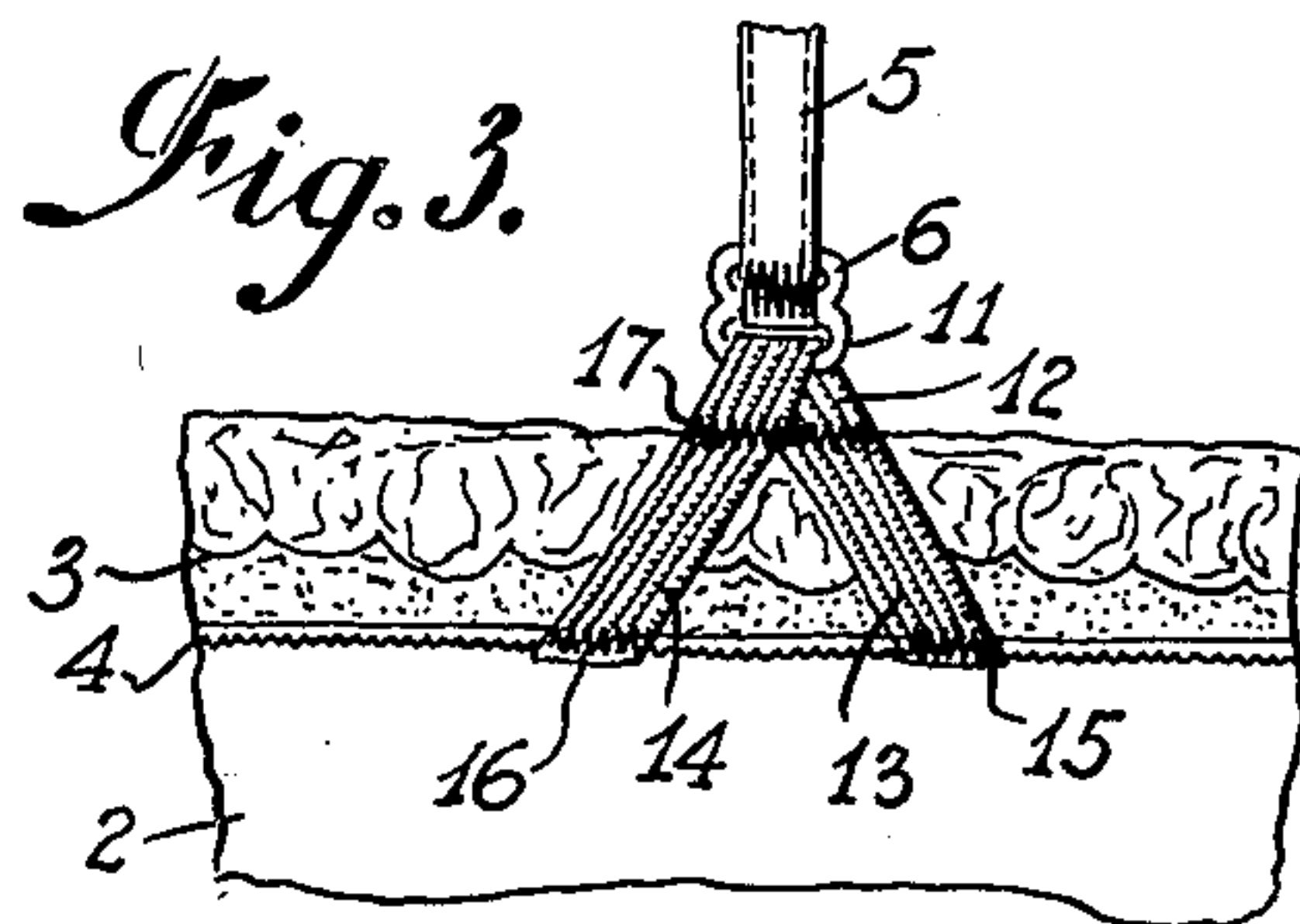
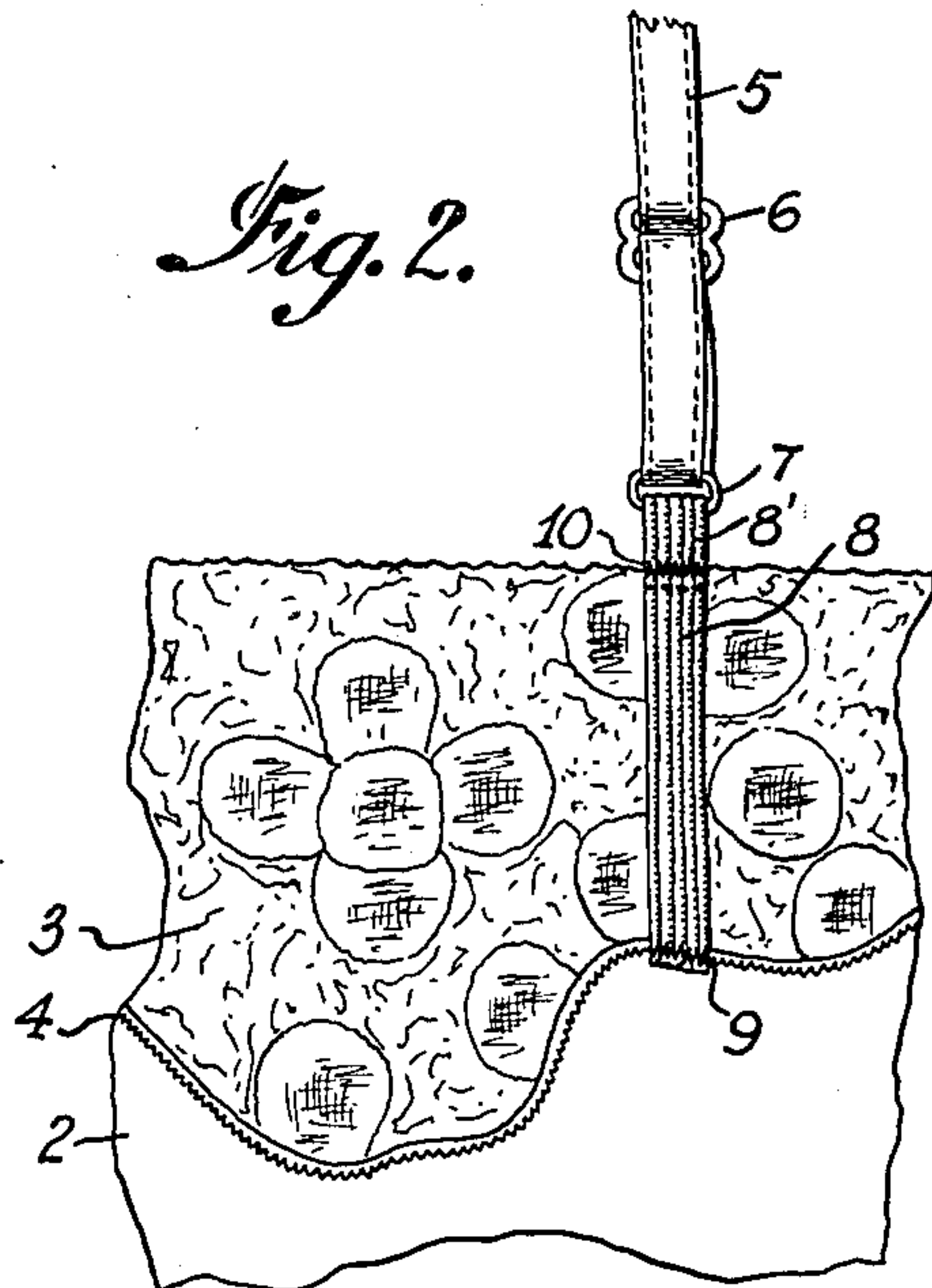
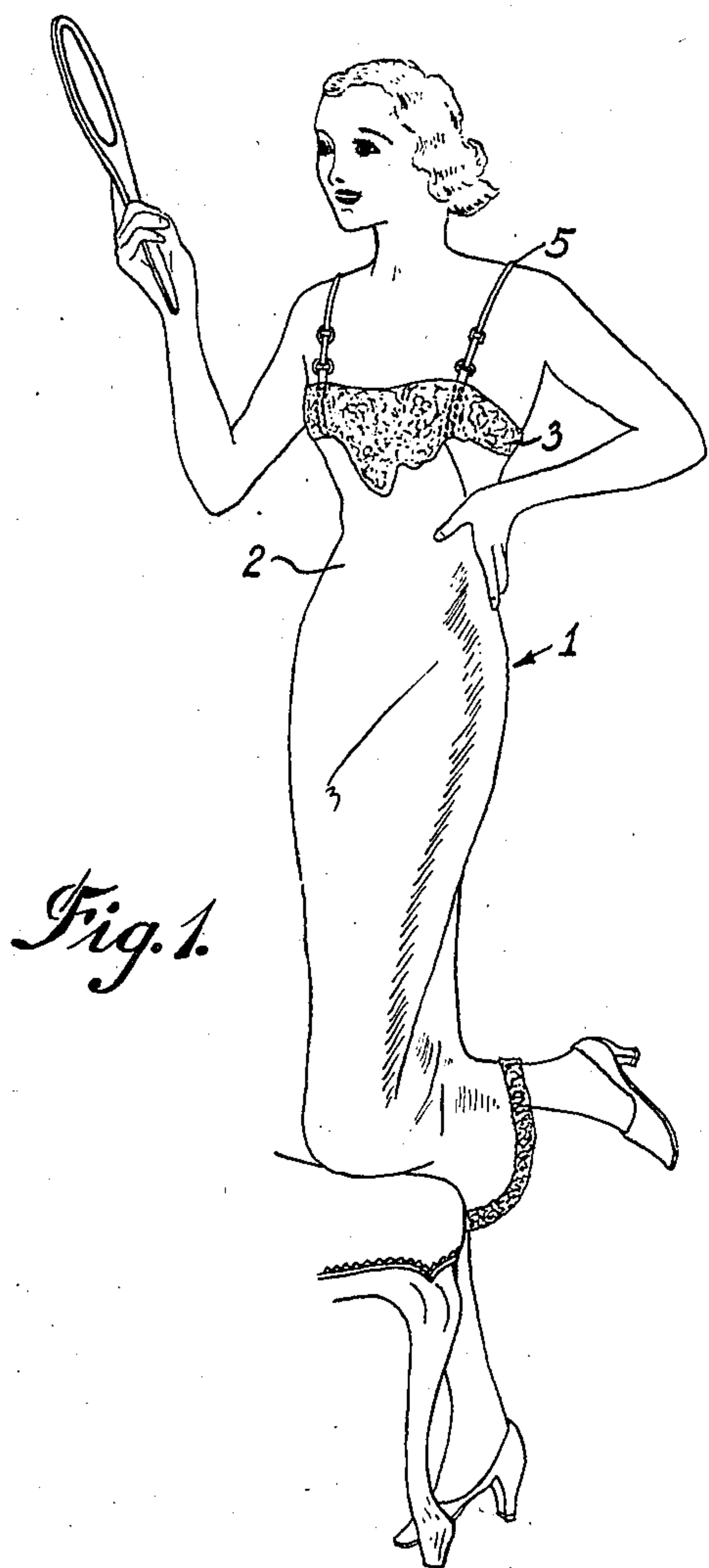
Aug. 20, 1935.

W. CAPLIN

2,011,795

SHOULDER STRAP

Filed April 5, 1934



INVENTOR.

William Caplin.

BY

Stuart Scharf

ATTORNEY.

UNITED STATES PATENT OFFICE

2,011,795

SHOULDER STRAP

William Caplin, Bronx, N. Y., assignor to
Aronson-Caplin Company Inc., New York,
N. Y.

Application April 5, 1934, Serial No. 719,108

2 Claims. (Cl. 2—73)

My invention relates to improvements in shoulder straps for ladies' undergarments.

In the ordinary undergarments of this type the shoulder straps are attached to the lace portion of the garment which causes the lace to tear and destroys the garment.

The object of my invention is to provide a shoulder strap with an elastic piece attached to the garment in such a way as to remove practically all the strain from the lace or top portion of garment.

A further object of my invention is to provide a shoulder strap with a piece of elastic material, the latter material being attached to the undergarment at two separate points.

A further object of my invention is to provide a shoulder strap for undergarments having lace tops or other stretchable material, the shoulder strap being provided with an elastic band which band is attached to the garment at the top and bottom of lace portion.

With foregoing and other objects in view the invention consists in the combination and arrangement of parts hereinafter described and claimed, and while the invention is not restricted to the exact details of construction illustrating a practical embodiment thereof, reference is had to the accompanying drawing in which like reference characters designate the same parts in the several views, and in which:

Fig. 1 is a perspective view illustrating an embodiment of my invention.

Fig. 2 is an inside view showing attachment of elastic band to undergarment.

Fig. 3 shows another method of attachment of elastic to undergarment.

Fig. 4 shows the application of the elastic to undergarments known as tailor made having usually a fold instead of the lace.

Fig. 5 is an end view of Fig. 2.

In the drawing the numeral 1, indicates an undergarment in this case a slip having a bottom portion 2, and a lace or top portion 3, connected by a seam 4. The lace being frail.

A shoulder strap 5, of the adjustable type is provided with a double buckle 6, and a loop 7. This portion of the shoulder strap is made of any piece goods as silk or rayon.

To the loop 7 is attached a piece of elastic band 8.

One end of the elastic band 8, is attached to the undergarment 1, at the seam 4 forming the stitching 9. The elastic is then run through the single buckle 7, and then turned back forming a loop 8', both portions of the elastic band are attached to the top of the lace 3, forming the stitching 10.

In this manner the strain is taken up first by the small portion of elastic band between the loop 7, and the stitching 10, near the top of lace 3, and the remainder of strain is taken up by the remainder of the elastic band 8, and the lace 3.

In Fig. 3 the method of attaching the elastic band is somewhat different. The undergarment 2, shown here represents the back where the lace portion 3 is much narrower. In this case the shoulder strap 5, is attached to buckle 6 and the lower loop 11, is used to hold the elastic band 12, at its center portion. The end portions of the elastic band 13, and 14, are attached to the undergarment 2, at the seam 4, forming stitchings 15, 16, and the upper portion of the lace 3, is attached to the elastic bands 13, 14, by means of a common stitching 17.

In this case the strain is taken up by the divided portions of elastic band 12, and the elastic bands 13 and 14.

Fig. 4 shows a modified form of my device. In this case the undergarment is of the tailor made variety where lace is not in use. The undergarment 2', is provided with a top comprising a fold 18, sewed at 19. The elastic band 20, is attached to the undergarment 2' by means of stitching 21, at the sewing 19. The elastic band is also attached to the top of the fold 18, forming the stitching 22.

This case is similar to the one shown in Fig. 2.

As various changes may be made in the above embodiment without departing from the spirit of the invention, it is to be understood that all matter herein is to be interpreted as illustrative, and not in a limiting sense.

What I claim is:

1. In a garment having a brassière portion the upper part of which is made of frail material and the lower portion of which is made of stronger material, a shoulder strap for supporting the garment on the wearer, said shoulder strap having the lower part formed of elastic material, said elastic portion being attached to the strong material and to the frail portion approximately at the top thereof.

2. In a garment having a brassière portion, the upper part of which is made of frail material and the lower portion of which is made of stronger material, a shoulder strap for supporting the garment on the wearer, said shoulder strap having the lower part formed of elastic material, said elastic portion being attached to the strong material and to the frail portion approximately at the top thereof and projecting above the frail portion.

WILLIAM CAPLIN.