



US 20100034924A1

(19) **United States**

(12) **Patent Application Publication**  
**Fremaux et al.**

(10) **Pub. No.: US 2010/0034924 A1**

(43) **Pub. Date: Feb. 11, 2010**

(54) **BACTERIUM**

**Publication Classification**

(76) Inventors: **Christophe Fremaux**, Poitiers (FR); **Philippe Horvath**, Saint-Gervais-les-3-Clochers (FR); **Joachim Schwobe**, Niebull (FR)

Correspondence Address:  
**STEPTOE & JOHNSON LLP**  
**1330 CONNECTICUT AVENUE, N.W.**  
**WASHINGTON, DC 20036 (US)**

(21) Appl. No.: **12/304,913**

(22) PCT Filed: **Jun. 8, 2007**

(86) PCT No.: **PCT/IB2007/002639**

§ 371 (c)(1),  
(2), (4) Date: **Jul. 6, 2009**

**Related U.S. Application Data**

(60) Provisional application No. 60/804,978, filed on Jun. 16, 2006.

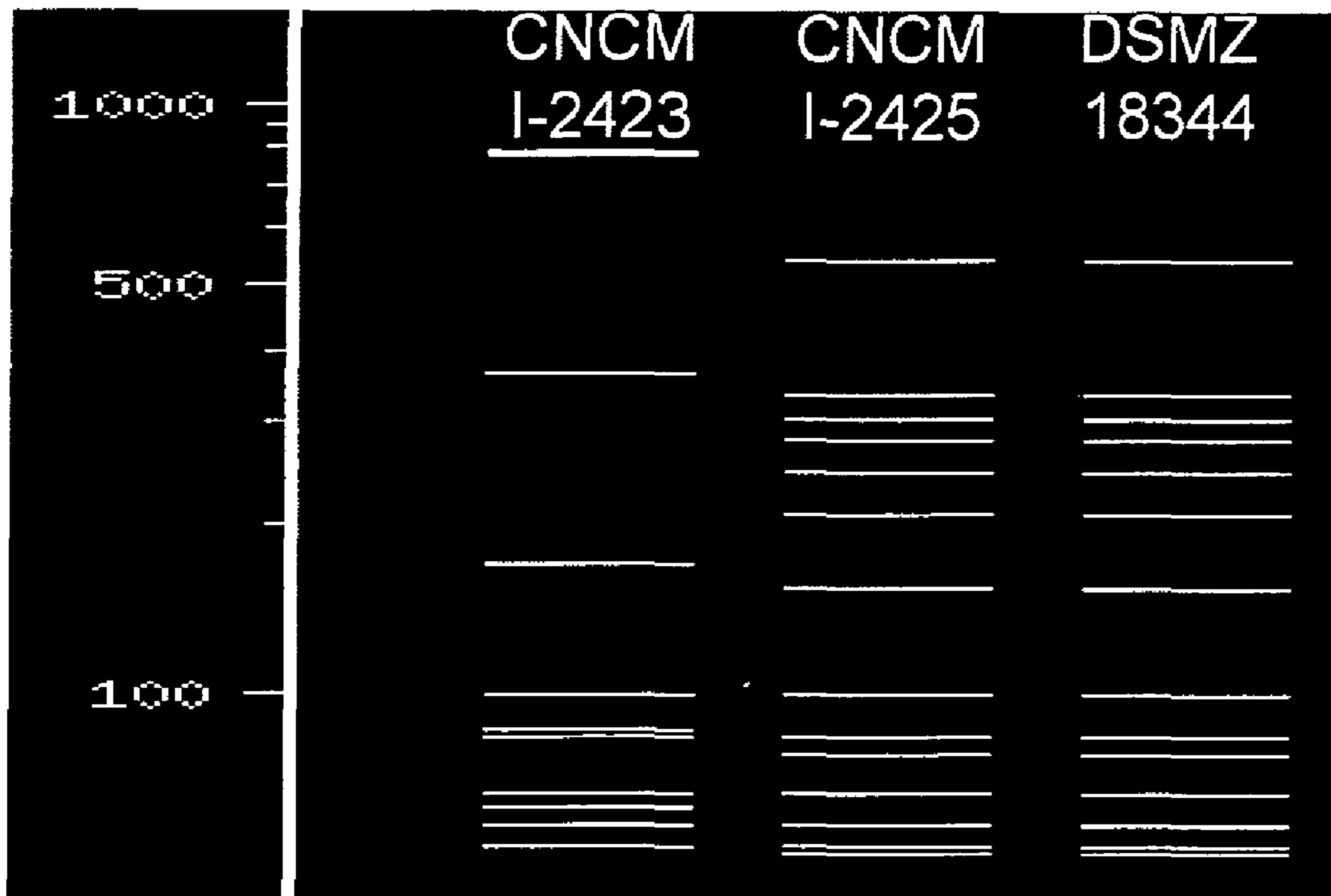
(51) **Int. Cl.**

<i>A23C 9/12</i>	(2006.01)
<i>A23L 1/30</i>	(2006.01)
<i>A23K 1/16</i>	(2006.01)
<i>A23C 9/123</i>	(2006.01)
<i>A23C 13/00</i>	(2006.01)
<i>A23C 19/00</i>	(2006.01)
<i>A23G 9/36</i>	(2006.01)
<i>A23L 1/48</i>	(2006.01)
<i>C12N 1/22</i>	(2006.01)
<i>C12N 1/20</i>	(2006.01)
<i>C12Q 1/68</i>	(2006.01)
<i>C07H 21/00</i>	(2006.01)
<i>C12N 15/74</i>	(2006.01)

(52) **U.S. Cl. .... 426/43; 426/61; 435/252; 435/252.9; 435/253.4; 435/6; 536/23.1; 435/320.1; 435/252.3; 536/24.33**

(57) **ABSTRACT**

The present invention relates in one aspect to a fast acidifying lactic acid bacterium that generates a viscosity in fermented milk greater than about 62 Pa·s after 14 days of storage at 6° C.



# FIGURE 1

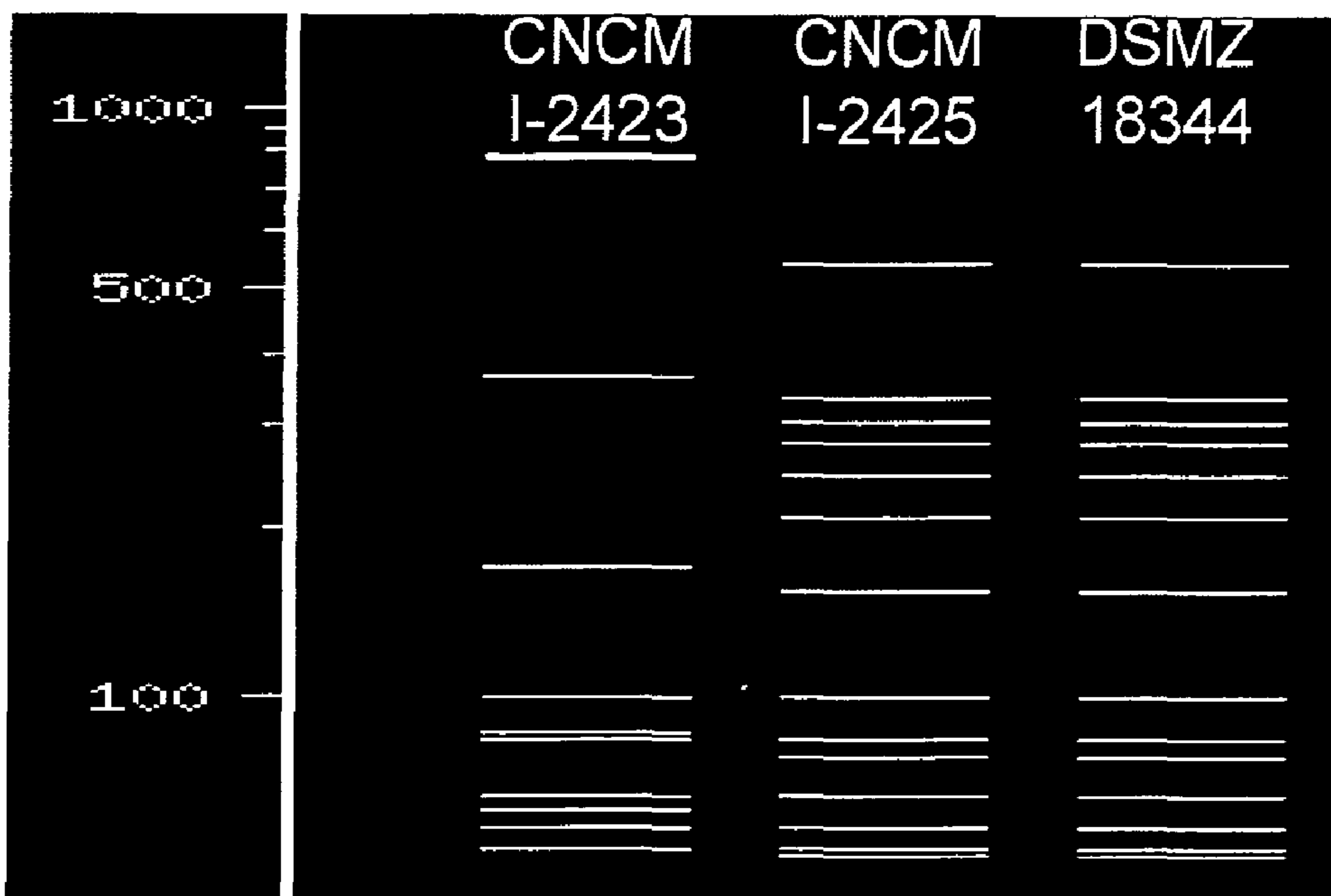
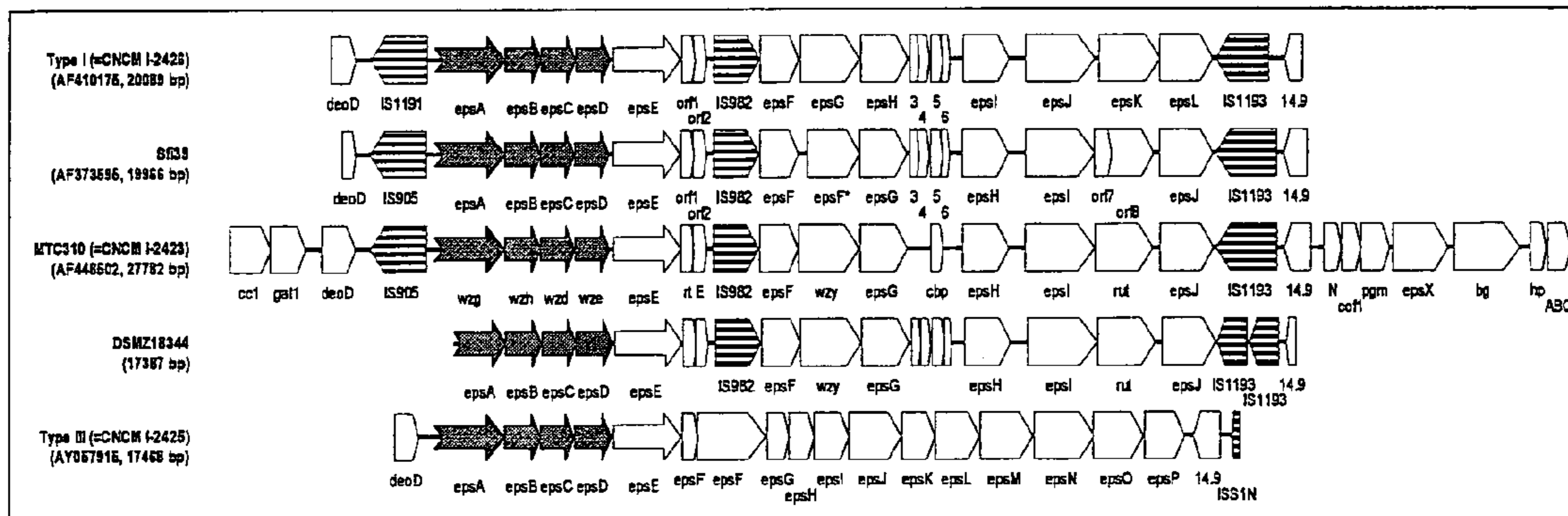


FIGURE 2



**FIGURE 3**

	1	2	3	4	5	6	7	8	9	10	11	12	13	14	15	16	17	18	19	20	21	22	23	24	25	26	27	28	29	30	31	32	
DSMZ18344	x	x	C	D	E	F	G	H	I	x	x	x	M	N	O	P	Q	R	S	S	T												
CNCM I-2425	A	B	C	D	E	F	G	H	I	J	K	L	M	N	O	P	Q	R	S	x	T												
CNRZ385	A	B	C	D	E	F	G	H	I	J	K	L	M	N	O	P	Q	R	S	x	T												
CNCM I-2423	U1	U2	U3	U4	U5	U6	U7	U8	U9	U10	U11	U12	U13	U14	U15	U16	U17	U18	U19	U20	U21	U22	U23	U24	U25	U26	U27	U28	U29	U30	U31	U32	



**BACTERIUM**

## FIELD OF INVENTION

[0001] The present invention relates to inter alia a fast acidifying lactic acid bacterium with improved texturizing properties.

## BACKGROUND TO THE INVENTION

[0002] The food industry uses bacteria in order to improve the taste and the texture of foods and also to extend the shelf life of these foods. In the case of the dairy industry, lactic bacteria are commonly used in order to, for example, bring about the acidification of milk (by fermentation) and to texturize the product into which they are incorporated. Among the lactic bacteria commonly used in the food industry, examples include the genera *Streptococcus*, *Lactococcus*, *Lactobacillus*, *Leuconostoc*, *Pediococcus* and *Bifidobacterium*.

[0003] The lactic acid bacteria of the species *Streptococcus thermophilus* are used extensively alone or in combination with other bacteria for the production of food products, in particular fermented products. They are used in particular in the formulation of the ferments used for the production of fermented milks, for example yogurts. Certain bacteria play a dominant role in the development of the texture of the fermented product. This characteristic is closely linked to the production of polysaccharides. Among the strains of *Streptococcus thermophilus* it is possible to distinguish texturizing and non-texturizing strains.

[0004] In addition, cultures—such as starter cultures—are used extensively in the food industry in the manufacture of fermented products including milk products (such as yoghurt, butter and cheese), meat products, bakery products, wine and vegetable products. The preparation of cultures is labour intensive, occupying much space and equipment, and there is a considerable risk of contamination with spoilage bacteria and/or phages during the step of propagation. The failure of bacterial cultures by bacteriophage (phage) infection and multiplication is a major problem with the industrial use of bacterial cultures. There are many different types of phages with varying mechanisms to attack bacteria. Moreover, new strains of bacteriophages appear.

[0005] Strategies used in industry to minimise bacteriophage infection, and thus failure of a bacterial culture, include the use of: (i) mixed starter cultures; and (ii) the alternate use of strains having different phage susceptibility profiles (strain rotation).

[0006] (i) Traditionally, starter cultures in the dairy industry are mixtures of lactic acid bacterial strains. The complex composition of mixed starter cultures ensures that a certain level of resistance to phage attack is present. However, repeated sub-culturing of mixed strain cultures leads to unpredictable changes in the distribution of individual strains and eventually undesired strain dominance. This in turn may lead to increased susceptibility to phage attack and risk of fermentation failures.

[0007] (ii) The rotation of selected bacterial strains which are sensitive to different phages is another approach to limit phage development. However, it is difficult and cumbersome to identify and select a sufficient number of strains having different phage type profiles to provide an efficient and reliable rotation program. In addition, the continuous use of strains requires careful monitoring for new infectious phages

and the need to quickly substitute a strain which is infected by the new bacteriophage by a resistant strain. In manufacturing plants where large quantities of bulk starter cultures are made ahead of time, such a quick response is usually not possible.

[0008] There is a continuing need in the art to provide improved bacterial strains for use in the food/feed industry—such as bacterial strains that have improved texturizing properties. Improved bacterial strains that are phage resistant are particularly desirable.

## SUMMARY OF THE PRESENT INVENTION

[0009] The fast acidifying lactic acid bacterium described herein has numerous advantages. By way of example, the fast acidifying lactic acid bacterium has advantages in terms of texturizing the media into which it is incorporated. By way of further example, it makes it possible to obtain gels from, for example, fermented milks, which are thick, sticky, coated, stringy, resistant to stirring and/or not granular.

[0010] Advantageously, the fast acidifying lactic acid bacterium is bacteriophage resistant thereby minimising bacteriophage infection, and thus failure of the bacterial culture. This is an important property of the lactic acid bacterium described herein because it reduces the risk of phage incidents during production, which may stop production for a period of time for decontamination.

[0011] Most advantageously, the fast acidifying lactic acid bacterium described herein has advantageous texturizing properties and is also phage resistant.

## SUMMARY ASPECTS OF THE PRESENT INVENTION

[0012] Aspects of the present invention are presented in the accompanying claims.

[0013] In a first aspect, there is provided a fast acidifying lactic acid bacterium that generates a viscosity in fermented milk greater than about 62 Pa·s.

[0014] In a particularly preferred aspect, there is provided a fast acidifying lactic acid bacterium that generates a viscosity in fermented milk greater than about 62 Pa·s and which bacterium is phage resistant.

[0015] In another aspect, there is provided a lactic acid bacterium comprising the sequence set forth in SEQ ID No. 19 or a homologue thereof with at least 75% identity thereto.

[0016] In a further aspect, there is provided an isolated *Streptococcus thermophilus* strain deposited under the Budapest Treaty by Danisco Deutschland Niebüll GmbH, Buch-Johannsen Strasse.1, Niebüll-D-25899, Germany at DSMZ (Deutsche Sammlung von Mikroorganismen und Zellkulturen GmbH, Mascheroder Weg 1 b, D-38124 Braunschweig) under deposit number 18344 on 14 Jun. 2006. We hereby confirm that the depositor has authorised the applicant to refer to the deposited biological material in this application and has given his unreserved and irrevocable consent to the deposited material being made available to the public.

[0017] There is also provided a cell culture comprising the lactic acid bacterium or the strain described herein.

[0018] In a further aspect, there is provided a food, food additive, feed, nutritional supplement, or probiotic supplement comprising the lactic acid bacterium, the strain, or the cell culture as described herein.

[0019] A method for preparing a food, food additive, feed, nutritional supplement, or probiotic supplement comprising the step of adding the lactic acid bacterium, the strain, or the



cell culture to said food, food additive, feed, nutritional supplement, or probiotic supplement.

[0020] In a further aspect, a food, food additive, feed, nutritional supplement, or probiotic supplement obtained or obtainable by the method described herein. There is also described the use of the lactic acid bacterium, the strain, or the cell culture for preparing a food, food additive, feed, nutritional supplement, or probiotic supplement.

[0021] In a further aspect, we described a method for modifying the viscosity of a food, food additive, feed, nutritional supplement, or probiotic supplement, comprising adding the lactic acid bacterium, the strain, or the cell culture to said, food, food additive, feed, nutritional supplement, or probiotic supplement.

[0022] A food, food additive, feed, nutritional supplement, or probiotic supplement obtained or obtainable by the method is also provided.

[0023] There is provided, in a further aspect, the use of the lactic acid bacterium, the strain, or the cell culture for modifying the viscosity of a food, food additive, feed, nutritional supplement, or probiotic supplement.

[0024] A method is also described for identifying a bacterium belonging to the genus *Streptococcus* comprising the step of screening the bacterium for the sequence set forth in SEQ ID No. 19 or a homologue thereof with at least 75% identity thereto.

[0025] A method for identifying a bacterium belonging to the genus *Streptococcus* is also described comprising the step of amplifying the CRISPR locus of a bacterium using at least one forward and at least one reverse oligonucleotide primer, wherein each of the primers flank opposite sides of one or more CRISPR spacers that are absent in *Streptococcus thermophilus* DSMZ-18344.

[0026] A bacterium belonging to the genus *Streptococcus* that is identified or identifiable by the method is also provided in a further aspect.

[0027] In another aspect, there is described a nucleotide sequence comprising the sequence set forth in SEQ ID No. 19 or a homologue thereof with at least 75% identity thereto.

[0028] A nucleotide sequence complementary to the nucleotide sequence is also provided, as is a construct or a vector comprising the nucleotide sequence

[0029] In a further aspect, there is described a host cell comprising the construct or the vector.

[0030] An oligonucleotide primer that is capable of hybridizing to the nucleotide sequence is also provided.

[0031] In still a further aspect, the use of the oligonucleotide primer for identifying a bacterium belonging to the genus *Streptococcus* is described.

[0032] There is also provided a lactic acid bacterium, an isolated culture, a cell culture, a food, food additive, feed, nutritional supplement, probiotic supplement, a method, a use, a nucleic acid sequence, a construct, a vector, a host cell, an amino acid sequence, or an oligonucleotide primer as hereinbefore described with reference to the accompanying description and figures.

[0033] Other aspects of the present invention are presented in the accompanying claims and in the following description and discussion. These aspects are presented under separate section headings. However, it is to be understood that the

teachings under each section heading are not necessarily limited to that particular section heading.

#### PREFERRED EMBODIMENTS

[0034] Preferably, the bacterium is phage resistant.

[0035] Preferably, the bacterium is selected from the group consisting of *Streptococcus*, *Lactococcus*, *Lactobacillus*, *Leuconostoc*, *Pediococcus* and *Bifidobacterium*. Preferably, the bacterium is *Streptococcus thermophilus*.

[0036] Preferably, the *Streptococcus thermophilus* belongs to the genetic cluster CL0189. Preferably, the lactic acid bacterium comprises the sequence set forth in SEQ ID No. 20.

[0037] Preferably, the cell culture is a starter culture, a probiotic culture or a dietary supplement.

[0038] Preferably, the culture comprises one or more further lactic acid bacteria selected from the genera consisting of *Streptococcus*, *Lactococcus*, *Lactobacillus*, *Leuconostoc*, *Pediococcus* and *Bifidobacterium*.

[0039] Preferably, the culture comprises one or more further lactic acid bacteria selected from the species consisting of *Lactobacillus delbrueckii* subsp. *bulgaricus*, *Lactobacillus acidophilus*, *Lactobacillus casei* and/or *Bifidobacterium*.

[0040] Preferably, the food, food additive, feed, nutritional supplement, or probiotic supplement is a dairy, meat or cereal food, food additive, feed, nutritional supplement, or probiotic supplement

[0041] Preferably, the dairy food, food additive, feed, nutritional supplement, or probiotic supplement is a fermented milk, yoghurt, cream, matured cream, cheese, fromage frais, a milk beverage, a processed cheese, a cream dessert, a cottage cheese or infant milk.

[0042] Preferably, the milk comprises milk of animal and/or plant origin.

[0043] Preferably, the food, food additive, feed, nutritional supplement, or probiotic supplement comprises or consists of a fermented food, food additive, feed, nutritional supplement, or probiotic supplement.

[0044] Preferably, the food, food additive, feed, nutritional supplement, or probiotic supplement comprises or consists of a dairy food, food additive, feed, nutritional supplement, or probiotic supplement.

[0045] Preferably, the forward oligonucleotide primer hybridises to SEQ ID No. 1 and the reverse oligonucleotide primer hybridises to any of SEQ ID No. 2, SEQ ID No. 3, SEQ ID No. 4, SEQ ID No. 5, SEQ ID No. 6, SEQ ID No. 7, SEQ ID No. 8, SEQ ID No. 9, SEQ ID No. 10, SEQ ID No. 11, SEQ ID No. 12, SEQ ID No. 13, SEQ ID No. 14, SEQ ID No. 15, SEQ ID No. 16 and/or SEQ ID No. 17.

[0046] Preferably, the forward oligonucleotide primer hybridises to any of SEQ ID No. 2, SEQ ID No. 3, SEQ ID No. 4, SEQ ID No. 5, SEQ ID No. 6, SEQ ID No. 7 and/or SEQ ID No. 8 and a reverse oligonucleotide primer hybridises to any of SEQ ID No. 9, SEQ ID No. 10, SEQ ID No. 11, SEQ ID No. 12, SEQ ID No. 13, SEQ ID No. 14, SEQ ID No. 15, SEQ ID No. 16 and/or SEQ ID No. 17.

[0047] Preferably, the forward oligonucleotide primer hybridises to any of SEQ ID No. 2, SEQ ID No. 3, SEQ ID No. 4, SEQ ID No. 5, SEQ ID No. 6, SEQ ID No. 7 and/or SEQ ID No. 8 and the reverse oligonucleotide primer hybridises to SEQ ID No. 18.

[0048] Preferably, the forward oligonucleotide primer hybridises to any of SEQ ID No. 9, SEQ ID No. 10, SEQ ID No. 11, SEQ ID No. 12, SEQ ID No. 13, SEQ ID No. 14, SEQ



ID No. 15, SEQ ID No. 16 and/or SEQ ID No. 17 and the reverse oligonucleotide primer hybridises to SEQ ID No. 18.

[0049] Preferably, the bacterium belonging to the genus *Streptococcus* is *Streptococcus thermophilus*.

[0050] Preferably, the *Streptococcus thermophilus* strain belongs to the genetic cluster CL0189.

[0051] Preferably, the *Streptococcus thermophilus* strain has substantially the same characteristics as the *Streptococcus thermophilus* strain deposited at DSMZ (Deutsche Sammlung von Mikroorganismen und Zellkulturen GmbH, Mascheroder Weg 1 b, D-38124 Braunschweig) under deposit number 18344 on 14 Jun. 2006.

[0052] Preferably, the *Streptococcus thermophilus* strain is the same as the *Streptococcus thermophilus* strain deposited DSMZ (Deutsche Sammlung von Mikroorganismen und Zellkulturen GmbH, Mascheroder Weg 1 b, D-38124 Braunschweig) under deposit number 18344 on 14 Jun. 2006.

[0053] The term “fast acidifying strain” as used herein preferably means a strain that has the following properties: a speed of acidification of less than  $-0.0100$  upH/min and a time to reach pH 4.6 of less than 540 minutes at 43° C. when the inoculation rate is between  $1E6$  cfu/ml and  $1E7$  cfu/ml of milk (following the fermented milk process described in the section entitled “Fermented Milk Process” below).

#### FIGURES

[0054] FIG. 1

[0055] Comparison of the results obtained using EPSAD PCR-RFLP for *S. thermophilus* CNCMI-2423, *S. thermophilus* CNCM I-2425 and *S. thermophilus* DSMZ-18344.

[0056] FIG. 2

[0057] Organisation of *S. thermophilus* eps gene clusters. All known eps operons consist of a common proximal part (epsA-B-C-D genes) which is followed by a highly variable part.

[0058] FIG. 3

[0059] Schematic representation of the sequence of the spacers of the CRISPR 1 locus of *S. thermophilus* DSMZ-18344, *S. thermophilus* CNCM I-2425, *S. thermophilus* CNRZ385 and *S. thermophilus* CNCM I-2423. Each square represents one spacer sequence.

#### DETAILED DESCRIPTION OF THE INVENTION

##### Lactic Acid Bacteria

[0060] As used herein the term “lactic acid bacteria” refers to Gram positive, microaerophilic or anaerobic bacteria which ferment sugar with the production of acids including lactic acid as the predominantly produced acid, acetic acid, formic acid and propionic acid. They belong to the taxonomic group of the Firmicutes. Devoid of catalase, the lactic bacteria constitute a heterogeneous group of bacteria in the form of cocci for the genera *Aerococcus*, *Enterococcus*, *Lactococcus*, *Leuconostoc*, *Oenococcus*, *Pediococcus*, *Streptococcus*, *Tetragenococcus*, *Vagococcus* and *Weissella*, or in the form of rods for the genera *Lactobacillus* and *Carnobacterium*.

[0061] The industrially most useful lactic acid bacteria are found among the genera *Lactococcus*, *Lactobacillus*, *Bifidobacterium*, *Streptococcus*, *Leuconostoc*, *Pediococcus* and *Propionibacterium*. In one embodiment, it is therefore preferred that the lactic acid bacterium is selected from this group of genera.

[0062] In a particularly preferred embodiment, the lactic acid bacterium belongs to the genus *Streptococcus*.

[0063] A preferred species of lactic bacterium is *Streptococcus thermophilus*. Preferably, the *Streptococcus thermophilus* belongs to the genetic cluster CL0189. *Streptococcus thermophilus* is a species naturally present in milk and widely used in the food, and in particular dairy industry because it can be used to acidify and texturise products—such as milk. It is a homofermentative thermophilic bacterium.

[0064] As described in further detail herein, lactic acid bacteria starter cultures are commonly used in the food industry as mixed strain cultures comprising one or more species. Mixtures of preferred strains include mixtures of the lactic acid bacterium described herein with one or more *Streptococcus* strains—such as different *Streptococcus thermophilus* strains—or with one or more strains belonging to the genera *Lactococcus*, *Lactobacillus*, *Bifidobacterium*, *Streptococcus*, *Leuconostoc*, *Pediococcus* and/or *Propionibacterium*.

[0065] Mixtures of the lactic acid bacterium described herein with *Lactobacillus delbrueckii* subsp. *Bulgaricus*, *Lactobacillus acidophilus*, *Lactobacillus casei*, *Lactococcus lactis* and/or *Bifidobacterium* are preferred.

[0066] Mixtures of the lactic acid bacterium described herein with *Lactobacillus delbrueckii* subsp. *bulgaricus* are particularly preferred. Such mixed strain cultures are typically used as yoghurt starter cultures where a symbiotic relationship exists between the species (Rajagopal et al. *J. Dairy Sci.*, 73, p. 894-899, 1990).

[0067] The lactic acid bacteria and mixtures thereof may be used in the cultures described herein.

[0068] In one aspect, there is provided a fast acidifying lactic acid bacterium that generates a viscosity in fermented milk greater than about 62 Pa·s.

[0069] In addition an increase in the rate of acidification also reduces the risk of fermentation failure due to phage infection.

[0070] Preferably, said bacterium comprises the sequence set forth in SEQ ID No. 19 or a homologue thereof with at least 75% identity thereto.

[0071] Preferably, said bacterium comprises the sequence set forth in SEQ ID No. 20 or a variant, fragment, homologue or derivative thereof.

[0072] In a further aspect, there is provided a lactic acid bacterium comprising the sequence set forth in SEQ ID No. 19 or a homologue thereof with at least 75% identity thereto.

[0073] In a further aspect, there is provided a lactic acid bacterium comprising the sequence set forth in SEQ ID No. 20 or a variant, fragment, homologue or derivative thereof.

[0074] In a particularly preferred aspect, the present invention relates to a strain of *Streptococcus thermophilus* deposited at DSMZ (Deutsche Sammlung von Mikroorganismen und Zellkulturen GmbH, Mascheroder Weg 1 b, D-38124 Braunschweig) under deposit number 18344 on 14 Jun. 2006.

[0075] The lactic acid bacterium may be a mutant and/or a variant of the lactic acid bacterium described herein. Preferably, this mutant and/or variant lactic acid bacterium has one or more (preferably, all) of the characteristics of the *S. thermophilus* strain of the present invention e.g. the mutant and/or variant lactic acid bacterium is a fast acidifying lactic acid bacterium; and/or the mutant and/or variant lactic acid bacterium generates a viscosity in fermented milk greater than about 62 Pa·s, preferably about 68 Pa·s; and/or the mutant and/or variant lactic acid bacterium is phage resistant; and/or the mutant and/or variant lactic acid bacterium belongs to the genetic cluster CL0189; and/or the mutant and/or variant lactic acid bacterium comprises the sequence set forth in SEQ



ID No. 20; and/or the mutant and/or variant lactic acid bacterium comprises the sequence set forth in SEQ ID No. 19 or a variant, fragment, homologue or derivative thereof.

#### Acidifying Activity

**[0076]** Acidifying activity is typically characterised by three parameters: the kinetics of acidification, the titratable acidity and the final fermentation pH which determines the organoleptic characteristics of the product and its preservation quality, and the post-acidification which develops during preservation of the product.

**[0077]** Advantageously, a high rate of acidification makes it possible to reduce the period during which a product is sensitive to contaminants (pH>4.7) and thereby to reduce the risk of bacterial contamination. An increase in the rate of acidification also enhances the economics of the process by increasing the productivity and the flexibility of the industrial material.

**[0078]** The acidifying activity of lactic acid bacteria may be determined using various methods that are known in the art. By way of example, the lactic acid bacteria may be initially grown in broth and then in sterile reconstituted skimmed milk supplemented with yeast extract and glucose for two successive subcultures. Sterile reconstituted skimmed milk is then inoculated with a 24-h activated culture and pH changes determined using pH meters during incubation.

**[0079]** Advantageously, the lactic acid bacterium according to the present invention is fast acidifying since it can be characterised by a fast acidification of milk during the fermentation process.

**[0080]** Preferably, the speed of acidification is from about  $-0.013$  upH/min to about  $-0.019$  upH/min. More preferably, the speed of acidification is from about  $-0.0135$  upH/min to about  $-0.018$  upH/min. More preferably, the speed of acidification is from about  $-0.014$  upH/min to about  $-0.017$  upH/min. More preferably, the speed of acidification is from about  $-0.0145$  upH/min to about  $-0.017$  upH/min. More preferably, the speed of acidification is from about  $-0.015$  upH/min to about  $-0.017$  upH/min. More preferably, the speed of acidification is from about  $-0.015$  upH/min to about  $-0.017$  upH/min. Most preferably the speed of acidification is about  $-0.0169$  upH/min.

**[0081]** This rate of acidification compares favourably to other fast acidifying strains of bacteria—such as  $0.0129$  upH/min,  $0.0167$  upH/min and  $0.0209$  upH/min for *S. thermophilus* CNCM 1-2423, *S. thermophilus* CNCM I-2980 and *S. thermophilus* CNCM I-2425, respectively.

**[0082]** *S. thermophilus* CNCM I-2423 has been previously deposited at the CNCM as deposit number I-2423 and is described in WO2004/085607.

**[0083]** *S. thermophilus* CNCM I-2425 has been previously deposited at the CNCM as deposit number I-2425

**[0084]** *S. thermophilus* CNCM I-2980 has been previously deposited at the CNCM as deposit number I-2980 and is described in WO2004/085607.

**[0085]** Fast acidifying *S. thermophilus* is a bacterium that is typically able to coagulate milk in less than 540 min at  $43^{\circ}\text{C.} \pm 1^{\circ}\text{C.}$  when the inoculation rate is between  $1\text{E}6$  cfu/ml and  $1\text{E}7$  cfu/ml of milk. The maximum speed of acidification is the maximum value of the derived curve pH versus time. This final measurement may be obtained using on line pH measurement in milk using a CINAC device (Ysebaert Ltd).

**[0086]** In one embodiment, the rate of acidification is measured using methods that are commonly known in the art.

Typically, the rate of acidification will be measured by monitoring the change in pH over time.

**[0087]** In another embodiment, the rate of acidification is measured using a CINAC device which is an extensively used apparatus in the dairy industry to analyse acidification properties of lactic acid bacteria.

**[0088]** An automated system for measuring the rate of acidification is well known to the person of ordinary skill in the art. Reference can be found in (for example) FR 2 629 612 for example. The CINAC automated system is taught in the article Corrieu, G. et al Process (ISSN 0998-6650); 1992, No. 1068, pp 24-27 (10 ref.).

#### Texturizing/Viscosity

**[0089]** As described herein, a lactic acid bacterium with improved texturizing properties or activities is provided. In particular, the lactic acid bacterium exhibits the property of conferring viscosity to a fermentation medium.

**[0090]** The lactic acid bacterium generates fermented milk having a viscosity greater than about 62 Pa·s, more preferably greater than about 65 Pa·s, more preferably greater than about 68 Pa·s.

**[0091]** Preferably, the lactic acid bacterium generates fermented milk having a viscosity in the range of about 62 Pa·s to about 75 Pa·s, preferably from about 65 Pa·s to about 75 Pa·s, more preferably from about 62 Pa·s to about 68 Pa·s, most preferably from about 65 to about 68 Pa·s, more preferably about 68 Pa·s.

**[0092]** Preferably, the viscosity is measured after 14 days of storage at about  $6^{\circ}\text{C.}$

**[0093]** The lactic acid bacteria described herein are strongly texturizing.

**[0094]** In one embodiment, the lactic acid bacterium generates fermented milk having the viscosity described herein as measured using the one or more of the methods described below.

**[0095]** Various rheological measurements are known in the art—such as flow and viscosity.

#### Fermented Milk Process

**[0096]** In one embodiment, fresh fermented milks are produced at lab scale. The milk base is composed of commercial UHT milk supplemented with 3% (w/w) semi-skimmed milk powder. After mixing, the milk base is heated during 10 min  $\pm 1$  min at  $90^{\circ}\text{C.} \pm 0.2^{\circ}\text{C.}$  The base is then cooled down at  $43^{\circ}\text{C.} \pm 1^{\circ}\text{C.}$  in a water bath regulated at  $43^{\circ}\text{C.} \pm 1^{\circ}\text{C.}$  and the milk is dispatched into 125 ml glass beakers. The milk is inoculated with the bacterium at a ratio of  $1\text{E}6$ - $1\text{E}7$  cfu/ml. The fermentation is carried out at  $43^{\circ}\text{C.} \pm 1^{\circ}\text{C.}$  without stirring and it is stopped when the pH reaches  $4.6 \pm 0.05$ . At this moment, the fresh fermented milk is quickly cooled down at  $6^{\circ}\text{C.} \pm 1^{\circ}\text{C.}$  in less than 1 hour. Finally, the products are stored at this temperature during 28 days.

#### Method to Measure Viscosity:

**[0097]** In one embodiment, the viscosity measurements are carried out at  $6^{\circ}\text{C.}$  on fermented milks, after storage for 1, 7, 14 and 28 days at  $6^{\circ}\text{C.}$  The apparatus used is an RVFtype Brookfield® viscometer (Brookfield Engineering Laboratories, Inc.) mounted on a Helipath stand (Brookfield Engineering Laboratories, Inc.) The viscometer is equipped with a type C needle and the oscillation speed applied to the needle is 10



rpm. In accordance with the present invention this method is a preferred method for measuring viscosity.

#### Method to Measure Flow:

**[0098]** In another embodiment, the flow measurements are carried out at 6° C. on fermented milks, after storage for 14 days at 6° C. and which have been previously stirred. The apparatus used is an ARI000-N rheometer (TA Instruments) equipped with co-axial cylinders (Radius 1=15 mm, Radius 2=13.83 mm, Height 32 mm, Air gap=2 mm). For the ascending segment shear stress [Pa] is applied in a continuous sweep from 0 to 60 Pa for a duration of 1 minute according to a linear mode. For the descending segment, the shear stress [Pa] applied in a continuous sweep varies from 60 to 0 Pa for a duration of 1 minute according to a linear mode. The values taken into account are the thixotropic area (Pa/s) and the yield stress (Pa); the latter is calculated according to the Casson model.

**[0099]** In accordance with the present invention, the viscosity of a food, food additive, feed, nutritional supplement, or probiotic supplement may be modified or modulated using the lactic acid bacterium described herein. Preferably, the viscosity is increased.

#### Bacteriophage

**[0100]** As used herein, the term “bacteriophage” has its conventional meaning as understood in the art ie. a virus that selectively infects one or more bacteria. Many bacteriophages are specific to a particular genus or species or strain of bacteria.

**[0101]** The term “bacteriophage” is synonymous with the term “phage”.

**[0102]** The bacteriophage may be a lytic bacteriophage or a lysogenic bacteriophage.

**[0103]** A lytic bacteriophage is one that follows the lytic pathway through completion of the lytic cycle, rather than entering the lysogenic pathway. A lytic bacteriophage undergoes viral replication leading to lysis of the cell membrane, destruction of the cell, and release of progeny bacteriophage particles capable of infecting other cells.

**[0104]** A lysogenic bacteriophage is one capable of entering the lysogenic pathway, in which the bacteriophage becomes a dormant, passive part of the cell’s genome through prior to completion of its lytic cycle.

**[0105]** Bacteriophages may include, but are not limited to, bacteriophages that belong to any of the following virus families: Corticoviridae, Cystoviridae, Inoviridae, Leviviridae, Microviridae, Myoviridae, Podoviridae, Siphoviridae, or Tectiviridae.

**[0106]** Advantageously, the lactic acid bacterium according to the present invention is phage resistant.

**[0107]** Over the last 2 decades a library of more than one thousand phages virulent for industrial *S. thermophilus* strains have been collated. This collection of phages was intensively studied and their host spectrum was established. This allowed the identification of a set of 60 phages representative of all the host spectrums identified within the collection of phages. Each of these representative phages was tested on strains DSMZ18344, CNCM I-2423 and CNCM I-2425, as described herein. CNCM I-2423 was found to be sensitive to phage D4126 and D3215. Strain CNCMI-2425 was found to

be sensitive to phage D4369. On the contrary strain DSMZ-18344 of the present invention was resistant to all the representative phages tested.

**[0108]** In one embodiment, the lactic acid bacterium of the present invention is resistant to phage D4126 and/or D3215 and/or phage D4369.

**[0109]** In one embodiment, the lactic acid bacterium according to the present invention is resistant to one or more bacteriophage or one or more sets of bacteriophage. In another embodiment, the lactic acid bacterium according to the present invention is resistant to the same bacteriophage that strain CNCM I-2423 and/or CNCM I-2425 are resistant to.

#### CRISPR Locus

**[0110]** As used herein, the term “CRISPR locus” is defined as the DNA segment which includes all of the CRISPR repeats, starting with the first nucleotide of the first CRISPR repeat and ending with the last nucleotide of the last (terminal) CRISPR repeat.

**[0111]** The CRISPR locus is a distinct class of interspersed short sequence repeats (SSRs) that were first recognized in *E. coli* (Ishino et al. (1987) *J. Bacteriol.* 169:5429-5433; Nakata et al. (1989) *J. Bacteriol.* 171:3553-3556). Similar interspersed SSRs have been identified in *Haloferax mediterranei*, *Streptococcus pyogenes*, *Anabaena*, and *Mycobacterium tuberculosis* (Groenen et al. (1993) *Mol. Microbiol.* 10:1057-1065; Hoe et al. (1999) *Emerg Infect. Dis.* 5:254-263; Masepohl et al. (1996) *Biochim. Biophys. Acta* 1307:26-30; Mojica et al. (1995) *Mol. Microbiol.* 17:85-93). The CRISPR loci differ from other SSRs by the structure of the repeats, which have been termed short regularly spaced repeats (SRSRs) (Janssen et al. (2002) *OMICS J. Integ. Biol.* 6:23-33; Mojica et al. (2000) *Mol. Microbiol.* 36:244-246). The repeats are short elements that occur in clusters, that are always regularly spaced by unique intervening sequences with a constant length (Mojica et al. (2000) *Mol. Microbiol.* 36:244-246). Although the repeat sequences are highly conserved between strains, the number of interspersed repeats and the sequences of the spacer regions differ from strain to strain (van Embden et al. (2000) *J. Bacteriol.* 182:2393-2401).

**[0112]** The common structural characteristics of the CRISPR locus are described in Jansen et al. (2002) as (i) the presence of multiple short direct repeats, which show no or very little sequence variation within a given locus; (ii) the presence of non-repetitive spacer sequences between the repeats of similar size; (iii) the presence of a common leader sequence of a few hundred basepairs in most species harbouring multiple CRISPR loci; (iv) the absence of long open reading frames within the locus; and (v) the presence of one or more cas genes.

**[0113]** CRISPR repeats are typically short partially palindromic sequences of 24-40 bp containing inner and terminal inverted repeats of up to 11 bp. Although isolated elements have been detected, they are generally arranged in clusters (up to about 20 or more per genome) of repeated units spaced by unique intervening 20-58 bp sequences. CRISPR repeats are generally homogenous within a given genome with most of them being identical. However, there are examples of heterogeneity in, for example, the Archaea (Mojica et al. 2000).

**[0114]** Advantageously, the CRISPR locus can be used to type and/or screen bacteria.

**[0115]** As will be appreciated by a person skilled in the art, there are numerous different methods for screening/typing a



bacterium. In this regard, numerous methods are set forth in, for example, J. Sambrook, E. F. Fritsch, and T. Maniatis, 1989, *Molecular Cloning: A Laboratory Manual*, Second Edition, Books 1-3, Cold Spring Harbor Laboratory Press; Ausubel, F. M. et al. (1995 and periodic supplements; *Current Protocols in Molecular Biology*, ch. 9, 13, and 16, John Wiley & Sons, New York, N.Y.); B. Roe, J. Crabtree, and A. Kahn, 1996, *DNA Isolation and Sequencing: Essential Techniques*, John Wiley & Sons; M. J. Gait (Editor), 1984, *Oligonucleotide Synthesis: A Practical Approach*, Irl Press; and, D. M. J. Lilley and J. E. Dahlberg, 1992, *Methods of Enzymology: DNA Structure Part A: Synthesis and Physical Analysis of DNA Methods in Enzymology*, Academic Press.

[0116] In one embodiment, amplification is used.

[0117] By “amplification” we mean the production of additional copies of a nucleic acid sequence.

[0118] Amplification techniques include, but are not limited to, methods broadly classified as thermal cycling amplification methods and isothermal amplification methods.

[0119] Suitable thermal cycling methods include, for example, ligase chain reaction (*Genomics* 4:560, (1989); and *Science* 241: 1077 (1988)), the polymerase chain reaction (PCR) (as described in U.S. Pat. No. 4,683,195; U.S. Pat. No. 4,683,202; and U.S. Pat. No. 4,965,188) and Real time PCR; the Polymerase Ligase Chain Reaction (PCR Methods and Applic. (1991) 1:5-16); Gap-LCR (WO 90/01069); the Repair Chain Reaction (EP 439,182); and 3SR (Proc. Natl. Acad. Sci. U.S.A. (1989) 86:1173-1177; Proc. Natl. Acad. Sci. U.S.A. (1990) 87:1874-1878; and WO 92/0880). Isothermal amplification methods include, for example, Strand Displacement Amplification (SDA) (*Proc. Nat. Acad. Sci. USA* 89:392-396 (1992)), Q-beta-replicase (*Bio/Technology* 6:1197-1202 (1988)); nucleic acid-based Sequence Amplification (NASBA) (*Bio/Technology* 13:563-565 (1995)); and Self-Sustained Sequence Replication (*Proc. Nat. Acad. Sci. USA* 87:1874-1878 (1990)).

[0120] In a preferred embodiment of the present invention, the amplification method is PCR. This is generally carried out using PCR technologies well known in the art (Dieffenbach and Dveksler (1995) *PCR Primer, a Laboratory Manual* (Cold Spring Harbor Press, Plainview, N.Y.)).

[0121] As is well known in the art, oligonucleotide primers can be designed for use in amplification reactions to amplify a desired sequence.

[0122] By “primer” we mean an oligonucleotide, whether occurring naturally as in a purified restriction digest or produced synthetically, which is capable of acting as a point of initiation of synthesis when placed under conditions in which synthesis of a primer extension product which is complementary to a nucleic acid strand is induced (i.e., in the presence of nucleotides and an inducing agent—such as DNA polymerase and at a suitable temperature and pH). The primer is preferably single stranded for maximum efficiency in amplification, but may alternatively be double stranded. If double stranded, the primer is first treated to separate its strands before being used to prepare extension products. Preferably, the primer is an oligodeoxyribonucleotide. The primer must be sufficiently long to prime the synthesis of extension products in the presence of the inducing agent. The exact lengths of the primers will depend on many factors, including temperature, source of primer, and the use of the method. PCR primers are preferably at least about 10 nucleotides in length (e.g. 11, 12, 13, 14, 15, 16, 17, 18 or 19 nucleotides in length), and most preferably at least about 20 nucleotides in length.

[0123] Methods for designing PCR primers and PCR cloning are generally known in the art and are disclosed in Sambrook et al. (1989) *Molecular Cloning: A Laboratory Manual* (2d ed., Cold Spring Harbor Laboratory Press, Plainview, N.Y.). See also Innis et al., eds. (1990) *PCR Protocols: A Guide to Methods and Applications* (Academic Press, New York); Innis and Gelfand, eds. (1995) *PCR Strategies* (Academic Press, New York); and Innis and Gelfand, eds. (1999) *PCR Methods Manual* (Academic Press, New York). Known methods of PCR include, but are not limited to, methods using paired primers, nested primers, single specific primers, degenerate primers, gene-specific primers, vector-specific primers, partially mismatched primers, and the like.

[0124] Suitably, a bacterium may be screened by amplifying (e.g. PCR amplifying) the CRISPR (e.g. CRISPR1) locus using primers targeting conserved stretches within the leader and trailer (as described in Bolotin et al., (2005) *Microbiology* 151(8):2551-61).

[0125] Suitably, a bacterium may be screened by amplifying (e.g. PCR amplifying) selected portions of the CRISPR (e.g. CRISPR1) locus. In this regard, it has been surprisingly found that the *Streptococcus thermophilus* strain described herein lacks 5 CRISPR spacers as compared to, for example, *S. thermophilus* CNCM I-2425 and *S. thermophilus* CNRZ385. In particular, it has been found that the *Streptococcus thermophilus* strain of the present invention lacks the first, second, tenth, eleventh and twelfth CRISPR1 spacers from the 5' end of the CRISPR spacer as compared to, for example, *S. thermophilus* CNCM I-2425 and *S. thermophilus* CNRZ385. As the skilled person will appreciate, this property of the *Streptococcus thermophilus* strain of the present invention can advantageously be used to detect this strain since amplicons of different lengths will be obtained when compared to at least *S. thermophilus* CNCM I-2425 and *S. thermophilus* CNRZ385. So for example, a first primer could be designed to hybridise to the leader sequence at the 5' end of the CRISPR locus and a second primer could be designed to hybridise downstream of the second missing CRISPR spacer sequence and/or downstream of the twelfth missing CRISPR spacer in the *Streptococcus thermophilus* strain of the present invention. By way of further example, a first primer could be designed to hybridise downstream of the second missing CRISPR spacer sequence and a second primer could be designed to hybridise downstream of the twelfth missing spacer.

[0126] Preferably, said bacterium is screened using oligonucleotide primers, which specifically or substantially hybridise to said nucleotide sequence(s) as described herein.

[0127] In one aspect, there is provided a method for identifying a *Streptococcus thermophilus* strain comprising the use of an oligonucleotide primer which specifically hybridises to the sequence set forth in SEQ ID No. 19 or a homologue thereof with at least 75% identity thereto.

[0128] In a further aspect, there is provided a method for identifying a *Streptococcus thermophilus* strain comprising the use of oligonucleotide primers which flank CRISPR spacers that are absent in *Streptococcus thermophilus* DSMZ-18344.

[0129] In one embodiment, the forward primer hybridises to one or more of the CRISPR1 spacers labelled C, D, E, F, G, H, or I (see FIG. 3). The reverse primer hybridises to one or more of the CRISPR1 spacers labelled M, N, O, P, Q, or R (see FIG. 3). Suitably, primers do not hybridise to the spacer labelled as S. Typically, the amplified fragment will be about



200 bp shorter with DSMZ18344 as compared to other strains described herein—such as CNCM I-2425.

**[0130]** In a further aspect, there is provided a method for identifying a *Streptococcus thermophilus* strain comprising the use of a forward oligonucleotide primer which hybridises to SEQ ID No. 1 and a reverse oligonucleotide primer which hybridises to the SEQ ID No. 18.

**[0131]** In another aspect, there is provided a method for identifying a *Streptococcus thermophilus* strain comprising the use of a forward oligonucleotide primer which hybridises to SEQ ID No. 1 and a reverse oligonucleotide primer which hybridises to any of SEQ ID No. 2, SEQ ID No. 3, SEQ ID No. 4, SEQ ID No. 5, SEQ ID No. 6, SEQ ID No. 7, SEQ ID No. 8, SEQ ID No. 9, SEQ ID No. 10, SEQ ID No. 11, SEQ ID No. 12, SEQ ID No. 13, SEQ ID No. 14, SEQ ID No. 15, SEQ ID No. 16 and/or SEQ ID No. 17.

**[0132]** In another aspect, there is provided a method for identifying a *Streptococcus thermophilus* strain comprising the use of a forward oligonucleotide primer which hybridises to any of SEQ ID No. 2, SEQ ID No. 3, SEQ ID No. 4, SEQ ID No. 5, SEQ ID No. 6, SEQ ID No. 7, SEQ ID No. 8 and a reverse oligonucleotide primer which hybridises to any of SEQ ID No. 9, SEQ ID No. 10, SEQ ID No. 11, SEQ ID No. 12, SEQ ID No. 13, SEQ ID No. 14, SEQ ID No. 15, SEQ ID No. 16 and/or SEQ ID No. 17.

**[0133]** In another aspect, there is provided a method for identifying a *Streptococcus thermophilus* strain comprising the use of a forward oligonucleotide primer which hybridises to any of SEQ ID No. 2, SEQ ID No. 3, SEQ ID No. 4, SEQ ID No. 5, SEQ ID No. 6, SEQ ID No. 7 and/or SEQ ID No. 8 and reverse oligonucleotide primer which hybridises to SEQ ID No. 18.

**[0134]** In another aspect, there is provided a method for identifying a *Streptococcus thermophilus* strain comprising the use of a forward oligonucleotide primer which hybridises to any of SEQ ID No. 9, SEQ ID No. 10, SEQ ID No. 11, SEQ ID No. 12, SEQ ID No. 13, SEQ ID No. 14, SEQ ID No. 15, SEQ ID No. 16 and/or SEQ ID No. 17 and a reverse oligonucleotide primer which hybridises to any SEQ ID No. 18. Preferably, forward and/or reverse oligonucleotide primers that hybridise to SEQ ID No. 15 and SEQ ID No. 16 are not used.

**[0135]** The forward oligonucleotide primer may even hybridise to a sequence that is upstream of SEQ ID No. 2.

**[0136]** The reverse primer may even hybridise to a sequence that is downstream of SEQ ID No. 18.

**[0137]** Following amplification/detection, the amplified sequence may be identified using various methods that are known in the art.

**[0138]** By way of example, the amplified sequence may be identified by determining the amplification product restriction pattern. Accordingly, once the DNA has been amplified, it may be digested (e.g. cut) with one or more restriction enzymes.

**[0139]** As used herein, the term “restriction enzymes” refers to enzymes (e.g. bacterial enzymes), each of which cut double-stranded DNA at or near a specific nucleotide sequence. Restriction enzymes are well known in the art and may be readily obtained, for example, from variety of commercial sources (for example, New England Biolabs, Inc., Beverly, Mass.). Similarly, methods for using restriction enzymes are also generally well known and routine in the art. Restriction enzymes that produce between 10 and 24 fragments of DNA when cutting the CRISPR locus or a portion

thereof may be used. Fragments of DNA obtained using restriction enzymes may be detected, for example, as bands by gel electrophoresis. Restriction enzymes may be used to create Restriction Fragment Length Polymorphisms (RFLPs).

**[0140]** RFLPs are generated by cutting (“restricting”) a DNA molecule with a restriction endonuclease. Many hundreds of such enzymes have been isolated, as naturally made by bacteria. In essence, bacteria use such enzymes as a defensive system, to recognise and then cleave (restrict) any foreign DNA molecules that might enter the bacterial cell (e.g., a viral infection). Each of the many hundreds of different restriction enzymes has been found to cut (i.e., “cleave” or “restrict”) DNA at a different sequence of the 4 basic nucleotides (A, T, G, C) that make up all DNA molecules, e.g., one enzyme might specifically and only recognise the sequence A-A-T-G-A-C, while another might specifically and only recognise the sequence G-T-A-C-T-A, etc. Depending on the unique enzyme involved, such recognition sequences may vary in length, from as few as 4 nucleotides to as many as 21 nucleotides. The larger the recognition sequence, the fewer restriction fragments will result, as the larger the recognition site, the lower the probability that it will repeatedly be found throughout the DNA.

**[0141]** By way of further example, the amplified sequence may be identified by determining or also determining the difference in size of the amplification product, as described above.

**[0142]** Separation may be achieved by any method suitable for separating DNA, including, but not limited to, gel electrophoresis, high performance liquid chromatography (HPLC), mass spectroscopy, and use of a microfluidic device. In one embodiment, the amplification products or DNA fragments are separated by agarose gel electrophoresis. Gel electrophoresis separates different sized charged molecules by their rate of movement through a stationary gel under the influence of an electric current. These separated amplification products or DNA fragments can easily be visualised, for example, by staining with ethidium bromide and by viewing the gel under UV illumination. The banding pattern reflects the sizes of the restriction digested DNA or the amplification products.

**[0143]** By way of further example, the amplified sequence may be identified by sequencing the amplification products.

**[0144]** The sequence of the amplified products may be obtained by any method known in the art, including automatic and manual sequencing methods. See, for example, Sambrook et al. (1989) *Molecular Cloning: A Laboratory Manual* (2d ed., Cold Spring Harbor Laboratory Press, Plainview, N.Y.; Roe et al. (1996) *DNA Isolation and Sequencing* (Essential Techniques Series, John Wiley & Sons).

**[0145]** Preferably, the *Streptococcus thermophilus* that is identified in accordance with the methods of the present invention has substantially the same characteristics as the *Streptococcus thermophilus* strain deposited at DSMZ (Deutsche Sammlung von Mikroorganismen und Zellkulturen GmbH, Mascheroder Weg 1 b, D-38124 Braunschweig) under deposit number 18344 on 14 Jun. 2006. In the context of the present invention, the phrase “substantially the same characteristics” means that the *Streptococcus thermophilus* strain has one or more (preferably all) of the characteristics of the *Streptococcus thermophilus* strain deposited at DSMZ (Deutsche Sammlung von Mikroorganismen und Zellkul-



turen GmbH, Mascheroder Weg 1 b, D-38124 Braunschweig) under deposit number 18344 on 14 Jun. 2006.

[0146] Suitably, the *Streptococcus thermophilus* that is identified is a fast acidifying lactic acid bacterium; and/or the *Streptococcus thermophilus* that is identified generates a viscosity in fermented milk greater than about 62 Pa·s, preferably about 68 Pa·s; and/or the *Streptococcus thermophilus* that is identified is phage resistant; and/or the *Streptococcus thermophilus* that is identified belongs to the genetic cluster CL0189; and/or the *Streptococcus thermophilus* that is identified comprises the sequence set forth in SEQ ID No. 20; and/or the *Streptococcus thermophilus* that is identified comprises the sequence set forth in SEQ ID No. 19 or a variant, fragment, homologue or derivative thereof.

#### CRISPR Orientation

[0147] For the avoidance of doubt, in the context of the present invention the CRISPR locus is orientated as follows.

[0148] The CRISPR leader is a conserved DNA segment of defined size. For example, the leader sequence of *S. thermophilus* LMG18311 (Accession CP000024) CRISPR1 is the DNA segment starting immediately after the stop codon of gene stu0660, and ending just before the first repeat. The CRISPR leader is located at the 5' end of the CRISPR locus. The CRISPR leader is located immediately upstream of the first CRISPR repeat of the CRISPR locus.

[0149] The CRISPR trailer is a conserved DNA segment of defined size. For example, the trailer sequence of *S. thermophilus* LMG18311 (Accession CP000024) CRISPR1 is the DNA segment starting immediately after the terminal repeat, and ending just before the stop codon of gene stu0661 (located on the opposite DNA strand). The CRISPR trailer is located at the 3' end of the CRISPR locus. The CRISPR trailer is located immediately downstream of the terminal repeat.

[0150] By way of example, the CRISPR leader and CRISPR trailer sequences in the CRISPR1 locus of *Streptococcus thermophilus* strain CNRZ 1066 are:

#### CRISPR leader

5' -CAAGGACAGTTATTGATTTTATAATCACTATGTGGGTATAAAAACGTCAAATTTTCATTTGAG-3'

#### CRISPR trailer

5' -TTGATTCAACATAAAAAGCCAGTTCAATTGAACTTGGCTTT-3'

[0151] The CRISPR leader corresponds to positions 625038 to 625100, and the CRISPR trailer corresponds to positions 627845 to 627885 in the full genome (CP000024) of *Streptococcus thermophilus*.

[0152] For the avoidance of doubt “upstream” means in the 5' direction and “downstream” means in the 3' direction.

#### EPS

[0153] Lactic bacteria are known to be capable of producing two classes of polysaccharides in their culture medium, namely homopolysaccharides such as dextrans or levans which consist of the repeated assembly of a single sugar, and heteropolysaccharides commonly called exopolysaccharides or EPSs (EPS is short for the term “exopolysaccharide”) consisting of the assembly of several different sugars forming a repeating unit (Cerning J., *Bacteries lactiques*, [Lactic bacteria], Vol I, by de Roissart H and Luquet F. M., Loriga, 309-329, 1994).

[0154] A lactic bacterium producing an EPS can impart aropy character and/or a smooth and creamy texture to an acidified milk (Cerning et al., *FEMS Microbiol.*, 87, 113-130, 1990). EPSs can also display biological activities which are especially advantageous for human or animal health, such as antitumour or probiotic activities, for example (Oda M. et al., *Agric. Biol. Chem.*, 47, 1623-1625, 1983; EP94870139.6).

[0155] Distinct EPS gene clusters have been characterised in *S. thermophilus*. The distribution of regulatory and structural genes within each of these clusters shows a modular organisation that is conserved in other *Streptococcus* spp. Although the function of most EPS-related genes (currently designated eps or cps) and gene products are only inferred from sequence or structural homologies, the 5' region of each cluster appears to encode proteins involved in regulation of EPS synthesis, chain length determination, and membrane translocation. These open reading frames are followed by genes encoding the glycosyl-1-phosphate transferase and glycosyltransferases required for assembly of the basic repeating unit, and enzymes involved in repeat unit polymerization. Finally, the 3' end of these clusters typically contain genes for additional proteins involved in membrane translocation of the polymer subunits, and enzymes needed for the production of sugar nucleotide precursors (e.g., N-acetyl-D-galactosamine; that are unique to the EPS (i.e., not found in other cell polymers).

[0156] The first four genes in the 5' region of *S. thermophilus* eps clusters, epsA-D, are highly conserved among this and other EPS<sup>+</sup> *Streptococcus* spp appear to contribute regulation (epsA and epsB), polymerization (epsC), and membrane translocation (epsD) functions to EPS synthesis. epsE encodes a glycosyl-1-phosphate transferase that catalyzes the first step in assembly of the EPS basic repeating unit: addition of hexose-1-phosphate to the lipid-phosphate carrier. Genes downstream of epsE appear to encode glycosyltransferases, export/polymerization functions, sugar biosynthesis, and a few enzymes whose function is unknown. Genes encoding a

variety of glycosyltransferases have been identified in *S. thermophilus* and other lactic acid bacteria.

[0157] The lactic acid bacterium according to the present invention comprises an EPS gene cluster comprising the sequence set forth in SEQ ID No. 20 or a variant, fragment, homologue or derivative thereof.

[0158] Surprisingly, the lactic acid bacterium described herein has high eps sequence similarity with *S. thermophilus* CNCM I-2425 from the start of the eps gene cluster sequence up to about position 3900 (ie. in epsE gene) and high eps sequence similarity with *S. thermophilus* CNCM I-2423 from about position 3900 to the end of the sequence.

#### Hybridisation

[0159] The present invention also encompasses sequences that are complementary to the sequences of the present invention or sequences that are capable of hybridising either to the sequences of the present invention or to sequences that are complementary thereto.



**[0160]** The term “hybridisation” as used herein shall include “the process by which a strand of nucleic acid joins with a complementary strand through base pairing” as well as the process of amplification as carried out in polymerase chain reaction (PCR) technologies.

**[0161]** The present invention also encompasses the use of nucleotide sequences that are capable of hybridising to the sequences that are complementary to the subject sequences discussed herein, or any derivative, fragment or derivative thereof.

**[0162]** The present invention also encompasses sequences that are complementary to sequences that are capable of hybridising to the nucleotide sequences discussed herein.

**[0163]** Hybridisation conditions are based on the melting temperature ( $T_m$ ) of the nucleotide binding complex, as taught in Berger and Kimmel (1987, Guide to Molecular Cloning Techniques, Methods in Enzymology, Vol. 152, Academic Press, San Diego Calif.), and confer a defined “stringency” as explained below.

**[0164]** Maximum stringency typically occurs at about  $T_m - 5^\circ\text{C}$ . ( $5^\circ\text{C}$ . below the  $T_m$  of the probe); high stringency at about  $5^\circ\text{C}$ . to  $10^\circ\text{C}$ . below  $T_m$ ; intermediate stringency at about  $10^\circ\text{C}$ . to  $20^\circ\text{C}$ . below  $T_m$ ; and low stringency at about  $20^\circ\text{C}$ . to  $25^\circ\text{C}$ . below  $T_m$ . As will be understood by those of skill in the art, a maximum stringency hybridisation can be used to identify or detect identical nucleotide sequences while an intermediate (or low) stringency hybridisation can be used to identify or detect similar or related polynucleotide sequences.

**[0165]** Preferably, the present invention encompasses sequences that are complementary to sequences that are capable of hybridising under high stringency conditions or intermediate stringency conditions to nucleotide sequences encoding polypeptides having the specific properties as defined herein.

**[0166]** More preferably, the present invention encompasses sequences that are complementary to sequences that are capable of hybridising under high stringent conditions (e.g.  $65^\circ\text{C}$ . and  $0.1\times\text{SSC}$  { $1\times\text{SSC}=0.15\text{ M NaCl}$ ,  $0.015\text{ M Na-citrate pH }7.0$ }) to nucleotide sequences encoding polypeptides having the specific properties as defined herein.

**[0167]** The present invention also relates to nucleotide sequences that can hybridise to the nucleotide sequences discussed herein (including complementary sequences of those discussed herein).

**[0168]** The present invention also relates to nucleotide sequences that are complementary to sequences that can hybridise to the nucleotide sequences discussed herein (including complementary sequences of those discussed herein).

**[0169]** Also included within the scope of the present invention are polynucleotide sequences that are capable of hybridising to the nucleotide sequences discussed herein under conditions of intermediate to maximal stringency.

**[0170]** In a preferred aspect, the present invention covers nucleotide sequences that can hybridise to the nucleotide sequences discussed herein, or the complement thereof, under stringent conditions (e.g.  $50^\circ\text{C}$ . and  $0.2\times\text{SSC}$ ).

**[0171]** In a more preferred aspect, the present invention covers nucleotide sequences that can hybridise to the nucle-

otide sequences discussed herein, or the complement thereof, under high stringent conditions (e.g.  $65^\circ\text{C}$ . and  $0.1\times\text{SSC}$ ).

#### Substantially

**[0172]** Suitably, the oligonucleotide primers described herein substantially anneal or substantially hybridise to its respective nucleic acid. This means that an oligonucleotide—such as a primer—should be sufficiently complementary to hybridise or anneal to its respective nucleic acid.

**[0173]** The oligonucleotide sequence need not reflect the exact sequence of its respective nucleic acid, and can, in fact, be “degenerate”. Non-complementary bases or other sequences may be interspersed into the oligonucleotide or the nucleic acid, provided that the oligonucleotide sequence has sufficient complementarity with the sequence to permit hybridisation. Thus, by way of example, the primers used for PCR amplification may be selected to be “substantially” complementary to the specific sequence to be amplified.

#### Starter Cultures

**[0174]** Starter cultures are used extensively in the food industry in the manufacture of products (e.g. fermented products) including milk products—such as yoghurt and cheese.

**[0175]** Starter cultures used in the manufacture of many fermented milk, cheese and butter products include cultures of bacteria, generally classified as lactic acid bacteria. Such bacterial starter cultures impart specific features to various dairy products by performing a number of functions.

**[0176]** Commercial non-concentrated cultures of bacteria are referred to in industry as ‘mother cultures’, and are propagated at the production site, for example a dairy, before being added to an edible starting material, such as milk, for fermentation. The starter culture propagated at the production site for inoculation into an edible starting material is referred to as the ‘bulk starter’.

**[0177]** The bacterial starter culture may consist of the lactic acid bacterium described herein, ie., a pure culture. In this case, substantially all, or at least a significant portion of the bacterial starter culture would generally comprise the same bacterium.

**[0178]** In the alternative, the starter culture may comprise several bacterial strains, ie. it may be a defined mixed culture.

**[0179]** For example, the starter culture may be suitable for use in the dairy industry. When used in the dairy industry the starter culture may additionally comprise a lactic acid bacteria species, a *Bifidobacterium* species, a *Brevibacterium* species, and/or a *Propionibacterium* species.

**[0180]** Cultures of lactic acid bacteria are commonly used in the manufacture of fermented milk products—such as buttermilk, yoghurt or sour cream, and in the manufacture of butter and cheese, for example Brie or Harvati.

**[0181]** Suitable lactic acid bacteria include commonly used strains of a *Lactococcus* species, a *Streptococcus* species, a *Lactobacillus* species including the *Lactobacillus acidophilus*, *Enterococcus* species, *Pediococcus* species, a *Leuconostoc* species and *Oenococcus* species or combinations thereof.

**[0182]** *Lactococcus* species include the widely used *Lactococcus lactis*, including *Lactococcus lactis* subsp. *Lactis*, *Lactococcus lactis* subsp. *lactis* biovar *diacetylactis* and *Lactococcus lactis* subsp. *cremoris*.

**[0183]** Other lactic acid bacteria species include *Leuconostoc* sp., *Streptococcus thermophilus*, *Lactobacillus delbrueckii* subsp. *bulgaricus* and *Lactobacillus helveticus*.



Mesophilic cultures of lactic acid bacteria commonly used in the manufacture of fermented milk products such as buttermilk, yoghurt or sour cream, and in the manufacture of butter and cheese, for example Brie or Harvati. In addition, probiotic strains such as *Bifidobacterium lactis*, *Lactobacillus acidophilus*, *Lactobacillus casei* may be added during said manufacturing to enhance flavour or to promote health.

[0184] Cultures of lactic acid bacteria commonly used in the manufacture of cheddar and Monterey Jack cheeses include *Streptococcus thermophilus*, *Lactococcus lactis* subsp. *lactis* and *Lactococcus lactis* subsp. *cremoris* or combinations thereof.

[0185] Thermophilic cultures of lactic acid bacteria commonly used in the manufacture of Italian cheeses such as Pasta filata or parmesan, include *Streptococcus thermophilus* and *Lactobacillus delbrueckii* subsp. *bulgaricus*. Other *Lactobacillus* species—such as *Lactobacillus helveticus*—may be added during manufacturing to obtain a desired flavour.

[0186] The selection of organisms for the starter culture of the invention will depend on the particular type of products to be prepared and treated. Thus, for example, for cheese and butter manufacturing, mesophilic cultures of *Lactococcus* species, *Leuconostoc* species and *Lactobacillus* species are widely used, whereas for yoghurt and other fermented milk products, thermophilic strains of *Streptococcus* species and of *Lactobacillus* species are typically used.

[0187] The starter culture may even be a dried starter culture.

[0188] The starter culture may be a concentrated starter culture. The starter culture may be a concentrated starter culture used in direct inoculation. The starter culture may be a frozen starter culture.

#### Preparing Starter Cultures

[0189] Starter cultures may be prepared by techniques well known in the art such as those disclosed in U.S. Pat. No. 4,621,058. By way of example, starter cultures may be prepared by the introduction of an inoculum, for example a bacterium, to a growth medium to produce an inoculated medium and ripening the inoculated medium to produce a starter culture.

#### Preparing Dried Starter Cultures

[0190] Dried starter cultures may be prepared by techniques well known in the art, such as those discussed in U.S. Pat. No. 4,423,079 and U.S. Pat. No. 4,140,800.

[0191] Dried starter cultures for use in the present invention may be in the form of solid preparations. Examples of solid preparations include, but are not limited to tablets, pellets, capsules, dusts, granules and powders which may be wettable, spray-dried, freeze-dried or lyophilised.

[0192] The dried starter cultures for use in the present invention may be in either a deep frozen pellet form or freeze-dried powder form. Dried starter cultures in a deep frozen pellet or freeze-dried powder form may be prepared according to the methods known in the art.

[0193] The starter cultures for use in the present invention may be in the form of concentrates which comprise a substantially high concentration of one or more bacteria. Preferably the concentrates may be diluted with water or resuspended in water or other suitable diluents, for example, an appropriate growth medium or mineral or vegetable oils, for use in the present invention. The dried starter cultures of the

present invention in the form of concentrates may be prepared according to the methods known in the art, for example by centrifugation, filtration or a combination of such techniques.

#### Product

[0194] Any product, which is prepared from, contains or comprises a lactic acid bacterium is contemplated in accordance with the present invention.

[0195] Suitable products include, but are not limited to a food, a foodstuff, a food additive, a food supplement, a feed, a nutritional supplement, a probiotic supplement, a cosmetic product or a pharmaceutical product.

[0196] These include, but are not limited to, fruits, legumes, fodder crops and vegetables including derived products, grain and grain-derived products, dairy foods and dairy food-derived products, meat, poultry and seafood.

[0197] The term “food” is used in a broad sense and includes feeds, foodstuffs, food ingredients, food supplements, and functional foods. Here, the term “food” is used in a broad sense—and covers food for humans as well as food for animals (i.e. a feed). In a preferred aspect, the food is for human consumption.

[0198] As used herein the term “food ingredient” includes a formulation, which is or can be added to foods and includes formulations which can be used at low levels in a wide variety of products that require, for example, acidifying or emulsifying.

[0199] As used herein, the term “functional food” means a food which is capable of providing not only a nutritional effect and/or a taste satisfaction, but is also capable of delivering a further beneficial effect to consumer. Although there is no legal definition of a functional food, most of the parties with an interest in this area agree that there are foods marketed as having specific health effects.

[0200] The bacteria described herein may be—or may be added to—a food ingredient, a food supplement, or a functional food.

[0201] The food may be in the form of a solution or as a solid—depending on the use and/or the mode of application and/or the mode of administration.

[0202] The bacteria described here can be used in the preparation of food products such as one or more of: confectionery products, dairy products, meat products, poultry products, fish products and bakery products.

[0203] By way of example, the bacteria can be used as ingredients to soft drinks, a fruit juice or a beverage comprising whey protein, health teas, cocoa drinks, milk drinks and lactic acid bacteria drinks, yoghurt, drinking yoghurt and wine.

[0204] The present invention also provides in a further aspect a method of preparing a food, food additive, feed, nutritional supplement or probiotic supplement, the method comprising admixing the lactic acid bacterium according to the present invention with a food, food additive, feed, nutritional supplement, probiotic supplement and/or food or feed ingredient (such as a starting material for a food).

[0205] Preferably a food as described herein is a dairy product. More preferably, a dairy product as described herein is one or more of the following: a yoghurt, a cheese (such as an acid curd cheese, a hard cheese, a semi-hard cheese, a cottage cheese), a buttermilk, quark, a sour cream, kefir, a fermented whey-based beverage, a koumiss, a milk beverage, a yoghurt drink, a fermented milk, a matured cream, a cheese,



a fromage frais, a milk, a dairy product retentate, a process cheese, a cream dessert, or infant milk.

**[0206]** Preferably, a food as described herein is a fermented food product. More preferably, a food as described herein is a fermented dairy product—such as a milk beverage, a yoghurt drink, a fermented milk, a matured cream, a cheese, a fromage frais, a dairy product retentate, a process cheese, a cream dessert, or infant milk.

**[0207]** Preferably the dairy product according to the invention comprises milk of animal and/or plant origin.

**[0208]** Milk is understood to mean that of animal origin, such as cow, goat, sheep, buffalo, zebra, horse, donkey, or camel, and the like. The milk may be in the native state, a reconstituted milk, a skimmed milk or a milk supplemented with compounds necessary for the growth of the bacteria or for the subsequent processing of fermented milk, such as fat, proteins of a yeast extract, peptone and/or a surfactant, for example. The term milk also applies to what is commonly called vegetable milk, that is to say extracts of plant material which have been treated or otherwise, such as leguminous plants (soya bean, chick pea, lentil and the like) or oilseeds (colza, soya bean, sesame, cotton and the like), which extract contains proteins in solution or in colloidal suspension, which are coagulable by chemical action, by acid fermentation and/or by heat. Finally, the word milk also denotes mixtures of animal milks and of vegetable milks.

**[0209]** In one embodiment, the term “milk” means commercial UHT milk supplemented with 3% (w/w) of semi-skimmed milk powder pasteurized by heating during 10 min+/-1 min. at 90° C.+/-0.2° C.

**[0210]** In a further aspect there is provided a method for preparing a fermented milk product wherein said process comprises fermenting a milk substrate in the presence of at least the lactic acid bacterium, the culture or the starter culture described herein. Preferably, the milk substrate is milk. Preferably, the milk substrate comprises solid items. Preferably, the solid items comprise or consist of fruits, chocolate products, or cereals.

#### Sequence

**[0211]** For some embodiments of the present invention, it is preferred that the sequence is a naturally occurring nucleic acid sequence.

**[0212]** The nucleic acid sequence may be DNA or RNA of genomic, synthetic or recombinant origin e.g. cDNA. The nucleotide sequence may be double-stranded or single-stranded whether representing the sense or antisense strand or combinations thereof. Recombinant nucleic acid sequences may be prepared by use of recombinant DNA techniques, as described herein.

**[0213]** The nucleic acid sequence and the nucleic acids encompassed by the present invention may be isolated or substantially purified. By “isolated” or “substantially purified” is intended that the nucleic acid molecules, or biologically active fragments or variants, homologues or derivatives thereof are substantially or essentially free from components normally found in association with the nucleic acid in its natural state. Such components include other cellular material, culture media from recombinant production, and various chemicals used in chemically synthesising the nucleic acids.

**[0214]** An “isolated” nucleic acid sequence or nucleic acid is typically free of nucleic acid sequences that flank the nucleic acid of interest in the genomic DNA of the organism from which the nucleic acid was derived (such as coding

sequences present at the 5' or 3' ends). However, the molecule may include some additional bases or moieties that do not deleteriously affect the basic characteristics of the composition.

**[0215]** In one aspect, there is provided the nucleotide sequence set forth in SEQ ID No. 19 or fragment, variant, homologue or derivative thereof.

**[0216]** In a further aspect, there is provided the sequence set forth in SEQ ID No. 19 or a homologue thereof with at least 75% identity thereto.

**[0217]** Suitably, the sequence set forth in SEQ ID No. 19 or a homologue thereof has at least 75% identity thereto, when the full length CRISPR loci are aligned.

#### Variants/Homologues/Derivatives/Fragments

**[0218]** The present invention encompasses the use of variants, homologues, derivatives and fragments of nucleic acid sequences.

**[0219]** The term “variant” is used to mean a naturally occurring nucleotide sequence which differs from a wild-type sequence.

**[0220]** The term “fragment” indicates that a nucleotide sequence comprises a fraction of a wild-type sequence. It may comprise one or more large contiguous sections of sequence or a plurality of small sections. Preferably the sequence comprises at least 50%, more preferably at least 65%, more preferably at least 80%, more preferably at least 85%, more preferably at least 90%, more preferably at least 95%, more preferably at least 96%, more preferably at least 97%, more preferably at least 98%, most preferably at least 99% of the wild-type sequence.

**[0221]** Preferably, the fragment retains 50%, more preferably 60%, more preferably 70%, more preferably 80%, more preferably 85%, more preferably 90%, more preferably 95%, more preferably 96%, more preferably 97%, more preferably 98%, or most preferably 99% activity of the wild-type nucleotide sequence.

**[0222]** The fragment may be a functional fragment.

**[0223]** By a “functional fragment” of a molecule is understood a fragment retaining or possessing substantially the same biological activity as the intact molecule. In all instances, a functional fragment of a molecule retains at least 10% and at least about 25%, 50%, 75%, 80%, 85%, 90%, 95%, 96%, 97%, 98% or 99% of the biological activity of the intact molecule.

**[0224]** The term “homologue” means an entity having a certain homology with the subject nucleotide sequences. Here, the term “homology” can be equated with “identity”.

**[0225]** In the present context, a homologous sequence is taken to include a nucleotide sequence, which may be at least 60, 70, 75, 85 or 90% identical, preferably at least 95%, 96%, 97%, 98% or 99% identical to the subject sequence. Although homology can also be considered in terms of similarity, in the context of the present invention it is preferred to express homology in terms of sequence identity.

**[0226]** Homology comparisons may be conducted by eye, or more usually, with the aid of readily available sequence comparison programs. These commercially available computer programs can calculate % homology between two or more sequences.

**[0227]** % homology may be calculated over contiguous sequences. This is called an “ungapped” alignment. Typically, such ungapped alignments are performed only over a relatively short number of residues.



**[0228]** Most sequence comparison methods are designed to produce optimal alignments that take into consideration possible insertions and deletions without penalising unduly the overall homology score. This is achieved by inserting “gaps” in the sequence alignment to try to maximise local homology.

**[0229]** However, these more complex methods assign “gap penalties” to each gap that occurs in the alignment. “Affine gap costs” are typically used that charge a relatively high cost for the existence of a gap and a smaller penalty for each subsequent residue in the gap. This is the most commonly used gap scoring system. High gap penalties will of course produce optimised alignments with fewer gaps. Most alignment programs allow the gap penalties to be modified. However, it is preferred to use the default values when using such software for sequence comparisons. For example, when using the GCG Wisconsin Bestfit package the default gap penalty for amino acid sequences is  $-12$  for a gap and  $-4$  for each extension.

**[0230]** Calculation of maximum % homology therefore firstly requires the production of an optimal alignment, taking into consideration gap penalties. A suitable computer program for carrying out such an alignment is the GCG Wisconsin Bestfit package (University of Wisconsin, U.S.A.; Devereux et al., 1984, *Nucleic Acids Research* 12:387). Examples of other software than can perform sequence comparisons include, but are not limited to, the BLAST package (see Ausubel et al., 1999 *ibid*—Chapter 18), FASTA (Atschul et al., 1990, *J. Mol. Biol.*, 403-410), the GENWORKS suite of comparison tools and CLUSTAL. Both BLAST and FASTA are available for offline and online searching (see Ausubel et al., 1999 *ibid*, pages 7-58 to 7-60). However, for some applications, it is preferred to use the GCG Bestfit program. A new tool, called BLAST 2 Sequences is also available for comparing protein and nucleotide sequence (see *FEMS Microbiol Lett* 1999 174(2): 247-50; *FEMS Microbiol Lett* 1999 177(1): 187-8).

**[0231]** Although the final % homology can be measured in terms of identity, the alignment process itself is typically not based on an all-or-nothing pair comparison. Instead, a scaled similarity score matrix is generally used that assigns scores to each pairwise comparison based on chemical similarity or evolutionary distance. An example of such a matrix commonly used is the BLOSUM62 matrix—the default matrix for the BLAST suite of programs. GCG Wisconsin programs generally use either the public default values or a custom symbol comparison table if supplied (see user manual for further details). For some applications, it is preferred to use the public default values for the GCG package, or in the case of other software, the default matrix—such as BLOSUM62.

**[0232]** Once the software has produced an optimal alignment, it is possible to calculate % homology, preferably % sequence identity. The software typically does this as part of the sequence comparison and generates a numerical result.

**[0233]** Should Gap Penalties be used when determining sequence identity, then preferably the following parameters are used:

FOR BLAST	
GAP OPEN	0
GAP EXTENSION	0

FOR CLUSTAL	DNA	PROTEIN	
WORD SIZE	2	1	K triple
GAP PENALTY	10	10	
GAP EXTENSION	0.1	0.1	

**[0234]** The nucleotide sequences may include within them synthetic or modified nucleotides. A number of different types of modification to oligonucleotides are known in the art. These include methylphosphonate and phosphorothioate backbones and/or the addition of acridine or polylysine chains at the 3' and/or 5' ends of the molecule. For the purposes of the present invention, it is to be understood that the nucleotide sequences may be modified by any method available in the art. Such modifications may be carried out to enhance the in vivo activity or life span of nucleotide sequences useful in the present invention.

#### Vector

**[0235]** The nucleotide sequence(s) described herein may be present in a vector. The nucleotide sequence may be operably linked to regulatory sequences such that the regulatory sequences are capable of providing for the expression of the nucleotide sequence by a suitable host organism ie. the vector may be an expression vector.

**[0236]** The term “expression vector” means a construct capable of in vivo or in vitro expression.

**[0237]** Preferably, the expression vector is incorporated in the genome of the organism. The term “incorporated” preferably covers stable incorporation into the genome.

**[0238]** The vectors may be transformed into a suitable host cell as described below to provide for expression of a polypeptide having the specific properties as defined herein.

**[0239]** The choice of vector, e.g. plasmid, cosmid, virus or phage vector, will often depend on the host cell into which it is to be introduced.

**[0240]** The vectors may contain one or more selectable marker genes—such as a gene which confers antibiotic resistance e.g. ampicillin, kanamycin, chloramphenicol or tetracycline resistance. Alternatively, the selection may be accomplished by co-transformation (as described in WO91/17243).

**[0241]** The vector may further comprise a nucleotide sequence enabling the vector to replicate in the host cell in question. Examples of such sequences are the origins of replication of plasmids pUC19, pACYC177, pUB110, pE194, pAMB1 and pIJ702.

#### Constructs

**[0242]** The term “construct”—which is synonymous with terms such as “conjugate”, “cassette” and “hybrid”—includes a nucleotide sequence directly or indirectly attached to a promoter. An example of an indirect attachment is the provision of a suitable spacer group such as an intron sequence, such as the Sh1-intron or the ADH intron, intermediate the promoter and the nucleotide sequence of the present invention. The same is true for the term “fused” in relation to the present invention, which includes direct or indirect attachment. In some cases, the terms do not cover the natural combination of the nucleotide sequence coding for the protein ordinarily associated with the wild type gene promoter and when they are both in their natural environment.



[0243] The construct may even contain or express a marker, which allows for the selection of the genetic construct.

[0244] For some applications, preferably the construct comprises at least a nucleotide sequence operably linked to a promoter.

#### Host Cells

[0245] The term "host cell" includes any cell that comprises a nucleotide sequence, a construct or a vector.

[0246] The cells will be chosen to be compatible with the said vector and may for example be prokaryotic (for example bacterial), fungal, yeast or plant cells. Preferably, the host cells are not human cells.

[0247] Examples of suitable bacterial host organisms are gram negative bacterium or gram positive bacteria.

#### General Recombinant DNA Methodology Techniques

[0248] The present invention employs, unless otherwise indicated, conventional techniques of biochemistry, molecular biology, microbiology and recombinant DNA, which are within the capabilities of a person of ordinary skill in the art. Such techniques are explained in the literature. See, for example, J. Sambrook, E. F. Fritsch, and T. Maniatis, 1989, *Molecular Cloning: A Laboratory Manual*, Second Edition, Books 1-3, Cold Spring Harbor Laboratory Press; Ausubel, F. M. et al. (1995 and periodic supplements; *Current Protocols in Molecular Biology*, ch. 9, 13, and 16, John Wiley & Sons, New York, N.Y.); B. Roe, J. Crabtree, and A. Kahn, 1996, *DNA Isolation and Sequencing: Essential Techniques*, John Wiley & Sons; M. J. Gait (Editor), 1984, *Oligonucleotide Synthesis: A Practical Approach*, Irl Press; and, D. M. J. Lilley and J. E. Dahlberg, 1992, *Methods of Enzymology: DNA Structure Part A: Synthesis and Physical Analysis of DNA Methods in Enzymology*, Academic Press. Each of these general texts is herein incorporated by reference.

#### Further Aspects

[0249] In a further aspect, there is provided a lactic acid bacterium comprising the sequence set forth in SEQ ID No. 20 or a variant, fragment, homologue or derivative thereof, preferably, a homologue thereof with at least 99% identity thereto.

[0250] In a further aspect, there is provided a nucleotide sequence comprising the sequence set forth in SEQ ID No. 20 or a variant, fragment, homologue or derivative thereof, preferably, a homologue thereof with at least 99% identity thereto.

[0251] In a further aspect, there is provided a method for identifying a lactic acid bacterium comprising the step of screening a bacterium for the sequence set forth in SEQ ID No. 20 or a variant, fragment, homologue or derivative thereof, preferably, a homologue thereof with at least 99% identity thereto.

[0252] In a further aspect, there is provided a micro-organism a *Streptococcus thermophilus* strain deposited under the Budapest Treaty by Danisco Deutschland Niebüll GmbH, Buch-Johannsen Strasse. 1, Niebüll -D-25899, Germany at DSMZ (Deutsche The spacers of the CRISPR 1 locus of *S. thermophilus* DSMZ-18344 have been sequenced and compared to that of *S. thermophilus* CNCM I-2425, *S. thermophilus* CNCM I-2423 and other spacer sequences. The only similarities were found with *S. thermophilus* CNRZ 385 (Genbank accession number DQ072992) and CNCM I-2425 (and related strains). Interestingly, the spacers within this CRISPR locus have a different organisation (5 missing spacers) and 1 additional spacer were identified.

[0253] The lysotype of *S. thermophilus* DSMZ-18344 and the differences observed between the lysotype of *S. thermophilus* DSMZ-18344 and strains of the CL0189 genotype are shown in Table 2.

#### Example 5

##### *S. thermophilus* DSMZ-18344 is Phage Resistant

[0254] Over the last 2 decades a library of more than one thousand phages virulent for industrial *S. thermophilus* strains have been collated. This collection of phages was intensively studied and their host spectrum was established. This allowed the identification of a set of 60 phages representative of all the host spectrums identified within the collection of phages.

[0255] Each of these representative phages was tested on strains DSMZ18344, CNCM I-2423 and CNCM I-2425, as described herein.

[0256] CNCM I-2423 was found to be sensitive to phage D4126 and D3215. Strain CNCMI-2425 was found to be sensitive to phage D4369. On the contrary strain DSMZ-18344 was resistant to all the representative phages tested.

TABLE 1

Strain name	Viscosity (Pa · s)	Casson yield stress (Pa)	Thixotropy area (Pa/s)
DSMZ-18344	68	6.48	627
CNCM I-2425	28	14.43	21780
CNCM I-2423	49	9.28	1035

[0257] Sammlung von Mikroorganismen und Zellkulturen GmbH, Mascheroder Weg 1 b, D-38124 Braunschweig) under deposit number 18344 on 14 Jun. 2006 or a mutant or variant thereof having one of or more of the characteristics of the deposited *Streptococcus thermophilus* strain.

[0258] The invention will now be further described by way of Examples, which are meant to serve to assist one of ordinary skill in the art in carrying out the invention and are not intended in any way to limit the scope of the invention.

#### EXAMPLES

##### Example 1

##### *Streptococcus thermophilus* DSMZ-18344 is a Fast Acidifier of Milk

[0259] The speed of acidification of milk during the fermentation process is  $-0.0153$  upH/min, compared to  $0.0129$  upH/min,  $0.0167$  upH/min and  $0.0209$  upH/min for *Streptococcus thermophilus* CNCM I-2423, *Streptococcus thermophilus* CNCM I-2980 and *Streptococcus thermophilus* CNCM I-2425, respectively.

##### Example 2

##### *Streptococcus thermophilus* DSMZ-18344 Generates Fermented Milk with a Superior Viscosity

[0260] Fresh fermented milks are produced at lab scale. The milk base is composed of commercial UHT milk supplemented with 3% (w/w) semi-skimmed milk powder. After mixing, the milk base is heated during  $10 \text{ min} \pm 1 \text{ min}$  at  $90^\circ \text{ C.} \pm 0.2^\circ \text{ C.}$  The base is then cooled down at  $43^\circ \text{ C.} \pm 1^\circ \text{ C.}$  in a water bath regulated at  $43^\circ \text{ C.} \pm 1^\circ \text{ C.}$  and the milk is dispatched into 125 ml glass beakers.

[0261] The milk is inoculated with the bacterium at a ratio of  $1\text{E}6\text{-}1\text{E}7$  cfu/ml. The fermentation is carried out at  $43^\circ$



C.+/-1° C. with out stirring and it is stopped when the pH reaches 4.6+/-0.05. At this moment, the fresh fermented milk is quickly cooled down at 6° C.+1° C. in less than 1 hour. Finally, the products are stored at this temperature during 28 days.

[0262] Following this production of fermented milk either viscosimetry is measured using a Brookfield viscosimeter.

[0263] The viscosity in fermented milk is 68 Pa·s after 14 days of storage at 6° C.

[0264] Usually a strain identified as highly texturizing generates fermented milk with a viscosity superior to 45 Pa·s, a Casson yield stress inferior to 12.0 Pa and a thixotropy area inferior to 1000 Pa/s.

[0265] A comparison of the rheological properties of three texturizing *S. thermophilus* strains are shown in Table 1.

### Example 3

#### Molecular Analysis of *Streptococcus thermophilus* DSMZ-18344

[0266] The EPSAD PCR-RFLP method is a molecular method to establish genetic lineage between strains of *S. thermophilus*.

[0267] *Streptococcus thermophilus* genomic DNA is purified using the DNeasy Tissue Kit (Qiagen). Purified DNA is then amplified by PCR with the following parameters:

[0268] Composition of the PCR reaction mix (50 µL):

[0269] buffer for DNA polymerase ×1

[0270] MgCl<sub>2</sub> 2 mM

[0271] dNTP 200 µM each

[0272] genomic DNA 100 to 500 ng

[0273] primer EPSA632 (5'-AAATgAATTCaAg-CAAgCACTTg-3') 200 nM

[0274] primer EPSD1064 (5'-gTCATgTCAACTTTAT-TAAGgACg-3') 200 nM

[0275] DNA polymerase 1.25 unit

[0276] H<sub>2</sub>O qsp 50 µL

[0277] Amplification Parameters:

[0278] predenaturation at 94° C. during 1 min

[0279] cycles with denaturation at 94° C. during 30 s, hybridization at 56° C. during 30 s, elongation at 72° C. during 3 min

[0280] post-elongation at 72° C. during 6 min.

[0281] After amplification, the PCR product is checked by 1.5% agarose gel electrophoresis. The size of the amplification product is about 2.5 kb.

[0282] The PCR product is then digested by two restriction enzymes FokI et MnlI in the following conditions:

[0283] PCR product 15 to 30 µL

[0284] buffer 2 (New England Biolabs) ×1

[0285] BSA (New England Biolabs) ×1

[0286] FokI (New England Biolabs) 1 unit

[0287] MnlI (New England Biolabs) 1 unit

[0288] H<sub>2</sub>O qsp 50 µL

[0289] Incubation at 37° C. during 1 hour.

[0290] The digested product is analysed by 3% agarose gel electrophoresis.

[0291] Applied to *S. thermophilus* DSMZ-18344, it groups this strain within a genetic cluster known as CL0189. This was further confirmed by the sequencing of the proximal part of its eps operon (that is the targeted chromosomal region with the EPSAD method).

[0292] The EPSAD PCR-RFLP profile of *S. thermophilus* DSMZ-18344 is shown in FIG. 1.

[0293] Referring to this Figure, *S. thermophilus* DSMZ-18344 shows genetic lineage to *S. thermophilus* CNCM I-2425 profile which is the representative strain of the CL0189 genetic cluster.

[0294] The distal part of the eps operon was also sequenced and compared to that available in the literature. Unexpectedly, this part of the *S. thermophilus* DSMZ-18344 eps operon is distinct to that of strain *S. thermophilus* CNCM I-2425. However, it is very similar to that of *S. thermophilus* CNCM I-2423 and other strains within the *S. thermophilus* CNCM I-2423 genetic cluster (namely CL0089 that also contains *S. thermophilus* CNCM I-2426 and *S. thermophilus* Sfi39 (Genbank entry AF373595).

[0295] Schematic organisation of the distal part of the eps operon and similarities between strains are shown in FIG. 2.

[0296] The sequence data on the distal part of the eps operon and the EPSAD clustering data together suggest that the eps operon of *S. thermophilus* DSMZ-18344 is a chimeric operon made of the proximal part of the operon coming from *S. thermophilus* CNCM I-2425 (or related strains) and the distal part of the operon coming from *S. thermophilus* CNCM I-2423 (or related strains).

[0297] This unusual feature may be useful to develop a method to specifically detect *S. thermophilus* DSMZ-18344 (or related strains from other *S. thermophilus*) as described herein.

[0298] The strain *S. thermophilus* CNCM I-2423 is one of the fast acidifying strains that presents texturizing properties of interest in fermented milk whereas *S. thermophilus* CNCM I-2425 even if fast acidifying does not have these interesting texturing properties. In *S. thermophilus*, the distal part of the eps operon contains genes that code for glycosyl transferases. These enzymes are known to be responsible of the structure of the polysaccharidic units composing the exopolysaccharide and the nature of this exopolysaccharide is at least partly believed to be responsible of the texturizing properties of a strain. Therefore, the chimeric structure of the eps operon may explain its texturing capabilities.

### Example 4

#### CRISPR Spacers of *S. thermophilus* DSMZ-18344

[0299] The spacer sequences in the CRISPR locus are genetic features that are very specific to a strain or to related strains.

TABLE 2

Strain	Genotype	Distal part of eps operon	Sensitivity to CNCM I-2425 phages	Sensitivity to CNCM I-2423 phages	Sensitivity to other phages	Texturing
DSMZ-18344	CL0189	CNCM I-2423 type	No	No	No	Yes
CNCM I-2423	CL0089	CNCM I-2423 type	No	Yes	No	Yes
CNCM I-2425	CL0189	CNCM I-2425 type	Yes	No	No	No



## Sequences (5'-3')

[0300]

-continued

	SEQ ID No. 19
	<i>S. thermophilus</i> DSMZ-18344 CRISPR1 sequence
SEQ ID No. 1	actatgtgggtataaaaacatcaaaatttcatttgagggttttgtactct
<i>S. thermophilus</i> DSMZ-18344 CRISPR1 sequence leader sequence	caagatttaagtaactgtacaacaatatctacaggtcactacaaagctac
actatgtgggtataaaaacatcaaaatttcatttgag	gctgttttgtactctcaagatttaagtaactgtacaacggtgggtgtg
	tttgaacggcgtatgctagtttttgtactctcaagatttaagtaactgt
SEQ ID No. 2	acaactcaatcaggtgacgggtgatgcttatattaagtttttgtactctca
<i>S. thermophilus</i> DSMZ-18344 CRISPR1 spacer (1)	agatttaagtaactgtacaaccatacatgatagtttgtcaacacttttga
aatatctacaggtcactacaaagctacgct	tgttttgtactctcaagatttaagtaactgtacaactcagcatttggtt
	tacatgaccacgctctgggttttgtactctcaagatttaagtaactgtac
SEQ ID No. 3	aaccaatcaacaggttgactgattataacgggtgttttgtactctcaag
<i>S. thermophilus</i> DSMZ-18344 CRISPR1 spacer (2)	atttaagtaactgtacaactagctacacatgaattttattacaatgggtgg
gttgggggtgtgtttgtaacggcgtatgcta	tttttgtactctcaagatttaagtaactgtacaaccgcttcttcaaagct
	taaattccaaggtgtgttttgtactctcaagatttaagtaactgtacaa
SEQ ID No. 4	cgctgcgattatgacaatgctgtctgtaagggttttgtactctcaagat
<i>S. thermophilus</i> DSMZ-18344 CRISPR1 spacer (3)	ttaagtaactgtacaacgaagaatttattaataaagatgggtctgctgtt
tcaatcaggtgacgggtgatgcttatattaa	tttgtactctcaagatttaagtaactgtacaacagggcagaaaagaagtat
	tttggttaagtatgggttttgtactctcaagatttaagtaactgtacaaca
SEQ ID No. 5	aatggtttatcgacaagaaaatgaagctgttttgtactctcaagattta
<i>S. thermophilus</i> DSMZ-18344 CRISPR1 spacer (4)	agtaactgtacaacccaaatttgattatacaaaaacgctccttcgttttt
catacatgatagtttgtcaacacttttgat	gtactctcaagatttaagtaactgtacaacatcctaactgctttgctaac
	tacatcatgggttttgtactctcaagatttaagtaactgtacaacatcc
SEQ ID No. 6	taactgctttgctgactacatcatgggttttgtactctcaagatttaag
<i>S. thermophilus</i> DSMZ-18344 CRISPR1 spacer (5)	taactgtacaactacaagataagattagtcgtcttctacatgttttgt
tcagcatttgggttacatgaccacgtctg	actctcaagatttaagtaactgtacagtttgattcaacataaaaagccag
	ttcaattgaacttggcttt
SEQ ID No. 7	
<i>S. thermophilus</i> DSMZ-18344 CRISPR1 spacer (6)	SEQ ID No. 20
caatcaacaggtttgactgattataacgggt	<i>S. thermophilus</i> DSMZ-18344 BPS gene cluster
	gctgagccagcttactagcgtacaggcacctactaaggttgataagaaca
SEQ ID No. 8	atatacgaggtcttgatgtcagctctcaaaaagataaaaagtgtatggt
<i>S. thermophilus</i> DSMZ-18344 CRISPR1 spacer (7)	aaagttgatgatgttgcctcatatcaagaagcttatgataatctcaagtc
tagctacacatgaattttattacaatgggtg	tggcaaatctaagctatgggtcttgagtggctcttatgctagcctattag
	agtctgtcaatagtaaccttgcttcaaatctaaaaacaatttataacttat
SEQ ID No. 9	aaaattaaaaagaagaataacaactctgcaaccaagtagattcaaaagt
<i>S. thermophilus</i> DSMZ-18344 CRISPR1 spacer (8)	cttcaatatttatattagtggtattgatacctacggttcgatttcaacag
ccgttcttcaaagcttaattccaaggtgt	tgtcacggtcagatgtcaatattattatgacagtaaacatgaatacacat
	aagattctcttgacgactactccacgtgatgcatacgttaagattctcgg
SEQ ID No. 10	tgggtggggcaaacagtatgataaattaaccacgcaggtatttatgggtg
<i>S. thermophilus</i> DSMZ-18344 CRISPR1 spacer (9)	ttgaaacatctgaacaaactctggaagatctatatgggtactaagattgat
gctgcgattatgacaatgctgtctgtaagg	tactatgcacgaattaacttcacatcttcttaagttgattgaccaact
SEQ ID No. 11	
<i>S. thermophilus</i> DSMZ-18344 CRISPR1 spacer (10)	
gaagaatttattaataaagatgggtctgct	
SEQ ID No. 12	
<i>S. thermophilus</i> DSMZ-18344 CRISPR1 spacer (11)	
aggcagaaaagaagtatttggtaagtatg	
SEQ ID No. 13	
<i>S. thermophilus</i> DSMZ-18344 CRISPR1 spacer (12)	
aaatgggttatcgacaagaaaatgaagct	
SEQ ID No. 14	
<i>S. thermophilus</i> DSMZ-18344 CRISPR1 spacer (13)	
ccaaatttgcattatacaaaaacgctccttc	
SEQ ID No. 15	
<i>S. thermophilus</i> DSMZ-18344 CRISPR1 spacer (14)	
atcctaactgctttgcttaactacatcatgg	
SEQ ID No. 16	
<i>S. thermophilus</i> DSMZ-18344 CRISPR1 spacer (15)	
atcctaactgctttgctgactacatcatgg	
SEQ ID No. 17	
<i>S. thermophilus</i> DSMZ-18344 CRISPR1 spacer (16)	
taacaagataagattagtcgtcttctacat	
SEQ ID No. 18	
<i>S. thermophilus</i> DSMZ-18344 CRISPR1 sequence trailer sequence	
ttgattcaacataaaaagccagttcaattgaacttggcttt	



-continued

tggtggtgtgacagtcataatgatcaagctttcaccaagtcttcatggga  
agtttgatttcccagttggagatatccaaatgaattcagagcaagcactt  
ggatttgttcgtgaacgctatagtttagatggcggagataatgaccgtgg  
taaaaaccaggagaaagtcatcttctgagattgtaaaacaagttggcttctc  
taaagtctgtatcaaactttacttcaatcgtaataatctccaagactct  
gttcagacaaatatttcttggataccattaatgctttggctaatacaca  
acttgattcaggctctaaatttacagtaacgtctcaagcagtaactggta  
caggttcaaccggacaattgacctcttatgagatgccaattctagtctt  
tacetgatgaaactagataattcgagtggtgcaagtgccctctcaagctat  
caaaaatctgatggaggaaaaatagtgattgacgttcaactcacaattg  
tttttgatggtgatgatggtcctaaaactttagaagaaagtttagacctc  
attggtgaaagttatgccaggggtacgtaagattgttcaacatccca  
tcgtcgtaaggggatggttgagactccagaggataaaaattttgccaact  
tttctaaggtaaaaagcagaagcagaagcactttatccagacttaactatt  
tattatggaggtgaactttattacaccctagacattgtggagaaacttga  
aaagaatctcattccgagcatgcacaacactcaatttgccttgattgagt  
ttagtgtcgcacatcttgaaagaaattcatagtggttagtaatggt  
ttgagagcgggggtaacgcctattggtgctcatattgagcgcctatgatgc  
cctcgaagaaaatgctgatcgtgtagagaaattatcaatagggctgct  
atactcaagtcfaatagctcacatgtcctcaaaccaaagctctttggagat  
aaagaaaagtaagaaagaaacgtggtcgttttcttggagaaaaattt  
ggttcatatggttgctagcagcatgcataatcttggccgagaccacat  
ttatgaaagatgcttatgaaattgttaaaaagaactacggctccaaacgt  
gctaagaatctttttattgaaaatcccaaacattactagaaaatcaata  
tttataggagatattatgaatcaagataaacactaaaagtgatgaaatcga  
cgtactagcattgctacataaaactttggacgaagaagcttttgattcttt  
tcacagctttttatctgctgctttcagtttcttagtacttatttcttt  
atccaaccaacatatacatcaacaacgcttatctatggtgtaaatcaggc  
aacagataataataatcttctgctcaagatttgcaagctggtacctatt  
tggcaaatgactataaagagattattacatcaaatgatgattatcagaa  
gttattaaagatgaaaaattgaatttgagtgaggcagaactgtctaaaat  
ggttctcagttaatattcctactgatactcgtcttatttcaatttctgtta  
atgctaaaactggtaagatgagcaaacacttgctaatagggtcgtgaa  
gttgcttcaaaaaaatcaagaaggtgacaaaagttgaagatttcacaat  
gctcgaagaagctaaattgccagagtcaccatctcaccacaaatataaac  
ttaatgtgcttcttggggcagtgcttgaggattccttgcagtggttggt  
gtattggtacgtgaaatcctagatgatcgtgctcgcgctccagaagatgt  
ggaagatgcccttggatggcacttcttggaaattgtccctgatcacagata  
aaatttaaggagaagaaatgcctctattaaagttagtaaaatctaaagta

-continued

aactttgccaacaacagaagagattacaatgccattcgacacaaat  
tcaattttctggtgctcagattaaagtgatgagattagctctgttgaag  
ctggtgaaaggaaaatcaacgacatctcttaacttggcgatttcatctgct  
agtggtgggctccgaacacttctgatgatgctgataactcgtaattctgt  
ttttcaggtacatttaaatcaaatgagccttataaaggctctttcaaat  
ttctttcaggaatgccgatctaaatgaaacgatttgccaaactgatatt  
tctggttggatggtattgcatctggtcctgttccacctaatccaacaag  
tcttttgcaaaatgacaatttttagacattgatggaagttgctcgtagtc  
ggtatgattatgtcatcatcgatacaccaccagttgggttgggtattgat  
gcagttattatgcccacaggtgatgacagctcttttgggttacagcagc  
tgggaaaatcaaacgctggttctgtaactaaggcctcgaacaattggaac  
aaagtggttctcagttcttaggtgctccttaataaagttgacatgaca  
ggtgataaatatggatcatatggttcttaccgatcatatggttcttaccg  
atcatatggtgagtagcaggaaaaaaacagacaaactgaaggtcattcaa  
gagcacatcgtcgtagaaaaggatagcattaatggggatgatgaggctcc  
ttataccttaacagattaaaaaggggttagagtgaaagaaaaacaagaa  
attcgtcgcattgaaattgggtattatcacagttgggtggtggttcttgc  
agccatggttagctagtaaaataccatatacagagattacccaaggaagta  
ttgtccttttaggtgctcgtacatgtagtcttactatcagtagttat  
tatgaaaatcttaagtatagaggctacttggatgaaactcattgcaactgt  
caaatattggttcatatttgcctcaattgcaacatttctcgttttttg  
cagatggaagtttttcaatctcagctcgcggacttctttacgtcaccatg  
atctcaggtgttctcttatacgttacaaatactggtcttaagttatccg  
ctcatctatttatcacgctcgtaaaagtaacaagaatattctcttgattt  
ctgatcaggcagctcttgataatggttctcgtatgaaagacaatag  
gatggttaggttacagcagtttgtgcttggataatccttattttactga  
tccatttatcaagagtggttaaacctgaaaatttgattgaaatagcgacac  
actcagtagtagaccaagttttgattaatctgccaagtggtgagtaag  
atctgggattatgcatcaccttttgagatcatgggaattccagttctat  
taatttgatgcccttgaatttatgagtcagggtgaaaaacgtattcaac  
aattgggtcctttcaagttggtacgttttcaacgcaattttatagctat  
ggagatatttggcgaaacgttctcctcgatattctgtggagcctagtgg  
tttgggtgctctgtgggattgttggaaatcttctttatccacttattcgt  
aggatggtggccagccattttgcctcaagaccgtggtgggagaaaatgga  
cgtatctttaagttttataaattccgttctatggtggttgatgaggaaga  
aatcaagaagaatttgatggcacagaatcaaatgtctggtggtatgtta  
agatggacaatgatccacgtattacaaaaattggacggttctatcgtaaa  
acaagctctgatgaaactccacaattttggaatgctcctaaaaggtgat



-continued

gagcttggttgggacacgtcctccaacagttgatgagatgaaaaatata  
cacctgaacagaaacgtcgtttaagttttaaacctggtatcactggctct  
tggcaagt aagcggcgaagt gaaattactgattttgatgaagttgtaa  
actagacggttgcttatttggacggatggacaatctggcgtgatcaaaa  
tcttattgaaaaacaattaagtagtagtaatgaaggatggagcaaaagtga  
tggctttcaccatttcttttaagtggtgattaatgacaaaaacagtttat  
atcggttggttctaaggggattccagcaaaaataggtggatttgagacctt  
tgttgagaagttgacagagttccaacaagacaaagatatccaatattatg  
tagcttgtatgcgggaaaactctgcaaaatcagacattacagcagatgat  
tttcaaaacttcgcaacagaaacctaaaaagaactccctaacggctcgtggc  
tactttgtttagtcctaaacactttgaatagtcctacaagctcatagtttc  
ccttttattagttggccaaggccaattctatttttgaagcgaagaat  
atggggagcgccttccttatttactgatatgtaaacctggaattactggt  
tattggacgacacatggtcgaagtaaaagttcttttctcaacgagcaga  
tttagaactctattatctccaatattacagcaccaagaacgacatcaagc  
ttctaatacgtacaatttcacaaatcattaacggattggacgcttactaa  
aaaattaatgaaaaaatatttgaaatcataactcgaaaaatattaaaaga  
ttagatatgtatcataaaacccgaattgctagttaatttcattggaaaat  
aaataagtcgtgctatcctaacttaaacactaagcattagaaagcgc  
cgacttatatgacttataatagcaccacttccaaaagttttggtttattha  
ctgacaaccattgagacgctttatcaaacgagtggtcccttgagggtca  
aaaccgaaagaacgtccatctcgcaacatcagattgcttagttatcgctt  
gttacctatggggcgtactgcattttagtgaaacgcttaagcacaagcac  
caattggctcaaagtttatttccctaatttccctagaatattctcactttgt  
ccgcggttgtaatgcctcttaccgagtatccaagtcattcgccaagcac  
tcgtatttaagagggtgaaggaatagtgatccattatgacagcttc  
cccattcctttgtgtcagtcctatcgtaatttcagaagcaaaagttcttgg  
agattatgcaaatggtggctacaatgctacaaaggacagtagtctctatg  
gatgtaaatgtcatgcttagtcagtgatcaggctatgtcatagactac  
acaattactcctgcttcaatggctgatagttcaatgaccgaggaagtgtt  
gagtcaatttgggacaccaacagtccttggagatagggatatttaggtc  
agtcactgcatgataggctggaattaaaaggaattgatctaattacacct  
gtcaggaagaacatgaagcaaaagaaaattctttccctaatttttcaaa  
acgtagaaaagtgattgagcaggttttctcttttttgacaaatctaggag  
ctgagcgttgtaaaagtcgttcgcctcaagggtttcaattgaaattagag  
atgatacttttagcgtattcttactgttaaaatcagctaaatcactgga  
accagagactttaagatattctatcgggtatcaagtcaggtcaataat  
caactagcaattcgggtatcataaaggagtgatttaataaaaaaattac  
aatagcagttgcaacgcataaaaaaatcaaatgccaaaagataaatattt

-continued

atctaccaattgaatgtggagcagtttaagaaaaaatcacctagactat  
attgctgatgatagtgagataaatatttctgaaaaaacagaattattc  
agagttaacagcactatattgggttatggaaaaaatgattctgagatata  
aaggattagcactatagacgctcatttttcagataaaaaggtagatatt  
ttttctacaggtaattttgataataacttgataggacggtacttgagga  
acatttagagaagtttgatattatacttccaagcttcgacattactata  
ttgaaacaatagaatctcactataaacatacgcattttgaaaaagattta  
ttagcaacagaagaaataaataaaaaactatctcctgactatcttgattt  
ttattatagtgactaaaaagaaaatctgctcatatgtttaatatgttta  
ttatgaaagataaatatttcaataaattattgtgaatgggtattttcgatt  
ctttttgaattagaaaaagtagatatttcagaatattctcctttca  
tgcaagagattttggcgtgtgagtgaaattttattagatgatggattt  
tcaagaataaatttaatttcaactgaaattccagttatgtttatggaaaag  
caaaatgggtgggataaatctaaaagattttattctgcaaaagcttttcaa  
caaaaaatattatagactaggagaaataaatgtctacaacggaataa  
ttttaataattttatgactattttcgattattatatacataaaacagta  
ttttctcggctctttatgtttaattcactctttttattaataatctct  
ttctctatgagggtatataaatttgagagaatattctatcaaatcaatag  
aagtaattgtgttagggatgatattctctctttaggagattttgtact  
cgtattgtttctcatgaatttttaaaaaatcaaaataatgttattaatta  
cgatgataatttaaatgtaaatggacttttttaaaaaatcttttgatag  
ttgtaaccacaggaaacgtattctctattatttttcttgaaattcctt  
ttaggaggaggtcactactagaattgagaaatagatattgggatataa  
tggagctgaaccacttattacgaatcctctcgtaaatatattaacaagat  
atatacgggaccagggttgactgctttgatcccattttctattttttt  
ctaattagaaaaaaacattaattttccttaattattttatgaaatct  
tgttttggcaacattatcatccgggtgtagaattttacttgtatatacta  
ttattcaattgtttataggattatcttattcaaaaaaaatataccaaaa  
aaaattaagaaagtagtcataatcaagtagttatattttttatctat  
aattgtcttctaacatcagaagttctaacagtagtatatagagcgtttt  
atgcatacttttcgggcctgtagttcttttactctactggatgactgat  
gttgatacttataatattcattcacatggattaggattttatccat  
cacatatctattaaattcattttgtaatttaataaggaattcctaactcga  
tgttggctaatgtgtcatgtggcaagggaatgcctcagaatgatgggta  
ggcgtattccctaataatcgatgaacgcttttagtacactttctattt  
ttctataaaagattttcgagaatttgaggttgcttgcttttcttctt  
ttgggagattttgtgggtttatttttttaagcgtttatcgaaagaaaa  
agtaaatatctagtcattatttttaggggtacaggcaattatcggatc



-continued

ttttattatttggcaattggggagtactgcgtttttcttaagtattgtat  
ttacaatattaagtctgaaatcaaagaaatcataactatagaaaaggaga  
taaaatagacaatcagcatagtaatcccagtttataatggtcaagatta  
cataaaaaagtgcttagattctatattaagccagacattttcagatttag  
aaattattcttggtgatgatggttctactgacttgagtggagaatttgt  
gattattattccgaaaatgataaacgtattaagtaacccacacagcaaa  
tgggggacagtcggaagcaaggaacgttggaaatcaaaaatgccacacag  
aatggataacatatttgattctgatgactacgtttctctgattatata  
gagtattatataaatttgattcaagtaacacaatgcagatatttcaatagc  
tagttttacctatcacacctaanaagataaataagcagcggtaacgggtg  
aagtagctcttatggatgcaaaaactgcaattcggagaatggtactgaat  
gaaggttctgatatgggagtttgggggaaaatgtatcgaaacggagattt  
taataaatataaattcgtttcaggaanaactatttgaagattctttaatta  
cataccagatattttcagaagcttcaacaattgttttggagcaaggat  
atttattttatggttaacaggaanaacttctactgttaaggtacttttaa  
tataaaaaagtttgatcttatgaaatgaatgaagaagcaataagttta  
ttaaacataaatttccagatctttcatctgaagcacatcgtcgaatgata  
tgggcatatttttagtactcaaatcaagttttatcatcaactaatgaaca  
cgatattgatattatgcgccacaatttagtagcttatctccttaaacagg  
ataaatcataaaaaggaatacttttattcccaaaagagataagattgca  
ttttttattttaaaaaattttggtttaagacatcgtaatggttggaa  
tttatattttaaaaatgacaagataaaaacaataatgaaagataaaaaata  
atgaaaactgctacaattactttacattcagcacataaataatggatctat  
cttttctacagtcatttgctttgcagagaaagataaatatctatgggatat  
gataacgaaattataaattatattccactcaaatgctcgtagttttaag  
aaccaagtgcaaaagattattaagggttaacaacgttacgattggtgctac  
ggccgcaacgccaagaagccgctgaatacgttgattgggctagttgctg  
gcttgctataggatttgtttatgcagcgattcggatgctcacggatcgcc  
gcttcacgaagctgatttcttaactgatgaattaggattgactagttta  
ggcttgggtaacctcaacatcaccattcaatgaagaacaggccttgaa  
tctgaacgggtggctatcatacgcataaacgatcaaacatcttcacaagcga  
tgaacagagtttaggaggggtgctagatgtttaaacgtaaaagaaagaata  
taacgactacggcaccaattaatctcaccacgattaatgaacctatgctg  
gtcattactgagcagattaaaacaattcgaaccaatatacaatttgcggc  
tactgaccataagctacgaactttgatgggtgacttcggccatgcttggcg  
agggtaaatcgacagtaagtggttaacttagcagtgaggatgccaaggaa  
ggaaggcaagcaagcttactggctgatgctgacttcgacgaccaacga  
ttcataagacatttggccttaaaaaccataagggttaagttcatgggtta  
gccaatcagattgacgatgtgaatgatgcaattcatcccgtcattggcaa

-continued

tctataattgtataaatagtagtataactttataacaatggagtgtttta  
atgaatcttttgttttagtcaatgtcacattacattgaaaatttaaaaaat  
gtaacttttttgcgtgtgaatagctatgtacaatgattttctgggtggca  
gactaatcaagtataaaaatagcttataactagttgacaacatcccgtgata  
attattaacttatcaagtaacaggccaaaatactggagcttaacaggaact  
gttagaatatgattttatataattaggagtagaataaagagatgaatcca  
ttaatatcaattattggttccaacataataatgtgaaaaatataataggac  
atgtattgaatcaatcttagctcaaacatatacgcaatattgaagtcatta  
tagtaaatgatggtagcacagatcagtcgctagcagtaatttccgattta  
atctgtagtcatcataatattaaggtaatcaacccaaaaaaccaaggatt  
atcagtagctcgaaacactggatttgatgcccgaactggtaaatatatag  
ctttttagatgcagatgacaaaattaagccagactttgtagctcgctc  
tatcaaatgctgacaaaacaggagctgacatgtgctggtggtcatttgcg  
agactttaatggcaatattcctaaggtgggttccagatttcaatgctc  
caaccaattatgggacaatagtagtagcaattcttatccagcaacata  
tctttttagtgggtcgagtagctatagggctagattttatataatagtaa  
tcatatacgatttacaccagggttctatttgaggatgcagattttaca  
taagagcttatatgctcgttaagtagttgctacatcacctgaaccaaat  
tatgcatatagaataaatcgtccaggaagtagtaaacacacaaaaccac  
aaaaatgccccaaaaatgtctctttcagaagaaaaattatatacaaat  
ttattagtagtttaagcatgaaaaatctgatgttttatgtagtttaatt  
ctaaagtctatttatgcatgatgagagattggacgggaattattgtgag  
gaataacctatcgttggataggaagaacagttgttttgatactgctctca  
ctctaataaaaagaaataataaattctaggcccttaaaagaaaaaatcaaa  
tttttaacaaagggttattattttaaggcgaaaaaccattaagccgttaa  
acgaaaatccaaagggttcatatacaattatggttaattatggatttttta  
tatcttcaatgggttcaataactgaatttgattatcttgttttaagt  
aatgtgaagtcattcgggttaaggggagcttttgatttctagttagcta  
tctggacagatgtaagtgtaattacagtggaaggcagatgaaaacttat  
taaaagttatctgcttgattaagaatggtaagatttccacatctatata  
cttttattagaacttaggtggacaggaggaccaatttttaactcttctct  
gttatatagttttgtttaatattttcgggaggattattaatgcaata  
gtaaaaattatctttataatgcaatgtatcaggctctttataattatgt  
gccattactaccattccttatttgcagaatttgggcccctcaggta  
ttggaattaactcatataccaattctattgttcagatatttgttttatt  
ggtagtagtagtgggttggatgggaatcgtcagattgcctttgttag  
ggataatcagggtcaaatgtctaaagtcttttatgaaatatttatttaa  
gactattaacaatagtttagcatatttattgttcggtgcttttttaacc



-continued

attaatggtcagtatcatgaataactatgtgtttcaatccattgctatagt  
tgcagctgcatttgatctctctgggtttttatgggaattgaaaatttta  
aagtaactgtattaagaaattttatagttcagttacttgctctattcagt  
atcttctctatgtcaaactcttacaatgatttgaatataatattgat  
aacagttttatctacattaattggtaatttaacttttttcccaagtttac  
acagatatctcgtaaaggtaactatcgtgaattaaggccaataaagcat  
ttaaagcaatctttagttatggttatcccacaaattgctgtccaaattta  
ttgggttttgaataaaacaatgttaggttcattggattctgtcacgagct  
ccggctttttgatcagctctgataaaaatagttaaactggttttggctatt  
gctagtgcacaggtactgtcatgttgccacgtgttgcaaatgcctttgc  
acatagagagtatagtaaaatgaaggagtacatgtacgcaggtttttctt  
ttgtgtcggcaatttcgatctctatgatgtttggctctgatagctattact  
cctaaattcgtgccactttttttacatctcaatttagtgatggtattcc  
tgtgtaaatgatcgagtcaattgcaattatttttatagcttgagcaacg  
caataggtaaatcaatatctttaccaactaatcaaaaatagtcataaca  
gtgtcgggtgttcattggagcgatagtcatttaattgtaaatattccact  
gattatataatctaggtgctgttggtgcatcaattgcaactgtaatttctg  
aaatgtctgtaactgtgatcaactttttataattcataaacagcttaat  
ttgcatcacactgttttcggatttatctaaagtatttaattgcaggattagt  
gatgtttctaatgtctttaaattagtttgtaaacaccgacatcttgga  
tattcattctgttggaattactgtgggcataattatttatgttggtttta  
ttaatatttttaaggcagaaataattaataaactaaagtttattatgca  
taaatagaggtatggatttaggtacctgcttttaggatttttaattcaaa  
ggatttaggtacttatggttactttaattcgattgtgacctactttatcc  
ttttggcaacttttaggtgttgctaaactatggtaactaaagagatttcagga  
catcgaaaggatattcgtaaaaatttctggggatttataccctccaatt  
gattgagactattttctctctgtcttgatacatcattatgtttgttct  
ttcttggtatgcaaaaataggtggcttatatcttaggattaaagcttgata  
tcgaaaggaatggatattcttggttattccaaggtttggaggattttcg  
tcgtattaccgcaaggaatacaacggtaaaaggttttaggagttatttcta  
tcttctatgtgaaaacacctgggtgatttctctatgttttctta  
ttgaccttctttgaattgcttgggcaattaagtataatggttaccagcgag  
accttacattggaaaaccacaatttgatttatcctatgctaagaaacatc  
ttaaacctgttattttgctgtttctccctcaggttgccatttccactatac  
gtgactttggatcgtacaatgttgggtgccttgcacgacaaatgatgt  
agggatttatgatcaggctttgaaaataattaatattttgttgacgttgg  
tgacttcattgggaagtgtaatgcttccaagggatctgggtcttttatct  
aacggagatcataaggccgtaacaagatgcatgaattctctttcttgat  
ttataatcttgatgttttccgataatagcaggtctcttgattggttaata

-continued

aggattttgtgagtttcttactagggaaagatttccaagaggcttatctt  
gccattgctattatgggtctttaggatgttctttatcgggttgacaaat  
tatgggaatccagattttgattccatataataaacatcgtgagttcatgc  
tctctacgactattccggctgttgcagtggtggacttaactctcttgta  
atctctccatttggtttgttggggctcattgtatcagtttaacag  
aggctttggtatgggttattcaattgaatttttcaaggatattcatcaa  
gatgtgtcaatccttccagccatatacaaaaattatcttagcatcagttgt  
catgtatcttgactctttgtcttaagatgtttgtgcaattgaaaccaa  
tgctaaatgtagcagtagatgggtcttgcgggtgctatcatttatattgtc  
ttgattatgtcttacgtgtcgttgatgaaagacttgaagcaacagtt  
aatgaaaaactaaggagaaaaatagtcagattatcttatcgttggtgct  
ggtttgctcggagcaatcttcgcacatgaagctacaaaacgtggcaaaa  
agtaaaagtgttgacaagcgtgatcacattgggtggcaatatctactgtg  
aagatgttgaaggtattaatgttcacaagtatgggtgctcacattttccat  
acctcaataaaaaagtttgggattatgtcaaccaatttgctgaatttaa  
taactatatacaactaccaattgctaactacaagggcagctctttataacc  
ttccatttaacatgaatacattttatgctatgtggggcactaagactcct  
caagaagtaaggacaagattgctgaacaaacggctgatgaaagatgt  
tgagcctaaaaacttggagaacaagctatcaagttgatggaccagata  
tctacgaaaagttgatcaaggatacactgaaaaacaatggggacgttct  
gccacagacctgcctcctttcatcatcaagcgtcttccgggtcgtctaac  
ttttgataacaactactttaatgaccttaccaggaattccgatcgggtg  
gttacaatgtcatcattgaaaatagcttggagatgtagaagttagagctt  
ggagttgacttctttgccaatcgtgaagagcttgaagcttcagctgaaaa  
agttgtctttacaggaatgatgaccagctactttgattataaacatgggtg  
agttggagatcgcagctctcgttttgaacacgaagcttggatgaagaa  
aatcatcaaggaaatgccgtgggtcaactacacagagcgtgagattcctta  
tactcgtatcattgagcataagcacttcgagtaggtacacaacctaaaga  
cagttatcacacgtgaataaccagctgattggaaacgtggagatgaacca  
tactaccaatcaatgatgaaaagaacaatgccatggttgctaagtacca  
agaagaagctgagaaaaatgacaaggttatctctgtggacgtcttgag  
attataaatactacgacatgcacgtggtcattgagcgtgctctagaagtc  
ggtgagaaagaatttatttaataaataatggctctttgtcaactgtagtg  
ggtgacgaaaagctaacatctagagaggaccggataggtcctctttttat  
gtatgttcagtgatgaagacacgtttcttaaagttgatgaagtttcta  
aaaccgaagcccaaccgtttgatgtctttgatcaacttattagtcgcttc  
aagttttgcgtttggatagtcggtttctagtgcgtttttgatgtattgct  
tgtgtctaagaaaagtcctaaagacagtttgaaaatagtgattgaccttg



-continued

ctcctatcttctctatcaggtcaaagaactcatctactctctctctctg  
aaagtgaaaaagcaaaagctgataaagtgtatagtagtcagtaagctctt  
ttgaaaagactagtgctctcgcaacaacttcatgtggtgctaaagttgg  
cggaaagctcttgaataaaaagaattgagagatagttacagctgtcctt  
ttggaagagtcgccagtgatcttcaaggctcgatagggtagtgacttct  
tatcgaattagttcatgattgcaattctagtcctttaaagtgtttacca  
aggtgctggatgatgtggaacgatcaagaacgatttttgcggttgga  
gagctgcgggctagtgggatataagctccagacttatccatcgtgata  
actgtacctgttatcggactttcaatggatacttcaaaagtagttcgt  
tagtagtttggcggcgattatcaaggatggttatgagttggtttgtct  
taattctgcgccacaaaagccaattccccttcttgaacccaaactcat  
ccaggacataacagcagggagtttgtcataatgcttcttgaagtaaa  
gatcaagcttacgatagacagtgacgctcgacacacgaagtcttcttgc  
atatcagttagtgacactttctcagttaggagttgttaacttttgg  
gactagattggagatttggtagttttctcaacgatagatgtctcagct  
ccgtgactctcctacaatttttcaactggaaacgacgtttttcagacgt  
agtagagttggcggtcccgcttgcgcgagaagaggatttttagattttt  
ttgaaagtcattttgatcatcttcttggcagtgaggacatgatggtg

-continued

tagggaatcaagttttgcttgaatctcgatagtagtgtagttcaaaa  
acaagtgaaataatgatattttggtctttaaactccgattaattctgtggt  
attcttaataggtctcataagttcttctaaggttagtttctgctgcttt  
cattatagttcttatgggactttttgtgtactcaaaaagctctataat  
ctctacagtggttttactcactacagaaattatagagccaatataatctcc  
tgtctatttttatgctacttttgggttagctcaactcaaccgcttttaa  
tctcccaacaacaataataccctatcaacaaccccaaaaattcaagata  
atatcactaatggcaaatgtgcccataaaaagataaattgaatggtttc  
aattcctaaaagtgtgaccaaactgataatgacaaactgtttgaattag  
tattgatacagtaaggccacctaaggaatgaagta

**[0301]** All publications mentioned in the above specification are herein incorporated by reference. Various modifications and variations of the described methods and system of the present invention will be apparent to those skilled in the art without departing from the scope and spirit of the present invention. Although the present invention has been described in connection with specific preferred embodiments, it should be understood that the invention as claimed should not be unduly limited to such specific embodiments. Indeed, various modifications of the described modes for carrying out the invention which are obvious to those skilled in biochemistry, microbiology and molecular biology or related fields are intended to be within the scope of the following claims.

---

SEQUENCE LISTING

&lt;160&gt; NUMBER OF SEQ ID NOS: 24

&lt;210&gt; SEQ ID NO 1

&lt;211&gt; LENGTH: 37

&lt;212&gt; TYPE: DNA

&lt;213&gt; ORGANISM: Streptococcus thermophilus

&lt;400&gt; SEQUENCE: 1

actatgtggg tataaaaaca tcaaaatttc atttgag

37

&lt;210&gt; SEQ ID NO 2

&lt;211&gt; LENGTH: 30

&lt;212&gt; TYPE: DNA

&lt;213&gt; ORGANISM: Streptococcus thermophilus

&lt;400&gt; SEQUENCE: 2

aatatctaca ggtcactaca aagctacgct

30

&lt;210&gt; SEQ ID NO 3

&lt;211&gt; LENGTH: 30

&lt;212&gt; TYPE: DNA

&lt;213&gt; ORGANISM: Streptococcus thermophilus

&lt;400&gt; SEQUENCE: 3

gttggggtgt gtttgaacg gcgtatgcta

30

&lt;210&gt; SEQ ID NO 4



---

-continued

---

<211> LENGTH: 30  
<212> TYPE: DNA  
<213> ORGANISM: Streptococcus thermophilus  
  
<400> SEQUENCE: 4  
  
tcaatcaggt gacggtgatg cttatattaa 30

<210> SEQ ID NO 5  
<211> LENGTH: 30  
<212> TYPE: DNA  
<213> ORGANISM: Streptococcus thermophilus  
  
<400> SEQUENCE: 5  
  
catacatgat agtttgtcaa cacttttgat 30

<210> SEQ ID NO 6  
<211> LENGTH: 30  
<212> TYPE: DNA  
<213> ORGANISM: Streptococcus thermophilus  
  
<400> SEQUENCE: 6  
  
tcagcatttg gtttacatga cccacgtctg 30

<210> SEQ ID NO 7  
<211> LENGTH: 30  
<212> TYPE: DNA  
<213> ORGANISM: Streptococcus thermophilus  
  
<400> SEQUENCE: 7  
  
caatcaacag gtttgactga ttataacggt 30

<210> SEQ ID NO 8  
<211> LENGTH: 30  
<212> TYPE: DNA  
<213> ORGANISM: Streptococcus thermophilus  
  
<400> SEQUENCE: 8  
  
tagctacaca tgaattttat tacaatggtg 30

<210> SEQ ID NO 9  
<211> LENGTH: 30  
<212> TYPE: DNA  
<213> ORGANISM: Streptococcus thermophilus  
  
<400> SEQUENCE: 9  
  
ccgttcttca aacgttaa at tccaaggtgt 30

<210> SEQ ID NO 10  
<211> LENGTH: 30  
<212> TYPE: DNA  
<213> ORGANISM: Streptococcus thermophilus  
  
<400> SEQUENCE: 10  
  
gctgcgatta tgacaatgct gtctgtaagg 30

<210> SEQ ID NO 11  
<211> LENGTH: 30  
<212> TYPE: DNA  
<213> ORGANISM: Streptococcus thermophilus  
  
<400> SEQUENCE: 11



---

-continued

---

gaagaattta ttaataaaga tggttctgct 30

<210> SEQ ID NO 12  
<211> LENGTH: 30  
<212> TYPE: DNA  
<213> ORGANISM: Streptococcus thermophilus

<400> SEQUENCE: 12

aggcagaaaa gaagtatttt ggtaagtatg 30

<210> SEQ ID NO 13  
<211> LENGTH: 29  
<212> TYPE: DNA  
<213> ORGANISM: Streptococcus thermophilus

<400> SEQUENCE: 13

aatgggttta tcgacaagaa aatgaagct 29

<210> SEQ ID NO 14  
<211> LENGTH: 30  
<212> TYPE: DNA  
<213> ORGANISM: Streptococcus thermophilus

<400> SEQUENCE: 14

ccaaatttgc attatacaaaa acgctccttc 30

<210> SEQ ID NO 15  
<211> LENGTH: 30  
<212> TYPE: DNA  
<213> ORGANISM: Streptococcus thermophilus

<400> SEQUENCE: 15

atcctaactg ctttgctaac tacatcatgg 30

<210> SEQ ID NO 16  
<211> LENGTH: 30  
<212> TYPE: DNA  
<213> ORGANISM: Streptococcus thermophilus

<400> SEQUENCE: 16

atcctaactg ctttgctgac tacatcatgg 30

<210> SEQ ID NO 17  
<211> LENGTH: 30  
<212> TYPE: DNA  
<213> ORGANISM: Streptococcus thermophilus

<400> SEQUENCE: 17

taacaagata agattagtcg tcttctacat 30

<210> SEQ ID NO 18  
<211> LENGTH: 41  
<212> TYPE: DNA  
<213> ORGANISM: Streptococcus thermophilus

<400> SEQUENCE: 18

ttgattcaac ataaaaagcc agttcaattg aacttggett t 41

<210> SEQ ID NO 19  
<211> LENGTH: 1169  
<212> TYPE: DNA



-continued

---

<213> ORGANISM: Streptococcus thermophilus

<400> SEQUENCE: 19

actatgtggg tataaaaaca tcaaaatttc atttgagggt tttgtactct caagatttaa 60  
gtaactgtac aacaatatct acaggctact acaaagctac gctgtttttg tactctcaag 120  
atttaagtaa ctgtacaacg ttgggggtgtg tttgtaacgg cgtatgctag tttttgtact 180  
ctcaagattt aagtaactgt acaactcaat cagggtgacgg tgatgcttat attaagtttt 240  
tgtactctca agatttaagt aactgtacaa ccatacatga tagttttgtca acacttttga 300  
tgtttttgta ctctcaagat ttaagtaact gtacaactca gcatttggtt tacatgaccc 360  
acgtctgggt tttgtactct caagatttaa gtaactgtac aaccaatcaa caggtttgac 420  
tgattataac ggtgtttttg tactctcaag atttaagtaa ctgtacaact agctacacat 480  
gaattttatt acaatgggtg tttttgtact ctcaagattt aagtaactgt acaaccggt 540  
cttcaaacgt taaattcaa ggtgtgtttt tgtactctca agatttaagt aactgtacaa 600  
cgtgctgatt atgacaatgc tgtctgtaag ggtttttgta ctctcaagat ttaagtaact 660  
gtacaacgaa gaatttatta ataaagatgg ttctgctgtt tttgtactct caagatttaa 720  
gtaactgtac aacaggcaga aaagaagat tttggtaagt atggtttttg tactctcaag 780  
atttaagtaa ctgtacaaca aatggttttat cgacaagaaa atgaagctgt tttgtactc 840  
tcaagattta agtaactgta caaccctaat ttgcattata caaacgctc cttcgttttt 900  
gtactctcaa gatttaagta actgtacaac atcctaactg ctttgctaac tacatcatgg 960  
gtttttgtac tctcaagatt taagtaactg tacaacatcc taactgcttt gctgactaca 1020  
tcatggggtt ttgtactctc aagatttaag taactgtaca actaacaaga taagattagt 1080  
cgtctcttac atgtttttgt actctcaaga ttttaagtaac tgtacagttt gattcaacat 1140  
aaaaagccag ttcaattgaa cttggcttt 1169

<210> SEQ ID NO 20

<211> LENGTH: 17387

<212> TYPE: DNA

<213> ORGANISM: Streptococcus thermophilus

<400> SEQUENCE: 20

gctgagccag cttactagcg tacaggcacc tactaagggt gataagaaca atatcgaggt 60  
cttgatgtca gctctcaaaa aagataaaaa agttgatggt aaagttgatg atgttgcttc 120  
atatcaagaa gcttatgata atctcaagtc tggcaaatct aaagctatgg tcttgagtgg 180  
ctcttatgct agcctattag agtctgtcaa tagtaacctt gcttcaaatc taaaaacaat 240  
ttatacttat aaaattaaaa agaagaataa caactctgca aaccaagtag attcaaaagt 300  
cttcaatatt tatattagtg gtattgatac ctacggttcg atttcaacag tgtcacgctc 360  
agatgtcaat attattatga cagtaaacat gaatacacat aagattctct tgacgactac 420  
tccacgtgat gcatacgta agattcctgg tgggtgggca aaccagtatg ataaattaac 480  
ccacgcaggt atttatggtg ttgaaacatc tgaacaaact ctggaagatc tatatggtac 540  
taagattgat tactatgcac gaattaactt cacatctttc cttaagttga ttgaccaact 600  
tgggtggtgtg acagtccata atgatcaagc tttcacaagt cttcatggga agtttgattt 660  
cccagttgga gatatccaaa tgaattcaga gcaagcactt ggatttgctc gtgaacgcta 720



-continued

---

tagtttagat	ggcggagata	atgaccgtgg	taaaaaccag	gagaaagtca	tttctgcat	780
tgtaacaag	ttggcttctc	taaagtctgt	atcaaacttt	acttcaatcg	ttaataatct	840
ccaagactct	gttcagacaa	atatttcttt	ggataccatt	aatgctttgg	ctaatacaca	900
acttgattca	ggctctaaat	ttacagtaac	gtctcaagca	gtaactggta	caggttcaac	960
cggacaattg	acctcttatg	cgatgccaaa	ttctagtctt	tacatgatga	aactagataa	1020
ttcgagtgtg	gcaagtgcct	ctcaagctat	caaaaatctg	atggaggaaa	aataagtgat	1080
tgacgttcac	tcacatattg	tttttgatgt	tgatgatgg	cctaaaactt	tagaagaaag	1140
tttagacctc	attggtgaaa	gttatgccca	gggggtacgt	aagattgttt	caacatccca	1200
tcgtcgtaag	gggatgtttg	agactccaga	ggataaaatt	tttgccaact	tttctaaggt	1260
aaaagcagaa	gcagaagcac	tttatccaga	cttaactatt	tattatggag	gtgaacttta	1320
ttacacccta	gacattgtgg	agaaaactga	aaagaatctc	attccgcgca	tgcaacaac	1380
tcaatttgct	ttgattgagt	ttagtgtctg	cacatcttgg	aaagaaattc	atagtgggct	1440
tagtaatggt	ttgagagcgg	gggtaacgcc	tattgttgc	catattgagc	gctatgatgc	1500
cctcgaagaa	aatgctgatc	gtgtagaga	aattatcaat	atgggctgct	atactcaagt	1560
caatagctca	catgtcctca	aaccaagct	ctttggagat	aaagaaaaag	taagaaagaa	1620
acgtgttcgc	tttttcttgg	agaaaaattt	ggttcatatg	gttgctagcg	acatgcataa	1680
tcttgggccg	agaccaccat	ttatgaaaga	tgcttatgaa	attgttaaaa	agaactacgg	1740
ctccaaacgt	gctaagaatc	tttttattga	aaatcccaaa	acattactag	aaaatcaata	1800
tttataggag	atattatgaa	tcaagataac	actaaaagtg	atgaaatcga	cgtactagca	1860
ttgctacata	aactttggac	gaagaagctt	ttgattcttt	tcacagcttt	ttatttcgct	1920
gctttcagtt	tcttaggtac	ttatttcttt	atccaaccaa	catatacatc	aacaacgctt	1980
atctatggtg	ttaatcaggc	aacagataat	aataatcttt	ctgctcaaga	tttgcaagct	2040
ggtacctatt	tggcaaatga	ctataaagag	attattacat	caaatgatgt	attatcagaa	2100
gttattaaag	atgaaaaatt	gaatttgagt	gaggcagaac	tgtctaaaat	ggtttcagtt	2160
aatattccta	ctgatactcg	tcttatttca	atctctgtta	atgctaaaac	tgggtcaagat	2220
gcgcaaacac	ttgctaataa	ggttcgtgaa	gttgcttcaa	aaaaaatcaa	gaagggtgaca	2280
aaagttgaag	atctcacaat	gctcgaagaa	gctaaattgc	cagagtcacc	atcttcacca	2340
aatatcaaac	ttaatgtgct	tcttggggca	gtgcttgag	gattccttgc	agtggttgg	2400
gtattggtac	gtgaaatcct	agatgatcgt	gttcgocgtc	cagaagatgt	ggaagatgcc	2460
cttggaatgg	cacttcttgg	aattgtccct	gatacagata	aaatttaagg	agaagaaatg	2520
cctctattaa	agttagtaaa	atctaaagta	aactttgcc	aacaaacaga	agagtattac	2580
aatgccattc	gcacaaatat	tcaattttct	ggtgctcaga	ttaaagtgat	tgcgattagc	2640
tctgttgaag	ctggtgaagg	aaaatcaacg	acatctctta	acttgccgat	ttcatttgc	2700
agtgttgggc	tccgaacact	tctgattgat	gctgatactc	gtaattctgt	tttttcaggt	2760
acatttaaat	caaatgagcc	ttataaaggt	ctttcaaaat	ttctttcagg	aaatgccgat	2820
ctaaatgaaa	cgatttgcca	aactgatatt	tctggtttgg	atgttattgc	atctggctct	2880
gttccacctc	atccaacaag	tcttttgcaa	aatgacaatt	ttagacattt	gatggaagtt	2940
gctcgtagtc	gttatgatta	tgatcatc	gatacaccac	cagttggttt	ggttattgat	3000



-continued

---

gcagttatta	ttgcccata	ggctgatgcc	agtcttttgg	ttacagcagc	tgggaaaatc	3060
aaacgtcggt	tcgtaactaa	ggccgctcga	caattggaac	aaagtgggtc	tcagttctta	3120
ggtgctgccc	ttaataaagt	tgacatgaca	ggtgataaat	atggatcata	tggttcttac	3180
ggatcatatg	gttcttacgg	atcatatggg	gagtacagga	aaaaaacaga	ccaaactgaa	3240
ggtcattcaa	gagcacatcg	tcgtagaaaa	ggatagcatt	aatgggggatg	atgctggctcc	3300
ttatacctta	acagattaaa	aaggggttta	gagtgaaaga	aaaacaagaa	attcgtcgca	3360
ttgaaattgg	tattatacag	ttggttgtgg	ttgttttgcg	agccatggta	gctagtaaaa	3420
taccatatac	agagattacc	caaggaagta	ttgtcctttt	aggtgctgta	catgtagtgt	3480
cttactatat	cagtagttat	tatgaaaatc	ttaagtatag	aggctacttg	gatgaactca	3540
ttgcaactgt	caaatattgt	ttcatatttg	ctctaattgc	aacatttctc	tcgttttttg	3600
cagatggaag	tttttcaatc	tcacgtcgcg	gacttcttta	cgtcaccatg	atttcaggtg	3660
ttctcttata	cgttacaaat	actgttctta	agtatttccg	ctcatctatt	tatacacgtc	3720
gtaaaagtaa	caagaatatt	ctcttgatth	ctgatcaggc	acgtcttgat	aatgttttgt	3780
ctcgtatgaa	agacaatatg	gatggtagga	ttacagcagt	ttgtgtcttg	gataatcctt	3840
atthtactga	tccatttata	aagagtgtta	aacctgaaaa	tttgattgaa	tatgctgacac	3900
actcagtagt	agaccaagtt	ttgattaatc	tgccaagtgg	gcagtataag	atttgggatt	3960
atgcatcacc	ttttgagatc	atgggaattc	cagtttctat	taatttgaat	gcccttgaat	4020
ttatgagtca	aggtgaaaaa	cgtattcaac	aattgggtcc	tttcaaagtt	gttacgthtt	4080
caacgcaatt	ttatagctat	ggagatatct	tggcgaaaacg	tttctctgat	atctgtggag	4140
ccctagttgg	tttgggtgctc	tgtgggattg	ttggaatctt	cctttatcca	cttattcgta	4200
aggatggtgg	gccagccatt	tttgctcaag	accgtgtggg	agaaaatgga	cgtatcttta	4260
agthttataa	attccgttct	atgtgtgttg	atgctggaaga	aatcaagaag	aatthgatgg	4320
cacagaatca	aatgtctggt	ggtatgtthta	agatggacaa	tgatccacgt	attaccaaaa	4380
ttggacgtht	cattcgtaaa	acaagtcttg	atgaacttcc	acaattthtg	aatgtcctaa	4440
aaggtgatat	gagcttggtt	gggacacgtc	ctccaacagt	tgatgagtat	gaaaaatata	4500
cacctgaaca	gaaacgtcgt	ttaagthttta	aacctgggat	cactggctctt	tggcaagtaa	4560
gctgtcgaag	tgaattact	gattthgatg	aagthgtaa	actagacgth	gctthtttg	4620
acggatggac	aatctggcgt	gatatacaaa	tcttattgaa	aacaattaaa	gtagtagtaa	4680
tgaaggatgg	agcaaagtga	tggctthcac	cattthcttht	aatggthgatt	aatgacaaa	4740
aacagthttat	atcgttggtt	ctaaggggat	tccagcaaaa	tatggthgat	ttgagacctt	4800
tgttgagaag	ttgacagagt	tccaacaaga	caaagatata	caatattatg	tagctthgat	4860
gctgggaaaac	tctgcaaaat	cagacattac	agcagatgat	tttcaactt	cgcaacagaa	4920
ccctaaaaag	aactccctaa	cggctcgtggc	tactthgtht	agtctaaaca	ctthgaaatag	4980
tcctacaagc	tcatagthtc	cctthtatta	gthgthtcaa	ggccaattct	atthtttgaa	5040
gctgaaagaat	atggggagcgt	ccttcttht	ttactgatata	gtaaacctgg	aattactggt	5100
tattggacga	cacatggtcg	aagthaaagth	ctthttctctc	aacgagcaga	thtagaactc	5160
tattatctcc	aatattacag	caccaagaac	gacatcaagc	thctaatag	tacaattthca	5220
caaatcatta	acggattgga	cgtthactaa	aaaattaatg	aaaaaatatt	tgaatcata	5280



-continued

---

actcgaaaaa	tattaaaga	ttagatatgt	atcataaac	ccgaattgct	agttaatttc	5340
attggaaaat	aaataagtcg	tgctatccta	atcttaaacc	actaagcatt	agaaagcgca	5400
cgacttatat	gacttataat	agcacacttc	caaaagtttt	tgtttattta	ctgacaacca	5460
ttgagacgct	ttatcaaacg	agtgttcccc	ttgaggttca	aaaccgaaag	aacgtccatc	5520
tcgcaacatc	agattgctta	gttatcgctt	gttacctatg	gggcgtactg	catttttagtg	5580
aaacgcttaa	agcaaagcac	caattggctc	aaagtttatt	tcctaatttc	ctagaatatt	5640
ctcactttgt	ccgccgttgt	aatgccctct	taccgagtat	ccaagtcatt	cgccaagcac	5700
tcgtatttaa	agaggttgaa	ggaattagtg	tatccattat	tgacagcttc	cccattcctt	5760
tgtgtcagtc	tattcgtaat	ttcagaagca	aagtctctgg	agattatgca	aatggtggct	5820
acaatgctac	aaagggacag	tacttctatg	gatgtaaag	tcattgctta	gtcagtgaat	5880
caggctatgt	catagactac	acaattactc	ctgcttcaat	ggctgatagt	tcaatgaccg	5940
aggaagtgtt	gagtcaattt	gggacaccaa	cagtccttgg	agatatggga	tatttaggtc	6000
agtcactgca	tgataggctg	gaattaaaag	gaattgatct	aattacacct	gtcaggaaga	6060
acatgaagca	aaagaaaatt	cttttcctta	atttttcaaa	acgtagaaaa	gtgattgagc	6120
gagttttctc	ttttttgaca	aatctaggag	ctgagcgttg	taaaagtcgt	tcgcctcaag	6180
gttttcaatt	gaaattagag	atgatacttt	tagcgtattc	tttactgtta	aatcagcta	6240
aatcactgga	accagagact	ttaagatatt	ctatcgggta	tcaagtcatg	gctaaataat	6300
caactagcaa	ttcgggtatc	ataaaggagt	gatttaatga	aaaaaattac	aatagcagtt	6360
gcaacgcata	aaaaatatca	aatgccaaaa	gataatattt	atctaccaat	tgaatgtgga	6420
gcagttttta	gaaaaaatca	cctagactat	attgctgatg	atagtggaga	taatatttct	6480
gaaaaaaca	agaattattc	agagttaaca	gcactatatt	ggttatggaa	aaataatgat	6540
tctgagtata	aaggattagc	acactataga	cgctattttt	cagataaaaa	ggtgagtatt	6600
ttttctacag	gtaattttga	taatatactt	gataggacgg	tacttgagga	acatttagag	6660
aagtttgata	ttatacttcc	caagcttcga	cattactata	ttgaaacaat	agaatctcac	6720
tataaacata	cgcatthtga	aaaagattta	ttagcaacag	aagaaataat	taaaaaacta	6780
tatcctgact	atcttgattt	ttattatagt	gcactaaaaa	gaaaatctgc	tcatatgttt	6840
aatatgttta	ttatgaaaga	taaatatttc	aataattatt	gtgaatgggt	atthttcgatt	6900
ctthttgaa	tagaaaaagt	actagatatt	tcagaatatt	ctccctttca	tgcaagagta	6960
tttggtcgtg	tgagtgaaat	tttattagat	gtatggattt	tcaagaataa	tttaaatttc	7020
actgaaattc	cagttatggt	tatggaaaag	caaaattggt	gggataaatc	taaaagattt	7080
atthttgcaa	agctthttcaa	caaaaaatat	tattagacta	ggagaaataa	attgcttaca	7140
atcggataaa	ttttaataat	ttttatgact	atthttcgatt	attatataca	taaaacagta	7200
ttttctccgg	tctttatggt	taattcactc	tttttattaa	taatattctt	ttcttctatg	7260
aggttatata	atthtgagaga	atattctatc	aatcaatag	aagtaattgt	gthtagggatg	7320
atattcttct	ctthtaggagt	atthttgtact	cgatttgtht	ctcatgaatt	tttaaaaaat	7380
caaaaataatg	ttattaatta	cgatgataat	ttaaagttaa	attggacttt	tttaaaaaat	7440
ctthttgatag	ttgtaaccac	aggaaacgta	ttctctatta	ttthttcctt	gaaattcctt	7500
ttaggaggag	gthtcatactt	agaattgaga	aatatgatat	tgggatataa	tggagctgaa	7560

-continued

---

ccacttatta	cgaatcctct	cgtaaatata	ttaacaagat	atatatcggg	accagggttg	7620
actgctttga	tcccattttc	tatTTTTTTT	ctaattagga	aaaaaacat	taaattttcc	7680
ttaattattt	tattgaatct	tgTTTTggca	acattatcat	ccggtagtag	aattttactt	7740
gtatatacta	ttattcaatt	gtttatagga	ttatcttatt	caaaaaaaaa	tataccaaaa	7800
aaaattaaga	aagtagtcat	aatatcaagt	attatatattt	ttatatctat	aattgtctta	7860
tctaacaatca	gaagttctaa	cagtatatat	agagcgtttt	atgcataactt	ttcgggcctt	7920
gtagttcttt	tatctacttg	gatgactgat	gttgataactt	ataatattca	ttcacatgga	7980
ttaggattta	tttatcccat	cacatatcta	ttaaattcat	tttgtaattt	aataggaatt	8040
cctaactcga	tgTTGGctaa	tgTTGtcatg	tgGcaaggaa	tgCctcagaa	tgattgggta	8100
ggcgtattcc	ctaatcaatc	gatgaacgct	tttagtacac	ttttctattt	tttctataaa	8160
gattttcgag	aatttgaggt	tgcttgcttt	tctttccttt	ttgggagtat	ttgtggtttt	8220
atttatttta	aagcgtttat	cgaaagaaaa	agtaaatac	tagtctatta	tttattaggg	8280
gtacaggcaa	ttatcggatc	ttttattatt	tgGcaattgg	ggagtactgc	gtttttctta	8340
agtattgtat	ttacaatatt	aagtctgaaa	tcaaagaaat	cataactata	gaaaaggaga	8400
taaaatatga	caatcagcat	agtaatccca	gtttataatg	ttcaagatta	cataaaaaag	8460
tgtctagatt	ctatattaag	ccagacattt	tcagatttag	aaattattct	tgTTgatgat	8520
ggttctactg	acttgagtgg	aagaatttgt	gattattatt	ccgaaaatga	taaacgtatt	8580
aaagtaatcc	acacagcaaa	tgGGGGacag	tcGgaagcaa	ggaacgttgg	aatcaaaaat	8640
gccacatcag	aatggataac	atttattgat	tctgatgact	acgtttcttc	tgattatata	8700
gagtatttat	ataatttgat	tcaagtacac	aatgcagata	tttcaatagc	tagttttacc	8760
tatatcacac	ctaaaaagat	aattaagcac	ggtaacggtg	aagtagctct	tatggatgca	8820
aaaactgcaa	ttcggagaat	gttactgaat	gaaggtttcg	atatgggagt	ttgggggaaa	8880
atgtatcgaa	cggagtattt	taataaatat	aaattcgttt	caggaaaact	atttgaagat	8940
tctttaatta	cataccagat	atTTTcagaa	gcttcaacaa	ttgtttttgg	agcaaaggat	9000
atttattttt	atgTTaacag	gaaaaattct	actgttaatg	gtacttttaa	tataaaaaag	9060
tttgatctta	ttgaaatgaa	tgaagaagca	aataagtTTa	ttaaacataa	atttccagat	9120
ctttcatctg	aagcacatcg	tcgaatgata	tgGcatatt	ttagtacact	aatcaagtt	9180
ttatcatcaa	ctaatgaaca	cgatattgat	ttatatgcgc	cacaattagt	agcttatctc	9240
cttaaacagg	ataaattcat	aaaaaggaat	acttttattc	ccaaaagaga	taagattgca	9300
ttttttattt	taaaaaattt	tggtTTaaag	acatatcgta	atgTTtgaa	tttatattta	9360
aaaatgacaa	gataaaaaca	ataatgaaag	ataaaaaata	atgaaaactg	ctacaattac	9420
tttacattca	gcacataata	atggatctat	cttttctaca	gtcatttgct	ttgcagagaa	9480
agataaatatc	tatgggatat	gataacgaaa	ttataaatta	tattccactc	aaattgctcg	9540
tagttttaag	aaccaagtgc	aaaagattat	taaggTTaac	aacgTTacga	ttgttgctac	9600
ggcgcgaacg	ccgaagaagc	cgctgaatac	gttgattggg	ctagttgtcg	gcttgctata	9660
ggatttgttt	atgcagcgat	tcggatgctc	acggatcgcc	gcgTtcacga	agctgatttc	9720
ttaactgatg	aattaggatt	gactagttta	ggcttggtta	accatcaaca	tcaccattca	9780
atgaagaaac	aggccttgaa	tctgaacggt	ggctatcata	cgcataacga	tcaaacatct	9840



-continued

---

tcacaagcga	tgaaacgagt	ttaggagggt	gctagatggt	taaacgtaa	gaaaagaata	9900
taacgactac	ggcaccaatt	aatctcacca	cgattaatga	acccatgtcg	gtcattactg	9960
agcagattaa	aacaattcga	accaatatca	atthttgcggc	tactgacat	aagctacgaa	10020
ctttgatggg	gacttcggcc	atgcttggcg	agggtaaatc	gacagtaagt	ggtaacttag	10080
cagtggagta	tgccaaggaa	ggaaggcaag	caagtcttac	tggtcgatgc	tgacttgcca	10140
cgaccaacga	ttcataagac	atthggcctt	aaaaaccata	agggattaag	ttcatgggta	10200
gccaatcaga	ttgacgatgt	gaatgatgca	attcatcccg	tcattggcaa	tctataattg	10260
tataaatagt	atgtatactt	tataacaatg	gagtgtttta	atgaatcttt	tgthttagtca	10320
atgtcacatt	acattgaaaa	tttaaaaaat	gtaacttttt	tgctgtgtaa	tagctatgta	10380
caatgatttt	ctgggtggca	gactaatcaa	gtataaaata	gcttatacta	gthgacaaca	10440
tcccgtgata	attattaact	tatcaagtac	aggccaaaat	actggagctt	aacaggaact	10500
gttagaatat	gattttatat	aattaggagt	agaataaaga	gatgaatcca	ttaatataca	10560
ttattgttcc	aacataaat	gthgaaaaat	atattaggac	atgtattgaa	tcaatcttag	10620
ctcaaacata	tcgcaatatt	gaagtcatta	tagtaaatga	tggtagcaca	gatcagtcgc	10680
tagcagtaat	ttccgattta	atctgtagtc	atcataatat	taaggtaatc	aacaaaaaaa	10740
accaaggatt	atcagtagct	cgaaacactg	gtattgatgc	ggcaactggt	aaatataatg	10800
ctthttgtag	tgcatatgac	aaaattaagc	cagactthgt	tagctcgctc	tatcaaatg	10860
ctgacaaaac	aggagctgac	attgtgcgtg	ggtcatttcg	agactthaat	ggcaatattc	10920
ctaaaggctg	ggttccagat	ttcaatgttc	caaccaatta	tgthgacaata	gtattagacc	10980
aattcttata	cagcaacata	tctthttgtag	thttggtcgag	tatctatagg	ctagattthta	11040
ttaatagtaa	tcatatacga	tttacaccag	ggattctatt	tgaggatgca	gattttacaa	11100
taagagctta	tatgctcgct	aagttagttg	ctacatcacc	tgaaccaa	tatgcatata	11160
gaataaatcg	tccaggaagt	atattaacca	caaaaaccac	aaaaaatgcc	caaaaatgt	11220
ctctttcaga	agaaaaaatt	atatacaaat	ttattagtat	gttaaagcat	gaaaaatctg	11280
atgtthttatg	tagthtaatt	ctaaagtcta	thttatgcatg	tatgagagat	tgthgacgggaa	11340
ttattgtgag	gaataaccta	tcgthtgata	ggaagaacag	thgtthttgat	actgctctca	11400
ctctaataaa	agaaataata	aattcttaggc	ccttaaaaga	aaaaatcaaa	thtttaacaa	11460
aggthattat	tattaaggcg	aaaaaccatt	aagccgttaa	acgaaaatcc	aaagggttca	11520
tatacaatta	tgthtaattat	ggattthttta	tatcttcaat	ggthtcatta	atcactgaat	11580
thgattatct	tgthttaatg	aatgtgaagt	cattcggtta	aggthgagct	thgattthgtc	11640
tagthtagcta	tctggacaga	tgthtaagtgt	taattacagt	gaaggcagat	gaaaacttat	11700
taaaagthtat	tctgcttgat	taagaatggt	aagatttcac	catctatata	ctthttattag	11760
aacttaggtg	gacaggagga	cccaatthttt	aatccttcc	gthtatatagt	thttgtthta	11820
tattthttcgg	gaggattatt	aatgcaaata	gtaaaaaatt	atctthtataa	tgcaatgtat	11880
caggtctthta	taattattgt	gccattactt	accattcctt	atthgtcaag	aattthttggc	11940
ccttcaggta	thggaattaa	ctcatatacc	aattctattg	thcagthttt	tgthttattt	12000
gthtagtatag	gagthcgthtt	gthtgthgaa	cgthcagthttg	cctthgttag	ggataatcag	12060
gthcaaatgt	ctaaagthctt	thtatgaaata	thttattthta	gactattaac	aatatgthta	12120

---

-continued

---

gcatatztat tgttcgttgc ttttttaacc attaatggtc agtatcatga atactatztat 12180  
tttcaatcca ttgctatagt tgcagctgca tttgatatct cttggttttt tatgggaatt 12240  
gaaaatttta aagtaactgt attaagaaat tttatagttc agttacttgc tctattcagt 12300  
attttcctat ttgtcaaadc ttacaatgat ttgaatatat atatattgat aacagtttta 12360  
tctacattaa ttggtaattt aacttttttc ccaagtttac acagatatct cgtaaagggtt 12420  
aactatcgtg aattaaggcc aataaagcat ttaaagcaat ctttagttat gtttatccca 12480  
caaattgctg tccaaattta ttgggttttg aataaaacaa tgtaggttc attggattct 12540  
gtcacgagct ccggcttttt tgatcagtct gataaaatag ttaaactggt tttggctatt 12600  
gctagtgcaa caggtagctg catgttgcca cgtgttgcaa atgcctttgc acatagagag 12660  
tatagtaaaa ttaaggagta catgtacgca ggtttttctt ttgtgtcggc aatttcgatt 12720  
cctatgatgt ttggtctgat agctattact cctaaattcg tgccactttt ttttacctct 12780  
caatttagtg atgttattcc tgtgttaatg atcgagtcaa ttgcaattat ttttatagct 12840  
tggagcaacg caataggtaa tcaatatctt ttaccaacta atcaaaataa gtcatataca 12900  
gtgtcgggtg tcattggagc gatagtcaat ttaatgttaa atattccact gattatatat 12960  
ctagggtgctg ttggtgcatc aattgcaact gtaatttctg aaatgtctgt aactgtgtat 13020  
caacttttta taattcataa acagcttaat ttgcatacac tgttttcgga tttatctaag 13080  
tatttaattg caggattagt gatgtttcta attgtcttta aaattagttt gttaacaccg 13140  
acatcttgga tattcattct gttggaaatt actgtgggca taattattta tgttgtttta 13200  
ttaatatttt taaaggcaga aataattaat aaactaaagt ttattatgca taaatagagg 13260  
tatggattta ggtacctgcc tttaggattt ttaattcaaa ggatttaggt acttatgggt 13320  
actttaattc gattgtgacc tactttattc ttttggaac tttagggtgt gctaactatg 13380  
gtactaaaga gatttcagga catcgaaagg atattcgtaa aaatttctgg ggtatttata 13440  
ccctccaatt gattgcgact attttgtctc ttgtcttgta tacatcatta tgtttgttct 13500  
ttcctgggat gcaaaatatg gtggcttata tcttaggatt aagcttgata tcgaaaggaa 13560  
tggatatttc ttggttattc caaggtttgagg aggatttctg tcgtattacc gcaaggaata 13620  
caacggtaaa ggtttttagga gttatttcta tcttctatt tgtgaaaaca cctgggtgatt 13680  
tgtatctcta tgttttccta ttgaccttct ttgaattgct tgggcaatta agtatatggg 13740  
taccagcgag accttacatt ggaaaaccac aatttgattt atcctatgct aagaaacatc 13800  
ttaaacctgt tattttgctg tttctcctc aggttgccat ttcactatac gtgactttgg 13860  
atcgtacaat gttgggtgcc ttgtcatcga caaatgatgt agggatttat gatcaggctt 13920  
tgaaaataat taatattttg ttgacgttggt tgacttcatt gggaagtgtg atgcttccaa 13980  
gggtatctgg tcttttatct aacggagatc ataaggccgt taacaagatg catgaattct 14040  
ctttcttgat ttataatctt gtgattttcc cgataatagc aggtctcttg attgttaata 14100  
aggattttgt gagtttctta ctagggaag atttccaaga ggcttatctt gccattgcta 14160  
ttatggctct taggatgttc tttatcgggt ggacaaatat tatgggaatc cagattttga 14220  
ttccatataa taaacatcgt gagttcatgc tctctacgac tattccggct gttgtcagtg 14280  
ttggacttaa tctcttgta atttctcca tttggctttg ttgggtctc aattgtatca 14340  
gttttaacag aggttttggg atgggttatt caattgaatt tttcaaggat attcatcaaa 14400



-continued

---

gatgtgtcaa	tccttcagc	catatcaaaa	attatccttag	catcagttgt	catgtatcctt	14460
ggactccttg	tctttaagat	gtttgtgcaa	ttgaaaccaa	tgctaaatgt	agcagtagat	14520
ggtccttgctg	gtgctatcat	ttatattgtc	ttgattattg	tcttacgtgt	cgttgatatg	14580
aaagacttga	agcaacagtt	aatgaaaaac	taaggagaaa	aatatgtacg	attatcctat	14640
cgttggtgct	ggtttgccg	gagcaatcct	cgcacatgaa	gctacaaaac	gtggcaaaaa	14700
agtaaaagtg	attgacaagc	gtgatcacat	tggtggcaat	atctactgtg	aagatggtga	14760
aggtattaat	gttcacaagt	atggtgctca	cattttccat	acctcaaata	aaaaagtttg	14820
ggattatgtc	aaccaatttg	ctgaatttaa	taactatatac	aactcaccaa	ttgctaacta	14880
caagggcagt	ctttataacc	ttccatttaa	catgaataca	ttttatgcta	tgtggggcac	14940
taagactcct	caagaagta	aggacaagat	tgctgaacaa	acggctgata	tgaagatgt	15000
tgagcctaaa	aacttgaag	aacaagctat	caagttgatt	ggaccagata	tctacgaaaa	15060
gttgatcaag	ggatacactg	aaaaacaatg	gggacgttct	gccacagacc	tgctccttt	15120
catcatcaag	cgtcttcgg	ttcgtctaac	ttttgataac	aactacttta	atgaccgta	15180
ccaaggaatt	ccgatcgtg	gttacaatgt	catcattgaa	aatatgcttg	gagatgtaga	15240
agtagagctt	ggagttgact	tctttgccaa	tcgtgaagag	cttgaagctt	cagctgaaaa	15300
agttgtcttt	acaggaatga	ttgaccagta	ctttgattat	aaacatggtg	agttggagta	15360
tcgcagtctt	cgttttgaac	acgaagtctt	ggatgaagaa	aatcatcaag	gaaatgccgt	15420
ggtcaactac	acagagcgtg	agattcctta	tactcgtatc	attgagcata	agcacttcga	15480
gtatggtaca	caacctaaga	cagttatcac	acgtgaatac	ccagctgatt	ggaaacgtgg	15540
agatgaacca	tactacccaa	tcaatgatga	aaagaacaat	gccatgtttg	ctaagtacca	15600
agaagaagct	gagaaaaatg	acaaggttat	cttctgtgga	cgtcttgacg	attataaata	15660
ctacgacatg	cacgtggtca	ttgagcgtgc	tctagaagtc	gttgagaaag	aatttattta	15720
ataaataatg	gctctttgtc	aactgtagtg	ggtgacgaaa	agctaacatc	tagagaggac	15780
cggataggtc	ctctttttat	gtatgttcag	tgtgatgaag	acacgtttct	taaagttgat	15840
gaagtttcta	aaaccgaagc	ccaaccgttt	gatgtctttg	atcaacttat	tagtcgcttc	15900
aagttttgcg	tttgatagt	cogtttctag	tgcgtttttg	atgtattgct	tgtgtctaag	15960
aaaagtecta	aagacagttt	gaaaatagtg	attgaccttg	ctcctatttt	cctctatcag	16020
gtcaaagaac	tcatctactc	tcttctcctg	aaagtgaaaa	agcaaaagct	gataaagtgt	16080
atagtagtca	gtaagctctt	ttgaaaagac	tagtgtcttc	gcaacaactt	catgtggtgc	16140
taaagtttgg	cggaaagtct	ttgaataaaa	agaattgaga	gatagtttac	agctgtcctt	16200
ttggaagagt	cgccagtgat	ttttcaaggc	tcgatagggt	agtgacttct	tatcgaatta	16260
gttcatgatt	gcaattctag	tctttaaaaa	tgctctacca	aggtgctgga	tgatgtggaa	16320
acgatcaaga	acgatttttg	cgtttgaaa	gagtctgceg	gctagtggga	tataagctcc	16380
agacttatcc	atcgtgataa	actgtacctg	ttatcggact	ttcaatggat	acttcaaaag	16440
tagtttcgta	tagtagtttg	gcggcgatta	tcaaggatgg	ttatgagttg	gtttgtctca	16500
taattctgcg	ccacaaaagc	caattcccct	ttcttgaacc	caaactcatc	ccaggacata	16560
acagcaggga	gtttgtcata	atgtttcttg	aaagtaaact	gatcaagctt	acgatagaca	16620
gtggacgtcg	acacacgaag	tcttcttgca	atatcagtta	gtgacacttt	ctcagttagg	16680

-continued

---

```

agttgtgtaa cttttgttg gactagattg gagatttgg agtttttctc aacgatagat 16740
gtctcagcta ccgtgactct cctacaattt ttacactgga aacgacgttt tttcagacgt 16800
agtagagttg gcgttcccgc ttgctcgaga agagggattt tagatttttt ttgaaagtca 16860
tatttgatca tctttcttg gcagtgagga catgatggg tagggtaatc aagttttgct 16920
tgaatctcga tatgagtgtc agtttcaaaa acaagtgaaa taatgatatt ttggtcttta 16980
actccgatta attctgtggg attcttaata ggtctcataa gttcttcta atggtagttt 17040
cgctgctttt cattatagtt cttatgggac tttttgtgta cactcaaaaa gctctataat 17100
ctctacagtg gttttactca ctacagaaat tatagagcca atatatctcc tgtctatttt 17160
tatgctactt ttgggttagc tcaactcaac cgcttttaa tctcccaaca acaataatac 17220
cctatcaaac aacccaaaaa attcaagata atactactaa tggcaaatgt gcccaataa 17280
aagataaatt gaatggtttc aattcctaaa agtgtgacca aactgataat gacaaactgt 17340
ttgaaattag tattgataca gtaaaggcca ctaaaggaa tgaagta 17387

```

```

<210> SEQ ID NO 21
<211> LENGTH: 63
<212> TYPE: DNA
<213> ORGANISM: Streptococcus thermophilus

```

```

<400> SEQUENCE: 21

```

```

caaggacagt tattgatttt ataactacta tgtgggtata aaaacgtcaa aatttcattt 60
gag 63

```

```

<210> SEQ ID NO 22
<211> LENGTH: 41
<212> TYPE: DNA
<213> ORGANISM: Streptococcus thermophilus

```

```

<400> SEQUENCE: 22

```

```

ttgattcaac ataaaaagcc agttcaattg aacttggett t 41

```

```

<210> SEQ ID NO 23
<211> LENGTH: 24
<212> TYPE: DNA
<213> ORGANISM: Artificial
<220> FEATURE:
<223> OTHER INFORMATION: Oligonucleotide primer

```

```

<400> SEQUENCE: 23

```

```

aaatgaattc agagcaagca cttg 24

```

```

<210> SEQ ID NO 24
<211> LENGTH: 24
<212> TYPE: DNA
<213> ORGANISM: Artificial
<220> FEATURE:
<223> OTHER INFORMATION: Oligonucleotide primer

```

```

<400> SEQUENCE: 24

```

```

gtcatgtcaa ctttattaag gacg 24

```

---



1. A fast acidifying lactic acid bacterium that generates a viscosity in fermented milk greater than about 62 Pa·s after 14 days of storage at 6° C.

2. The lactic acid bacterium according to claim 1, wherein said bacterium is phage resistant.

3. The lactic acid bacterium according to claim 1, wherein said bacterium is selected from the group consisting of *Streptococcus*, *Lactococcus*, *Lactobacillus*, *Leuconostoc*, *Pediococcus* and *Bifidobacterium*.

4. The lactic acid bacterium according to claim 1, wherein said bacterium is *Streptococcus thermophilus*.

5. The lactic acid bacterium according to claim 4, or a mutant thereof and/or a variant thereof, wherein said *Streptococcus thermophilus* belongs to the genetic cluster CLO189.

6. The lactic acid bacterium according to claim 1, or a mutant thereof and/or a variant thereof, wherein said bacterium comprises the sequence set forth in SEQ ID No. 20.

7. A lactic acid bacterium or a mutant thereof and/or a variant thereof, comprising the sequence set forth in SEQ ID No. 19 or a homologue thereof with at least 75% identity thereto.

8. An isolated *Streptococcus thermophilus* strain deposited at DSMZ (Deutsche Sammlung von Mikroorganismen und Zellkulturen GmbH, Mascheroder Weg 1 b, D-38124 Braunschweig) under deposit number 18344 on 14 Jun. 2006 or a mutant thereof and/or a variant thereof.

9. A cell culture comprising the lactic acid bacterium according to claim 1.

10. The cell culture according to claim 9, wherein said cell culture is a starter culture, a probiotic culture or a dietary supplement.

11. The cell culture according to claim 9, wherein said culture comprises one or more further lactic acid bacteria selected from the genera consisting of *Streptococcus*, *Lactococcus*, *Lactobacillus*, *Leuconostoc*, *Pediococcus* and *Bifidobacterium*.

12. The cell culture according to claim 9, wherein said culture comprises one or more further lactic acid bacteria selected from the species consisting of *Lactobacillus delbrueckii* subsp. *bulgaricus*, *Lactobacillus acidophilus*, *Lactobacillus casei* and/or *Bifidobacterium*.

13. A food, food additive, feed, nutritional supplement, or probiotic supplement comprising the lactic acid bacterium according to claim 1.

14. A food, food additive, feed, nutritional supplement, or probiotic supplement according to claim 13, wherein the food, food additive, feed, nutritional supplement, or probiotic supplement is a dairy, meat or cereal food, food additive, feed, nutritional supplement, or probiotic supplement

15. A dairy food, food additive, feed, nutritional supplement, or probiotic supplement according to claim 14, wherein the dairy food, food additive, feed, nutritional supplement, or probiotic supplement is a fermented milk, yoghurt, cream, matured cream, cheese, fromage frais, a milk beverage, a processed cheese, a cream dessert, a cottage cheese or infant milk.

16. A food, food additive, feed, nutritional supplement, or probiotic supplement according to claim 15, wherein the milk comprises milk of animal and/or plant origin.

17. A method for preparing a food, food additive, feed, nutritional supplement, or probiotic supplement comprising the step of adding the lactic acid bacterium according to claim 1.

18. The method according to claim 17, wherein said food, food additive, feed, nutritional supplement, or probiotic supplement comprises or consists of a fermented food, food additive, feed, nutritional supplement, or probiotic supplement.

19. The method according to claim 17, wherein said food, food additive, feed, nutritional supplement, or probiotic supplement comprises or consists of a dairy food, food additive, feed, nutritional supplement, or probiotic supplement.

20. A food, food additive, feed, nutritional supplement, or probiotic supplement obtained or obtainable by the method of claim 17.

21. Use of the lactic acid bacterium according to claim 1 for preparing a food, food additive, feed, nutritional supplement, or probiotic supplement.

22. A method for modulating or modifying the viscosity of a food, food additive, feed, nutritional supplement, or probiotic supplement, comprising adding the lactic acid bacterium according to claim 1.

23. A food, food additive, feed, nutritional supplement, or probiotic supplement obtained or obtainable by the method of claim 22.

24. Use of the strain according to claim 8 for modifying the viscosity of a food, food additive, feed, nutritional supplement, or probiotic supplement.

25. A method for identifying a bacterium belonging to the genus *Streptococcus* comprising the step of screening the bacterium for the sequence set forth in SEQ ID No. 19 or a homologue thereof with at least 75% identity thereto.

26. A method for identifying a bacterium belonging to the genus *Streptococcus* comprising the step of amplifying the CRISPR locus of a bacterium using at least one forward and at least one reverse oligonucleotide primer, wherein each of the primers flank opposite sides of one or more CRISPR spacers that are absent in *Streptococcus thermophilus* DSMZ-18344.

27. A method according to claim 26, wherein the forward oligonucleotide primer hybridises to SEQ ID No. 1 and the reverse oligonucleotide primer hybridises to any of SEQ ID No. 2, SEQ ID No. 3, SEQ ID No. 4, SEQ ID No. 5, SEQ ID No. 6, SEQ ID No. 7, SEQ ID No. 8, SEQ ID No. 9, SEQ ID No. 10, SEQ ID No. 11, SEQ ID No. 12, SEQ ID No. 13, SEQ ID No. 14, SEQ ID No. 15, SEQ ID No. 16 and/or SEQ ID No. 17.

28. A method according to claim 26, wherein the forward oligonucleotide primer hybridises to any of SEQ ID No. 2, SEQ ID No. 3, SEQ ID No. 4, SEQ ID No. 5, SEQ ID No. 6, SEQ ID No. 7 and/or SEQ ID No. 8 and a reverse oligonucleotide primer hybridises to any of SEQ ID No. 9, SEQ ID No. 10, SEQ ID No. 11, SEQ ID No. 12, SEQ ID No. 13, SEQ ID No. 14, SEQ ID No. 15, SEQ ID No. 16 and/or SEQ ID No. 17.

29. A method according to claim 26, wherein the forward oligonucleotide primer hybridises to any of SEQ ID No. 2, SEQ ID No. 3, SEQ ID No. 4, SEQ ID No. 5, SEQ ID No. 6, SEQ ID No. 7 and/or SEQ ID No. 8 and the reverse oligonucleotide primer hybridises to SEQ ID No. 18.

30. A method according to claim 26, wherein the forward oligonucleotide primer hybridises to any of SEQ ID No. 9, SEQ ID No. 10, SEQ ID No. 11, SEQ ID No. 12, SEQ ID No. 13, SEQ ID No. 14, SEQ ID No. 15, SEQ ID No. 16 and/or SEQ ID No. 17 and the reverse oligonucleotide primer hybridises to SEQ ID No. 18.

**31.** A method according to claim **25**, wherein the bacterium belonging to the genus *Streptococcus* is *Streptococcus thermophilus*.

**32.** A method according to claim **31**, wherein the *Streptococcus thermophilus* strain belongs to the genetic cluster CLO189.

**33.** A method according to claim **31**, wherein the *Streptococcus thermophilus* strain has substantially the same characteristics as the *Streptococcus thermophilus* strain deposited at DSMZ (Deutsche Sammlung von Mikroorganismen und Zellkulturen GmbH, Mascheroder Weg 1 b, D-38124 Braunschweig) under deposit number 18344 on 14 Jun. 2006.

**34.** A method according to claim **31**, wherein the *Streptococcus thermophilus* strain is the same as the *Streptococcus thermophilus* strain deposited at DSMZ (Deutsche Sammlung von Mikroorganismen und Zellkulturen GmbH, Mascheroder Weg 1 b, D-38124 Braunschweig) under deposit number 18344 on 14 Jun. 2006.

**35.** A bacterium belonging to the genus *Streptococcus* that is identified or identifiable by the method according to claim **25**.

**36.** A nucleotide sequence comprising the sequence set forth in SEQ ID No. 19 or a homologue thereof with at least 75% identity thereto.

**37.** A nucleotide sequence complementary to the nucleotide sequence of claim **36**.

**38.** A construct or a vector comprising the nucleotide sequence according to claim **36**.

**39.** A host cell comprising the construct or the vector according to claim **38**.

**40.** An oligonucleotide primer that is capable of hybridizing to the nucleotide sequence of claim **36**.

**41.** Use of an oligonucleotide primer according to claim **40** for identifying a bacterium belonging to the genus *Streptococcus*.

**42.** (canceled)

\* \* \* \* \*