



US 20100006613A1

(19) **United States**

(12) **Patent Application Publication**
BURNS

(10) **Pub. No.: US 2010/0006613 A1**

(43) **Pub. Date: Jan. 14, 2010**

(54) **CONVERTIBLE BAG**

Publication Classification

(76) Inventor: **MELANIE JANE TRACY**
BURNS, Dubai (AE)

(51) **Int. Cl.**
A45C 15/00 (2006.01)
A45F 3/04 (2006.01)
A45C 3/00 (2006.01)

Correspondence Address:
BARRY CHOOBIN
TALEGHANI, BAHARE SHOMALI , #219,
SUITE#18
TEHRAN 1563714311 (IR)

(52) **U.S. Cl. 224/575; 224/259; 190/108; 190/109**

(57) **ABSTRACT**

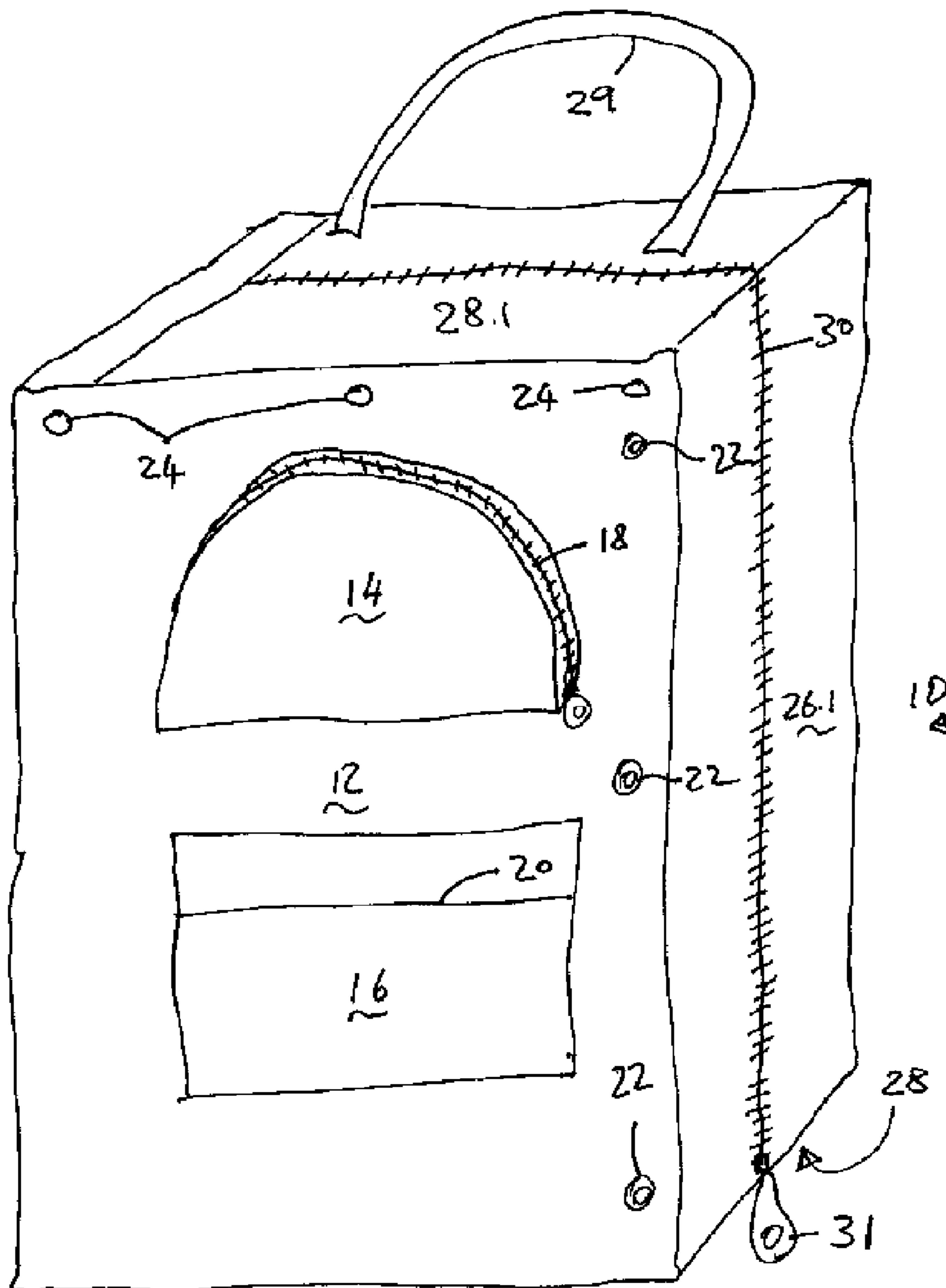
(21) Appl. No.: **12/497,723**

This invention relates to an article of luggage which is convertible between a backpack configuration and a handbag configuration by turning the bag inside out, article including a flexible bag having opposed, rectangular front and back panels; opposed rectangular side panels; opposed rectangular top and bottom panels; and a liner which is securable to the inside of the bag.

(22) Filed: **Jul. 6, 2009**

(30) **Foreign Application Priority Data**

Jul. 9, 2008 (AE) 2008/665



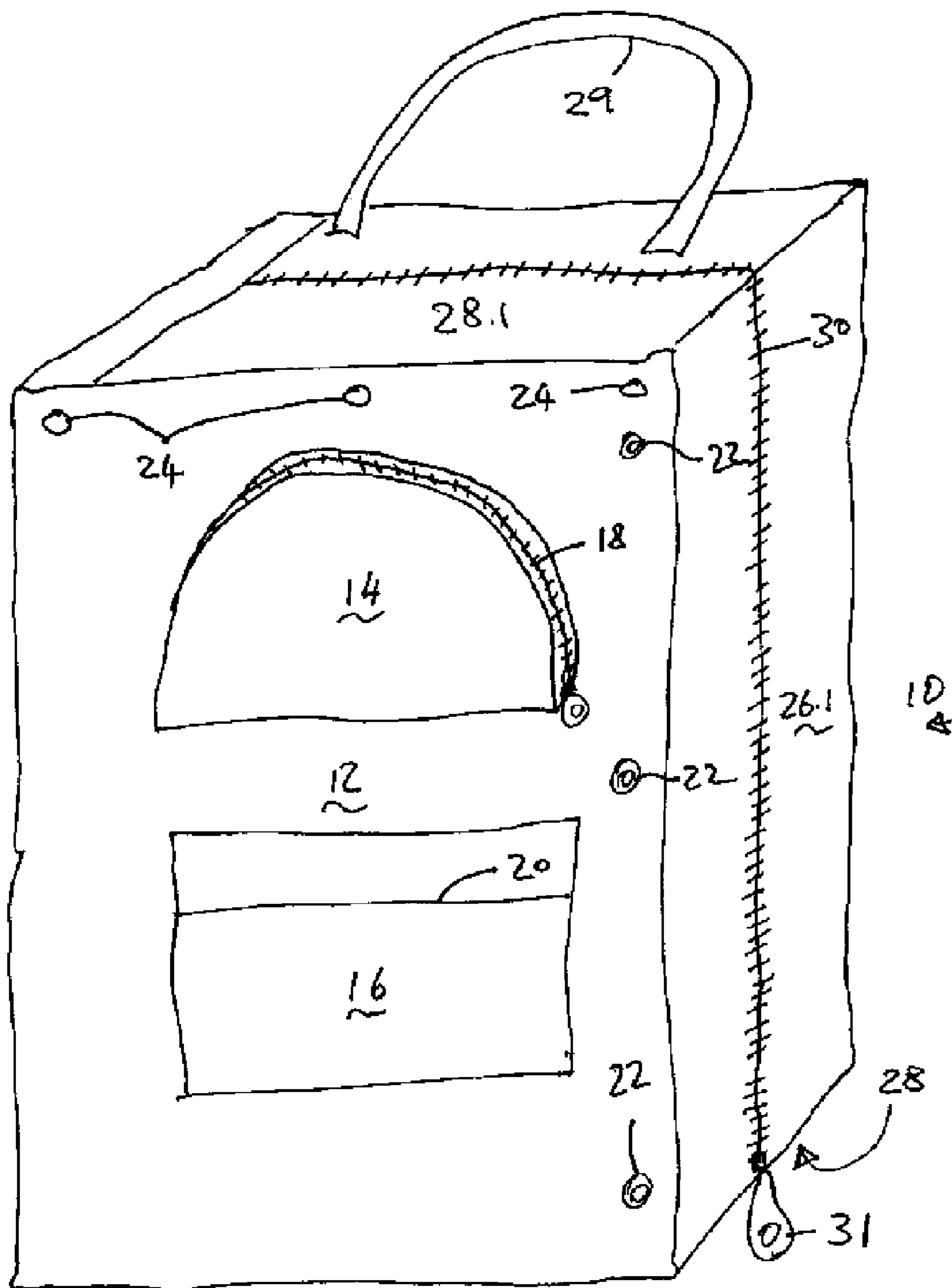


Figure 1

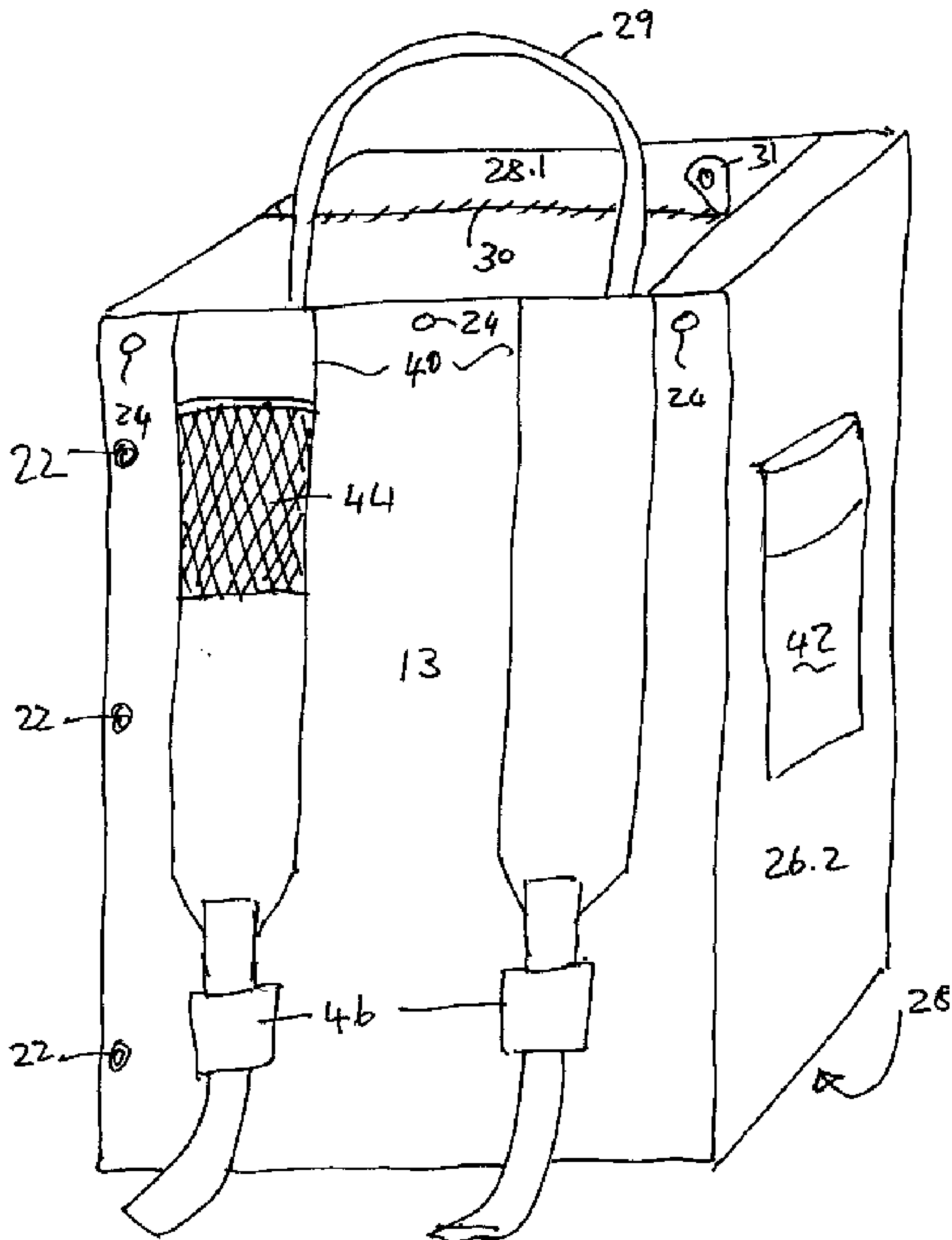


Figure 2

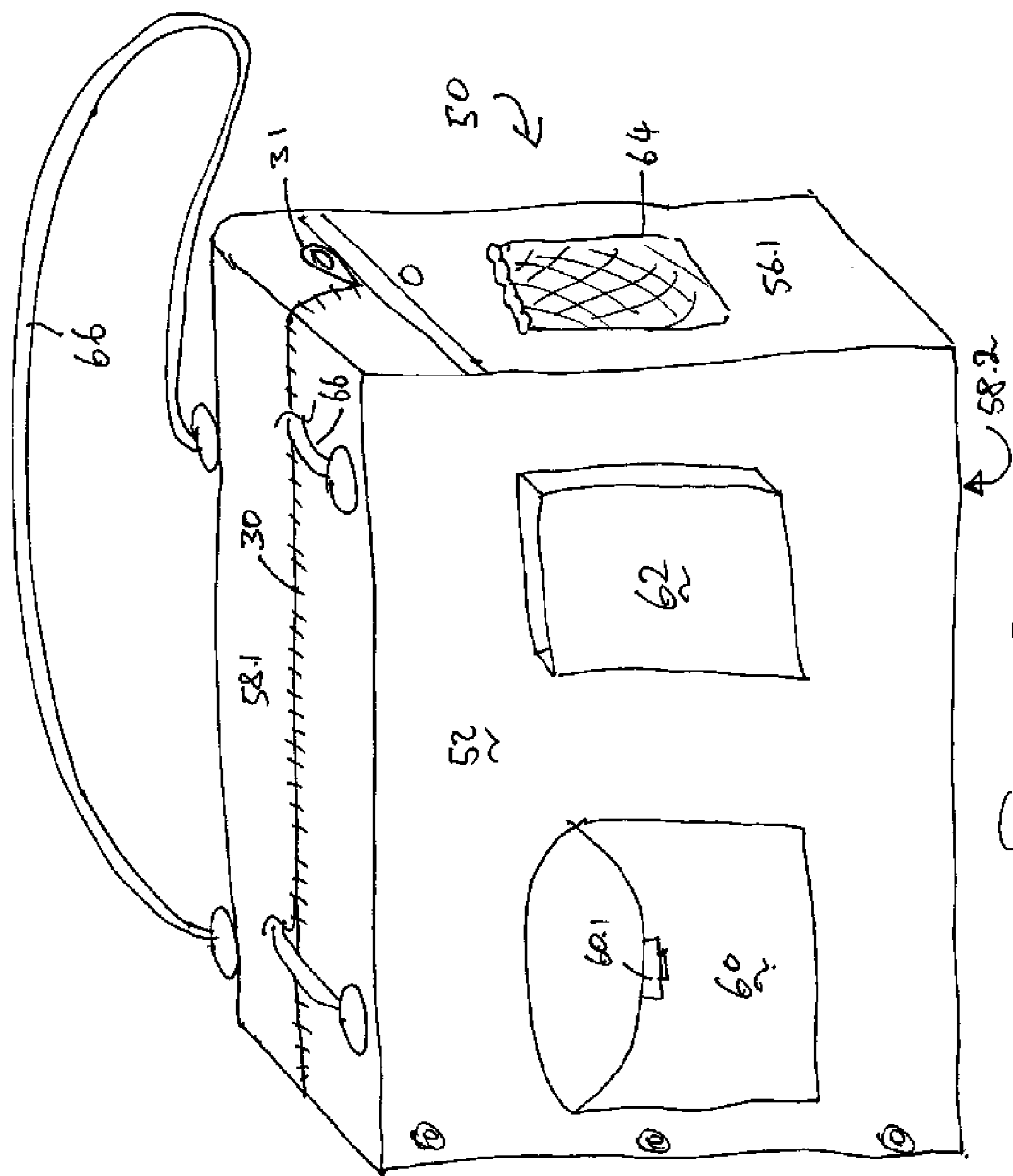


Figure 3

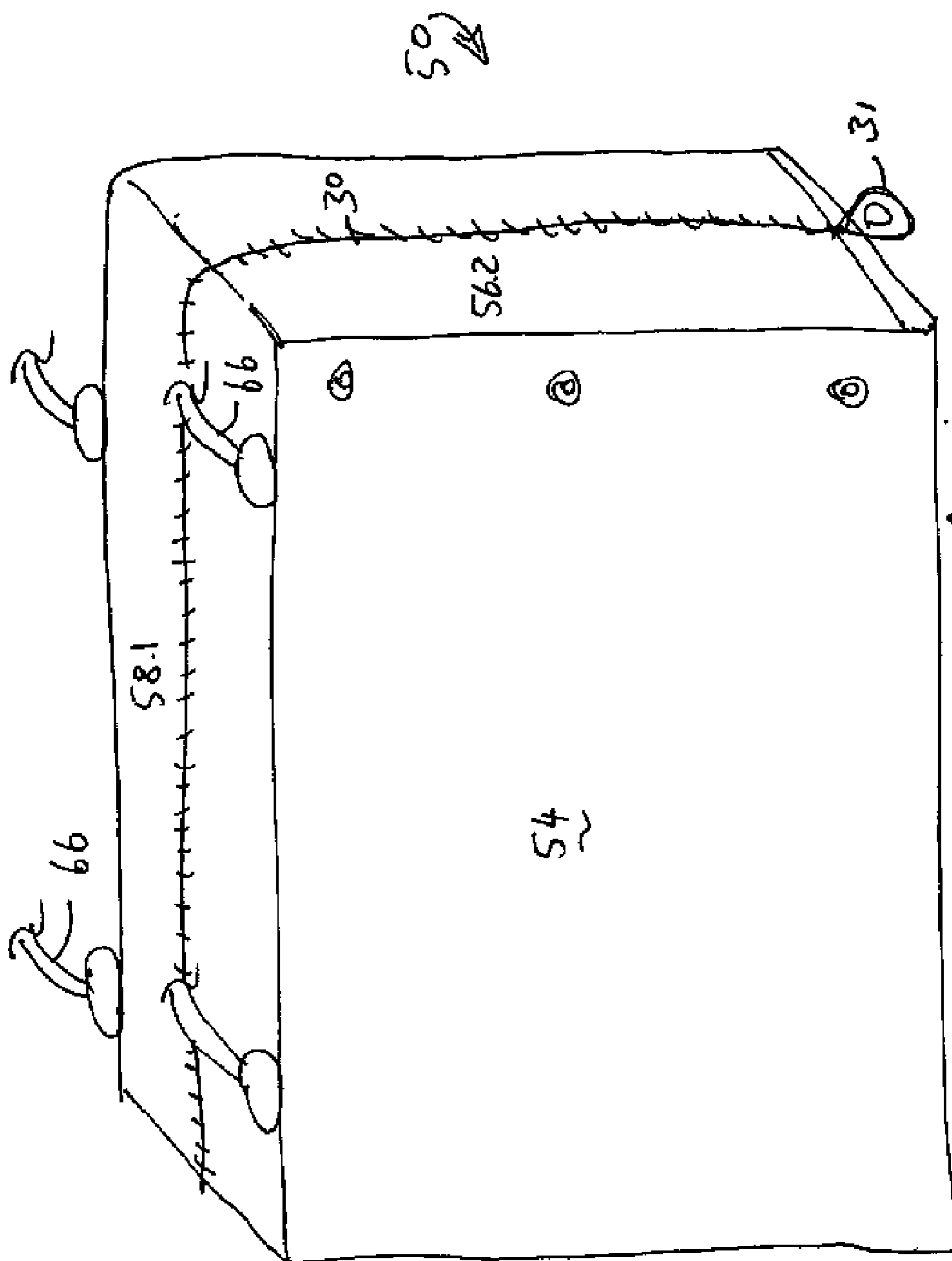


Figure 4

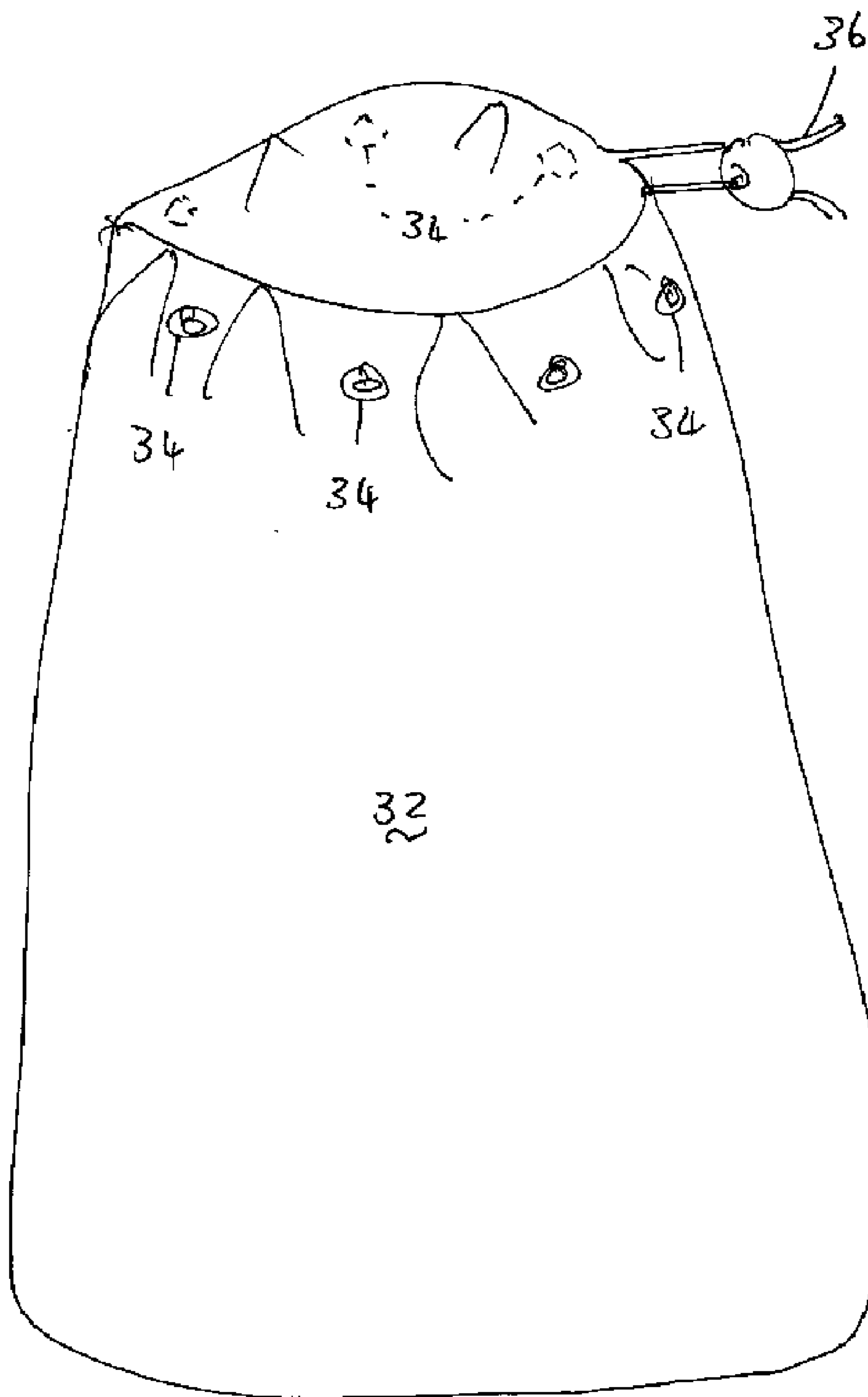


Figure 5

CONVERTIBLE BAG

CROSS REFERENCE

[0001] The present application claims the benefit of UAE 2008/665, filed on Jul. 9, 2008, whose content is incorporated by reference herein in its entirety.

FIELD OF THE INVENTION

[0002] This invention relates to an item of luggage. More particularly, this invention relates to an item of luggage, which is convertible from a backpack configuration into a handbag configuration.

BACKGROUND TO THE INVENTION

[0003] Applicant has identified a need for an item of luggage which is convertible between two distinct configurations, specifically between a backpack configuration and a handbag configuration.

[0004] In this specification and in the appended claims, the term "backpack" means a general purpose carry bag which may or may not include shoulder strap; and the term "handbag" means a purse-type bag for holding personal items of ladies or gentlemen.

[0005] In particular, applicant has found that cyclists, and particularly lady cyclists, are often required to carry a backpack for holding, for example gym clothes or shopping items as well as a handbag separately when cycling. A backpack is for obvious reasons much better suited for cycling than a handbag and the latter is very often placed in the backpack for when the cyclist reaches his or her destination and wants to carry a more presentable or fashionable carry bag than a backpack. Sometimes the backpack is small enough to place inside the handbag when the cyclist reaches his or her destination but very often this is not possible or feasible.

OBJECT OF THE INVENTION

[0006] It is accordingly an object of the present invention to provide an item of luggage which is convertible from a first configuration into a second configuration. In particular, the invention relates to an article of luggage which is convertible between a backpack configuration and a handbag configuration.

SUMMARY OF THE INVENTION

[0007] According to the invention, an article of luggage includes a flexible bag having opposed, rectangular front and back panels; opposed rectangular side panels; opposed rectangular top and bottom panels; and a liner which is securable to the inside of the bag.

[0008] The liner may be in the shape of a sock with an open mouth and the mouth may, in a preferred form of the invention, be provided with a drawstring.

[0009] The article may be convertible between a backpack configuration and a handbag configuration by turning the bag inside out.

[0010] The article preferably includes a pair of shoulder straps secured thereto on the one side thereof and a pair of handbag straps secured to the reverse side thereof.

[0011] The article may include a plurality of pockets provided on the panels of the bag on both sides thereof.

[0012] The article may further include fastening means for securing the liner to the inside of the bag.

[0013] The fastening means preferably comprises a plurality of fastening sockets, secured to the bag and a plurality of complementary fastening studs secured to the liner near its mouth.

BRIEF DESCRIPTION OF THE DRAWINGS

[0014] This invention will now be described in more detail with reference to the accompanying drawings, in which:

[0015] FIG. 1 is a schematic front view of an article of luggage according to the invention in its backpack configuration;

[0016] FIG. 2 is a schematic back view of an article of luggage according to the invention in its backpack configuration;

[0017] FIG. 3 is a schematic front view of an article of luggage according to the invention in its handbag configuration;

[0018] FIG. 4 is a schematic back view of an article of luggage according to the invention in its handbag configuration; and

[0019] FIG. 5 is a schematic side view of an inner lining used in the article of luggage in either configuration;

DETAILED DESCRIPTION OF THE DRAWINGS

[0020] Referring now in particular to FIGS. 1 and 2, an article of luggage according to the invention is shown in a backpack 10 configuration.

[0021] FIGS. 1 and 2 show the backpack 10 describing a rectangular front panel 12 on which a top pocket 14 and a bottom pocket 16 are located. Pocket 14 has a zip 18 and pocket 16 features a zip (not shown) under a Velcro lined flap 20.

[0022] A plurality of outwardly facing fastener sockets 22 are attached to one side of the panel 12 as shown for fastening a liner (not shown) when the backpack 10 is in its handbag configuration. Inwardly facing fastener sockets 24 are used to attach the liner (not shown) when the backpack 10 is in its backpack configuration as shown in this drawing.

[0023] The backpack 10 further includes a back panel 13 as well as two side panels 26.1 and 26.2, a top panel 28.1 and a bottom panel 28.2. Top panel 28.1 and side panel 26.1 include a double sided zipper 30 for providing access to the inside of the backpack 10. Applicant has found that a double sided zip 30 with two toggles 31 is necessary, one toggle located at either end of the zip. The reason for this is that when the article of luggage is in one configuration with the zip toggle 31 in the correct position, the zip toggle 31 would be at the wrong end of the zip when the article is turned inside out into its second configuration.

[0024] A carry handle 29 is provided on the top panel 28.1 as shown.

[0025] In FIG. 5, a cloth liner 32 is shown. The liner 32 includes fastener studs 34 which mate with fastener sockets 24 to secure the liner 32 to the inside of the backpack 10 shown in FIG. 1. A drawstring 36 is provided to close the liner 32.

[0026] FIG. 2 shows the back end of the backpack 10 of FIG. 1. A back panel 13 is shown in this drawing to which a pair of adjustable shoulder straps 40 are secured. Inwardly facing fastening sockets 24 are provided as shown for the liner of FIG. 5. Outwardly facing fastening sockets 22 are provided for the liner of FIG. 5 when the article is in its handbag configuration as described hereunder.

[0027] A side pocket 42 is provided on side panel 26.2 and an elasticized mesh pocket 44 is provided on one of the shoulder straps 40. The shoulder straps 40 each includes an adjustment buckle 46.

[0028] In use, the backpack 10 can be converted into its handbag configuration simply by removing the liner 32 of FIG. 5 from the backpack and by turning the backpack 10 inside out.

[0029] FIG. 3 shows the article of luggage in its handbag 50 configuration. In this configuration the handbag 50 includes a front panel 52, a back panel 54 side panels 56.1 and 56.2 respectively and top and bottom panels 58.1 and 58.2 respectively.

[0030] The front panel 52 features a first pocket 60 with a clasp 60.1 and an open pocket 62. Side panel 56.1 features a pocket 64 which may be used for a mobile phone (not shown). Handbag straps 66 are attached to the top panel 58.1 and side panels 56.2.

[0031] In this configuration, the zipper 30 is shown in the top panel 58.1.

[0032] In use, the liner 32 is secured to the inside of the handbag 50 using the fastener sockets as shown on the inside of the handbag.

[0033] Thus the article of clothing is reversible and useful as either a backpack or a handbag. The contents (not shown) of the handbag or the backpack can be removed by removing the liner 32.

[0034] Two types of material may be used in layers to manufacture the article of luggage. For example, a layer of synthetic waterproof material and a layer of more fashionable material such as suede or leather may be used so that when in

its backpack configuration, the waterproof material is visible and when in its handbag configuration, the leather is visible.

[0035] It will be appreciated that many variations or modifications of this invention are possible without departing from the scope of the appended claims.

I claim:

1. An article of luggage including a flexible bag having opposed, rectangular front and back panels; opposed rectangular side panels; opposed rectangular top and bottom panels; and a liner which is securable to the inside of the bag.

2. An article as claimed in claim 1 wherein the liner is in a substantially sock shape with an open mouth.

3. An article as claimed in claim 2 wherein the mouth of the liner is provided with a drawstring.

4. An article as claimed in any one of claims 1 to 3 which is convertible between a backpack configuration and a handbag configuration by turning the bag inside out.

5. An article as claimed in any one of claims 1 to 4 wherein the bag includes a pair of shoulder straps secured thereto on the one side thereof and a pair of handbag straps secured to the reverse side thereof.

6. An article as claimed in any one of claims 1 to 5 including a plurality of pockets provided on the panels of the bag on both sides thereof.

7. An article as claimed in any one of claims 1 to 6 including fastening means for securing the liner to the inside of the bag.

8. An article as claimed in claim 7 wherein the fastening means comprises a plurality fastening sockets, secured to the bag and a plurality of complementary fastening studs secured to the liner near its mouth.

* * * * *