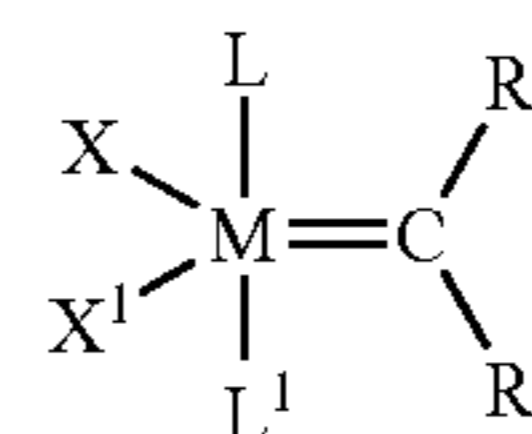




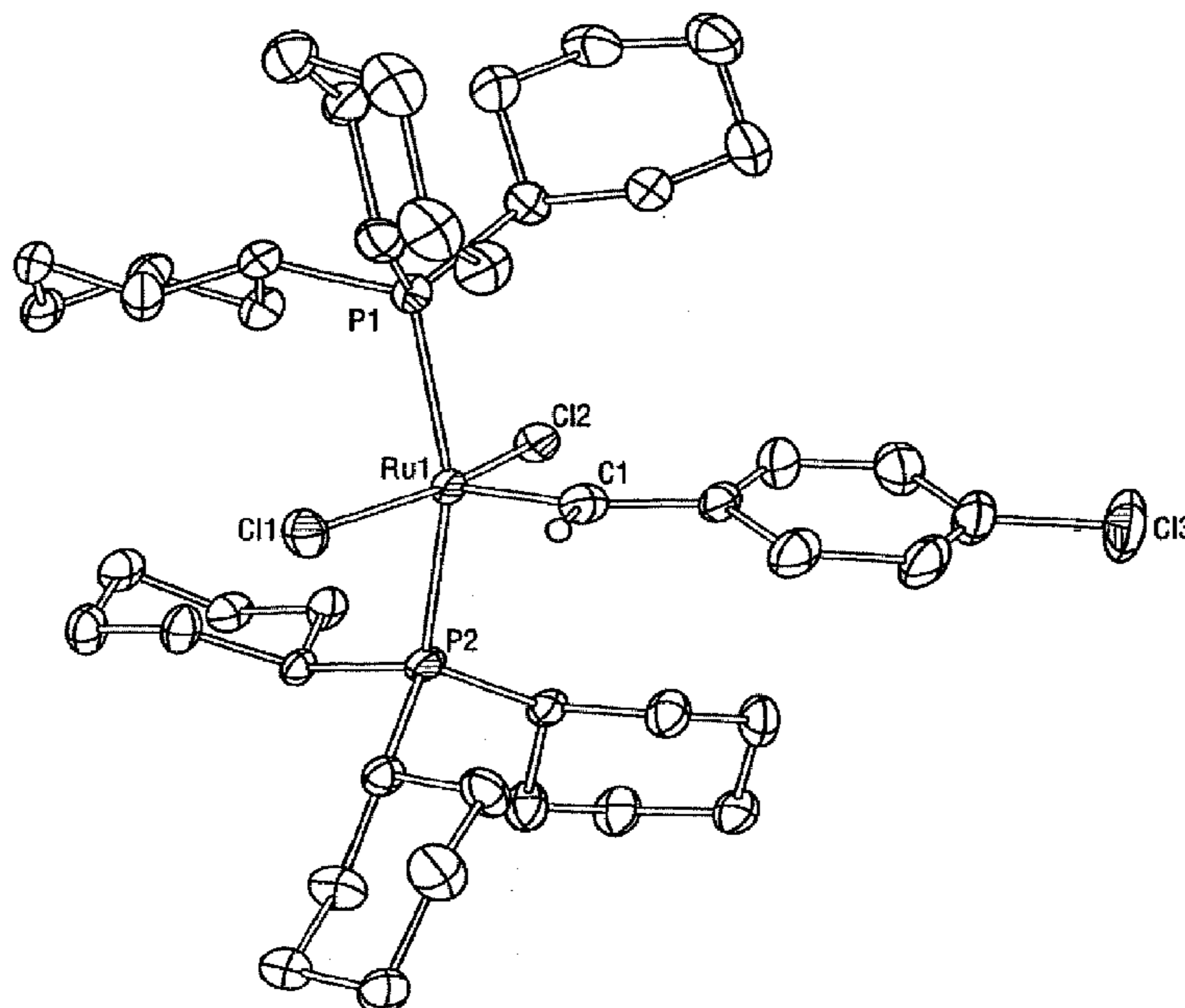
US 20090012254A1

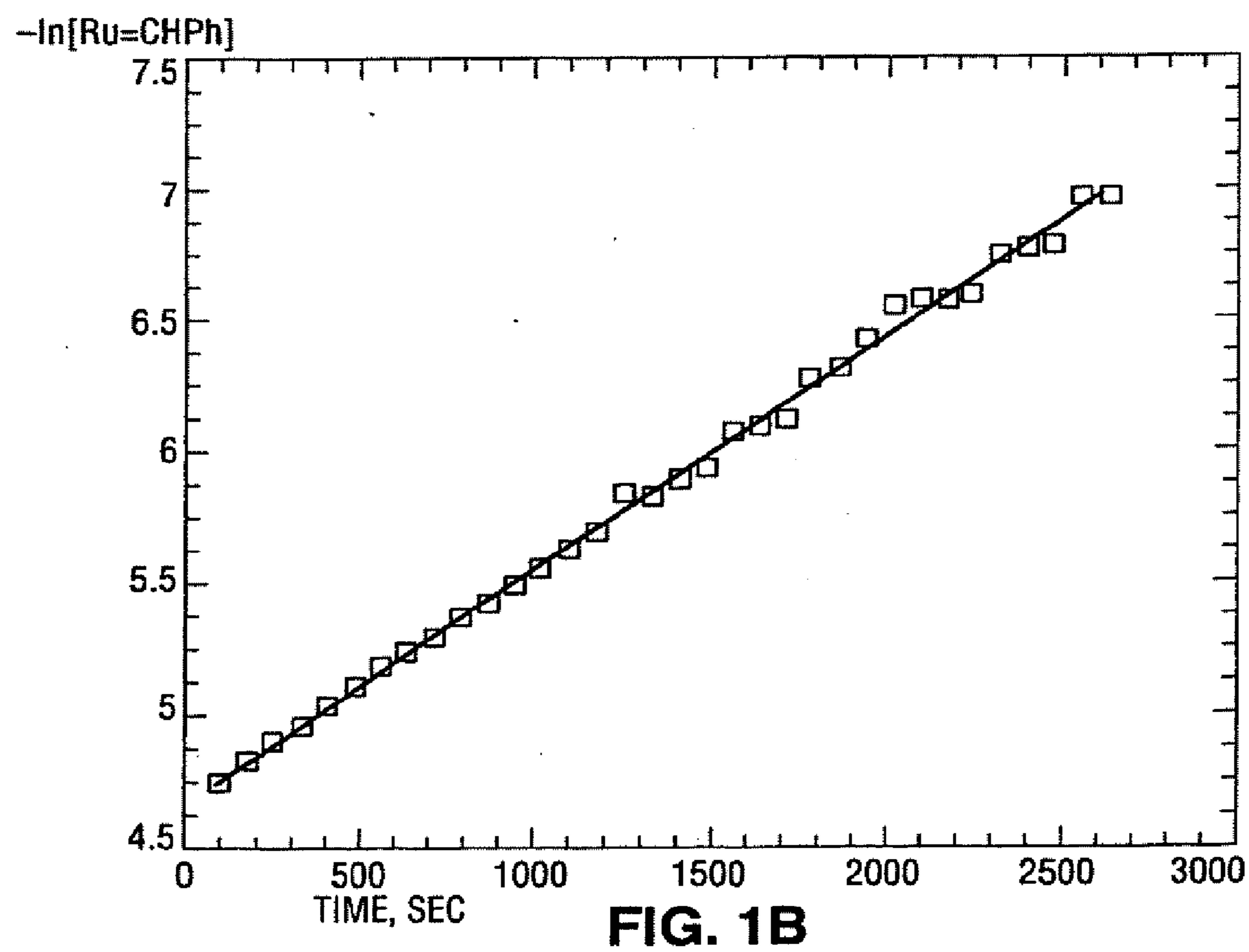
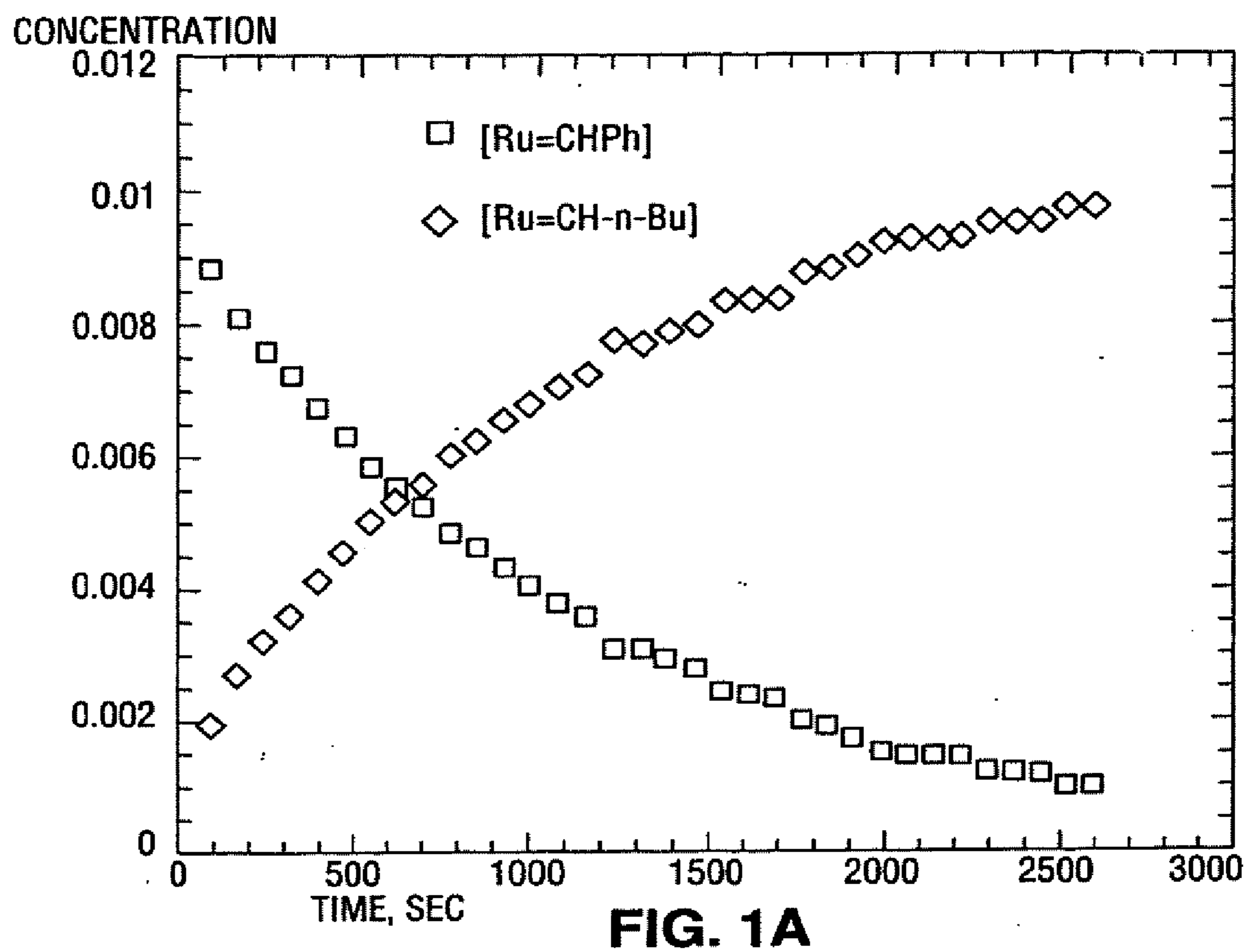
(19) **United States**(12) **Patent Application Publication**
GRUBBS et al.(10) **Pub. No.: US 2009/0012254 A1**(43) **Pub. Date: Jan. 8, 2009**(54) **HIGH METATHESIS ACTIVITY RUTHENIUM
AND OSMIUM METAL CARBENE
COMPLEXES**(60) Provisional application No. 60/001,862, filed on Aug.
3, 1995, provisional application No. 60/003,973, filed
on Sep. 19, 1995.(75) Inventors: **Robert H. GRUBBS**, S. Pasadena,
CA (US); **Peter SCHWAB**, East
Hanover, NJ (US); **Sonbinh T.
NGUYEN**, Evanston, IL (US)Correspondence Address:
NIXON PEABODY, LLP
401 9TH STREET, NW, SUITE 900
WASHINGTON, DC 20004-2128 (US)(73) Assignee: **CALIFORNIA INSTITUTE OF
TECHNOLOGY**, Pasadena, CA
(US)(21) Appl. No.: **11/929,212**(22) Filed: **Oct. 30, 2007****Publication Classification**(51) **Int. Cl.**
C08G 79/00 (2006.01)
(52) **U.S. Cl.** **528/9**
(57) **ABSTRACT**

Ruthenium and osmium carbene compounds that are stable in the presence of a variety of functional groups and can be used to catalyze olefin metathesis reactions on unstrained cyclic and acyclic olefins are disclosed. Also disclosed are methods of making the carbene compounds. The carbene compounds are of the formula

**Related U.S. Application Data**(62) Division of application No. 11/472,137, filed on Jun.
20, 2006, now Pat. No. 7,288,666, which is a division
of application No. 10/968,361, filed on Oct. 18, 2004,
now Pat. No. 7,102,047, which is a division of appli-
cation No. 10/325,998, filed on Dec. 19, 2002, now
Pat. No. 6,806,325, which is a division of application
No. 09/746,146, filed on Dec. 21, 2000, now Pat. No.
6,515,084, which is a division of application No.
09/399,963, filed on Sep. 20, 1999, now Pat. No.
6,211,391, which is a division of application No.
09/007,498, filed on Jan. 15, 1998, now Pat. No. 6,111,
121, which is a division of application No. 08/693,789,
filed on Jul. 31, 1996, now Pat. No. 5,831,108.

where M is Os or Ru; R¹ is hydrogen; R is selected from the group consisting of hydrogen, substituted or unsubstituted alkyl, and substituted or unsubstituted aryl; X and X¹ are independently selected from any anionic ligand; and L and L¹ are independently selected from any neutral electron donor. The ruthenium and osmium carbene compounds of the present invention may be synthesized using diazo compounds, by neutral electron donor ligand exchange, by cross metathesis, using acetylene, using cumulated olefins, and in a one-pot method using diazo compounds and neutral electron donors. The ruthenium and osmium carbene compounds of the present invention may be used to catalyze olefin metathesis reactions including, but not limited to, ROMP, RCM, depolymerization of unsaturated polymers, synthesis of telechelic polymers, and olefin synthesis.





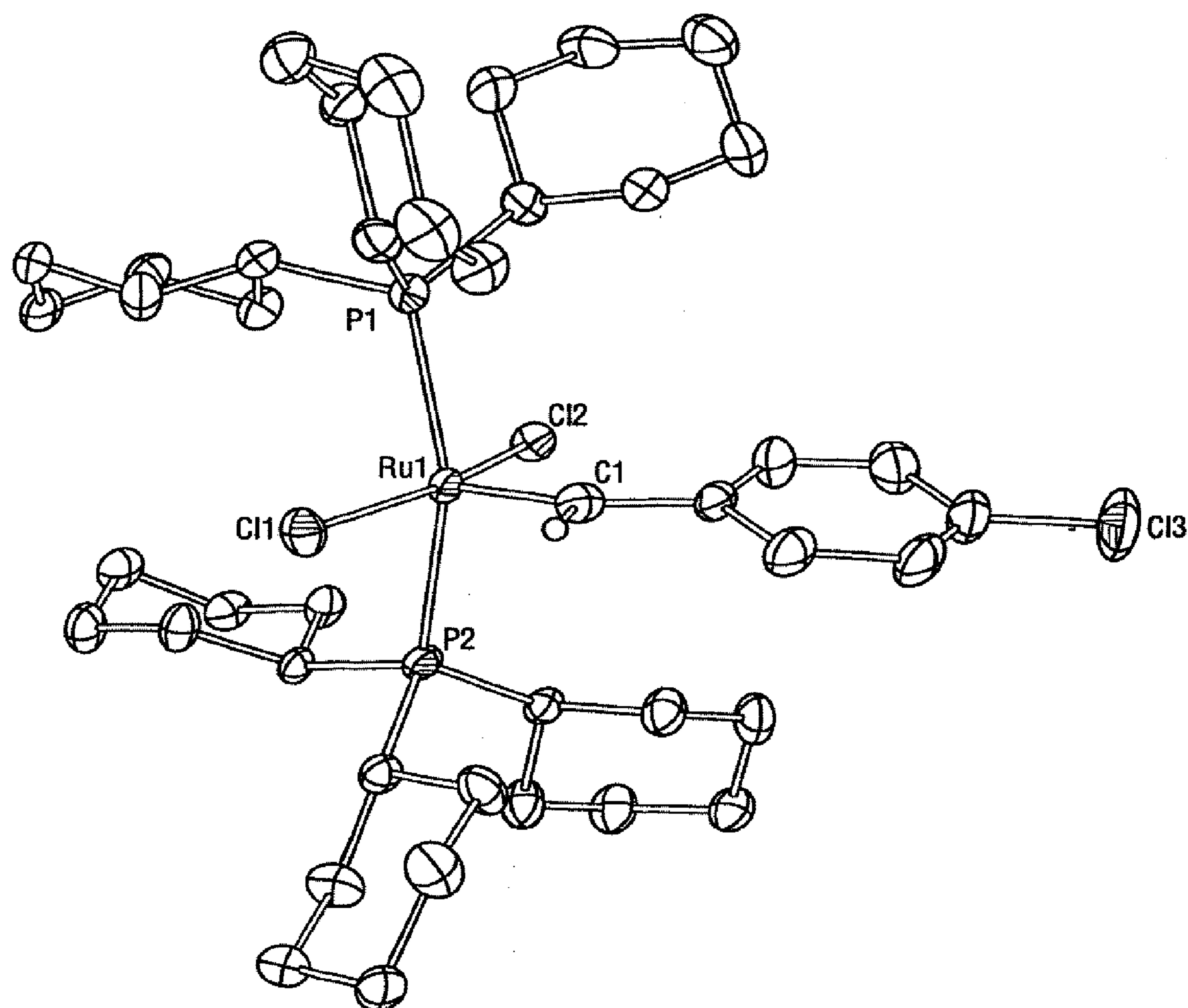


FIG. 2

HIGH METATHESIS ACTIVITY RUTHENIUM AND OSMIUM METAL CARBENE COMPLEXES

[0001] This application claims the benefit of U.S. Provisional application No. 60/001,862, filed Aug. 3, 1995, and U.S. Provisional application No. 60/003,973, filed Sep. 19, 1995, both of which are incorporated herein by reference.

[0002] The U.S. Government has certain rights in this invention pursuant to Grant No. CHE-8922072 awarded by the National Science Foundation.

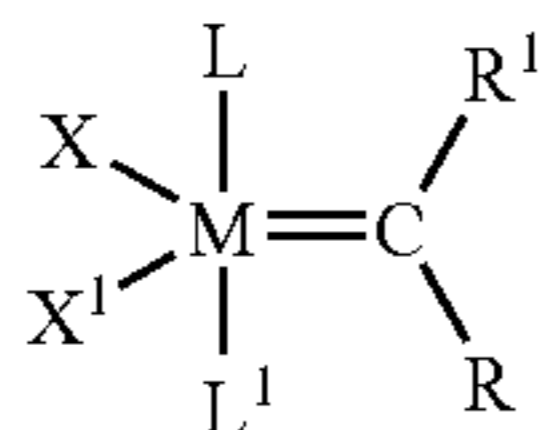
BACKGROUND

[0003] This invention relates to highly active and stable ruthenium and osmium metal carbene complex compounds, their synthesis and use as catalysts for olefin metathesis reactions.

[0004] Transition-metal catalyzed C—C bond formation via olefin metathesis is of considerable interest and synthetic utility. Initial studies in this area were based on catalytically active mixtures consisting of transition-metal chlorides, oxides or oxychlorides, cocatalysts such as EtAlCl₂ or R₄Sn, and promoters including O₂, EtOH or PhOH. For example, WCl₆/EtAlCl₂/EtOH 1:4:1. These systems catalyze olefin metathesis reactions, however their catalytic centers are ill-defined and systematic control of their catalytic activity is not possible.

[0005] Recent efforts have been directed towards the development of well-defined metathesis active catalysts based on transition metal complexes. The results of research efforts during the past two decades have enabled an in-depth understanding of the olefin metathesis reaction as catalyzed by early transition metal complexes. In contrast, the nature of the intermediates and the reaction mechanism for Group VIII transition metal catalysts have remained elusive. In particular, the oxidation states and ligation of the ruthenium and osmium metathesis intermediates are not known.

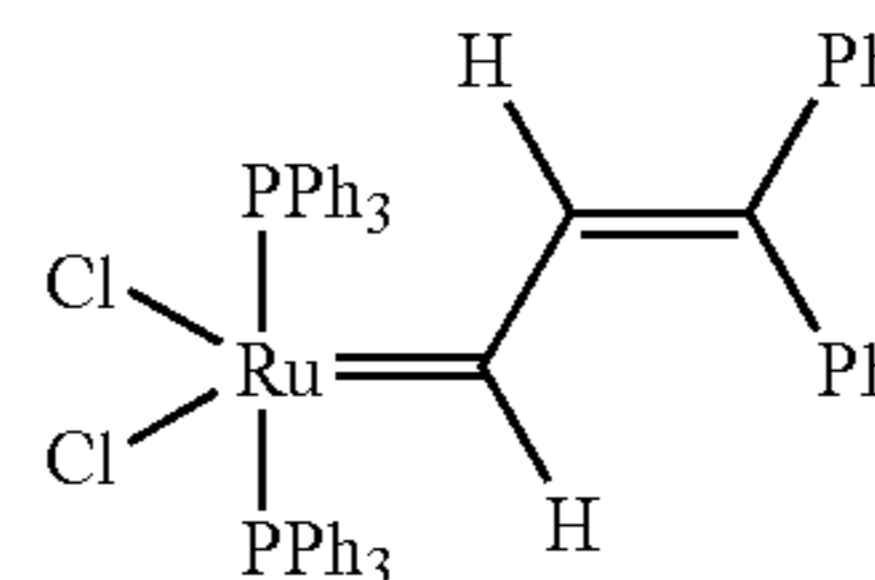
[0006] Group VIII transition metal olefin metathesis catalysts, specifically ruthenium and osmium carbene complexes, have been described in U.S. Pat. Nos. 5,312,940 and 5,342,909 and U.S. patent applications Ser. Nos. 08/282,826 and 08/282,827, all of which are incorporated herein by reference. The ruthenium and osmium carbene complexes disclosed in these patents and applications are of the general formula



where M is ruthenium or osmium, X and X' are anionic ligands, and L and L' are neutral electron donors.

[0007] U.S. Pat. Nos. 5,312,940 and 5,342,909 disclose specific vinyl alkylidene ruthenium and osmium complexes and their use in catalyzing the ring opening metathesis polymerization (“ROMP”) of strained olefins. In all of the specific alkylidene complexes disclosed in these patents, R¹ is hydrogen and R is either a substituted or unsubstituted vinyl group. For example, a preferred vinyl alkylidene complex disclosed in these patents is

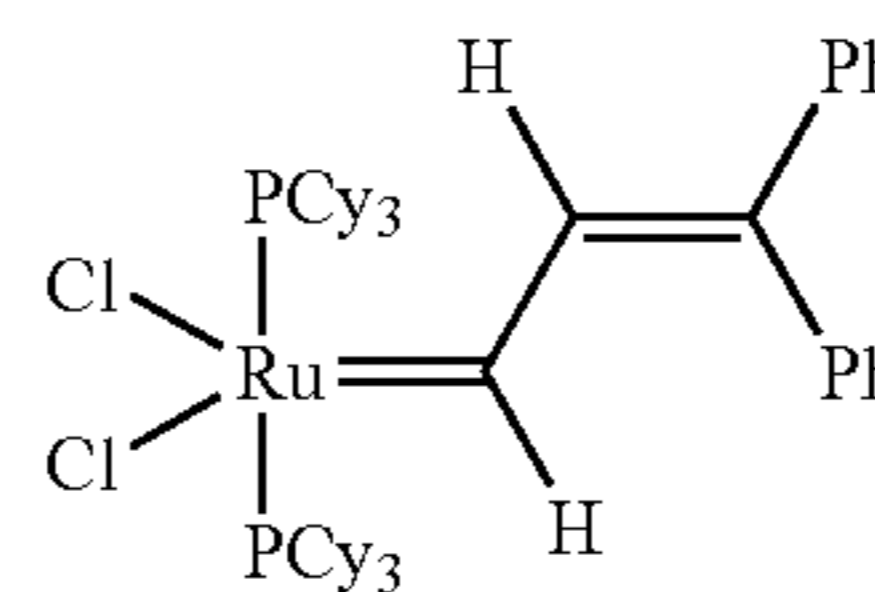
COMPLEX A



where Ph is phenyl.

[0008] U.S. patent applications Ser. Nos. 08/282,826 and 08/282,827 disclose specific vinyl alkylidene ruthenium and osmium complexes and their use in catalyzing a variety of metathesis reactions. The catalysts disclosed in these applications have specific neutral electron donor ligands L and L¹; namely, phosphines in which at least one substituent is a secondary-alkyl or cycloalkyl group. As in the above U.S. patents, in all of the specific alkylidene complexes disclosed in the patent applications, R¹ is hydrogen and R is either a substituted or unsubstituted vinyl group. For example, a preferred vinyl alkylidene complex disclosed in these patent applications is

COMPLEX B



where Cy is cyclohexyl.

[0009] Although the vinyl alkylidene complexes disclosed in the above patents and patent applications exhibit high metathesis activity and remarkable stability towards functional groups there are at least two drawbacks to these complexes as metathesis catalysts. First, the preparation of the vinyl alkylidene complexes requires a multi-step synthesis; and second, the vinyl alkylidene complexes have relatively low initiation rates. Both of these aspects of the vinyl alkylidene complexes are undesirable for their use as metathesis catalysts. The multi-step synthesis may be time consuming and expensive and may result in lower product yields. The low initiation rate may result in ROMP polymers with a broad molecular weight distribution and prolonged reaction times in ring closing metathesis (“RCM”) reactions.

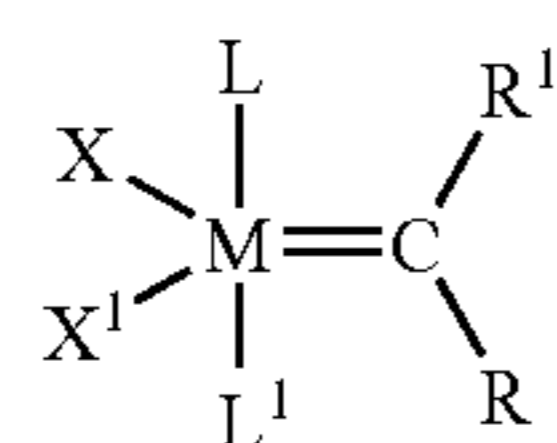
[0010] For the reasons discussed above, there is a need for well-defined metathesis active catalysts that have the following characteristics: first, they are stable in the presence of a wide variety of functional groups; second, they can catalyze a variety of metathesis reactions including the metathesis of acyclic and unstrained cyclic olefins; third, they have a high initiation rate; and fourth, they are easily prepared. Furthermore, there is a need for olefin metathesis catalysts that can catalyze the ROMP of strained and unstrained cyclic olefins to yield polymers of very low polydispersity (i.e., POI=1.0) and that can catalyze the RCM of acyclic dienes with short reaction times.

SUMMARY

[0011] The present invention meets the above needs and provides well-defined ruthenium and osmium carbene compounds that are stable in the presence of a variety of functional

groups and can be used to catalyze olefin metathesis reactions on unstrained cyclic and acyclic olefins. The compounds of the present invention are highly active in metathesis reactions and have high initiation rates.

[0012] In one embodiment of the present invention, the ruthenium and osmium carbene compounds have the formula



where M may be Os or Ru; R¹ is hydrogen; X and X¹ may be different or the same and are any anionic ligand; L and L¹ may be different or the same and are any neutral electron donor; and R may be hydrogen, substituted or unsubstituted alkyl, or substituted or unsubstituted aryl.

[0013] The ruthenium and osmium carbene complexes of the present invention are stable in the presence of a variety of functional groups. A consequence of this is that the alkyl and aryl R group may contain one or more functional groups including alcohol, thiol, ketone, aldehyde, ester, ether, amine, imine, amide, nitro, carboxylic acid, disulfide, carbonate, isocyanate, carbodiimide, carboalkoxy, and halogen groups.

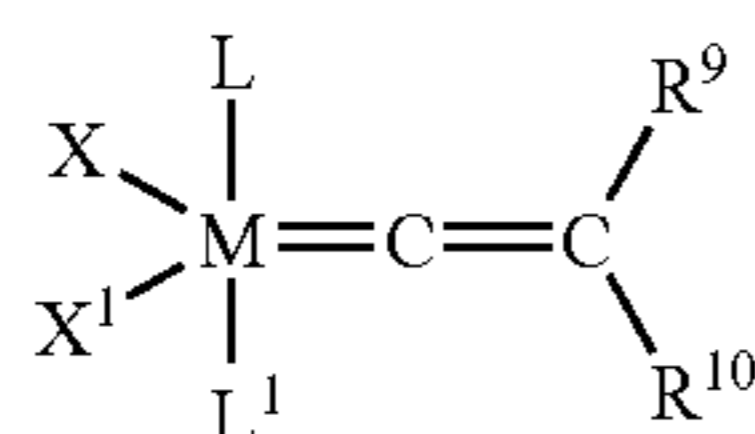
[0014] R is preferably hydrogen, C₁-C₂₀ alkyl, or aryl. The C₁-C₂₀ alkyl may optionally be substituted with one or more aryl, halide, hydroxy, C₁-C₂₀ alkoxy, or C₂-C₂₀ alkoxycarbonyl groups. The aryl may optionally be substituted with one or more C₁-C₂₀ alkyl, aryl, hydroxyl, C₁-C₅ alkoxy, amino, nitro, or halide groups.

[0015] L and L¹ are preferably phosphines of the formula PR³R⁴R⁵, where R³ is a secondary alkyl or cycloalkyl, and R₄ and R₅ are aryl, C₁-C₁₀ primary alkyl, secondary alkyl, or cycloalkyl. R⁴ and R⁵ may be the same or different.

[0016] L and L¹ are most preferably the same and —P(cyclohexyl)³, —P(cyclopentyl)³, or —P(isopropyl)³.

[0017] X and X¹ are most preferably the same and are chlorine.

[0018] In another embodiment of the present invention, the ruthenium and osmium carbene compounds have the formula



where M may be Os or Ru; X and X¹ may be different or the same and are any anionic ligand; L and L¹ may be different or the same and are any neutral electron donor; and R⁹ and R¹⁰ may be different or the same and may be hydrogen, substituted or unsubstituted alkyl, or substituted or unsubstituted aryl. The R⁹ and R¹⁰ groups may optionally include one or more of the following functional groups: alcohol, thiol, ketone, aldehyde, ester, ether, amine, imine, amide, nitro, carboxylic acid, disulfide, carbonate, isocyanate, carbodiimide, carboalkoxy, and halogen groups.

[0019] The ruthenium and osmium carbene compounds of the present invention may be used to catalyze olefin metathesis reactions including, but not limited to, ROMP, RCM, depolymerization of unsaturated polymers, synthesis of telechelic polymers, and olefin synthesis.

[0020] In the ROMP reaction, a compound according to the present invention is contacted with a cyclic olefin to yield a ROMP polymer product. In the RCM reaction, a compound according to the present invention is contacted with a diene to yield a ring-closed product. In the depolymerization reaction, a compound according to the present invention is contacted with an unsaturated polymer in the presence of an acyclic olefin to yield a depolymerized product. In the synthesis of telechelic polymers, a compound according to the present invention is contacted with a cyclic olefin in the presence of an α,ω-difunctional olefin to yield a telechelic polymer. In the olefin synthesis reaction, a compound according to the present invention is contacted with one or two acyclic olefins to yield self-metathesis or cross-metathesis olefin products.

[0021] Since the ruthenium and osmium carbene compounds of the present invention are stable in the presence of a variety of functional groups, the olefins involved in the above reactions may optionally be substituted with one or more functional groups including alcohol thiol, ketone, aldehyde, ester, ether, amine, imine, amide, nitro, carboxylic acid, disulfide, carbonate, isocyanate, carbodiimide, carboalkoxy, and halogen groups.

[0022] The above reactions may be carried out in aqueous, protic, or organic solvents or mixtures of such solvents. The reactions may also be carried out in the absence of a solvent. The reactants may be in the gas phase or liquid phase.

[0023] The ruthenium and osmium carbene compounds of the present invention may be synthesized using diazo compounds by neutral electron donor ligand exchange, by cross metathesis, using acetylene, using cumulated olefins, and in a one-pot method using diazo compounds and neutral electron donors.

BRIEF DESCRIPTION OF THE DRAWINGS

[0024] The invention will be better understood by reference to the appended figures wherein:

[0025] FIGS. 1A and 1B are representative kinetic plots for acyclic metathesis of 1-hexene with RuCl₂(=CHPh)(PCy₃)₂ (complex 10) at 0° C.; and

[0026] FIG. 2 is an ORTEP plot of RuCl₂(=CH-p-C₆H₄Cl)(PCy₃)₂ (complex 15).

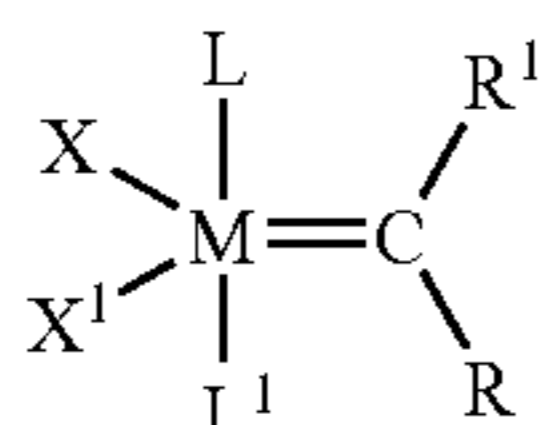
DETAILED DESCRIPTION OF THE INVENTION

[0027] The abbreviations Me, Ph, ⁱPr or i-Pr, Cy, Cp, n-Bu, and THF refer to methyl, phenyl, isopropyl, cyclohexyl, cyclopentyl, n-butyl, and tetrahydrofuran, respectively.

[0028] While previous investigations have explored the influence of the neutral electron donor and anionic ligands (i.e. L, L¹, X, and X¹) on the stability and utility of the ruthenium and osmium carbene complexes, the effect of variation of the alkylidene moieties (R and R¹) had not been studied. By studying the effect of these substituents, it has been discovered that ruthenium and osmium complexes containing the specific alkylidene moieties of the present invention have unexpectedly high initiation rates compared to the vinyl alkylidene complexes previously described. Quantitative data is included below that demonstrates that the initiation rates of the complexes of the present invention are approximately a thousand times higher than the initiation rates of the corresponding vinyl alkylidene complexes. In addition to having unexpectedly high initiation rates, the complexes of the present invention are stable in the presence of a variety of functional groups and have high metathesis

activity allowing them to catalyze a variety of metathesis reactions including metathesis reactions involving acyclic and unstrained cyclic olefins.

[0029] The compounds of the present invention are ruthenium and osmium alkylidene complexes of the general formula



where R^1 is hydrogen and R is selected from the specific group described below. Generally X and X^1 can be any anionic ligand and L and L^1 can be any neutral electron donor. Specific embodiments of X, X^1 , L, and L^1 are described in detail in U.S. Pat. Nos. 5,312,940 and 5,342,909 and U.S. patent applications Ser. Nos. 08/282,826 and 08/282,827.

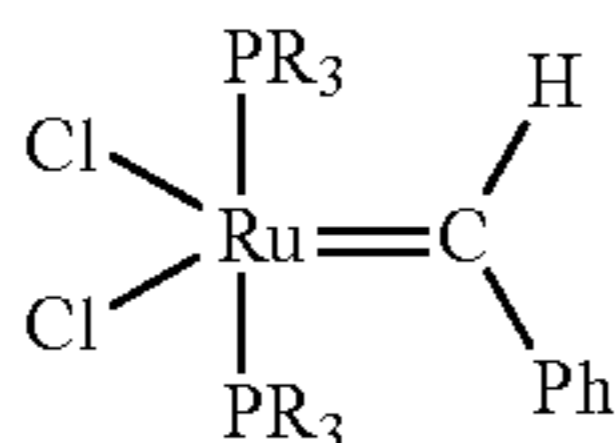
[0030] R may be hydrogen, substituted or unsubstituted alkyl, or substituted or unsubstituted aryl. The ruthenium and osmium carbene complexes of the present invention are stable in the presence of a variety of functional groups. A consequence of this is that the alkyl and aryl R groups may contain a variety of functional groups including alcohol, thiol, ketone, aldehyde, ester, ether, amine, imine, amide, nitro, carboxylic acid, disulfide, carbonate, isocyanate, carbodiimide, carbalkoxy, and halogen groups.

[0031] In a preferred embodiment R is hydrogen, C_1 - C_{20} alkyl, or aryl. The C_1 - C_{20} alkyl may optionally be substituted with one or more aryl, halide, hydroxy, C_1 - C_{20} alkoxy, or C_2 - C_{20} alkoxy carbonyl groups. The aryl may optionally be substituted with one or more C_1 - C_{20} alkyl, aryl, hydroxyl, C_1 - C_5 alkoxy, amino, nitro, or halide groups. In a more preferred embodiment, R is hydrogen, C_1 - C_4 alkyl, phenyl, C_1 - C_4 alkyl substituted with one or more groups selected from the group consisting of halide, hydroxy, and C_2 - C_6 alkoxy carbonyl, or phenyl substituted with one or more groups selected from the group consisting of C_1 - C_5 alkyl, C_1 - C_5 alkoxy, amino, nitro, and halide.

[0032] In a more preferred embodiment R may be hydrogen, methyl, ethyl, n-butyl, iso-propyl, $-\text{CH}_2\text{Cl}$, $-\text{CH}_2\text{CH}_2\text{CH}_2\text{OH}$, $-\text{CH}_2\text{OAc}$, phenyl. The phenyl may optionally be substituted with a chloride, bromide, iodide, fluoride, $-\text{NO}_2$, $-\text{NMe}_2$, methoxy, or methyl group. In a more preferred embodiment, the phenyl is para-substituted.

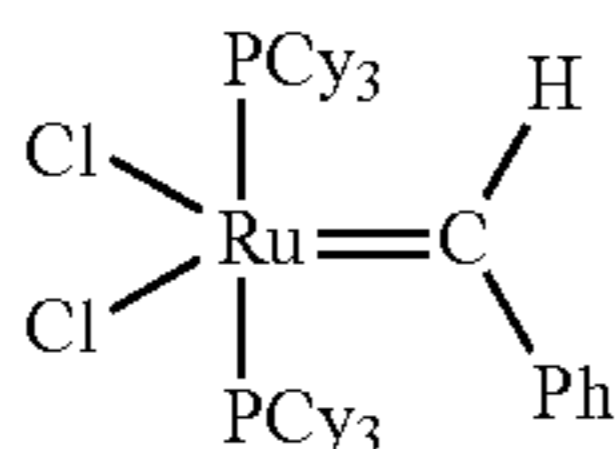
[0033] In a most preferred embodiment R is phenyl.

[0034] Preferred complexes of the present invention include



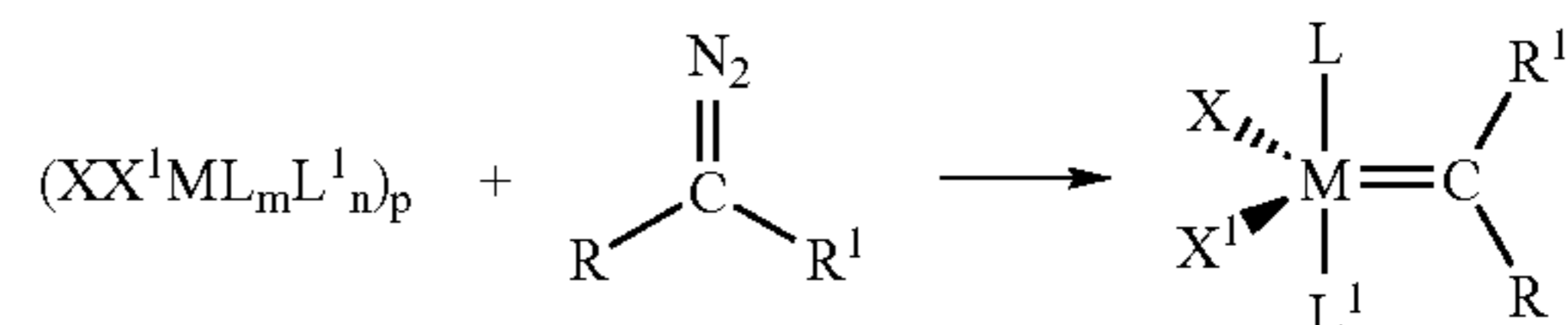
where R is cyclohexyl, cyclopentyl, iso-propyl, or phenyl.

[0035] The most preferred complex of the present invention is



[0036] The ruthenium and osmium alkylidene complexes of the present invention may be synthesized by a variety of different methods including those taught in P. Schwab et al. *Angew. Chem. Int. Ed. Engl.* 34, 2039-2041 (1995), and P. Schwab et al. *J. Am. Chem. Soc.* 118, 100-110 (1996), both of which are incorporated herein by reference.

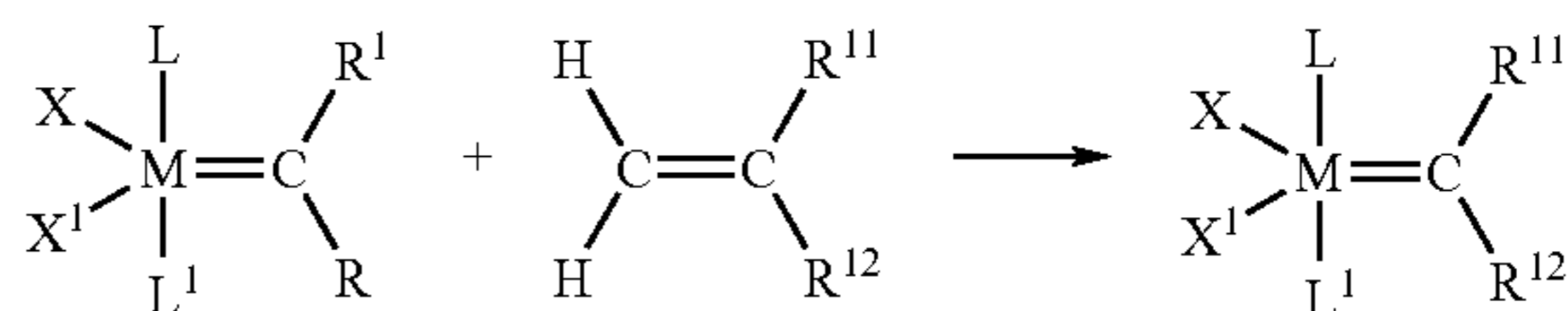
[0037] The ruthenium and osmium complexes of the present invention may be synthesized by alkylidene transfer from diazoalkanes. This synthetic method may generally be written as



where M, X, X^1 , L, L^1 , R and R^1 are as described above; m and n are independently 0-3 such that $m+n=3$; and p is a positive integer. In the diazo synthesis, a compound of the formula $(\text{XX}^1\text{ML}_m\text{L}^1_n)_p$ is contacted with a diazo compound of the formula $\text{RC}(\text{N}_2)\text{R}^1$ to yield an alkylidene according to the present invention.

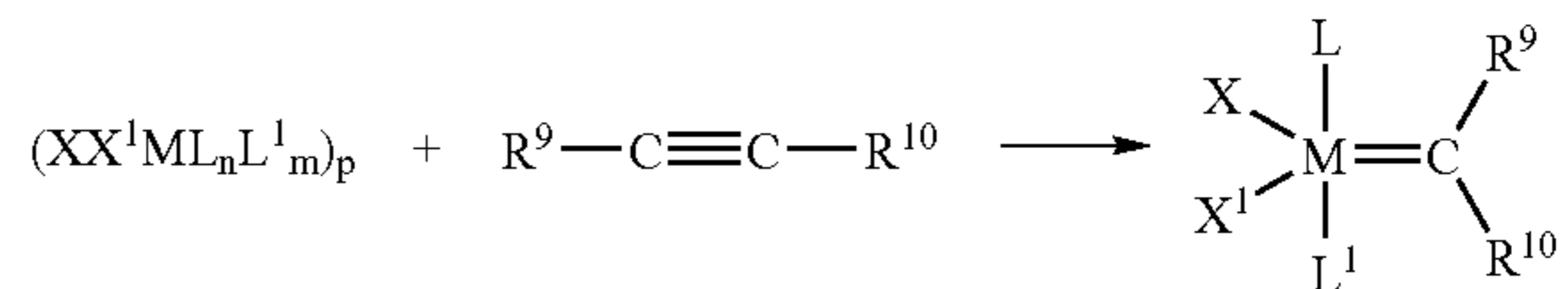
[0038] The ruthenium and osmium complexes of the present invention may also be synthesized by neutral electron donor ligand exchange as disclosed in U.S. Pat. Nos. 5,312,940 and 5,342,909 and U.S. patent applications Ser. Nos. 08/282,826 and 08/282,827.

[0039] The ruthenium and osmium complexes of the present invention may also be synthesized by cross metathesis. This method may generally be written as



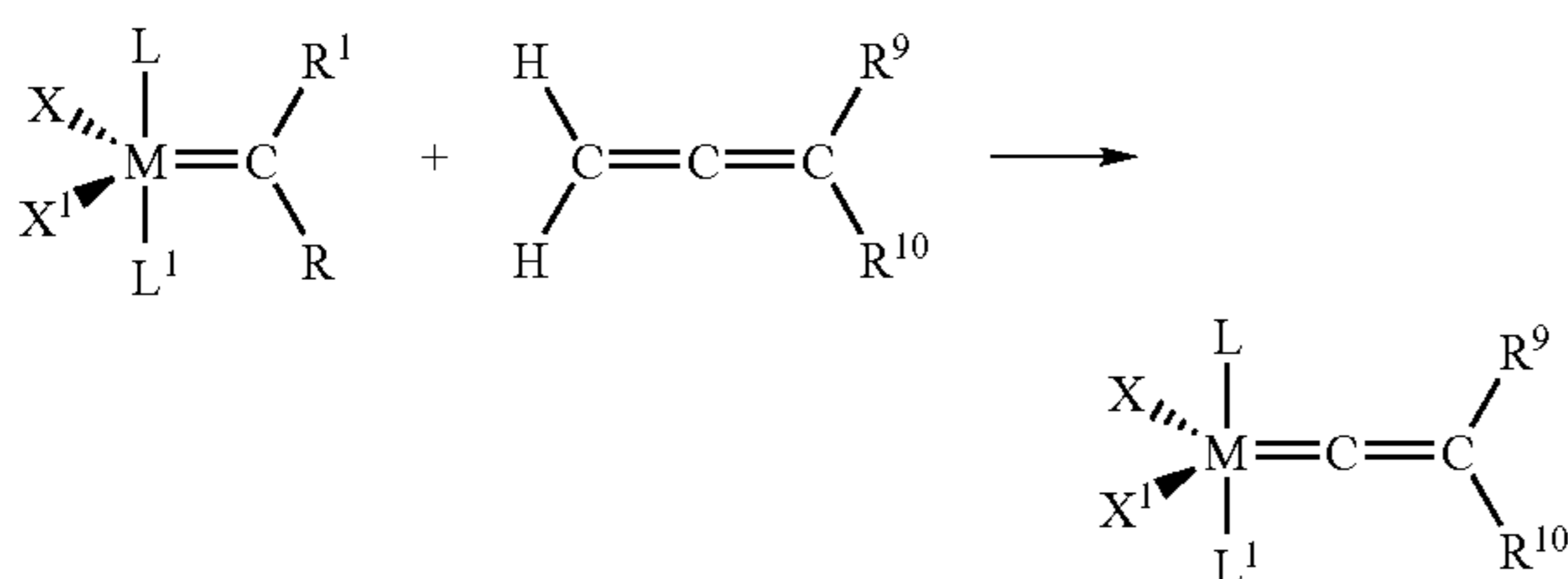
where R^{11} and R^{12} may be the same or different and may be hydrogen, substituted or unsubstituted alkyl, or substituted or unsubstituted aryl.

[0040] The ruthenium and osmium complexes of the present invention may also be synthesized using acetylene reactants. This method may generally be written as

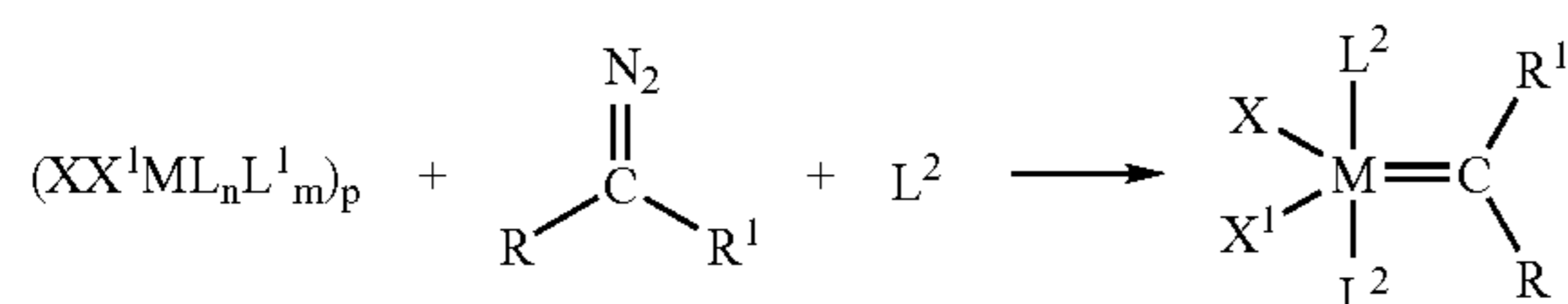


[0041] In the acetylene synthesis, a compound of the formula $(\text{XX}^1\text{ML}_m\text{L}^1_n)_p$ is reacted with an acetylene compound of the formula $\text{R}^9\text{CCR}^{10}$, to yield an alkylidene according to the present invention. R^9 and R^{10} may be the same or different and may be hydrogen, substituted or unsubstituted alkyl, or substituted or unsubstituted aryl.

[0042] The ruthenium and osmium complexes of the present invention may also be synthesized using cumulated olefins. This method may generally be written as



[0043] The ruthenium and osmium complexes of the present invention may also be synthesized by a “one pot” method that can generally be written as



[0044] In this method, a compound of the formula $(\text{X}^1\text{ML}_n\text{L}^1_m)_p$ is contacted with a diazo compound of the formula $\text{RC}(\text{N}_2)\text{R}^1$ in the presence of a neutral electron donor L^2 to yield an alkylidene compound according to the present invention.

[0045] The catalysts of the present invention are highly active in metathesis reactions and may be used to catalyze a variety of metathesis reactions including, but not limited to, ROMP of strained and unstrained cyclic olefins, RCM of acyclic dienes, self- and cross-metathesis reactions involving at least one acyclic or unstrained cyclic olefin, depolymerization of olefinic polymers, acyclic diene metathesis polymerization (“ADMET”), alkyne polymerization, carbonyl olefination, and preparation of telechelic polymers.

[0046] ROMP, RCM, cross metathesis, depolymerization, and telechelic polymer reactions have been described in detail in U.S. patent application Ser. No. 08/282,827. Those skilled in the art can readily identify the appropriate conditions for

carrying out these reactions using the complexes of the present invention. Any specific differences between the reactions disclosed in patent application Ser. No. 08/282,827 and those of the present invention are noted in the detailed descriptions given below.

[0047] Alkyne polymerization is described by R. Schlund et al. in *J. Am. Chem. Soc.* 1989, 111, 8004-8006, and by L. Y. Park et al. in *Macromolecules* 1991, 24 3489-3495, both of which are incorporated herein by reference. Carbonyl olefination is described by K. A. Brown-Wensley et al. in *Pure Appl. Chem.* 1983, 55, 1733-1744, by A. Agüero et al. in *J. Chem. Soc., Chem. Commun.* 1986, 531-533, and by G. C. Bazan et al. in *Organometallics* 1991, 10, 1062-1067, all of which are incorporated herein by reference. ADMET is described by K. B. Wagener et al. in *Macromolecules* 1991, 24, 2649-2657, which is incorporated herein by reference. Those skilled in the art can readily identify the appropriate conditions for carrying out these reactions using the complexes of the present invention.

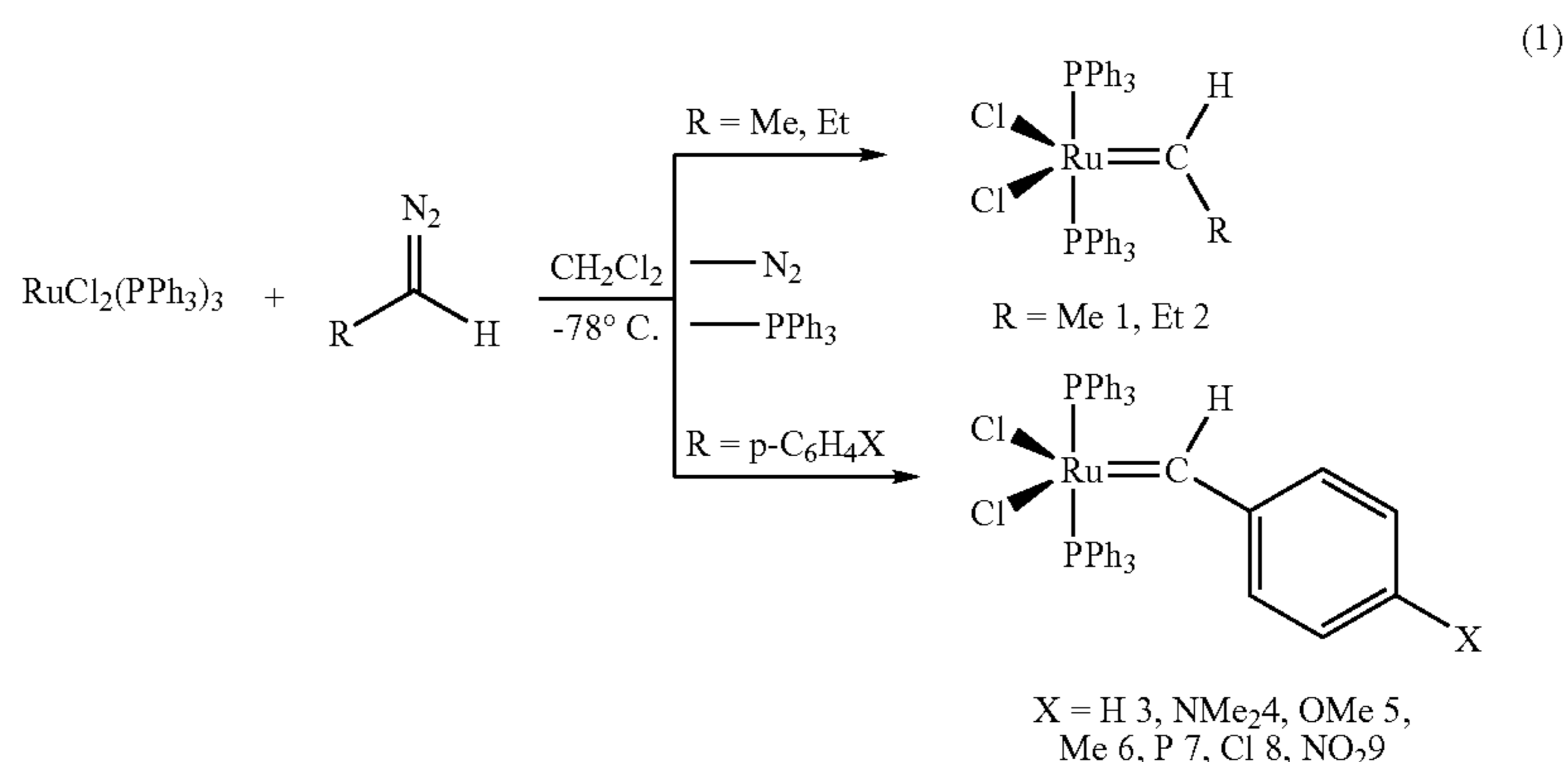
[0048] We now describe specific examples of the synthesis and olefin metathesis reactions described above. For clarity, detailed reaction conditions and procedures are described in the final, “Experimental Procedures” section.

Synthesis of Alkylidene Complexes

Synthesis of $\text{RuCl}_2(=\text{CHR})(\text{PPh}_3)_2$ Via Alkylidene Transfer From Diazoalkanes (Complexes 1-9)

[0049] The alkylidene complexes of the present invention may be synthesized by the reaction of $\text{RuCl}_2(\text{PPh}_3)_3$ with alkyl, aryl, and diaryldiazoalkanes. Generally, the synthesis reactions involve a spontaneous N_2 evolution at -78°C ., indicating rapid reaction of $\text{RuCl}_2(\text{PPh}_3)_3$ with diazoethane, diazopropane or a para-substituted aryldiazoalkane of the formula $p\text{-C}_6\text{H}_4\text{XCHN}_2$ to give $\text{RuCl}_2(=\text{CHR})(\text{PPh}_3)_2$ ($\text{R}=\text{Me}$ [complex 1], Et [complex 2]) and $\text{RuCl}_2(=\text{CH-}p\text{-C}_6\text{H}_4\text{X})(\text{PPh}_3)_2$ ($\text{X}=\text{H}$ [complex 3], NMe_2 [complex 4], OMe [complex 5], Me [complex 6], F [complex 7], Cl [complex 8], NO_2 [complex 9]), respectively (eq. 1). However, no reaction was observed with diphenyldiazomethane or 9-diazo-fluorene at RT, and reaction with diazomethane led to a complex mixture of unidentified products.

EQUATION 1



[0050] Complexes 1-9 were isolated in 80-90% yield as green air-stable solids. In all of these reactions, transfer of the alkylidene moiety from the diazo compound to ruthenium was clearly indicated by the characteristic downfield-resonances of H_α and C_α of the alkylidene moiety. Table I below lists selected NMR data for complexes 3-9.

TABLE I

Complex	X	H_α	$J_{HP}(\text{Hz})$	C_α	$J_{PC}(\text{Hz})$
3	H	19.56 ^a	10.2	310.12	11.4
4	NMe ₂	18.30	6.1	309.68	11.4
5	OMe	19.38 ^a	8.7	309.20	10.7
6	Me	19.55 ^a	9.6	309.17	10.9
7	F	19.24	9.0	307.51	11.4
8	Cl	19.27	9.2	307.34	10.6
9	NO ₂	19.47	10.8	313.43	11.2

Spectra taken in CD₂Cl₂ (in ppm) unless indicated otherwise.

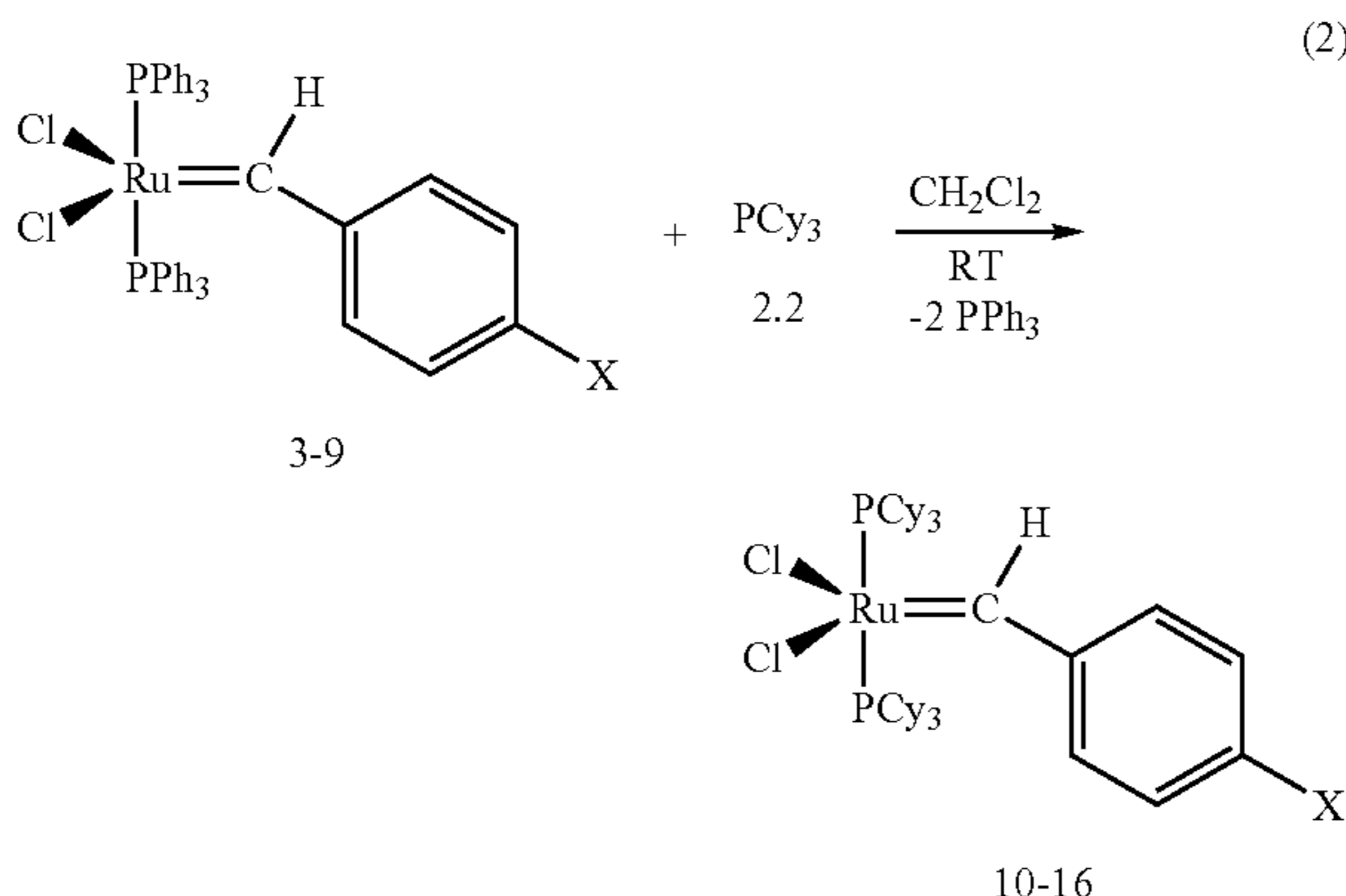
^aIn C₆D₆ (in ppm).

[0051] In analogy to the structurally characterized vinyl alkylidene RuCl₂(=CH—CH=CPh₂)(PPh₃)₂ (Complex A), these resonances appear as triplets due to ³¹P coupling. These spectroscopic data suggest that the phosphines are mutually trans and that the alkylidene unit lies in the P—Ru—P-plane. Additionally, the chemical shifts of H_α and C_α in complexes 3-9 are downfield compared to RuCl₂(=CH—CH=CPh₂)(PPh₃)₂ (Complex A) (67 H_α =17.94, C_α =288.9 ppm), possibly attributed to the relatively reduced conjugation of the alkylidene unit of complexes 3-9. This phenomenon might also be responsible for the relative instability of complexes 1-9 in solution. These complexes decompose within several hours via bimolecular pathways as evidenced by the formation of the corresponding disubstituted olefins RCH=CHR (R=Me, Et, p-C₆H₄X).

Synthesis of RuCl₂(=CH-p-C₆H₄X)(PCy₃)₂ Via Phosphine Exchange (Complexes 10-16)

[0052] To broaden the synthetic utility of the triphenylphosphine catalysts, analogous trialkylphosphine derivatives of complexes 3-9 were prepared by phosphine exchange. Treatment of complexes 3-9 with 2.2 equiv. tricyclohexylphosphine at RT afforded, after work-up, RuCl₂(=CH-p-C₆H₄X)(PCy₃)₂ (X=H [complex 10], NMe₂ [complex 11], OMe [complex 12], Me [complex 13], F [complex 14], Cl [complex 15], NO₂ [complex 16]), as purple (complex 11 is green) microcrystalline solids in high yields according to the following reaction:

EQUATION 2



[0053] The fully-characterized compounds were air-stable in the solid state and did not show any signs of decomposition in solution (CH₂Cl₂ or C₆H₆), even when heated to 60° C. or in presence of alcohols, amines or water. Selected solution NMR data for complexes 10-16 are listed in Table II. As can be seen from this data, in contrast to the PPh₃ complexes 3-9, no ³¹P coupling was observed for the H_α resonances of complexes 10-16 in the ¹H NMR. The chemical shifts of these resonances are dependent on the electronic nature of the X substituent.

TABLE II

Complex	X	H_α	C_α	$J_{PC}(\text{Hz})$
10	h	20.02	294.72	7.6
11	NMe ₂	18.77	286.13	a
12	OMe	19.48	290.90	a
13	Me	19.80	293.86	8.3
14	F	19.86	291.52	8.6
15	Cl	19.98	291.46	8.0
16	NO ₂	20.71	289.07	7.6

Spectra taken in CD₂Cl₂ (in ppm).

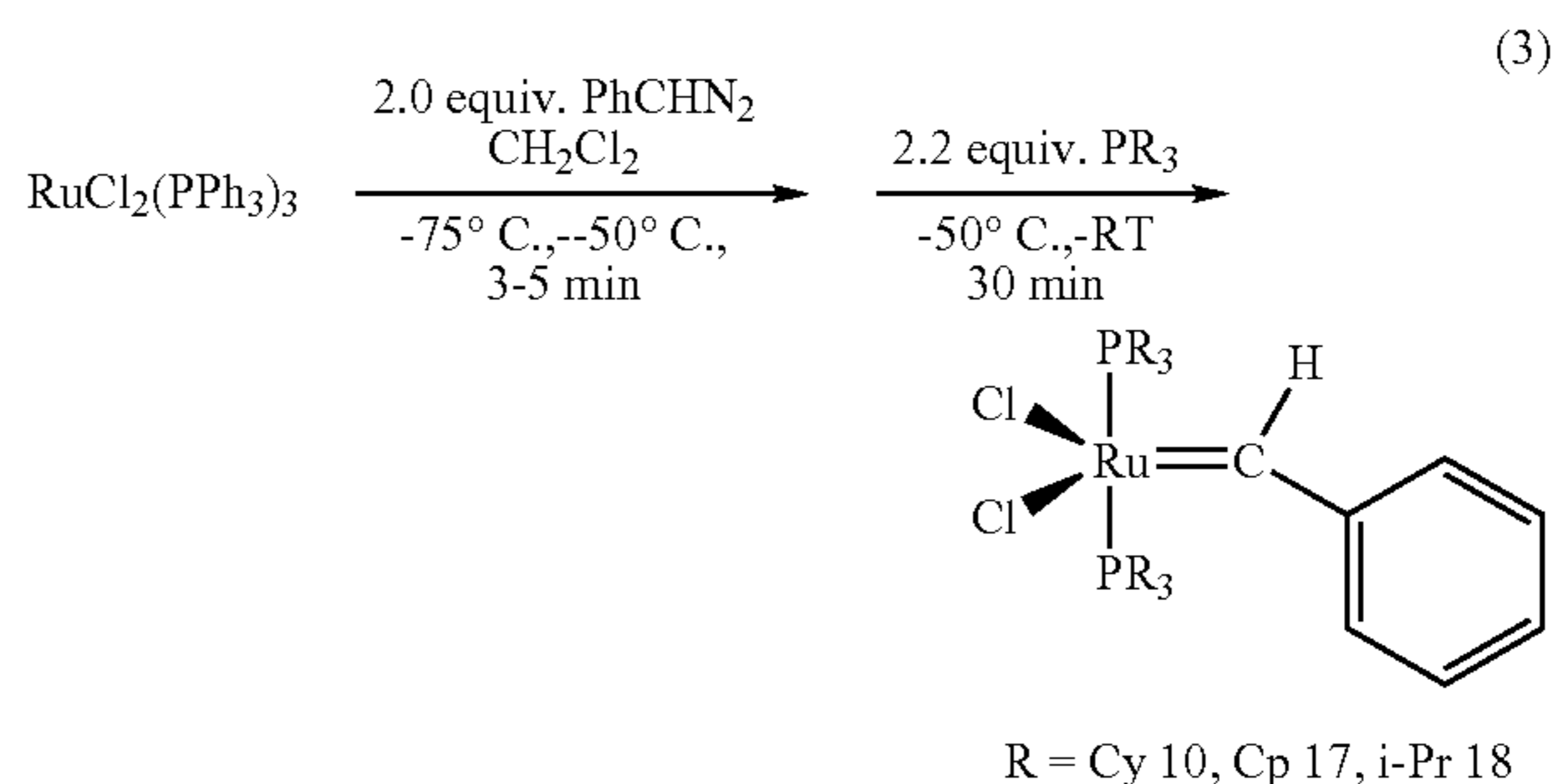
a broad signal

[0054] The lack of ³¹P coupling suggests that the alkylidene moiety is perpendicular to the P—Ru—P-plane as in RuCl₂(=CH—CH=CPh₂)(PCy₃)₂ (Complex B). Also, the resonance shifts' dependency on the electronic nature of the X substituent suggests a high degree of conjugation between the carbene carbon and the aromatic ring of the benzylidene moiety.

One-Pot Synthesis of RuCl₂(=CHPh)(PR₃)₂ (Complexes 10, 17 And 18)

[0055] Due to the relative instability of the intermediate RuCl₂(=CHPh)(PPh₃)₂ (complex 3) in solution, RuCl₂(=CHPh)(PCy₃)₂ (complex 10) can be synthesized in 75-80% yield from RuCl₂(PPh₃)₃. However, avoiding isolation of complex 3 and adding tricyclohexylphosphine at ≈-50° C. shortly after RuCl₂(PPh₃)₃ was treated with phenyldiazomethane, complex 10 can be obtained in nearly quantitative yield in less than 1 hour in a so-called "one pot synthesis". The same procedure can also be applied to the synthesis of more soluble derivatives including RuCl₂(=CHPh)(PR₃)₂ where R is Cp (complex 17) or R is ⁱPr (complex 18) that exhibit comparable metathesis activity, according to the following reaction:

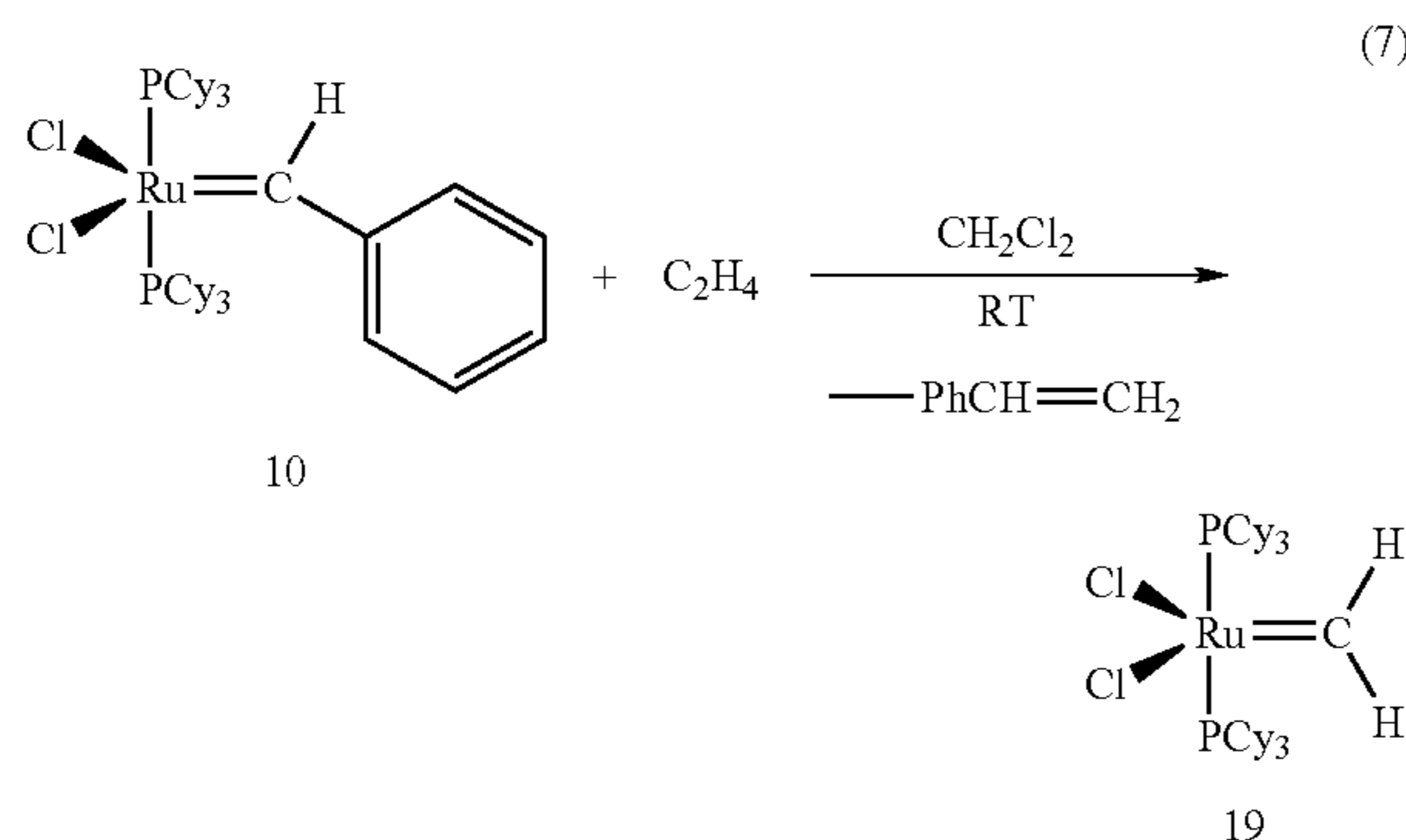
EQUATION 3



Synthesis of Methylidene Complex RuCl₂(=CH₂)(PCy₃)₂ (Complex 19)

[0056] Whereas RuCl₂(=CH—CH=CPh₂)(PCy₃)₂ (Complex B) reacts with ethylene under 100 psi pressure at 50° C. in CD₂Cl₂ within several hours to reach an equilibrium of RuCl₂(=CH—CH=CPh₂)(PCy₃)₂ (Complex B) and RuCl₂(=CH₂)(PCy₃)₂ (complex 19) in a ratio of 80:20, benzylidene RuCl₂(=CHPh)PCy₃)₂ (complex 10) is quantitatively converted to the methylidene complex 19 within a few minutes at RT under 14 psi of ethylene (eq. 7).

EQUATION 7



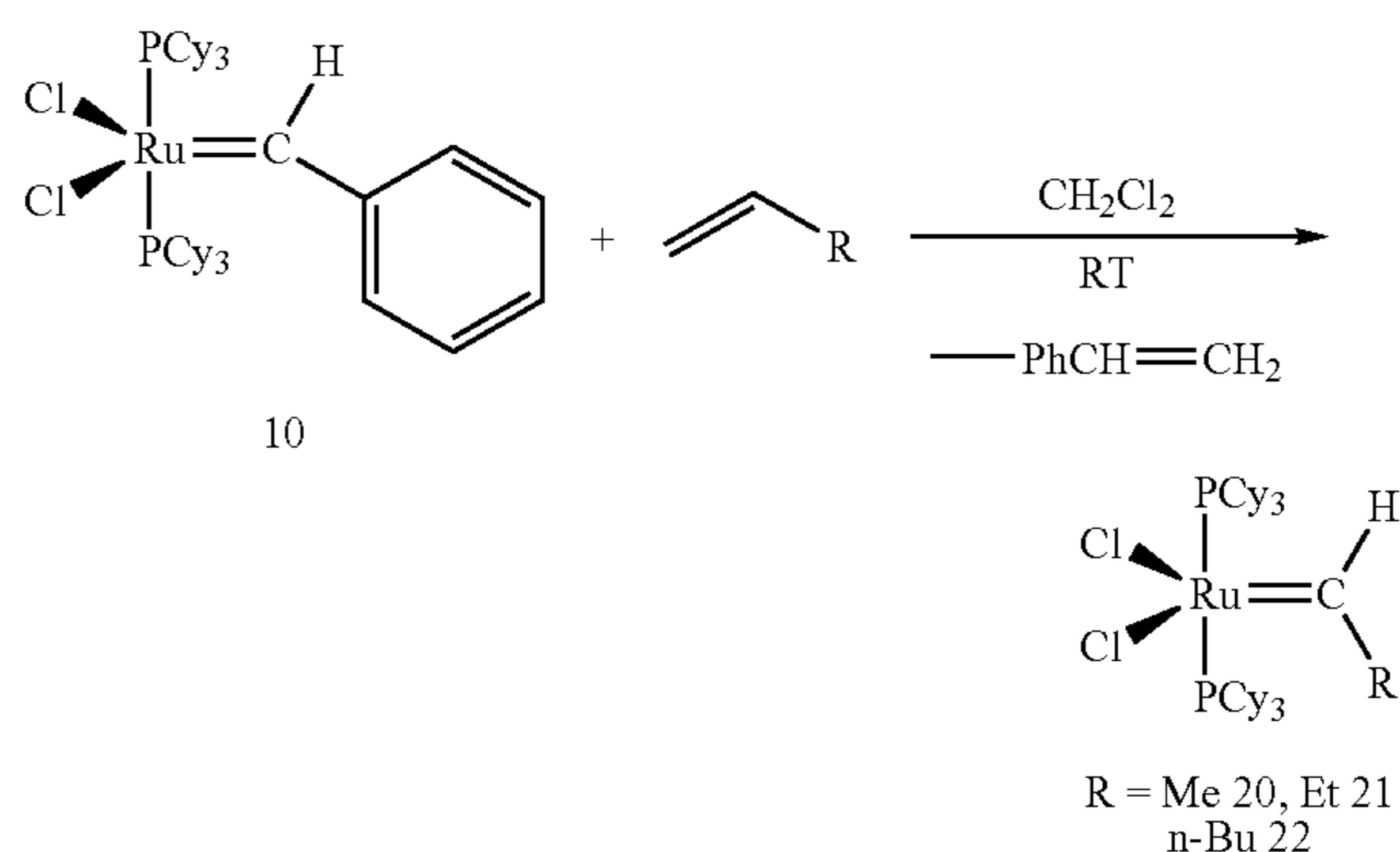
[0057] Complex 19 is isolated as a red-purple, air-stable solid. A pentacoordinate ruthenium center may be inferred from the analytic and spectroscopic data. Methylidene complex 19 is less stable in solution than benzylidene complex 10; decomposition is observed after 12 hours in solution (CH_2Cl_2 , C_6H_6). The decomposition rate increases as catalyst solutions are heated. Among all isolated methylidene complexes including $\text{RuCl}(\text{NO})(\text{CH}_2)(\text{PPh}_3)_2$ and $\text{Ir}=\text{CH}_2(\text{N}(\text{SiMe}_2-\text{CH}_2\text{PPh}_2)_2)$, complex 19 is the first isolable metathesis-active methylidene complex. Complex 19 has a high activity and exhibits a similar stability towards functional groups as benzylidene complex 10, as shown in the ROMP of cyclooctene and 1,5-cyclooctadiene and in ring-closing metathesis of diethyldiallyl malonate.

Synthesis of Substituted Alkylidene Complexes Via Cross Metathesis

[0058] The rapid reaction of $\text{RuCl}_2(=\text{CHPh})(\text{PCy}_3)_2$ (complex 10) with ethylene to give $\text{RuCl}_2(=\text{CHPh})(\text{PCy}_3)_2$ (complex 19) has prompted extension by the inventors of these metathesis studies to terminal and disubstituted olefins. Although olefin metathesis is an equilibrium process, the kinetic products may be isolated under certain conditions. Indeed, complex 10 is quantitatively converted to the alkylidenes according to the formula $\text{RuCl}_2(=\text{CHR})(\text{PCy}_3)_2$ [$\text{R}=\text{Me}$ (complex 20), $\text{R}=\text{Et}$ (complex 21), $\text{R}=\text{n-Bu}$ (com-

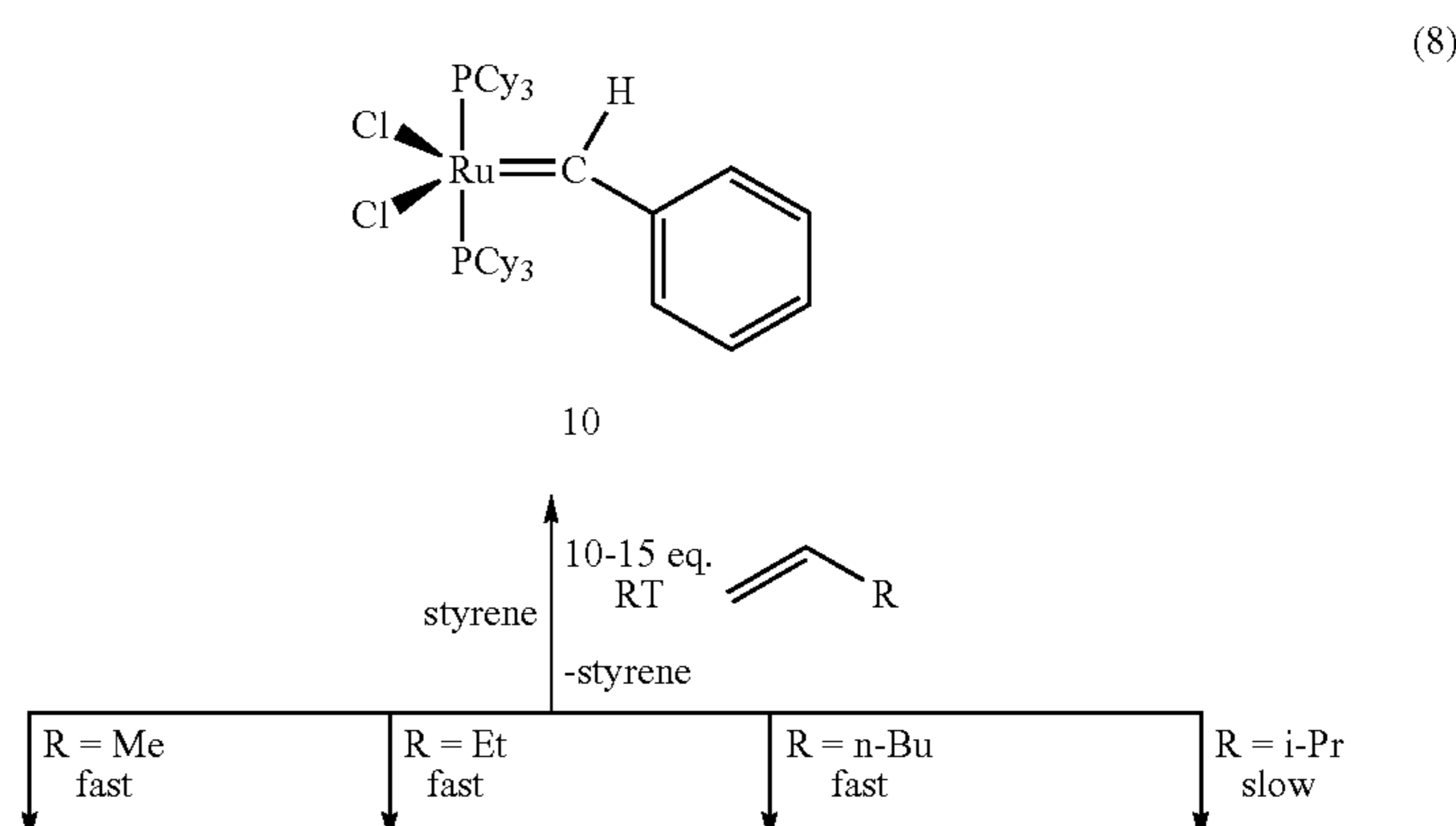
plex 22)] when reacted with a tenfold excess of propene, 1-butene or 1-hexene, respectively. In each case, an equimolar amount of styrene was formed and spectroscopically identified (eq. 4).

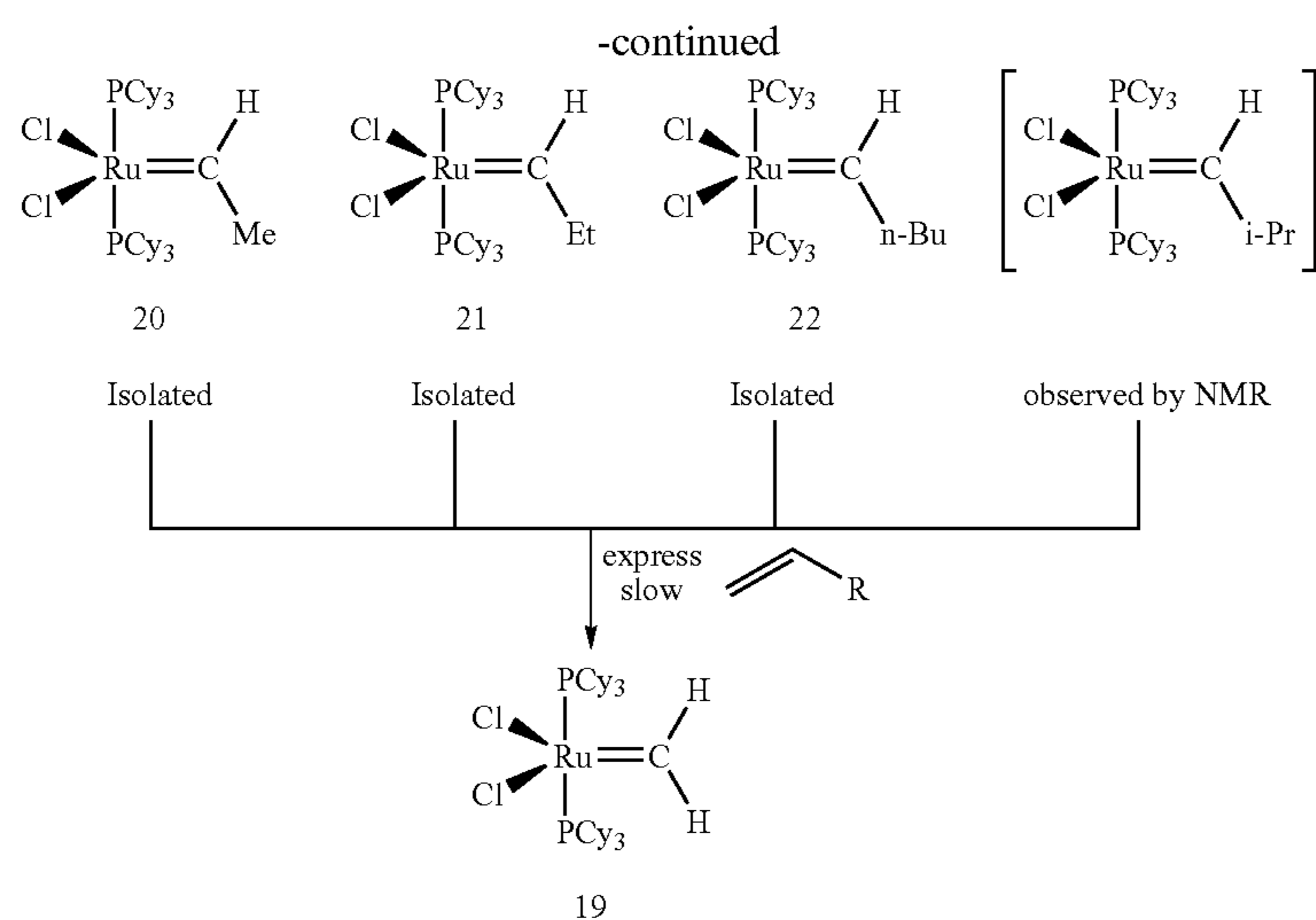
EQUATION 4



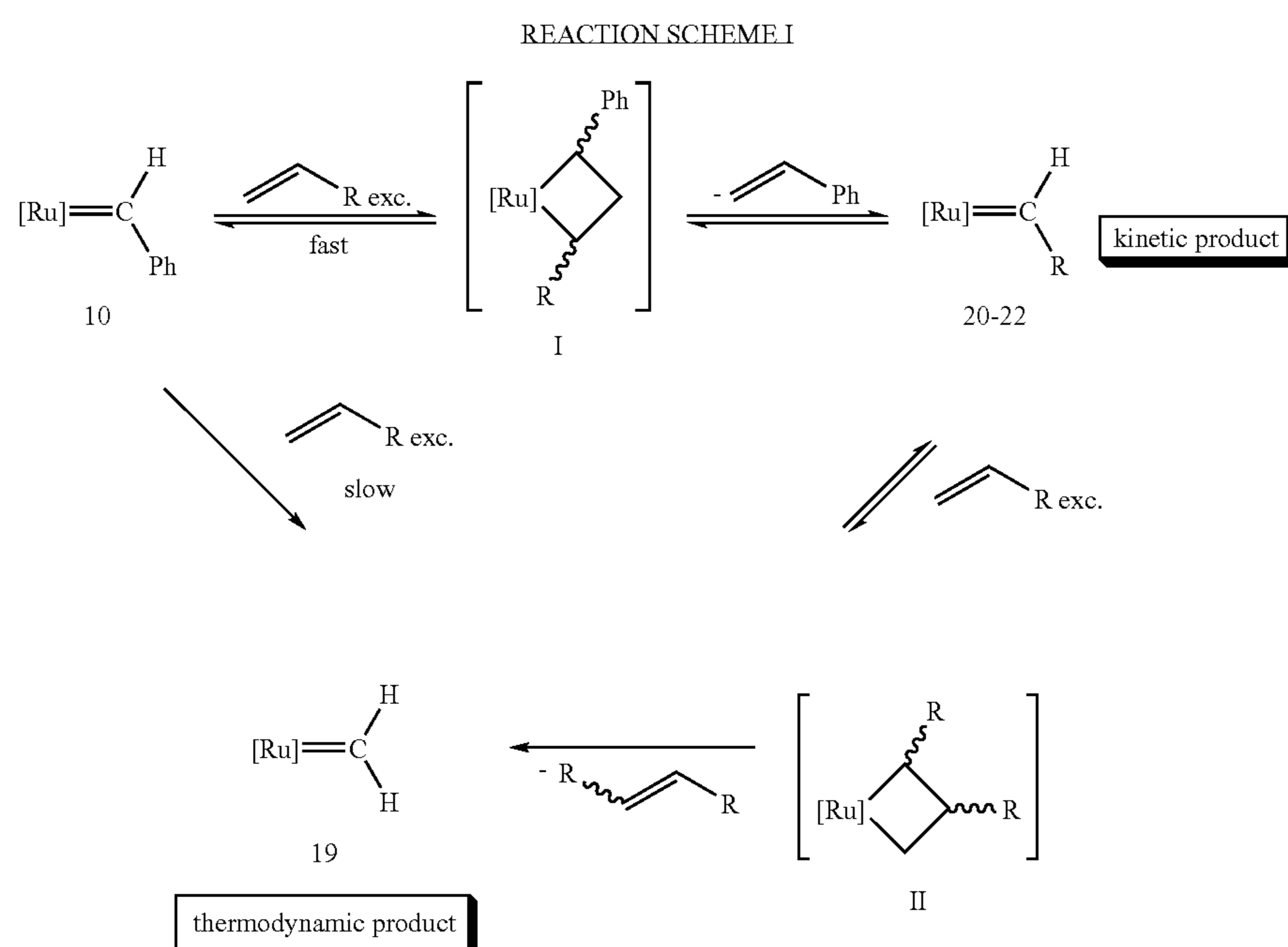
[0059] The isolated compounds 20-22 are comparable to precursor complex 10 in stability and solubility and reconvert to precursor complex 10 in the presence of a large excess (30-50 equiv.) of styrene. Metathesis of disubstituted olefins cis-2-butene and cis-3-hexene leads to the formation of $\text{RuCl}_2(=\text{CHR})(\text{PCy}_3)_2$ from benzylidene complex 10. However, due to the steric bulk of these olefins, the reactions proceed considerably slower than with the corresponding terminal olefins. No reaction occurred between precursor complex 10 and 3,3-dimethyl-1-butene, and the steric interaction between the metal fragment and the incoming olefin is also presumed to be responsible for the slow reaction with 20 equiv. 3-methyl-1-butene. The expected alkylidene $\text{RuCl}_2(=\text{CH}^i\text{Pr})(\text{PCy}_3)_2$ was identified by NMR, but its concentration remained small and constant throughout the reaction. After 6 hours, initiation was complete and methylidene complex 19 was isolated as the sole reaction product. If alkylidene forms of $\text{RuCl}_2(=\text{CHR})(\text{PCy}_3)_2$ of complexes 20-22 are not isolated immediately after formation, slow reaction with excess olefin results in the formation of $\text{RuCl}_2(=\text{CH}_2)(\text{PCy}_3)_2$ (complex 19) within 10-15 hours (eq. 8).

EQUATION 8





[0060] As proposed in the reaction scheme I below, complex 10 is likely to react with a terminal olefin to rapidly form a metallocyclobutane intermediate I, in that the two substituents (Ph and R) are in 1,3-position for steric reasons. Productive cleavage of the intermediate metallacycle leads to the formation of alkylidene complexes 20-22 as kinetic products.

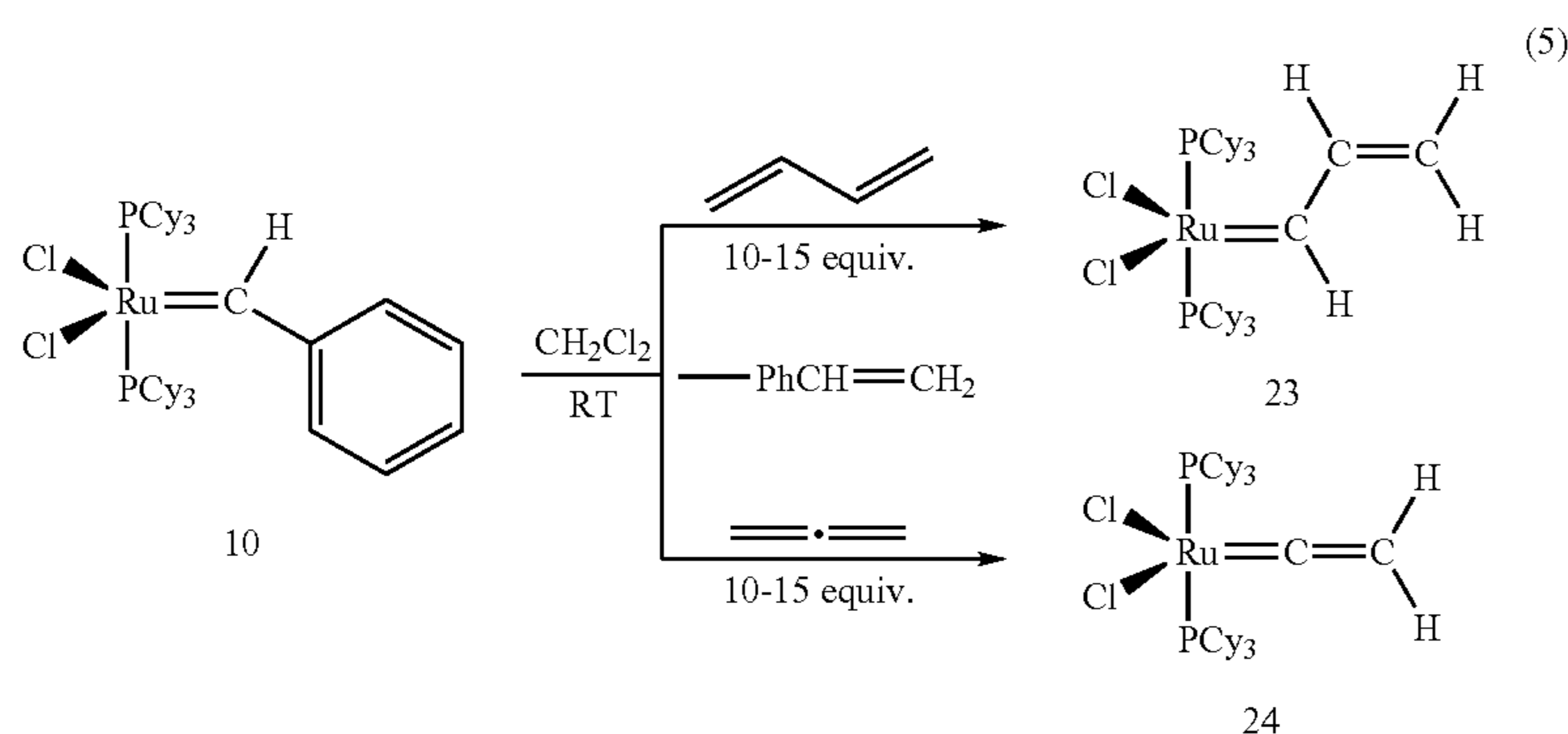


[0061] On extended reaction times, alkylidene complexes $\text{RuCl}_2(=\text{CHR})(\text{PCy}_3)_2$ (complexes 20-22) undergo a slow reaction with excess olefin to form methylidene complex 19 presumably through intermediate metallocyclobutane II. $\text{RuCl}_2(=\text{CH}_2)(\text{PCy}_3)_2$ (complex 19) appears to be the thermodynamic product as it will not metathesize α -olefins in dilute conditions.

Metathesis of Conjugated And Cumulated Olefins

[0062] Treatment of $\text{RuCl}_2(=\text{CHPh})(\text{PCy}_3)_2$ (complex 10) with a tenfold excess of 1,3-butadiene and 1,2-propadiene resulted in the high-yield formation of vinylalkylidene $\text{RuCl}_2(=\text{CH}-\text{CH}=\text{CH}_2)(\text{PCy}_3)_2$ (complex 23) and vinylidene $\text{RuCl}_2(=\text{C}=\text{CH}_2)(\text{PCy}_3)_2$ (complex 24), respectively (eq. 5). The former complex cannot be synthesized via ring-opening of cyclopropene.

EQUATION 5



[0063] The spectroscopic data for these complexes is similar to those of related compounds $\text{RuCl}_2(=\text{CH}-\text{CH}=\text{CPh}_2)(\text{PCy}_3)_2$ (complex B) and $\text{RuCl}_2(=\text{C}=\text{CH}-t\text{-Bu})(\text{PPh}_3)_2$. In contrast to observations made in the synthesis of $\text{RuCl}_2(=\text{CHR})(\text{PCy}_3)_2$ [$\text{R}=\text{Me}$ (complex 20), Et (complex 21), $n\text{-Bu}$ (complex 22)], that no methylidene $\text{RuCl}_2(=\text{CH}_2)(\text{PCy}_3)_2$ (complex 19) was formed at extended reaction times can be explained by the low activity of complexes 23 and 24 towards their olefinic precursors. However, both complexes 23 and 24 exhibit ROMP-activity that, in the case of the former, was evidenced by comparatively slow polymerization of cyclooctene ($\text{PDI}=2.0$). Vinylidene complex 24 rapidly polymerized norbornene, although relatively slow

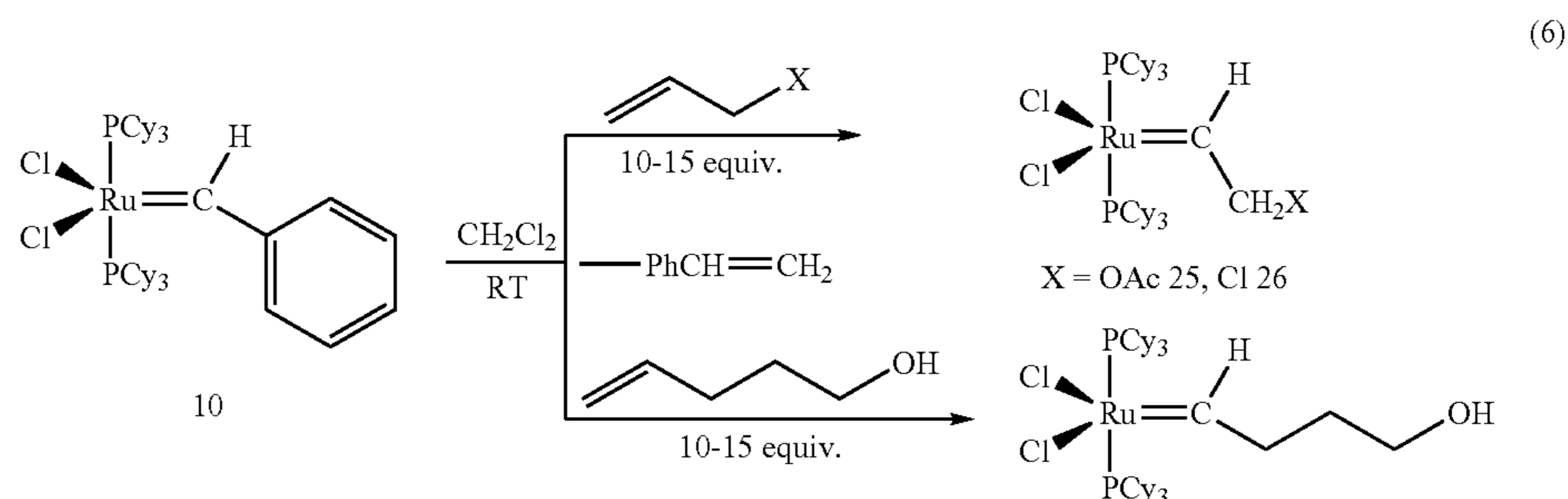
initiation can be inferred by the lack of the characteristic color change, and both compounds are inactive for metathesis of acyclic olefins.

Introduction of Functional Groups Via Metathesis

[0064] Although less active than their early transition metal counterparts, ruthenium alkylidenes have broader synthetic utility due to their tolerance of functional groups and protic media. The inventors have shown that vinylalkylidenes $\text{RuCl}_2(=\text{CH}-\text{CH}=\text{CPh}_2)(\text{PR}_3)_2$ ($\text{R}=\text{Ph}$, complex A; or $\text{R}=\text{Cy}$, complex B) react readily with electron-rich olefins, such as vinyl ethers $\text{H}_2\text{C}=\text{CH}-\text{OR}'$, to yield metathesis-inactive $\text{RuCl}_2(=\text{CH}-\text{OR}')(\text{PR}_3)_2$. This irreversible reaction has been extensively utilized by the inventors for the endcapping of growing polymer chains. Electron-deficient olefins are not metathesized by the triphenylphosphine catalyst RuCl_2

($=\text{CH}-\text{CH}=\text{CPh}_2$)(PPh_3)₂ (complex A), and the tricyclohexylphosphine catalyst $\text{RuCl}_2(=\text{CH}-\text{CH}=\text{CPh}_2)(\text{PCy}_3)_2$ (complex B) displays only limited activity towards these substrates. However, the enhanced activity of the benzylidene catalyst complex 10 prompted further exploration of this reaction. As shown in eq. 6, metathesis of functionalized olefins catalyzed by benzylidene complex 10 is not limited to electron-rich olefins, such as allyl acetate, but also includes electron-deficient alkenes, such as allyl chloride. Benzylidene complex 10, will also undergo efficient metathesis of unprotected en-ols, as shown with 4-pentene-1-ol, to generate the corresponding hydroxy alkylidene $\text{RuCl}_2(=\text{CH}(\text{CH}_2)_3\text{OH})(\text{PCy}_3)_2$ (complex 27) (eq. 6).

EQUATION 6



[0065] Compounds 25-27 were readily isolated and fully characterized. In all cases the alkylidene H_α resonances appeared as triplets due to coupling with the vicinal CH_2 groups. Alkylidenes 25-27 are active in ROMP of low strained olefins, which makes them attractive catalysts for the synthesis of telechelic and other functionalized polymers.

Use of Alkylidene Complexes As Metathesis Catalysts

Kinetic Studies of the Polymerization of Norbornene Catalyzed By $RuCl_2(=CH-p-C_6H_4X)(PPh_3)_2$ (Complexes 3-9)

[0066] Complexes 3-9 polymerize norbornene at a rate of approx. 150 equiv./hour in CH_2Cl_2 at RT to give polynorbornene in quantitative yields. All reactions were accompanied by a characteristic color change from green-brown to orange that indicates complete initiation. The resulting polymers are approximately 90% trans as determined by 1H NMR. However, the present catalysts produce nearly monodispersed polymers ($PDI=1.04-1.10$, compared to 1.25 for $RuCl_2(=CH-CH=CPh_2)(PPh_3)_2$ (complex A), consistent with measured initiation rates. As observed for $RuCl_2(=CH-CH=CPh_2)(PPh_3)_2$ (complex A), complexes 3-9 fulfill the general criteria for living systems since the propagating alkylidene (1H NMR: δ 17.79 ppm (dt)) is stable throughout the reaction, and the molecular weights of the polymers display a linear dependence on the [catalyst]/[monomer] ratio.

[0067] The influence of the para-substituents in the alkylidene moiety on the metathesis activity was qualitatively assessed. Catalysts based on complexes 3-9 ($RuCl_2(=CH-p-C_6H_4X)(PPh_3)_2$, $[Ru]=0.022$ M) were treated with norbornene ($[monomer]=0.435$ M) in CH_2Cl_2 solution. The pseudo first-order rate constants for initiation and propagation were obtained by integrating the H_α resonances of complexes 3-9 against the corresponding resonance of the propagating alkylidene species, and monitoring the decreasing monomer concentration against an internal ferrocene standard, respectively. The derived values of k_i and k_p are listed in Table III.

TABLE III

Complex	X	Initiation Rate Constant, k_i ($\times 10^{-3}/mol \cdot sec$)	Propagation Rate Constant, k_p ($\times 10^{-3}/mol \cdot sec$)	k_i/k_p
3	H	11.5	1.28	9.0
4	NMe ₂	3.32	1.28	2.6
5	OMe	3.34	1.28	2.6
6	Me	3.69	1.28	2.9
7	F	6.19	1.28	4.8
8	Cl	1.56	1.28	1.2
9	NO ₂	2.91	1.28	2.3

a For $[Ru] = 0.022$ M; $[norbornene] = 0.435$ M in C_6D_6 at 17° C.

[0068] As can be seen in Table III, the electronic effect of X in $RuCl_2(=CH-p-C_6H_4X)(PPh_3)_2$ on initiation rate seems to be relatively small: the rate in the fastest case (X=H [complex 3]) was approximately 10 times higher than in the slowest (X=Cl [complex 8]). A general trend concerning the electronic influence of the substituents X was not observed. Under similar reaction conditions with $RuCl_2(=CH-CH=CPh_2)(PPh_3)_2$ (complex A) as catalyst, observed initiation was <50%. When norbornene consumption was complete, uninitiated carbene was spectroscopically identified.

The extrapolated ratio of $k_i/k_p=6 \times 10^{-3}$ is approximately 1000 times smaller than that observed for complexes 3-9. These results suggest that conjugation seems to decrease k_i , presumably by lowering the ground state energy of the starting arylidenes for complexes 3-9 relative to the likely metallocyclobutane intermediate. Although benzylidene forms of complexes 3-9 are better initiators than $RuCl_2(=CH-CH=CPh_2)(PPh_3)_2$ (Complex A), application of the former as metathesis catalysts is similarly limited to ROMP of relatively high-strained cyclic olefins, such as norbornene and cyclobutene derivatives, whose calculated strain energies exceed 10-15 kcal/mol.

ROMP Activity of $RuCl_2(=CH-p-C_6H_4X)(PCy_3)_2$ (Complexes 10-16)

[0069] Benzylidenes $RuCl_2(=CH-p-C_6H_4X)(PCy_3)_2$ (complexes 10-16) are extremely active ROMP-catalysts compared to their PPh_3 analogs complexes 3-9. Except for norbornene, ROMP of highly strained monomers including functionalized norbornenes, 7-oxanorbornenes, and variously substituted cyclobutenes was proved to be living and lead to polymers with exceptionally narrow molecular weight distributions ($PDI < 1.1$). In analogy to $RuCl_2(=CH-CH=CPh_2)(PCy_3)_2$ (complex B), complexes 10-16 can also polymerize low-strain cycloolefins, such as cyclooctene and 1,5-cyclooctadiene. Although the corresponding polymers are not monodispersed ($PDI \approx 1.50-1.60$), these polymerizations proceed more rapidly and with significantly lower polydispersities than with $RuCl_2(=CH-CH=CPh_2)(PCy_3)_2$ (complex B) as catalyst ($PDI \approx 2.50$). However, the occurrence of "back-biting" in these reactions causes broader PDIs. Therefore, these polymerizations cannot be considered living, even though a propagating alkylidene was observed for ROMP of cyclooctadiene by 1H NMR (δ 18.88 (t)) with complex 10.

[0070] Complex 10 also reacts with cyclooctatetraene in CD_2Cl_2 with complete initiation, but propagation does not occur, and facile back-biting leads to the formation of benzene. The increased activity of complexes 10-16 compared to $RuCl_2(=CH-CH=CPh_2)(PCy_3)_2$ (Complex B) is attributed to a faster initiation rate. Recently developed catalyst mixtures containing [(cymene) $RuCl_2$]₂, a bulky tertiary phosphine and trimethylsilyldiazomethane were found to catalyze ROMP of cyclooctenes.

Metathesis of Acyclic Olefins

[0071] The inventors recently showed that vinylalkylidene $RuCl_2(=CH-CH=CPh_2)(PCy_3)_2$ (Complex B) exhibits metathesis activity towards acyclic olefins, e.g., cis-2-pentene. Although the turnover-numbers were modest compared to the best of the tungsten and molybdenum-based catalysts, vinylalkylidene $RuCl_2(=CH-CH=CPh_2)(PCy_3)_2$ (complex B) was the first example of acyclic metathesis induced by a ruthenium carbene complex. However, slow initiation was a present limitation for its general use as a catalyst. Due to their exceptionally high activity in ROMP, complexes 10-16 were found to be efficient acyclic metathesis catalysts, as representatively shown with benzylidene $RuCl_2(=CHPh)(PCy_3)_2$ (complex 10), discussed below.

Kinetic Studies With $RuCl_2(=CH-p-C_6H_4X)(PCy_3)_2$ (Complexes 10-16)

[0072] The electronic influence of X on the initiation rates of $RuCl_2(=CH-p-C_6H_4X)(PCy_3)_2$ (complexes 10-16) was

probed by examining their reactions with 1-hexene. Clean and quantitative conversion to the pentylidene $\text{RuCl}_2(\text{=CH-n-Bu})(\text{PCy}_3)_2$ complex 22 was observed in all cases. Pseudo first-order rate constants were measured by integration of the H_α resonances of benzyldiene complexes 10-16 versus pentylidene complex 22. Representative plots are shown in FIGS. 1A and 1B, and initiation rate constants (k_i) are listed in Table IV.

TABLE IV

Complex	X	Initiation Rate Constant $k_i \cdot 10^{-3} (\text{l/mol} \cdot \text{sec})$
10	H	2.87
11	NMe ₂	0.31
12	OMe	1.01
3	Me	2.15
14	F	1.21
15	Cl	1.37
16	NO ₂	1.77

a For $[\text{Ru}] = 0.01 \text{ M}$; $[1\text{-hexene}] = 0.32 \text{ M}$ in CD_2Cl_2 at $T = 0^\circ \text{C}$.

[0073] As observed for living-ROMP of norbornene with catalysts $\text{RuCl}_2(\text{=CH-p-C}_6\text{H}_4\text{X})(\text{PPh}_3)_2$ (complexes 3-9), the range of k_i s among the substituted benzyldienes is approximately an order of magnitude. Although no general trend can be discerned, any perturbation to the aromatic π -system (i.e., $\text{X} \neq \text{H}$) decreases the initiation rate. $\text{RuCl}_2(\text{=CHPh})(\text{PCy}_3)_2$ (complex 10) initiated approximately 1000 times faster than vinylidene $\text{RuCl}_2(\text{=CH-CH=CPh}_2)(\text{PCy}_3)_2$ (Complex B) which did not completely react to give pentylidene complex 22 under the above-mentioned conditions.

Structure of Exemplary Complex

X-Ray Diffraction Study of $\text{RuCl}_2(\text{=CH-p-C}_6\text{H}_4\text{Cl})(\text{PCy}_3)_2$ (Complex 15)

[0074] Representative of complexes 10-16, the structure of the Cl-substituted benzyldiene $\text{RuCl}_2(\text{=CH-p-C}_6\text{H}_4\text{Cl})(\text{PCy}_3)_2$ was further confirmed by a single crystal X-ray diffraction study. An ORTEP drawing of this complex is shown in FIG. 2, and selected bond lengths and angles are given in Table V below. The analysis reveals distorted square-pyramidal coordination with a nearly linear $\text{Cl}(1)\text{-Ru-Cl}(2)$ angle (167.61°). The carbene unit is perpendicular to the P1-Ru-P2 plane, and the aryl ligand is only slightly twisted out of the Cl1-Ru-Cl2 plane. The Ru-Cl bond distance is shorter ($1.838(3) \text{ \AA}$) than in related compounds $\text{RuCl}_2(\text{=CH-CH=CPh}_2)(\text{PCy}_3)_2$ [$d(\text{Ru-C})=1.851(21)$] or $\text{RuCl}(\text{=C(OMe)-CH=CPh}_2)(\text{CO})(\text{Pi-Pr}_3)_2$ [$\text{RuCl}_2(\text{=CH-CH=CPh}_2)(\text{PCy}_3)_2 \text{ F}_4$][$d(\text{Ru-C})=1.874(3)$], respectively.

TABLE V

Bond Lengths [\AA]	
Ru—C1	1.839(3)
Ru—Cl1	2.401(1)
Ru—Cl2	2.395(1)
Ru—P1	2.397(1)
Ru—P2	2.435(1)
Bond Angles [$^\circ$]	
Cl1-Ru—P1	87.2(1)
P1-Ru—C1	97.5(1)
P1-Ru—Cl2	91.5(1)

TABLE V-continued

Cl1-Ru—P2	90.8(1)
C1-Ru—P2	101.2(1)
Cl1-Ru—C1	88.7(1)
Cl1-Ru—Cl2	167.6(1)
C1-Ru—Cl2	103.7(1)
P1-Ru—P2	161.1(1)
Cl2-Ru—P2	86.5(1)

Experimental Section

General Experimental Procedures

[0075] All manipulations were performed using standard Schlenk techniques under an atmosphere of argon. Argon was purified by passage through columns of BASF R3-11 catalyst (Chemalog) and 4 \AA molecular sieves (Linde). Solid organometallic compounds were transferred and stored in a nitrogen-filled Vacuum Atmospheres drybox or under an atmosphere of argon. NMR spectra were recorded with either a QE-300 Plus (300.1 MHz ^1H ; 75.5 MHz ^{13}C), a JEOL GX-400 (399.7 MHz ^1H ; 161.9 MHz ^{31}P) or a Bruker AM 500 (500.1 MHz ^1H ; 125.8 MHz ^{13}C ; 202.5 MHz ^{31}P ; 470.5 MHz ^{19}F) spectrometer.

[0076] Methylene chloride and benzene were passed through columns of activated alumina and stored under argon. Benzene- d_6 and methylene chloride- d_2 were degassed by three continuous freeze-pump-thaw cycles. $\text{RuCl}_2(\text{PPh}_3)_3$, tricyclohexylphosphine, and the diazoalkanes H_2CN_2 , MeCHN_2 , EtCHN_2 , PhCHN_2 , $\text{p-C}_6\text{H}_4\text{NMe}_2\text{CHN}_2$, $\text{p-C}_6\text{H}_4\text{OMeCHN}_2$, $\text{p-C}_6\text{H}_4\text{MeCHN}_2$, $\text{p-C}_6\text{H}_4\text{FCHN}_2$, $\text{p-C}_6\text{H}_4\text{ClCHN}_2$ and $\text{p-C}_6\text{H}_4\text{NO}_2\text{CHN}_2$ were prepared according to literature procedures. Norbornene was dried over sodium, vacuum transferred and stored under argon. Cyclooctene, 1,5-cyclooctadiene, and 1,3,5,7-cyclooctatetraene were dried over CaH_2 , distilled and stored under argon. The following chemicals were obtained from commercial sources and used as received: ethylene, propylene, 1-butene, cis-2-butene, 1-hexene, cis-3-hexene, 3-methyl-1-butene, 3,3-dimethyl-1-butene, 1,3-butadiene, 1,2-propadiene, allyl acetate, allyl chloride, 4-pentene-2-ol, diethyl diallyl malonate, triisopropylphosphine, tricyclopentylphosphine, pentane, ether, acetone, and methanol.

Synthesis of $\text{RuCl}_2(\text{=CHMe})(\text{PPh}_3)_2$ and $\text{RuCl}_2(\text{=CHEt})(\text{PPh}_3)_2$ (Complexes 1 And 2)

[0077] A solution of $\text{RuCl}_2(\text{PPh}_3)_3$ (417 mg, 0.43 mmol) in CH_2Cl_2 (10 mL) was treated at -78°C . with a -50°C . 0.50 M solution of diazoethane (1.90 mL, 0.93 mmol, 2.2 eq.) in ether. Upon addition of diazoethane, a color change from orange-brown to green-brown and slight bubbling were observed. After the cooling bath was removed, the solution was stirred for 3 min and then evaporated to dryness. The oily residue was washed several times with small quantities of ice-cold ether (3 mL portions) and the remaining olive-green solid $\text{RuCl}_2(\text{=CHMe})(\text{PPh}_3)_2$ was dried under vacuum for several hours. Yield=246 mg (78%). ^1H NMR (CD_2Cl_2): δ 18.47 (tq, $J_{\text{PH}}=10.2 \text{ Hz}$, $^3J_{\text{HH}}=5.1 \text{ Hz}$, Ru=CH), 7.68-7.56 and 7.49-7.36 (both m, $\text{P}(\text{C}_6\text{H}_5)_3$), 2.59 (d, $^3J_{\text{HH}}=5.1 \text{ Hz}$, CH_3). ^{13}C NMR (CD_2Cl_2): δ 320.65 (t, $J_{\text{PC}}=9.9 \text{ Hz}$, Ru=CH), 134.76 (m, o-C of $\text{P}(\text{C}_6\text{H}_5)_3$), 132.06 (m, ipso-C of $\text{P}(\text{C}_6\text{H}_5)_3$), 130.38 (s, p-C of $\text{P}(\text{C}_6\text{H}_5)_3$), 128.44 (m, m-C

of $\text{P}(\text{C}_6\text{H}_5)_3$. ^{31}P NMR (CD_2Cl_2): δ 29.99 (s, PPh_3). Anal. Calcd. for $\text{C}_{38}\text{H}_{34}\text{Cl}_2\text{P}_2\text{Ru}$: C, 62.99; H, 4.73. Found: C, 63.12; H, 4.61.

[0078] In an analogous procedure, $\text{RuCl}_2(=\text{CHEt})(\text{PPh}_3)_2$ was prepared, starting with $\text{RuCl}_2(\text{PPh}_3)_3$ (502 mg, 0.52 mmol) and a 0.45 M solution of diazopropane (2.56 mL, 1.15 mmol, 2.2 eq.) in ether. An orange-brown microcrystalline solid was obtained. Yield=311 mg (81%). ^1H NMR (C_6D_6): δ 18.21 (tt, $J_{\text{PH}}=10.8$, $3J_{\text{HH}}=6.6$ Hz, $\text{Ru}=\text{CH}$), 7.91-7.86 and 6.97-6.80 (both m, $\text{P}(\text{C}_6\text{H}_5)_3$), 3.11 (dq, $^3J_{\text{HH}}=^3J_{\text{HH}}'=6.6$ Hz, CH_2CH_3), 0.79 (t, $^3J_{\text{HH}}=6.6$ Hz, CH_2CH_3). ^{13}C NMR (CD_2Cl_2): δ 320.88 (t, $J_{\text{PC}}=10.0$ Hz, $\text{Ru}=\text{CH}$), 134.36 (m, o-C of $\text{P}(\text{C}_6\text{H}_5)_3$), 132.27 (m, ipso-C of $\text{P}(\text{C}_6\text{H}_5)_3$), 129.89 (s, p-C of $\text{P}(\text{C}_6\text{H}_5)_3$), 128.14 (m, m-C of $\text{P}(\text{C}_6\text{H}_5)_3$), 53.20 (s, CH_2CH_3), 29.74 (s, CH_2CH_3). ^{31}P NMR (CD_2Cl_2): δ 30.02 (s, PPh_3). Anal. Calcd. for $\text{C}_{39}\text{H}_{38}\text{Cl}_2\text{P}_2\text{Ru}$: C, 63.42; H, 4.91. Found: C, 62.85; H, 4.81.

Synthesis of $\text{RuCl}_2(=\text{CHPh})(\text{PPh}_3)_2$ (Complex 3)

[0079] A solution of $\text{RuCl}_2(\text{PPh}_3)_3$ (2.37 g, 2.47 mmol) in CH_2Cl_2 (20 mL) was treated at -78°C . with a -50°C . solution of phenyldiazomethane (584 mg, 4.94 mmol, 2.0 eq.) in CH_2Cl_2 or pentane (3 mL). A spontaneous color change from orange-brown to brown-green and vigorous bubbling were observed. After the cooling bath was removed, the solution was stirred for 5 min and the solution was then concentrated to ~ 3 mL. Upon addition of pentane (20 mL), a green solid was precipitated, separated from the brown mother-liquid via cannula filtration, dissolved in CH_2Cl_2 (3 mL) and reprecipitated with pentane. This procedure was repeated until the mother-liquid was nearly colorless. The remaining grey-green microcrystalline solid was dried under vacuum for several hours. Yield=1.67 g (89%). ^1H NMR (C_6D_6): δ 19.56 (t, $J_{\text{PH}}=10.2$ Hz, $\text{Ru}=\text{CH}$), 7.80-7.64 and 6.99-6.66 (both m, C_6H_6 and $\text{P}(\text{C}_6\text{H}_5)_3$). ^{13}C NMR (CD_2Cl_2): δ 310.12 (t, $J_{\text{PC}}=11.4$ Hz, $\text{Ru}=\text{CH}$), 155.36 (s, ipso-C of C_6H_5), 134.91 (m, m-C or o-C of $\text{P}(\text{C}_6\text{H}_5)_3$), 133.97 (d, $J_{\text{PC}}=19.6$ Hz, ipso-C of $\text{P}(\text{C}_6\text{H}_5)_3$), 130.44 (s, p-C of $\text{P}(\text{C}_6\text{H}_5)_3$), 130.03, 128.71 and 127.09 (all s, C_6H_5), 128.37 (s(br.), m-C or o-C of $\text{P}(\text{C}_6\text{H}_5)_3$). ^{31}P NMR (CD_2Cl_2): δ 30.63 (s, PPh_3). Anal. Calcd. for $\text{C}_{43}\text{H}_{38}\text{Cl}_2\text{P}_2\text{Ru}$: C, 65.65; H, 4.61; P, 7.87. Found: C, 65.83; H, 4.59; P, 7.93.

Synthesis of $\text{RuCl}_2(=\text{CH-p-C}_6\text{H}_4\text{NMe}_2)(\text{PPh}_3)_2$ (Complex 4)

[0080] A solution of $\text{RuCl}_2(\text{PPh}_3)_3$ (466 mg, 0.49 mmol) in CH_2Cl_2 (10 mL) was treated at -78°C . with a -50°C . solution of p- $\text{C}_6\text{H}_4\text{NMe}_2\text{CHN}_2$ (160 mg, 0.98 mmol, 2.0 eq.) in CH_2Cl_2 (3 mL). A spontaneous color change from orange-brown to brown-green and vigorous bubbling was observed. After the cooling bath was removed, the solution was stirred for 10 min and then the solvent was removed under vacuum. The brown residue was dissolved in minimal amounts of CH_2Cl_2 (3 mL), and pentane (20 mL) was added to precipitate a green solid. After cannula filtration, this procedure was repeated until the filtrate was colorless. The remaining olive-green microcrystalline solid was dried under vacuum for several hours. Yield=317 mg (78%). ^1H NMR (CD_2Cl_2): δ 18.30 (t, $J_{\text{PH}}=6.1$ Hz, $\text{Ru}=\text{CH}$), 7.64 (d, $^3J_{\text{HH}}=8.7$ Hz, o-H of $\text{C}_6\text{H}_4\text{NMe}_2$), 7.52-7.49 (m, o-H of $\text{P}(\text{C}_6\text{H}_5)_3$), 7.42 (t, $^3J_{\text{HH}}=7.5$ Hz, p-H of $\text{P}(\text{C}_6\text{H}_5)_3$), 7.33 (t, $^3J_{\text{HH}}=7.5$ Hz, m-H of $\text{P}(\text{C}_6\text{H}_5)_3$), 6.32 (d, $^3J_{\text{HH}}=8.7$ Hz, m-H of $\text{C}_6\text{H}_4\text{NMe}_2$), 2.96 (s, $\text{N}(\text{CH}_3)_2$). ^{13}C NMR (CD_2Cl_2): δ 309.68 (t, $J_{\text{PC}}=11.4$ Hz,

$\text{Ru}=\text{CH}$), 152.72 (s, ipso-C of $\text{C}_6\text{H}_4\text{NMe}_2$), 135.01 (m, m-C or o-C of $\text{P}(\text{C}_6\text{H}_5)_3$), 133.57 (s, o-C or m-C of $\text{C}_6\text{H}_4\text{NMe}_2$), 131.86 (s, C of $\text{P}(\text{C}_6\text{H}_5)_3$), 130.20 (s, o-C or m-C of $\text{C}_6\text{H}_4\text{NMe}_2$), 128.27 (m, m-C or o-C of $\text{P}(\text{C}_6\text{H}_5)_3$), 127.54 (s(br.), p-C of $\text{C}_6\text{H}_4\text{NMe}_2$), 110.61 (d, $J_{\text{PC}}=21.5$ Hz, ipso-C of $\text{P}(\text{C}_6\text{H}_5)_3$), 40.30 (s, $\text{N}(\text{CH}_3)_2$). ^{31}P NMR (CD_2Cl_2): δ 34.84 (s, PPh_3). Anal. Calcd. for $\text{C}_{45}\text{H}_{41}\text{Cl}_2\text{NP}_2\text{Ru}$: C, 65.14; H, 4.98; N, 1.69. Found: C, 65.28; H, 4.97; N 1.80.

Synthesis of $\text{RuCl}_2(=\text{CH-p-C}_6\text{H}_4\text{OMe})(\text{PPh}_3)_2$ (Complex 5)

[0081] A solution of $\text{RuCl}_2(\text{PPh}_3)_3$ (561 mg, 0.59 mmol) in CH_2Cl_2 (12 mL) was treated at -78°C . with a -40°C . solution of p- $\text{C}_6\text{H}_4\text{OMeCHN}_2$ (87 mg, 0.59 mmol, 1.0 eq.) in CH_2Cl_2 (3 mL). A spontaneous color change from orange-brown to brown-green and vigorous bubbling was observed. After the cooling bath was removed, the solution was stirred for 5 min and then the solvent was removed under vacuum. The brown-green residue was dissolved in minimal amounts of CH_2Cl_2 (2 mL), and pentane (20 mL) was added to precipitate a brown solid. The brown-green solution was separated via cannula filtration and dried under vacuum. The remaining olive-green solid, complex 5, was repeatedly washed with ether (10 mL portions) and dried under vacuum for several hours. Yield w. 400 mg (83%). ^1H NMR (C_6D_6): δ 19.39 (t, $J_{\text{PH}}=8.7$ Hz, $\text{Ru}=\text{CH}$), 7.85-7.72 and 7.03-6.80 (both m, $\text{C}_6\text{H}_4\text{OMe}$ and $\text{P}(\text{C}_6\text{H}_5)_3$), 6.41 (d, $^3J_{\text{HH}}=8.7$ Hz, m-H of $\text{C}_6\text{H}_4\text{OMe}$), 3.22 (s, OCH_3). ^{13}C NMR (CD_2Cl_2): δ 309.20 (t, $J_{\text{PC}}=10.7$ Hz, $\text{Ru}=\text{CH}$), 147.42 (s, ipso-C of $\text{C}_6\text{H}_4\text{OMe}$), 135.56 (pseudo-t, m-C or o-C of $\text{P}(\text{C}_6\text{H}_5)_3$), 133.98 (s, o-C or m-C of $\text{C}_6\text{H}_4\text{OMe}$), 131.46 (s, p-C of $\text{P}(\text{C}_6\text{H}_5)_3$), 130.43 (s, o-C or m-C of $\text{C}_6\text{H}_4\text{OMe}$), 128.40 (pseudo-t, m-C or o-C of $\text{P}(\text{C}_6\text{H}_5)_3$), 126.82 (s, p-C of $\text{C}_6\text{H}_4\text{OMe}$), 113.95 (d, $J_{\text{PC}}=21.4$ Hz, ipso-C of $\text{P}(\text{C}_6\text{H}_5)_3$), 55.77 (s, OCH_3). ^{31}P NMR (CD_2Cl_2): δ 32.50 (s, PPh_3). Anal. Calcd. for $\text{C}_{44}\text{H}_{38}\text{Cl}_2\text{OP}_2\text{Ru}$: C, 64.71; H, 4.69. Found: C, 65.23; H, 4.78.

Synthesis of $\text{RuCl}_2(=\text{CH-p-C}_6\text{H}_4\text{Me})(\text{PPh}_3)_2$ (Complex 6)

[0082] In a technique analogous to that used in synthesizing complex 5, $\text{RuCl}_2(=\text{CH-p-C}_6\text{H}_4\text{Me})(\text{PPh}_3)_2$ was prepared from $\text{RuCl}_2(\text{PPh}_3)_3$ (350 mg, 0.37 mmol) and p- $\text{C}_6\text{H}_4\text{MeCHN}_2$ (48 mg, 0.37 mmol, 1.0 eq.) A brown microcrystalline solid was obtained. Yield=258 mg (87%). ^1H NMR (C_6D_6): δ 19.55 (t, $J_{\text{PH}}=9.6$ Hz, $\text{Ru}=\text{CH}$), 7.84-7.63 and 7.02-6.80 (both m, $\text{C}_6\text{H}_4\text{Me}$ and $\text{P}(\text{C}_6\text{H}_5)_3$), 6.53 (d, $^3J_{\text{HH}}=7.8$ Hz, m-H of $\text{C}_6\text{H}_4\text{Me}$), 1.68 (s, CH_3). ^{13}C NMR (CD_2Cl_2): δ 309.17 (t, $J_{\text{PC}}=10.9$ Hz, $\text{Ru}=\text{CH}$), 153.34 (s, ipso-C of $\text{C}_6\text{H}_4\text{Me}$), 135.50 (s, o-C or m-C of $\text{C}_6\text{H}_4\text{OMe}$), 134.96 (m, m-C or o-C of $\text{P}(\text{C}_6\text{H}_5)_3$), 132.13 (s, p-C of $\text{P}(\text{C}_6\text{H}_5)_3$), 130.39 (s, o-C or m-C of $\text{C}_6\text{H}_4\text{Me}$), 128.34 (m, m-C or o-C of $\text{P}(\text{C}_6\text{H}_5)_3$), 126.76 (s, p-C of $\text{C}_6\text{H}_4\text{Me}$), 115.23 (d, $J_{\text{PC}}=21.4$ Hz, ipso-C of $\text{P}(\text{C}_6\text{H}_5)_3$), 40.92 (s, CH_3). ^{31}P NMR (CD_2Cl_2): δ 31.29 (s, PPh_3). Anal. Calcd. for $\text{C}_{44}\text{H}_{38}\text{Cl}_2\text{P}_2\text{Ru}$: C, 66.00; H, 4.78. Found: C, 65.90; H, 4.75.

Synthesis of $\text{RuCl}_2(=\text{CH-p-C}_6\text{H}_4\text{F})(\text{PPh}_3)_2$ (Complex 7)

[0083] In a technique analogous to that used in synthesizing complex 3, $\text{RuCl}_2(=\text{CH-p-C}_6\text{H}_4\text{F})(\text{PPh}_3)_2$ was prepared from $\text{RuCl}_2(\text{PPh}_3)_3$ (960 mg, 1.00 mmol) and p- $\text{C}_6\text{H}_4\text{FCHN}_2$ (272 mg, 2.00 mmol, 2.0 eq.). Complex 7 was synthesized in

analogy to complex 3. An olive-green microcrystalline solid was obtained. Yield=716 mg (89%). ^1H NMR (CD_2Cl_2): δ 19.24 (t, $J_{\text{PH}}=9.0$ Hz, $\text{Ru}=\text{CH}$), 7.65-7.62 (m, o-H of $\text{C}_6\text{H}_4\text{F}$), 7.50-7.44 and 7.35-7.32 (both m, $\text{P}(\text{C}_6\text{H}_5)_3$), 6.62 (t, $^3J_{\text{HH}}=^3J_{\text{HF}}=8.9$ Hz, m-H of $\text{C}_6\text{H}_4\text{F}$), 152.21 (s, ipso-C of $\text{C}_6\text{H}_4\text{F}$), 134.95 (m, m-C or o-C of $\text{P}(\text{C}_6\text{H}_5)_3$), 134.04 (d, $J_{\text{CF}}=19.5$ Hz, m-C of $\text{C}_6\text{H}_4\text{F}$), 130.56 (s, p-C of $\text{P}(\text{C}_6\text{H}_5)_3$), 130.08 (d, $J_{\text{CF}}=8.7$ Hz, o-C of $\text{C}_6\text{H}_4\text{F}$), 128.47 (m, m-C or o-C of $\text{P}(\text{C}_6\text{H}_5)_3$), 115.67 (d, $J_{\text{PC}}=21.8$ Hz, ipso-C of $\text{P}(\text{C}_6\text{H}_5)_3$). ^{31}P NMR (CD_2Cl_2): δ 31.03 (s, PPh_3). ^{19}F NMR (CD_2Cl_2): δ 45.63 (s, $\text{C}_6\text{H}_4\text{F}$). Anal. Calcd. for $\text{C}_{43}\text{H}_{35}\text{Cl}_2\text{FP}_2\text{Ru}$: C, 64.18; H 4.38. Found: C, 64.42; H, 4.42.

Synthesis of $\text{RuCl}_2(=\text{CH-p-C}_6\text{H}_4\text{Cl})(\text{PPh}_3)_2$ (Complex 8)

[0084] In a technique analogous to that used in example 2, $\text{RuCl}_2(=\text{CH-p-C}_6\text{H}_4\text{Cl})(\text{PPh}_3)_2$ was prepared from $\text{RuCl}_2(\text{PPh}_3)_3$ (350 mg, 0.37 mmol) and p- $\text{C}_6\text{H}_4\text{ClCHN}_2$ (111 mg, 0.73 mmol, 2.0 eq.) A green microcrystalline solid was obtained. Yield=246 mg (82%). ^1H NMR (CD_2Cl_2): δ 19.27 (t, $J_{\text{PH}}=9.2$ Hz, $\text{Ru}=\text{CH}$), 7.51-7.44, 7.35-7.32 and 6.67-6.63 (all m, $\text{C}_6\text{H}_4\text{Cl}$ and $\text{P}(\text{C}_6\text{H}_5)_3$), 6.86 (d, $^3J_{\text{HH}}=8.8$ Hz, m-H of $\text{C}_6\text{H}_4\text{Cl}$). ^{13}C NMR (CD_2Cl_2): δ 307.34 (t, $J_{\text{PC}}=10.6$ Hz, $\text{Ru}=\text{CH}$), 153.82 (s, ipso-C of $\text{C}_6\text{H}_4\text{Cl}$), 134.91 (m, m-C or o-C of $\text{P}(\text{C}_6\text{H}_5)_3$), 130.58 (s, p-C of $\text{P}(\text{C}_6\text{H}_5)_3$), 128.87, 128.81 and 127.85 (all s, $\text{C}_6\text{H}_4\text{Cl}$), 128.48 (s(br.), m-C or o-C of $\text{P}(\text{C}_6\text{H}_5)_3$), 115.90 (d, $J_{\text{PC}}=21.7$ Hz, ipso-C of $\text{P}(\text{C}_6\text{H}_5)_3$). ^{31}P NMR (CD_2Cl_2): δ 30.47 (s, PPh_3). Anal. Calcd. for $\text{C}_{43}\text{H}_{35}\text{Cl}_3\text{P}_2\text{Ru}$: C, 62.90; H, 4.30. Found: C, 62.87; H, 4.40.

Synthesis of $\text{RuCl}_2(=\text{CH-p-C}_6\text{H}_4\text{NO}_2)(\text{PPh}_3)_2$ (Complex 9)

[0085] In a technique analogous to that used in synthesizing complex 3, $\text{RuCl}_2(=\text{CH-p-C}_6\text{H}_4\text{NO}_2)(\text{PPh}_3)_2$ complex 9 was prepared from $\text{RuCl}_2(\text{PPh}_3)_3$ (604 mg, 0.63 mmol) and p- $\text{C}_6\text{H}_4\text{NO}_2\text{CHN}_2$ (206 mg, 1.25 mmol, 2.0 eq.) A tan microcrystalline solid was obtained. Yield=398 mg (76%). ^1H NMR (CD_2Cl_2): δ 19.47 (t, $J_{\text{PH}}=10.8$ Hz, $\text{Ru}=\text{CH}$), 7.88-7.67, 7.38-7.33 and 7.02-6.71 (all m, $\text{C}_6\text{H}_4\text{NO}_2$ and $\text{P}(\text{C}_6\text{H}_5)_3$). ^{13}C NMR (CD_2Cl_2): δ 313.43 (t, $J_{\text{PC}}=11.2$ Hz, $\text{Ru}=\text{CH}$), 158.40 (s, ipso-C of $\text{C}_6\text{H}_4\text{NO}_2$), 148.11 (s, p-C of $\text{C}_6\text{H}_4\text{NO}_2$), 135.49 (m, m-C or o-C of $\text{P}(\text{C}_6\text{H}_5)_3$), 132.21 (s, m-C of $\text{C}_6\text{H}_4\text{NO}_2$), 130.91 (s, p-C of $\text{P}(\text{C}_6\text{H}_5)_3$), 130.72 (s, o-C of $\text{C}_6\text{H}_4\text{NO}_2$), 128.86 (m, m-C or o-C of $\text{P}(\text{C}_6\text{H}_5)_3$), 116.03 (d, $J_{\text{PC}}=21.6$ Hz, ipso-C of $\text{P}(\text{C}_6\text{H}_5)_3$). ^{31}P NMR (CD_2Cl_2): δ 32.27 (s, PPh_3). Anal. Calcd. for $\text{C}_{43}\text{H}_{35}\text{Cl}_2\text{NO}_2\text{P}_2\text{Ru}$: C, 62.10; H, 4.24; N, 1.68. Found: C, 62.31; H, 4.66; N, 1.84.

Synthesis of $\text{RuCl}_2(=\text{CHPh})(\text{PCy}_3)_2$ (Complex 10)

[0086] A solution of $\text{RuCl}_2(=\text{CHPh})(\text{PPh}_3)_2$ (242 mg, 0.31 mmol) in CH_2Cl_2 (10 mL) was treated with a solution of tricyclohexylphosphine (190 mg, 0.68 mmol; 2.2 eq.) in CH_2Cl_2 (3 mL) and stirred at RT for 30 min. The solution was filtered, and the solvent was removed under vacuum. The residue was repeatedly washed with acetone or methanol (5 mL portions) and dried in vacuo. A purple microcrystalline solid was obtained. Yield 290 mg (89%). ^1H NMR (CD_2Cl_2): δ 20.02 (s, $\text{Ru}=\text{CH}$), 8.44 (d, $^3J_{\text{HH}}=7.6$ Hz, o-H of C_6H_5), 7.56 (t, $^3J_{\text{HH}}=7.6$ Hz, p-H of C_6H_5), 7.33 (t, $^3J_{\text{HH}}=7.6$ Hz, m-H of C_6H_5), 2.62-2.58, 1.77-1.67, 1.46-1.39 and 1.25-1.16 (all m, $\text{P}(\text{C}_6\text{H}_{11})_3$). ^{13}C NMR (CD_2Cl_2): δ 294.72 (s, $\text{Ru}=\text{CH}$), 153.17 (s, ipso-C of C_6H_5), 131.21, 129.49 and 129.27 (all s, C_6H_5), 32.49 (pseudo-t, $J_{\text{app}}=9.1$

Hz, ipso-C of $\text{P}(\text{C}_6\text{H}_{11})_3$), 30.04 (s, m-C of $\text{P}(\text{C}_6\text{H}_{11})_3$), 28.24 (pseudo-t, $J_{\text{app}}=4.5$ Hz, o-C of $\text{P}(\text{C}_6\text{H}_{11})_3$), 26.96 (s, p-C of $\text{P}(\text{C}_6\text{H}_{11})_3$). ^{31}P NMR (CD_2Cl_2): δ 36.61 (s, PCy_3). Anal. Calcd. for $\text{C}_{43}\text{H}_{72}\text{Cl}_2\text{P}_2\text{Ru}$: C, 62.76; H, 8.82. Found: C, 62.84; H, 8.71.

One-Pot Synthesis of $\text{RuCl}_2(=\text{CHPh})(\text{PCy}_3)_2$ (Complex 10)

[0087] A solution of $\text{RuCl}_2(\text{PPh}_3)_3$ (4.0 g, 4.17 mmol) in CH_2Cl_2 (40 mL) was treated at -78°C . with a -50°C . solution of phenyldiazomethane (986 mg, 8.35 mmol, 2.0 eq.) in pentane (10 mL). Upon addition of the diazo compound, an instantaneous color change from orange-brown to green-brown and vigorous bubbling was observed. After the reaction mixture was stirred at -70°C . to -60°C . for 5-10 min, an ice-cold solution of tricyclohexylphosphine (2.57 g, 9.18 mmol, 2.2 eq.) in CH_2Cl_2 was added via syringe. Accompanied by a color change from brown-green to red, the solution was allowed to warm to RT and stirred for 30 min. The solution was filtered, concentrated to half of the volume and filtrated. Methanol (100 mL) was added to precipitate a purple microcrystalline solid, complex 10, that was filtered off, washed several times with acetone and methanol (10 mL portions), and dried under vacuum for several hours. Yield 3.40 g (99%).

Synthesis of $\text{RuCl}_2(=\text{CH-p-C}_6\text{H}_4\text{NMe}_2)(\text{PCy}_3)_2$ (Complex 11)

[0088] Starting with $\text{RuCl}_2(=\text{CH-p-C}_6\text{H}_4\text{NMe}_2)(\text{PPh}_3)_2$ (316 mg, 0.38 mmol) and tricyclohexylphosphine (235 mg, 0.84 mmol, 2.2 eq.) $\text{RuCl}_2(=\text{CH-p-C}_6\text{H}_4\text{NMe}_2)(\text{PCy}_3)_2$ was obtained as a green microcrystalline solid in a procedure analogous to that used in synthesizing complex 10. Yield 284 mg (86%). ^1H NMR (CD_2Cl_2): δ 18.77 (s, $\text{Ru}=\text{CH}$), 8.25-8.14 (s(vbr.), o-H of $\text{C}_6\text{H}_4\text{NMe}_2$), 6.55 (d, $^3J_{\text{HH}}=7.2$ Hz, m-H of $\text{C}_6\text{H}_4\text{NMe}_2$), 2.97 (s, $\text{N}(\text{CH}_3)_2$), 2.63-2.61, 1.80-1.67, 1.43-1.41 and 1.21-1.17 (all m, $\text{P}(\text{C}_6\text{H}_{11})_3$). ^{13}C NMR (CD_2Cl_2): δ 286.13 (s(br.), $\text{Ru}=\text{CH}$), 151.28 (s; ipso-C of $\text{C}_6\text{H}_4\text{NMe}_2$), 144.80, 134.85 and 110.50 (all s; $\text{C}_6\text{H}_4\text{NMe}_2$), 40.30 (s, $\text{N}(\text{CH}_3)_2$), 32.54 (pseudo-t, $J_{\text{app}}=8.2$ Hz, ipso-C of $\text{P}(\text{C}_6\text{H}_{11})_3$), 30.10 (s, m-C of $\text{P}(\text{C}_6\text{H}_{11})_3$), 28.36 (m, o-C of $\text{P}(\text{C}_6\text{H}_{11})_3$), 27.07 (s, p-C of $\text{P}(\text{C}_6\text{H}_{11})_3$). ^{31}P NMR (CD_2Cl_2): δ 34.94 (s, PCy_3). Anal. Calcd. for $\text{C}_{45}\text{H}_{77}\text{Cl}_2\text{NP}_2\text{Ru}$: C, 62.41; H, 8.96; N, 1.62. Found: C, 62.87; H, 9.04; N, 1.50.

Synthesis of $\text{RuCl}_2(=\text{CH-p-C}_6\text{H}_4\text{OMe})(\text{PCy}_3)_2$ (Complex 12)

[0089] Starting with $\text{RuCl}_2(=\text{CH-p-C}_6\text{H}_4\text{OMe})(\text{PPh}_3)_2$ (171 mg, 0.21 mmol) and tricyclohexylphosphine (130 mg, 0.46 mmol, 2.2 eq.), $\text{RuCl}_2(=\text{CH-p-C}_6\text{H}_4\text{OMe})(\text{PCy}_3)_2$ was obtained as a dark-purple microcrystalline solid, in a technique analogous to that used in synthesizing complex 10. Yield 152 mg (85%). ^1H NMR (CD_2Cl_2): δ 19.48 (s, $\text{Ru}=\text{CH}$), 8.43 (s(br.), o-H of $\text{C}_6\text{H}_4\text{OMe}$), 6.82 (d, $J_{\text{HH}}=8.6$ Hz, m-H of $\text{C}_6\text{H}_4\text{OMe}$), 3.82 (s, OCH_3), 2.64-2.59, 1.78-1.68, 1.46-1.39 and 1.26-1.15 (all m, $\text{P}(\text{C}_6\text{H}_{11})_3$). ^{13}C NMR (CD_2Cl_2): δ 290.90 (s(br.), $\text{Ru}=\text{CH}$), 148.34 (s, ipso-C of $\text{C}_6\text{H}_4\text{OMe}$), 134.91 132.30 and 128.83 (all s, $\text{C}_6\text{H}_4\text{OMe}$), 55.81 (s, OCH_3), 32.51 (pseudo-t, $J_{\text{app}}=9.1$ Hz, ipso-C of $\text{P}(\text{C}_6\text{H}_{11})_3$), 30.06 (s, m-C of $\text{P}(\text{C}_6\text{H}_{11})_3$), 28.28 (pseudo-t, $J_{\text{app}}=5.2$ Hz, o-C of $\text{P}(\text{C}_6\text{H}_{11})_3$), 27.00 (s, p-C of $\text{P}(\text{C}_6\text{H}_{11})_3$).

^{31}P NMR (CD_2Cl_2): δ 35.83 (s, PCy_3). Anal. Calcd. for $\text{C}_{44}\text{H}_{74}\text{Cl}_2\text{OP}_2\text{Ru}$: C, 61.96; H, 8.74. Found: C, 62.36; H, 8.71.

Synthesis of $\text{RuCl}_2(\text{=CH-p-C}_6\text{H}_4\text{Me})(\text{PCy}_3)_2$
(Complex 13)

[0090] Starting with $\text{RuCl}_2(\text{=CH-p-C}_6\text{H}_4\text{Me})(\text{PPh}_3)_2$ (416 mg, 0.52 mmol) and tricyclohexylphosphine (321 mg, 1.14 mmol, 2.2 eq.), $\text{RuCl}_2(\text{=CH-p-C}_6\text{H}_4\text{Me})(\text{PCy}_3)_2$ was obtained as a bright-purple microcrystalline solid, in a technique analogous to that used in synthesizing complex 10. Yield 385 mg (88%). ^1H NMR(CD_2Cl_2): δ 19.80 (s, Ru=CH), d, $^3J_{\text{HH}}=7.6$ Hz, o-H of $\text{C}_6\text{H}_4\text{Me}$, 7.13 (d, $^3J_{\text{HH}}=7.6$ Hz, m-H of $\text{C}_6\text{H}_4\text{Me}$), 2.08 (s, CH_3), 2.62-2.58, 1.77-1.67, 1.43-1.40 and 1.22-1.17 (all m, $\text{P}(\text{C}_6\text{H}_{11})_3$). ^{13}C NMR (CD_2Cl_2): δ 293.86 (t, $J_{\text{PC}}=8.3$ Hz, Ru=CH), 141.48 (s, ipso-C of $\text{C}_6\text{H}_4\text{Me}$), 131.56 and 129.85 (both s, $\text{C}_6\text{H}_4\text{Me}$), 32.52 (pseudo-t, $J_{\text{app}}=9.2$ Hz, ipso-C of $\text{P}(\text{C}_6\text{H}_{11})_3$), 30.07 (s, m-C of $\text{P}(\text{C}_6\text{H}_{11})_3$), 28.26 (pseudo-t, $J_{\text{app}}=4.1$ Hz, o-C of $\text{P}(\text{C}_6\text{H}_{11})_3$), 27.00 (s, p-C of $\text{P}(\text{C}_6\text{H}_{11})_3$), 22.39 (s, CH_3). ^{31}P NMR (CD_2Cl_2): δ 36.09 (s, PCy_3). Anal. Calcd. for $\text{C}_{44}\text{H}_{74}\text{Cl}_2\text{P}_2\text{Ru}$: C, 63.14; H, 8.91. Found: C, 63.29; H 8.99.

Synthesis of $\text{RuCl}_2(\text{=CH-p-C}_6\text{H}_4\text{F})(\text{PCy}_3)_2$
(Complex 14)

[0091] Starting with $\text{RuCl}_2(\text{=CH-p-C}_6\text{H}_4\text{F})(\text{PPh}_3)_2$ (672 mg, 0.84 mmol) and tricyclohexylphosphine (515 mg, 1.84 mmol, 2.2 eq.), $\text{RuCl}_2(\text{=CH-p-C}_6\text{H}_4\text{F})(\text{PCy}_3)_2$ was obtained as a purple microcrystalline solid, in a technique analogous to that used in synthesizing complex 10. Yield, 583 mg (83%). ^1H NMR (CD_2Cl_2): δ 19.86 (s, Ru=CH), 8.52-8.50 (s(br.), o-H of $\text{C}_6\text{H}_4\text{F}$), 7.00 (dd, $^3J_{\text{HH}}=^3J_{\text{HF}}=8.8$ Hz, m-H of $\text{C}_6\text{H}_4\text{F}$), 2.63-2.59, 1.77-1.68, 1.47-1.40 and 1.26-1.17 (all m, $\text{P}(\text{C}_6\text{H}_{11})_3$). ^{13}C NMR(CD_2Cl_2): δ 291.52 (t, $J_{\text{PC}}=8.6$ Hz, Ru=CH), 162.10 (d, $J_{\text{CF}}=254.3$ Hz, p-C of $\text{C}_6\text{H}_4\text{F}$), 150.57 (s, ipso-C of $\text{C}_6\text{H}_4\text{F}$), 134.10 (d, $J_{\text{CF}}=8.9$ Hz, o-C of $\text{C}_6\text{H}_4\text{F}$), 116.00 (d, $J_{\text{CF}}=21.3$ Hz, m-C of $\text{C}_6\text{H}_4\text{F}$), 32.49 (pseudo-t, $J_{\text{app}}=9.3$ Hz, ipso-C of $\text{P}(\text{C}_6\text{H}_{11})_3$), 30.05 (s, m-C of $\text{P}(\text{C}_6\text{H}_{11})_3$), 28.22 (pseudo-t, $J_{\text{app}}=5.2$ Hz, o-C of $\text{P}(\text{C}_6\text{H}_{11})_3$), 26.94 (s, p-C of $\text{P}(\text{C}_6\text{H}_{11})_3$). ^{31}P NMR(CD_2Cl_2): δ 36.60 (s, PCy_3). ^{19}F NMR(CD_2Cl_2): δ 45.47 (s, $\text{C}_6\text{H}_4\text{F}$). Anal. Calcd. for $\text{C}_{43}\text{H}_{71}\text{Cl}_2\text{FP}_2\text{Ru}$: C, 61.41; H, 8.51. Found: C, 61.32; H, 8.59.

Synthesis of $\text{RuCl}_2(\text{=CH-p-C}_6\text{H}_4\text{Cl})(\text{PCy}_3)_2$ (Complex 15)

[0092] Starting with $\text{RuCl}_2(\text{=CH-p-C}_6\text{H}_4\text{Cl})(\text{PPh}_3)_2$ (543 mg, 0.66 mmol) and tricyclohexylphosphine (408 mg, 1.45 mmol, 2.2 eq.), $\text{RuCl}_2(\text{=CH-p-C}_6\text{H}_4\text{Cl})(\text{PCy}_3)_2$ was obtained as a purple microcrystalline solid in a technique analogous to that used in synthesizing complex 10. Yield 493 mg (87%). ^1H NMR(CD_2Cl_2): δ 19.98 (s, Ru=CH), 8.43 (d, $^3J_{\text{HH}}=8.7$ Hz, o-H of $\text{C}_6\text{H}_4\text{Cl}$), 7.29 (d, $^3J_{\text{HH}}=8.7$ Hz, m-H of $\text{C}_6\text{H}_4\text{Cl}$), 2.63-2.58, 1.76-1.68, 1.46-1.41 and 1.25-1.17 (all m, $\text{P}(\text{C}_6\text{H}_{11})_3$). ^{13}C NMR(CD_2Cl_2): δ 291.52 (t, $J_{\text{PC}}=8.0$ Hz, Ru=CH), 151.81 (s, ipso-C of $\text{C}_6\text{H}_4\text{Cl}$), 134.64 (s, p-C of $\text{C}_6\text{H}_4\text{Cl}$), 132.56 and 129.51 (both s, o-C and m-C of $\text{C}_6\text{H}_4\text{Cl}$), 32.51 (pseudo-t, $J_{\text{app}}=8.9$ Hz, ipso-C of $\text{P}(\text{C}_6\text{H}_{11})_3$), 30.06 (s, m-C of $\text{P}(\text{C}_6\text{H}_{11})_3$), 28.22 (pseudo-t, $J_{\text{app}}=5.2$ Hz, o-C of $\text{P}(\text{C}_6\text{H}_{11})_3$), 26.96 (s, p-C of $\text{P}(\text{C}_6\text{H}_{11})_3$). ^{31}P NMR

(CD_2Cl_2): δ 36.81 (s, PCy_3). Anal. Calcd. for $\text{C}_{43}\text{H}_{71}\text{Cl}_2\text{FP}_2\text{Ru}$: C, 60.24; H, 8.35. Found: C, 60.22; H, 8.45.

Synthesis of $\text{RuCl}_2(\text{=CH-p-C}_6\text{H}_4\text{NO}_2)(\text{PCy}_3)_2$
(Complex 16)

[0093] Starting with $\text{RuCl}_2(\text{=CH-p-C}_6\text{H}_4\text{NO}_2)(\text{PPh}_3)_2$ (609 mg, 0.73 mmol) and tricyclohexylphosphine (452 mg, 1.61 mmol, 2.2 eq.), $\text{RuCl}_2(\text{=CH-p-C}_6\text{H}_4\text{NO}_2)(\text{PCy}_3)_2$ was obtained, in a procedure analogous to that in example 11, as a red-purple microcrystalline solid. Yield 527 mg (83%). ^1H NMR(CD_2Cl_2): δ 20.71 (s, Ru=CH), 8.64 (d, $^3J_{\text{HH}}=8.4$ Hz, o-H of $\text{C}_6\text{H}_4\text{NO}_2$), 8.13 (d, $^3J_{\text{HH}}=8.4$ Hz, m-H of $\text{C}_6\text{H}_4\text{NO}_2$), 2.63-2.58, 1.73-1.68, 1.47-1.40 and 1.26-1.17 (all m, $\text{P}(\text{C}_6\text{H}_{11})_3$). ^{13}C NMR (CD_2Cl_2): δ 289.07 (t, $J_{\text{PC}}=7.6$ Hz, Ru=CH), 155.93 (s, ipso-C of $\text{C}_6\text{H}_4\text{NO}_2$), 145.34 (s, p-C of $\text{C}_6\text{H}_4\text{NO}_2$), 131.22 and 125.06 (both s, o-C and m-C of $\text{C}_6\text{H}_4\text{NO}_2$), 32.57 (pseudo-t, $J_{\text{app}}=9.2$ Hz, ipso-C of $\text{P}(\text{C}_6\text{H}_{11})_3$), 30.05 (s, m-C of $\text{P}(\text{C}_6\text{H}_{11})_3$), 28.16 (pseudo-t, $J_{\text{app}}=4.1$ Hz, o-C of $\text{P}(\text{C}_6\text{H}_{11})_3$). ^{31}P NMR(CD_2Cl_2): δ 38.11 (s, PCy_3). Anal. Calcd. for $\text{C}_{43}\text{H}_{71}\text{Cl}_2\text{NO}_2\text{P}_2\text{Ru}$: C, 59.50; H, 8.25; N, 1.61. Found: C, 59.18; H, 8.25; N, 1.49.

One-Pot Synthesis of $\text{RuCl}_2(\text{=CHPh})(\text{PCp}_3)_2$ (Complex 17)

[0094] Complex 17 is obtained in analogy to complex 10 as a purple microcrystalline solid, using $\text{RuCl}_2(\text{PPh}_3)_3$ (4.00 g, 4.17 mmol), phenyldiazomethane (986 mg, 8.35 mmol, 2.0 eq.), and tricyclopentylphosphine (2.19 g, 9.18 mmol, 2.2 eq.). Due to the better solubility of 17, only methanol is used for the washings. Yield 2.83 g (92%). ^1H NMR (CD_2Cl_2): δ 20.20 (s, Ru=CH), 8.47 (d, $^3J_{\text{HH}}=7.5$ Hz, o-H of C_6H_5), 7.63 (t, $^3J_{\text{HH}}=7.5$ Hz, p-H of C_6H_5), 7.36 (t, $^3J_{\text{HH}}=7.5$ Hz, m-H of C_6H_5), 2.68-2.62, 1.81-1.77, 1.62-1.52 and 1.49-1.44 (all m, $\text{P}(\text{C}_5\text{H}_9)_3$). ^{13}C NMR (CD_2Cl_2): δ 300.52 (t, $J_{\text{PC}}=7.6$ Hz, Ru=CH), 153.38 (s, ipso-C of C_6H_5), 130.99, 129.80 and 129.53 (all s, C_6H_5), 35.54 (pseudo-t, $J_{\text{app}}=11.2$ Hz, ipso-C of $\text{P}(\text{C}_5\text{H}_9)_3$), 29.99 and 26.39 (both s, $\text{P}(\text{C}_5\text{H}_9)_3$). ^{31}P NMR (CD_2Cl_2): δ 29.96 (s, PCp_3). Anal. Calcd. for $\text{C}_{37}\text{H}_{60}\text{Cl}_2\text{P}_2\text{Ru}$: 60.15; H, 8.19. Found: C, 60.39; H, 8.21.

One-Pot Synthesis of $\text{RuCl}_2(\text{=CHPh})(\text{PiPr}_3)_2$ (Complex 18)

[0095] Complex 18 is obtained in analogy to complex 17 as a purple microcrystalline solid, using $\text{RuCl}_2(\text{PPh}_3)_3$ (4.00 g, 4.17 mmol), phenyldiazomethane (986 mg, 8.35 mmol, 2.0 eq.), and triisopropylphosphine (1.79 mL, 9.18 mmol, 2.2 eq.). Yield 2.26 g (93%). ^1H NMR (CD_2Cl_2): δ 220.10 (s, Ru=CH), 8.52 (d, $^3J_{\text{HH}}=7.6$ Hz, o-H of C_6H_5), 7.36 (t, $J_{\text{HH}}=7.6$ Hz, p-H of C_6H_5), 7.17 (t, $^3J_{\text{HH}}=7.6$ Hz, m-H of C_6H_5), 2.88-2.85, (m, PCHCH_3); 1.19 (dvt, $N=13.6$ Hz, PCHCH_3). ^{13}C NMR (CD_2Cl_2): δ 296.84 (s(br.), Ru=CH), 152.81 (s, ipso-C of C_6H_5), 131.37, 129.54 and 129.20 (all s, C_6H_5), 22.99 (vt, $N=^2J_{\text{PC}}+^4J_{\text{PC}}=18.9$ Hz, PCHCH_3), 19.71 (s, PCHCH_3). ^{31}P NMR (CD_2Cl_2): δ 45.63 (s, PiPr_3). Anal. Calcd. for $\text{C}_{25}\text{H}_{48}\text{Cl}_2\text{P}_2\text{Ru}$: C, 51.54; H, 8.31. Found: C, 51.69; H, 8.19.

Synthesis of $\text{RuCl}_2(\text{=CH}_2)(\text{PCy}_3)_2$ (Complex 19)

[0096] A solution of $\text{RuCl}_2(\text{=CHPh})(\text{PCy}_3)_2$ (821 mg, 1.00 mmol) in CH_2Cl_2 (15 mL) was stirred under an atmosphere of ethylene for 15 min at RT. The solvent was removed under vacuum, the residue repeatedly washed with acetone or

pentane (5 mL) and dried under vacuum for several hours. A burgundy microcrystalline solid was obtained. Yield 745 mg (quant.). ^1H NMR (CD_2Cl_2): δ 18.94 (s, $\text{Ru}=\text{CH}_2$), 2.50-2.44, 1.81-1.70, 1.49-1.43 and 1.25-1.23 (all m, $\text{P}(\text{C}_6\text{H}_{11})_3$). ^{13}C NMR (CD_2Cl_2): δ 294.71 (t, $J_{\text{PC}}=7.6$ Hz, $J_{\text{CH}}=164.0$ Hz (gated decoupled), $\text{Ru}=\text{CH}$), 31.051 pseudo-t, $J_{\text{app}}=9.6$ Hz, ipso-C of $\text{P}(\text{C}_6\text{H}_{11})_3$, 29.58 (s, m-C of $\text{P}(\text{C}_6\text{H}_{11})_3$), 28.20 (pseudo-t, $J_{\text{app}}=5.3$ Hz, o-C of $\text{P}(\text{C}_6\text{H}_{11})_3$), 26.94 (s, p-C of $\text{P}(\text{C}_6\text{H}_{11})_3$). ^{31}P NMR (CD_2Cl_2): δ 43.74 (s, PCy_3). Anal. Calcd. for $\text{C}_{37}\text{H}_{68}\text{Cl}_2\text{P}_2\text{Ru}$: C, 59.50; H, 9.18. Found: C, 59.42; H, 9.29.

Synthesis of $\text{RuCl}_2(=\text{CHMe})(\text{PCy}_3)_2$ (Complex 20)

[0097] In a procedure analogous to that used in synthesizing complex 19, $\text{RuCl}_2(=\text{CHMe})(\text{PCy}_3)_2$ was obtained as a red-purple microcrystalline solid, using $\text{RuCl}_2(=\text{CHPh})(\text{PCy}_3)_2$ (763 mg, 0.93 mmol) and propylene (or 2-butene) as starting materials. Yield 691 mg (98%). ^1H NMR (CD_2Cl_2): δ 19.26 (q, $^3J_{\text{HH}}=5.1$ Hz, $\text{Ru}=\text{CH}$), 2.57 (d, $^3J_{\text{HH}}=5.1$ Hz, CH_3), 2.59-2.53, 1.87-1.79, 1.57-1.50 and 1.28-1.23 (all m, $\text{P}(\text{C}_6\text{H}_{11})_3$). ^{13}C NMR (CD_2Cl_2): δ 316.32 (t, $J_{\text{PC}}=7.6$ Hz, $\text{Ru}=\text{CH}$), 49.15 (s, CH_3), 32.37 (pseudo-t, $J_{\text{app}}=9.4$ Hz, ipso-C of $\text{P}(\text{C}_6\text{H}_{11})_3$), 29.87 (s, m-C of $\text{P}(\text{C}_6\text{H}_{11})_3$), 28.22 (pseudo-t, $J_{\text{app}}=5.0$ Hz, o-C of $\text{P}(\text{C}_6\text{H}_{11})_3$), 26.94 (s, p-C of $\text{P}(\text{C}_6\text{H}_{11})_3$). ^{31}P NMR (CD_2Cl_2): δ 35.54 (s, PCy_3). Anal. Calcd. for $\text{C}_{38}\text{H}_{70}\text{Cl}_2\text{P}_2\text{Ru}$: C, 59.58; H, 9.27. Found: C, 59.91; H, 9.33.

Synthesis of $\text{RuCl}_2(=\text{CHEt})(\text{PCy}_3)_2$ (Complex 21)

[0098] In a procedure analogous to that used in synthesizing complex 19, $\text{RuCl}_2(=\text{CHEt})(\text{PCy}_3)_2$ was obtained as a red-purple microcrystalline solid, using $\text{RuCl}_2(=\text{CHPh})(\text{PCy}_3)_2$ and a tenfold excess of 1-butene (or cis-3-hexene) as starting materials. Yield 616 mg (97%). ^1H NMR (CD_2Cl_2): δ 19.12 (t, $^3J_{\text{HH}}=5.0$ Hz, $\text{Ru}=\text{CH}$), 2.79 (dq, $^3J_{\text{HH}}=5.0$, $^3J_{\text{HH}}'=7.1$ Hz, CH_2CH_3), 2.55-2.49, 1.84-1.81, 1.54-1.47 and 1.26-1.23 (all m, $\text{P}(\text{C}_6\text{H}_{11})_3$), 1.35 (t, $^3J_{\text{HH}}'=7.1$ Hz, CH_2CH_3). ^{13}C NMR (CD_2Cl_2): δ 322.59 (t, $J_{\text{PC}}=9.3$ Hz, $\text{Ru}=\text{CH}$), 53.48 (s, CH_2CH_3), 32.20 (pseudo-t, $J_{\text{app}}=8.9$ Hz, ipso-C of $\text{P}(\text{C}_6\text{H}_{11})_3$), 29.85 (s, m-C of $\text{P}(\text{C}_6\text{H}_{11})_3$), 29.57 (s, CH_2CH_3), 28.22 (pseudo-t, $J_{\text{app}}=4.6$ Hz, o-C of $\text{P}(\text{C}_6\text{H}_{11})_3$), 26.88 (s, p-C of $\text{P}(\text{C}_6\text{H}_{11})_3$). ^{31}P NMR (CD_2Cl_2): δ 36.39 (s, PCy_3). Anal. Calcd. for $\text{C}_{39}\text{H}_{72}\text{Cl}_2\text{P}_2\text{Ru}$: C, 60.45; H, 9.37. Found: C, 60.56; H, 9.30.

Synthesis of $\text{RuCl}_2(=\text{CH-n-Bu})(\text{PCy}_3)_2$ (Complex 22)

[0099] In a procedure analogous to that used in synthesizing complex 19, $\text{RuCl}_2(=\text{CH-n-Bu})(\text{PCy}_3)_2$ was obtained as a red-purple microcrystalline solid, using $\text{RuCl}_2(=\text{CHPh})(\text{PCy}_3)_2$ (354 mg, 0.43 mmol) and 1-hexene (538 μL , 4.30 mmol, 10 eq.) as starting materials. Yield 328 mg (95%). ^1H NMR (CD_2Cl_2): δ 19.24 (t, $^3J_{\text{HH}}=5.1$ Hz, $\text{Ru}=\text{CH}$), 2.74 (dt, $^3J_{\text{HH}}=5.1$, $^3J_{\text{HH}}'=5.2$ Hz, $(\text{CHCH}_2)_2$), 2.56-2.47, 1.82-1.78, 1.70-1.68, 1.54-1.43, 1.26-1.22 and 0.95-0.86 (all m, $\text{CH}_2\text{CH}_2\text{CH}_3$ and $\text{P}(\text{C}_6\text{H}_{11})_3$). ^{13}C NMR (CD_2Cl_2): δ 321.13 (t, $J_{\text{PC}}=7.6$ Hz, $\text{Ru}=\text{CH}$), 58.85 (s, CHCH_2), 32.25 (pseudo-t, $J_{\text{app}}=9.4$ Hz, ipso-C of $\text{P}(\text{C}_6\text{H}_{11})_3$), 29.90 (s, m-C of $\text{P}(\text{C}_6\text{H}_{11})_3$), 28.23 (pseudo-t, $J_{\text{app}}=5.3$ Hz, o-C of $\text{P}(\text{C}_6\text{H}_{11})_3$), 26.91 (s, p-C of $\text{P}(\text{C}_6\text{H}_{11})_3$), 30.53, 22.94 and 14.06 (all s,

$\text{CH}_2\text{CH}_2\text{CH}_3$). ^{31}P NMR (CD_2Cl_2): δ 36.05 (s, PCy_3). Anal. Calcd. for $\text{C}_{41}\text{H}_{76}\text{Cl}_2\text{P}_2\text{Ru}$: C, 61.32; H, 9.54. Found: C, 61.51; H, 9.71.

Synthesis of $\text{RuCl}_2(=\text{CHCH}=\text{CH}_2)(\text{PCy}_3)_2$ (Complex 23)

[0100] 1,3-butadiene is slowly bubbled into a solution of complex 10 (703 mg, 0.85 mmol) in CH_2Cl_2 (15 mL) for 20 seconds at -20°C . While the solution is allowed to warm to RT within 10 min, a color change from purple to orange-brown is observed. The solvent was removed under vacuum, the residue repeatedly washed with acetone or pentane (5 mL) and dried under vacuum for several hours. A red-purple microcrystalline solid was obtained. Yield 627 mg (95%). ^1H NMR (CD_2Cl_2): δ 19.06 (d, $^3J_{\text{HH}}=10.5$ Hz, $\text{Ru}=\text{CH}$), 8.11 (ddd, $^3J_{\text{HH}}=10.5$, $^3J_{\text{HH}}^{\text{cis}}=9.3$, $^3J_{\text{HH}}^{\text{trans}}=16.8$ Hz, $\text{CH}=\text{CH}_2$), 6.25 (d, $^3J_{\text{HH}}^{\text{cis}}=9.3$, H^{cis} of $\text{CH}=\text{CH}_2$), 6.01 (d, $^3J_{\text{HH}}^{\text{trans}}=9.3$, H^{trans} of $\text{CH}=\text{CH}_2$), 2.59-2.53, 1.83-1.78, 1.52-1.47 and 1.25-1.21 (all m, $\text{P}(\text{C}_6\text{H}_{11})_3$). ^{13}C NMR (CD_2Cl_2): δ 296.00 (t, $J_{\text{PC}}=7.6$ Hz, $\text{Ru}=\text{CH}$), 153.61 (s, $\text{CH}=\text{CH}_2$), 115.93 (s, $\text{CH}=\text{CH}_2$), 32.32 (pseudo-t, $J_{\text{app}}=8.9$ Hz, ipso-C of $\text{P}(\text{C}_6\text{H}_{11})_3$), 29.82 (s, m-C of $\text{P}(\text{C}_6\text{H}_{11})_3$), 28.15 (pseudo-t, $J_{\text{app}}=5.1$ Hz, o-C of $\text{P}(\text{C}_6\text{H}_{11})_3$), 26.91 (s, p-C of $\text{P}(\text{C}_6\text{H}_{11})_3$). ^{31}P NMR (CD_2Cl_2): δ 36.17 (s, PCy_3). Anal. Calcd. for $\text{C}_{38}\text{H}_{70}\text{Cl}_2\text{P}_2\text{Ru}$: C, 60.61; H, 9.13. Found: C, 60.79; H, 9.30.

Synthesis of $\text{RuCl}_2(=\text{C}=\text{CH}_2)(\text{PCy}_3)_2$ (Complex 24)

[0101] In a procedure analogous to that used in synthesizing complex 23, $\text{RuCl}_2(=\text{C}=\text{CH}_2)(\text{PCy}_3)_2$ was obtained as a tan microcrystalline solid, using complex 10 (413 mg, 0.50 mmol) and 1,2-propadiene as starting materials. Yield 373 mg (98%). ^1H NMR (CD_2Cl_2): δ 3.63 (s, $\text{Ru}=\text{C}=\text{CH}_2$), 2.71-2.64, 2.05-2.01, 1.81-1.53 and 1.32-1.23 (all m, $\text{P}(\text{C}_6\text{H}_{11})_3$). ^{13}C NMR (CD_2Cl_2): δ 327.41 (t, $J_{\text{PC}}=17.2$ Hz, $\text{Ru}=\text{C}=\text{CH}_2$), 99.34 (s, $\text{Ru}=\text{C}=\text{CH}_2$), 33.30 (pseudo-t, $J_{\text{app}}=8.9$ Hz, ipso-C of $\text{P}(\text{C}_6\text{H}_{11})_3$), 30.41 (s, m-C of $\text{P}(\text{C}_6\text{H}_{11})_3$), 28.32 (pseudo-t, $J_{\text{app}}=5.0$ Hz, o-C of $\text{P}(\text{C}_6\text{H}_{11})_3$), 27.02 (s, p-C of $\text{P}(\text{C}_6\text{H}_{11})_3$). ^{31}P NMR (CD_2Cl_2): δ 35.36 (s, PCy_3). Anal. Calcd. for $\text{C}_{38}\text{H}_{68}\text{Cl}_2\text{P}_2\text{Ru}$: C, 60.14; H, 9.03. Found: C, 60.29; H, 8.91.

Synthesis of $\text{RuCl}_2(=\text{CHCH}_2\text{OAc})(\text{PCy}_3)_2$ (Complex 25)

[0102] A solution of complex 10 (423 mg, 0.51 mmol) in CH_2Cl_2 (10 mL) was treated with allyl acetate (555 μL , 5.10 mmol, 10 eq.) at -20°C . While the solution warmed to RT within 10 min, a color change from purple to orange-brown was observed. The solvent was removed under vacuum, the residue repeatedly washed with ice-cold methanol (5 mL portions) and dried under vacuum for several hours. A purple microcrystalline solid, $\text{RuCl}_2(=\text{CHCH}_2\text{OAc})(\text{PCy}_3)_2$, was obtained. Yield 342 mg (83%). ^1H NMR (CD_2Cl_2): δ 18.90 (t, $^3J_{\text{HH}}=4.2$ Hz, $\text{Ru}=\text{CH}$), 4.77 (d, $^3J_{\text{HH}}=3.6$ Hz, CH_2OAc), 2.09 (s, $\text{C}(\text{O})\text{CH}_3$), 2.53-2.47, 1.81-1.70, 1.59-1.53 and 1.26-1.22 (all m, $\text{P}(\text{C}_6\text{H}_{11})_3$). ^{13}C NMR (CD_2Cl_2): δ 305.76 (t, $J_{\text{PC}}=7.6$ Hz, $\text{Ru}=\text{C}$), 170.41 (s, $\text{C}(\text{O})\text{CH}_3$), 83.19 (s, CH_2OAc), 32.59 (pseudo-t, $J_{\text{app}}=8.6$ Hz, ipso-C of $\text{P}(\text{C}_6\text{H}_{11})_3$), 29.94 (s, m-C of $\text{P}(\text{C}_6\text{H}_{11})_3$), 28.23 (m, o-C of $\text{P}(\text{C}_6\text{H}_{11})_3$), 26.91 (s, p-C of $\text{P}(\text{C}_6\text{H}_{11})_3$), 20.91 (s, $\text{C}(\text{O})\text{CH}_3$). ^{31}P NMR

(CD₂Cl₂): δ 36.66 (s, PCy₃). Anal. Calcd. for C₃₉H₇₂Cl₂O₂P₂Ru: C, 58.05; H, 8.99. Found: C, 58.13; H, 9.07.

Synthesis of RuCl₂(=CHCH₂Cl)(PCy₃)₂ (Complex 26)

[0103] In a procedure analogous to that used in synthesizing complex 25 RuCl₂(=CHCH₂Cl)(PCy₃)₂ was obtained as a purple microcrystalline solid using complex 10 (583 mg, 0.71 mmol) and allyl chloride (577 μ L, 7.08 mmol, 10 eq.) as starting materials. Yield 552 mg (80%). ¹H NMR(CD₂Cl₂): δ 18.74 (t, ³J_{HH}=4.5 Hz, Ru=CH), 4.43(d, ³J_{HH}=4.8 Hz, CH₂Cl), 2.55-2.50, 1.81-1.70, 1.59-1.52 and 1.27-1.23 (all m, P(C₆H₁₁)₃). ¹³C NMR(CD₂Cl₂): δ 303.00 (t, J_{PC}=7.8 Hz, Ru=C), 63.23 (s, CH₂Cl), 32.05(pseudo-t, J_{app}=8.8 Hz, ipso-C of P(C₆H₁₁)₃), 29.50(s, m-C of P(C₆H₁₁)₃), 27.81 (pseudo-t, J_{app}=5.2 Hz, o-C of P(C₆H₁₁)₃), 26.56 (s, p-C of P(C₆H₁₁)₃). ³¹P NMR(CD₂Cl₂): δ 37.36 (s, PCy₃). Anal. Calcd. for C₃₈H₆₉Cl₃P₂Ru: C, 57.39; H, 8.74. Found: C, 57.55; H, 8.81.

Synthesis of RuCl₂(=CH(CH₂)₃OH)(PCy₃)₂ (Complex 27)

[0104] In a procedure analogous to that used in synthesizing complex 25, RuCl₂(=CH(CH₂)₃OH)(PCy₃)₂ was obtained as a purple microcrystalline solid, using complex 10 (617 mg, 0.82 mmol) and 4pentene-1-ol (823 μ L, 8.2 mmol, 10 eq.) as starting materials. Yield 459 mg (76%). ¹H NMR(CD₂Cl₂): δ 19.20 (t, ³J_{HH}=4.6 Hz, Ru=CH), 5.46(s(br.), OH), 2.82-2.78, 2.06-2.01 and 1.62-1.58 (all m, CH₂CH₂CH₂OH), 2.55-2.51, 1.84-1.81, 1.55-1.52 and 1.26-1.23 (all m, P(C₆H₁₁)₃). ¹³C NMR(CD₂Cl₂): δ 305.66 5, J_{PC}=7.3 Hz, Ru=C), 62.66 (s, CH₂OH), 33.01 and 30.08 (both s, CH₂CH₂) 32.32(pseudo-t, J_{app}=8.5 Hz, ipso-C of P(C₆H₁₁)₃), 29.94 (s, m-C of P(C₆H₁₁)₃), 28.28. (pseudo-t, J_{app}=5.3 Hz, o-C of P(C₆H₁₁)₃), 26.91 (s, p-C of P(C₆H₁₁)₃). ³¹P NMR(CD₂Cl₂): δ 37.06 (s, PCy₃). Anal. Calcd. for C₄₀H₇₄Cl₂P₂ORu: C, 59.69; H, 9.27. Found: C, 59.51; H, 9.09.

ROMP of Norbornene With Complexes 3-9 As Catalysts

[0105] Norbornene (59 mg, 0.63 mmol) was dissolved in CH₂Cl₂ (0.7 mL) and treated with solutions of complexes 3-9 (6.25 μ mol) in CH₂Cl₂ (0.3 mL) at RT. The reaction mixtures became viscous within 3-5 min and the color changed from brown-green to orange. The solutions were stirred at RT for 1 hour, then exposed to air and treated with CH₂Cl₂ (2 mL) containing traces of 2,6-di-tert-butyl-4-methylphenol and ethyl vinyl ether. The resulting green solutions were stirred for 20 min and, after filtration through short columns of silica gel, precipitated into vigorously stirred methanol. White, tacky polymers were obtained that were isolated, washed several times with methanol and dried under vacuum. Yields 95-99%, \approx 90% trans, M_n=31.5-42.3 kg/mol, PDI (toluene): 1.04-1.10.

Determination of Initiation And Propagation Rates In ROMP of Norbornene With Complexes 3-9

[0106] 1.25 \times 10⁻⁵ mol of catalysts based on complexes 3-9 were weighed into NMR tubes and dissolved in benzene-d₆ (0.3 mL). Ferrocene stock solution in benzene-d₆ (20 μ L) was added as an internal standard. These mixtures were treated

with solutions of norbornene (23.5 mg, 0.25 mmol, 20 eq.) in benzene-d₆ (250 μ L). A ¹H NMR-routine was started immediately, taking 60 spectra within 40 min, then 200 spectra within 5 hour. The initiation rate constants (k_i) were determined by integration of H _{α} resonances of the initiating and propagating species. The propagation rate constants (k_p) were determined by monitoring the decrease of monomer concentration versus the internal standards. The results are given in Table III (above).

Reaction of Complex 10 With 3-methyl-1-butene And 3,3-dimethyl-1-butene

[0107] In individual NMR-tubes, a solution of complex 10 (5.0 mg, 6.1 μ mol) in methylene chloride-d₂ (0.5 mL) was treated with 10 equiv. 3-methyl-1-butene and 3,3-dimethyl-1-butene (61.0 μ mol), respectively. Whereas with the latter reactant, no reaction was observed within 12 hours, a gradual (within 5 min) color change from red-purple to orange indicates that complex 10 undergoes a reaction with 3-methyl-1-butene. Resonances in the ¹H NMR at δ 18.96 (d, ³J_{HH}=7.5 Hz, Ru=CHiPr), 2.27 (m, CHCH₃) and 1.01 (d, ³J_{HH}=7.2 Hz, CHCH₃) may be attributed to the formation of RuCl₂(=CH-i-Pr)(PCy₃)₂. However, the intensity of these signals did not increase in the course of the reaction, and after 10 min, the corresponding resonances of complex 19 became dominant.

ROMP of Cyclooctene And 1,5-cyclooctadiene With Complexes 10-16 As Catalysts

[0108] Complexes 10-16 (6.0 μ mol) were individually dissolved in CH₂Cl₂ (0.5 mL) and treated with neat cyclooctene or 1,5-cyclooctadiene (3.0 mmol, 500 eq.) at RT. Accompanied by a color change from purple to orange, the reaction mixtures turned viscous within 3-5 min. The solutions were stirred at RT for 2.5 hour and, upon exposure to air, treated with CH₂Cl₂ (5 mL) containing traces of 2,6-di-tert-butyl-4-methylphenol and ethyl vinyl ether. After 20 min, the viscous solutions were filtered through short columns of silica gel and precipitated into vigorously stirred methanol. The resulting polymers were isolated, washed several times with methanol and dried under vacuum. Cycloocteneamer (white tacky polymers): Yields 95-100%, M_n=111-211 kg/mol, PDI (toluene): 1.51-1.63; polybutadiene: (white glue-like polymers): Yields 96-99%, 56-68% cis, M_n=57.9-63.2 kg/mol, PDI (toluene): 1.56-1.67.

Determination of Initiation Rate Constants In Acyclic Metathesis of 1-hexene With Complexes 10-16 As Catalysts

[0109] 6.05 μ mol of catalysts based on complexes 10-16 were placed into NMR tubes and dissolved in methylene chloride-d₂ (550 μ L). At 0° C., 1-hexene (22.7 μ L, 0.18 mmol, 30 eq.) was added and a ¹H NMR-routine (at 0° C.) was started, taking 60 spectra within 40 min. The initiation rate constants were determined by integration of the H _{α} resonances of complexes 10-16 and 22. The results are given in Table IV (above).

X-Ray Diffraction Study of RuCl₂(=CH-p-C₆H₄Cl)(PCy₃)₂ (Complex 15)

[0110] A maroon prism of complex 15 was obtained by slow diffusion of hexanes into a concentrated solution of complex 15 in methylene chloride (0.5 mL) within 24 hours.

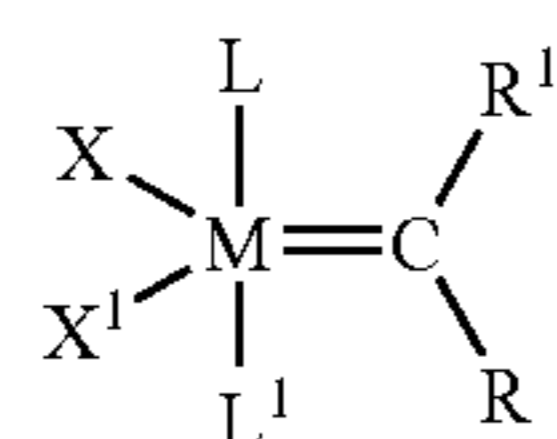
A crystal of the size 0.2 mm×0.3 mm×0.5 mm was selected, oil-mounted on a glass fiber and transferred to a Siemens P4 diffractometer equipped with a modified LT-1 low temperature system. The determination of Laue symmetry, crystal class, unit cell parameters, and the crystal's orientation matrix were carried out according to standard techniques. Low temperature (158 K) intensity data were collected via a 2θ-θ scan technique with $MO_{K\alpha}$ radiation.

[0111] All 7782 data were corrected for absorption and for Lorentz and polarization effects and placed on an approximately absolute scale. Any reflection with $I(\text{net}) < 0$ was assigned the value $|F_o| = 0$. There were no systematic extinctions nor any diffraction symmetry other than the Friedel condition. Refinement of the model proved the centrosymmetric triclinic space group P1 to be the correct choice.

[0112] All crystallographic calculations were carried out using either the UCLA Crystallographic Computing Package or the SHELXTL PLUS program. The analytical scattering factors for neutral atoms were used throughout the analysis; both the real ($\Delta f'$) and imaginary ($i\Delta f''$) components of anomalous dispersion were included. The quantity minimized during least-squares analysis was $\sum w(|F_o| - |F_c|)^2$ where $w^{-1} = \sigma^2(|F_o|) + 0.0002(|F_o|)^2$. The structure was solved by direct methods (SHELXTL) and refined by full-matrix least-squares techniques. Hydrogen atoms were located from a difference-Fourier map and included with isotropic temperature parameters. Refinement of the model led to convergence with $R_F = 3.5\%$, $R_{wF} = 3.6\%$ and $GOF = 1.42$ for 726 variables refined against those 6411 data with $|F_o| > 3.0\sigma(|F_o|)$. A final difference-Fourier map yielded $\rho_{\text{max}} = 0.52 \text{ e}\text{\AA}^{-3}$.

1-33. (canceled)

34. A process for synthesizing telechelic polymers by metathesis polymerization, comprising contacting a cyclic olefin with a compound of the formula:



in the presence of an α,ω -difunctional olefin, wherein:

M is selected from the group consisting of Os and Ru;

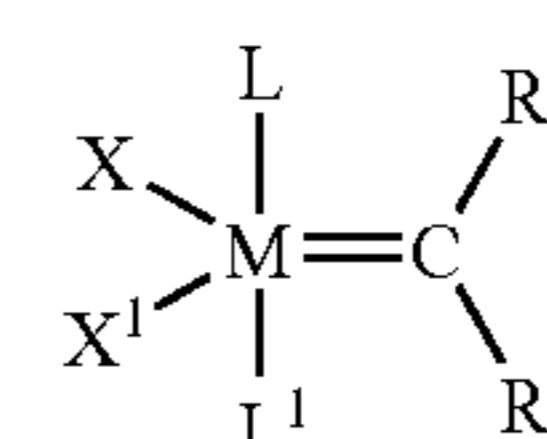
R^1 is hydrogen;

R is selected from the group consisting of hydrogen, substituted or unsubstituted alkyl, and substituted or unsubstituted aryl;

X and X^1 are independently selected from any anionic ligand;

L and L^1 is selected from any neutral electron donor.

35. A process for synthesizing olefins by metathesis, comprising contacting an acyclic olefin with a compound of the formula:



wherein:

M is selected from the group consisting of Os and Ru;

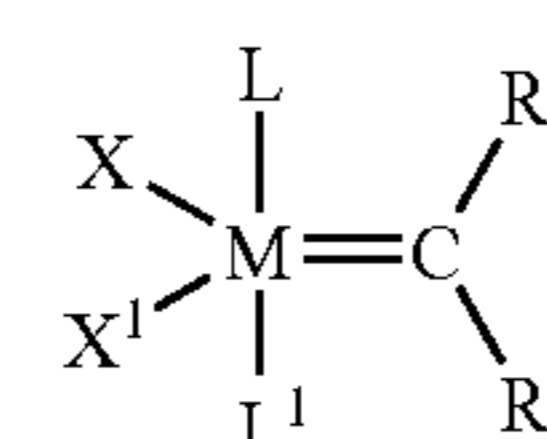
R^1 is hydrogen;

R is selected from the group consisting of hydrogen, substituted or unsubstituted alkyl, and substituted or unsubstituted aryl;

X and X^1 are independently selected from any anionic ligand;

L and L^1 are selected from any neutral electron donor.

36. A process for synthesizing olefins by cross metathesis, comprising contacting a first acyclic olefin with a compound of the formula:



in the presence of a second acyclic olefin,

wherein:

M is selected from the group consisting of Os and Ru;

R^1 is hydrogen;

R is selected from the group consisting of hydrogen, substituted or unsubstituted alkyl, and substituted or unsubstituted aryl;

X and X^1 are independently selected from any anionic ligand;

L and L^1 are selected from any neutral electron donor.

37-42. (canceled)

* * * * *