



(19) **United States**

(12) **Patent Application Publication**
Werpy et al.

(10) **Pub. No.: US 2005/0064560 A1**

(43) **Pub. Date: Mar. 24, 2005**

(54) **METHODS OF PRODUCING COMPOUNDS FROM PLANT MATERIAL**

Publication Classification

(76) **Inventors:** **Todd A. Werpy**, West Richland, WA (US); **Andrew J. Schmidt**, Richland, WA (US); **John G. Frye JR.**, Richland, WA (US); **Alan H. Zacher**, Kennewick, WA (US); **James A. Franz**, Kennewick, WA (US); **Mikhail S. Alnajjar**, Richland, WA (US); **Gary G. Neuenschwander**, Burbank, WA (US); **Eric V. Alderson**, Kennewick, WA (US); **Rick J. Orth**, Kennewick, WA (US)

(51) **Int. Cl.⁷** **C12P 19/02**

(52) **U.S. Cl.** **435/105**

(57) **ABSTRACT**

The invention includes methods of processing plant material by adding water to form a mixture, heating the mixture, and separating a liquid component from a solid-comprising component. At least one of the liquid component and the solid-comprising component undergoes additional processing. Processing of the solid-comprising component produces oils, and processing of the liquid component produces one or more of glycerol, ethylene glycol, lactic acid and propylene glycol. The invention includes a process of forming glycerol, ethylene glycol, lactic acid and propylene glycol from plant matter by adding water, heating and filtering the plant matter. The filtrate containing starch, starch fragments, hemicellulose and fragments of hemicellulose is treated to form linear poly-alcohols which are then cleaved to produce one or more of glycerol, ethylene glycol, lactic acid and propylene glycol. The invention also includes a method of producing free and/or complexed sterols and stanols from plant material.

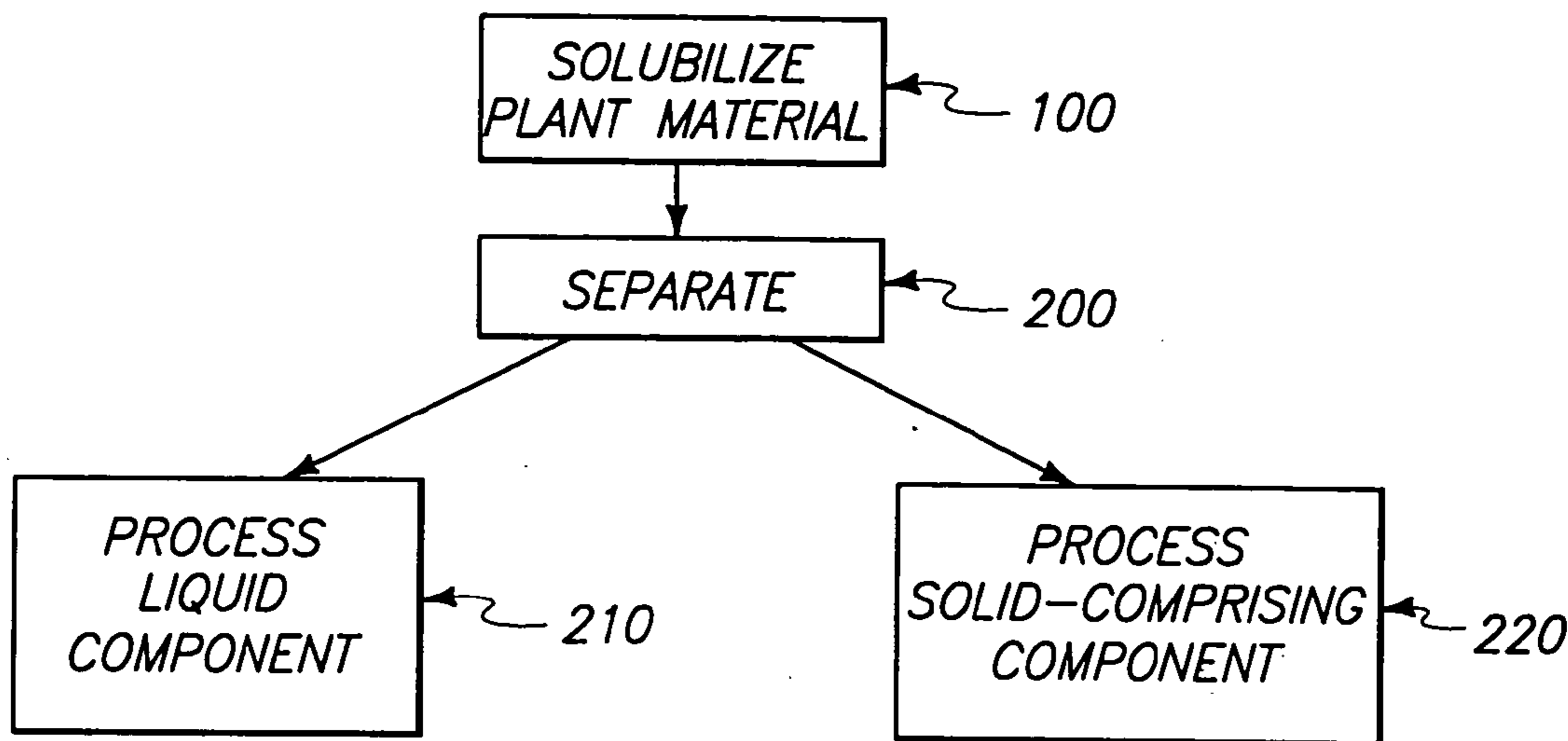
Correspondence Address:
WELLS ST. JOHN P.S.
601 W. FIRST AVENUE, SUITE 1300
SPOKANE, WA 99201 (US)

(21) **Appl. No.:** **10/980,927**

(22) **Filed:** **Nov. 3, 2004**

Related U.S. Application Data

(62) Division of application No. 10/379,299, filed on Mar. 3, 2003.



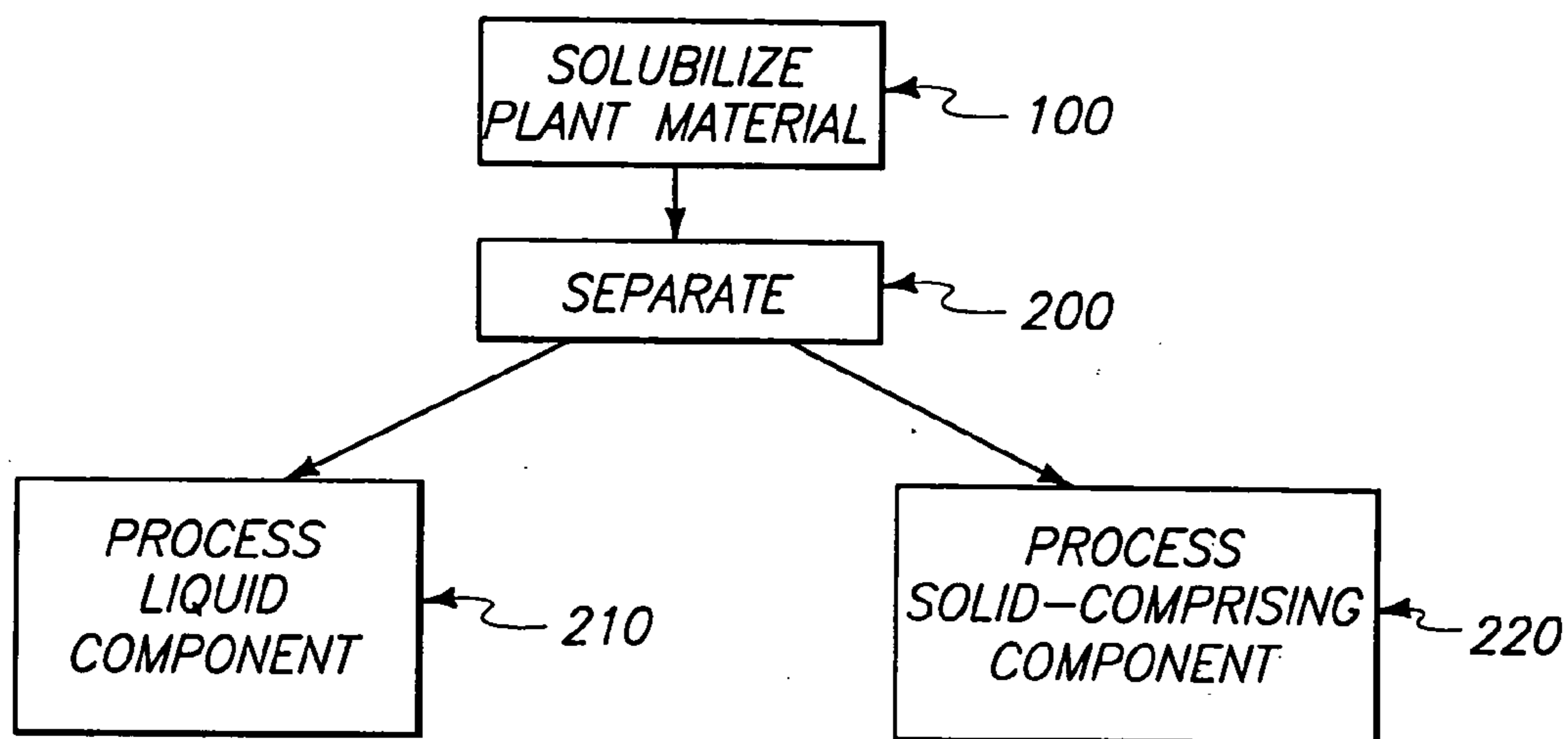


FIG. 1

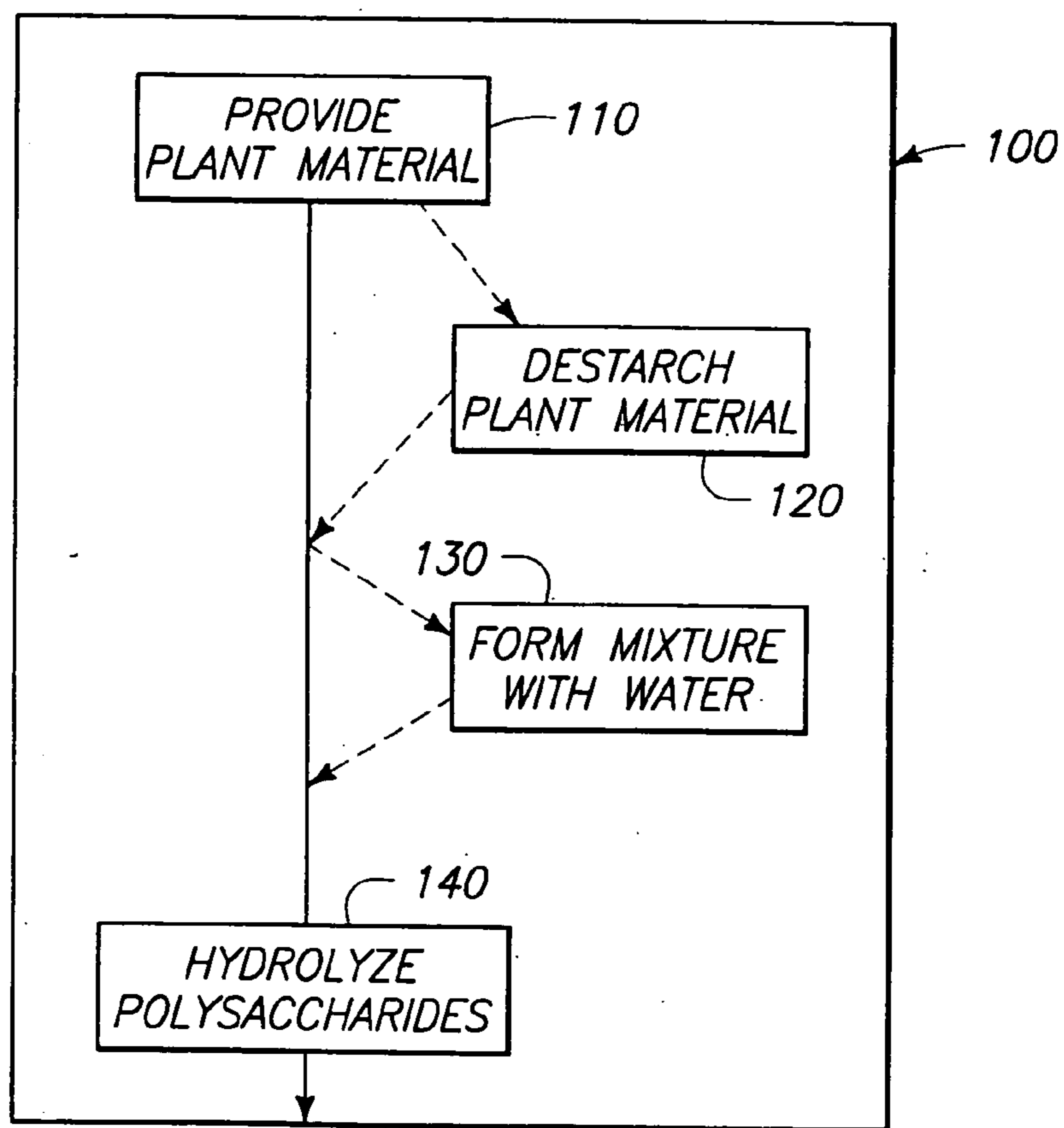
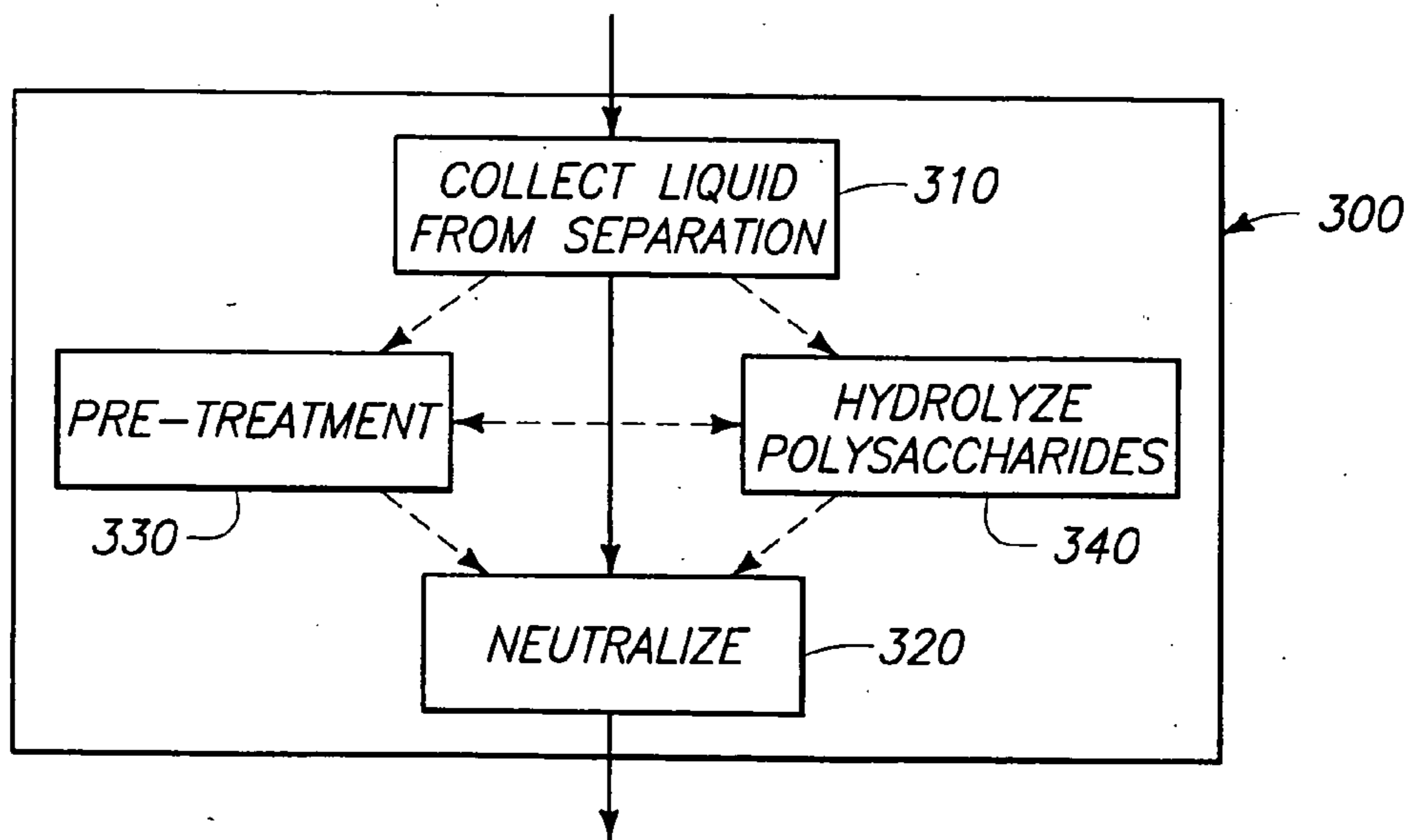
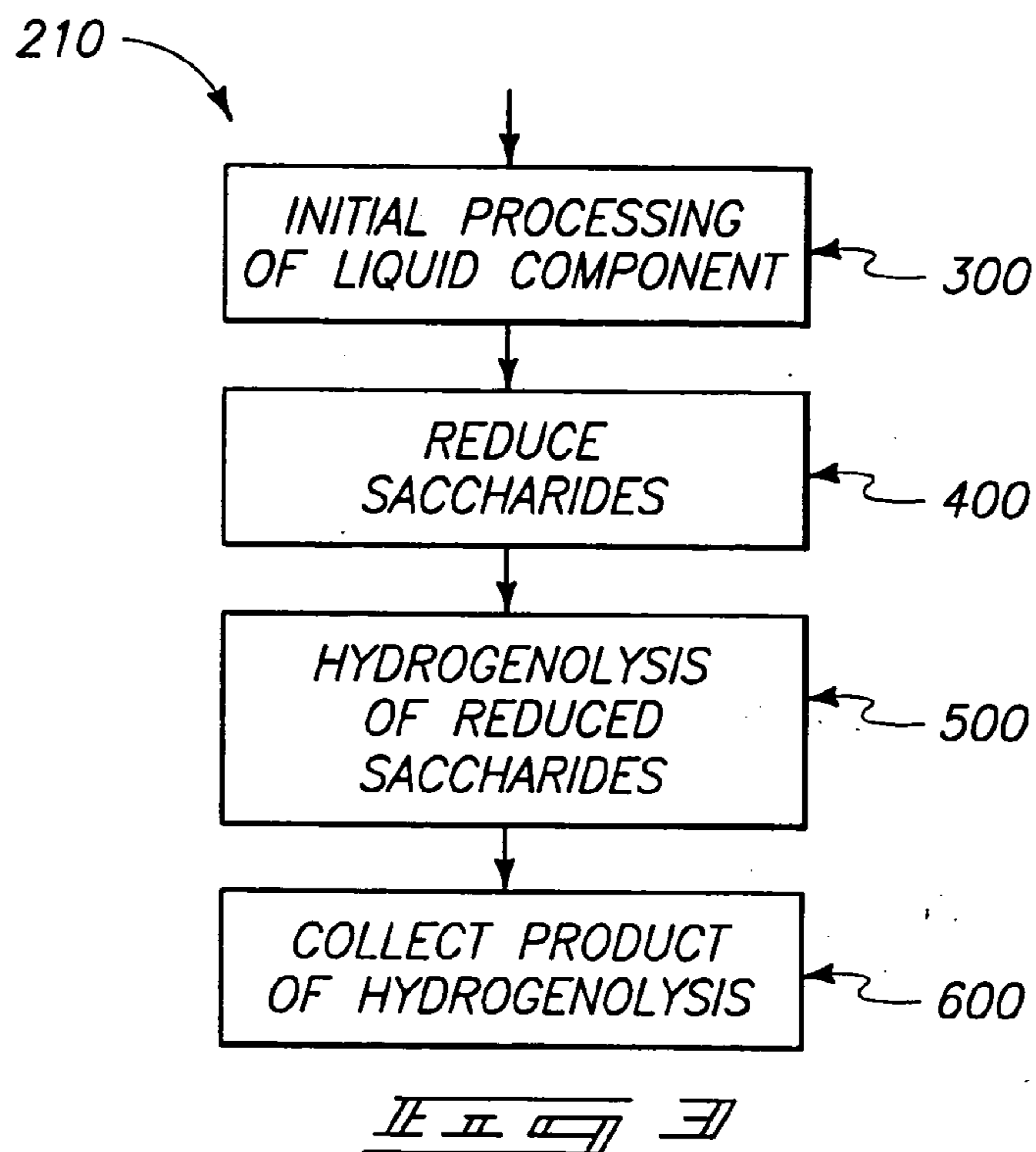
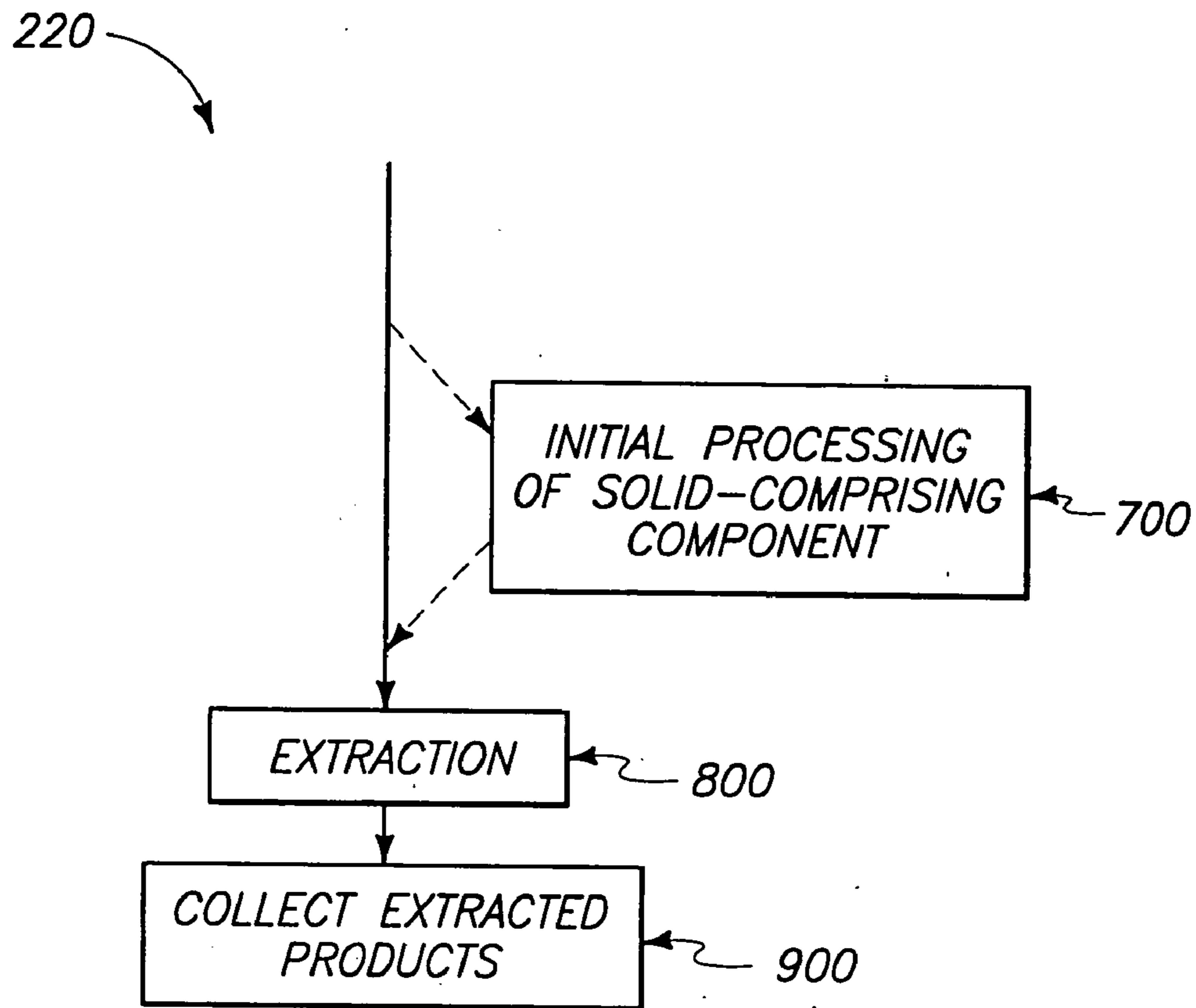


FIG. 2





II II □ S

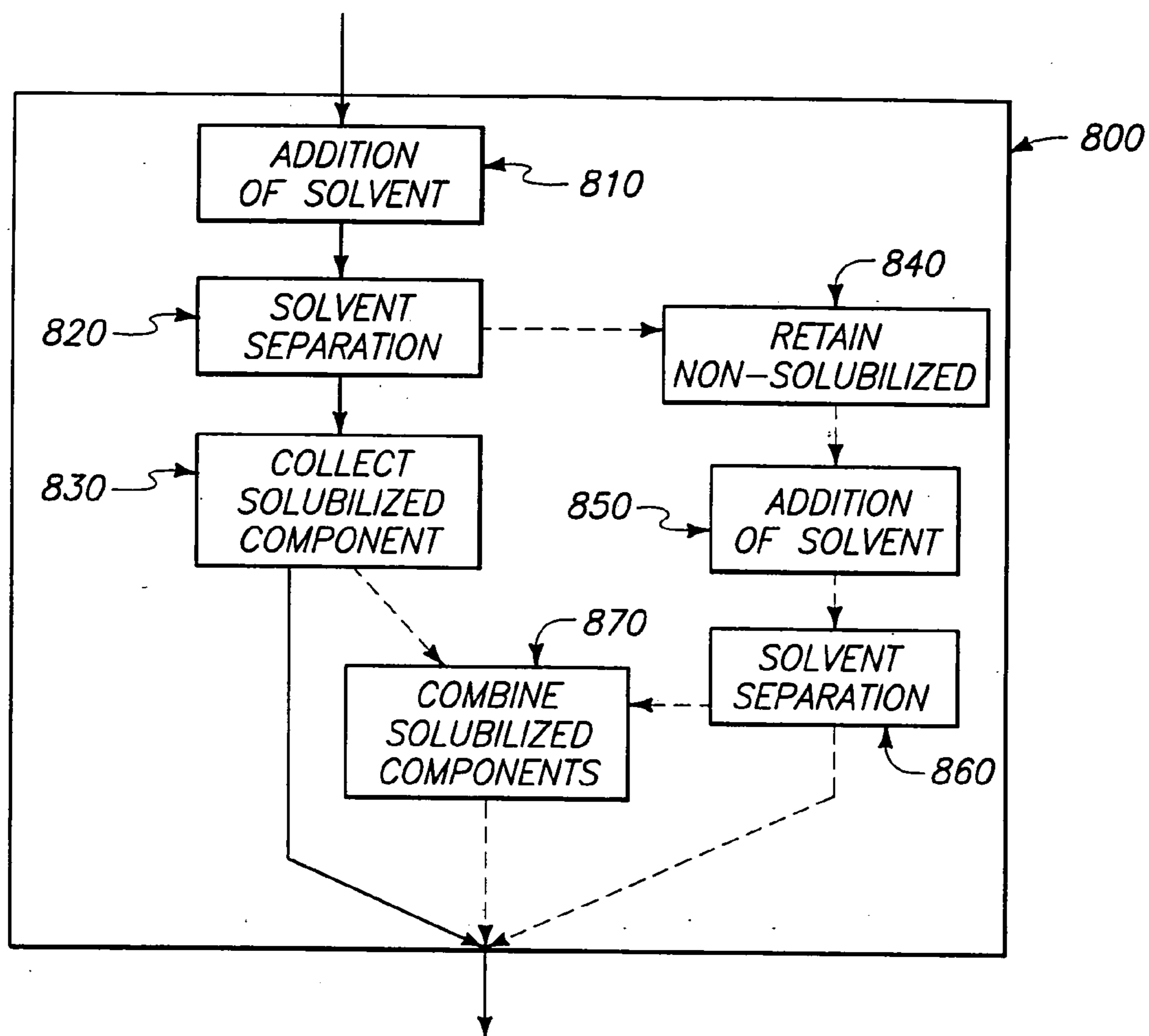


FIG. 8

METHODS OF PRODUCING COMPOUNDS FROM PLANT MATERIAL

[0001] The invention was made with Government support under Contract DE-FC36-00G10596, A000, awarded by the U.S. Department of Energy. The Government has certain rights in the invention.

TECHNICAL FIELD

[0002] The present invention pertains to methods of processing plant material and methods of producing compounds from plant material.

BACKGROUND OF THE INVENTION

[0003] Industrial processing of corn material and other plant material currently produces primarily starch with an accompanying large volume of fiber byproduct. Despite the presence of useful components within the fiber byproduct, most of the fiber byproduct is utilized only as a low value component in livestock feed. The usefulness of the plant fiber byproduct is currently limited by a lack of developed methods for processing the plant fiber material to produce the useful compounds contained therein.

[0004] It would be desirable to develop methods of producing useful compounds from plant materials.

SUMMARY OF THE INVENTION

[0005] In one aspect, the invention encompasses a method of processing plant material. Depending upon the initial water content, an amount of water can be added to the plant material to form a mixture. The mixture is separated into a liquid component and a solid-containing component. At least one of the liquid component and the solid-containing component undergoes additional processing. Processing of the solid component produces oils, and processing of the liquid component produces one or more of ethanol, glycerol, ethylene glycol propylene glycol and lactic acid.

[0006] In one aspect, the invention encompasses a process of forming one or more of glycerol, ethylene glycol, lactic acid and propylene glycol from plant matter. Water can be added to plant matter as needed to form a mixture. The mixture is heated and filtered and the filtrate is retained. The filtrate contains hemicellulose, fragments of hemicellulose and starch. At least some of the hemicellulose and fragments of the hemicellulose are converted to diols, linear polyalcohols and/or lactic acid. At least some of the linear polyalcohols are cleaved to produce one or more of glycerol, ethylene glycol, propylene glycol and lactic acid.

[0007] In one aspect, the invention encompasses a method of recovering sterols. A material containing plant fiber can be mixed with water to form a mixture. The mixture is heated and filtered to produce a filtrate and a solid-containing portion. The solid-containing portion is treated with one or more solvents to extract a material containing one or more free or complexed sterols, stanols or triglycerides.

BRIEF DESCRIPTION OF THE DRAWINGS

[0008] Preferred embodiments of the invention are described below with reference to the following accompanying drawings.

[0009] FIG. 1 is a flowchart diagram of a preliminary processing method of the present invention.

[0010] FIG. 2 is a flowchart diagram of step 100 depicted in FIG. 1.

[0011] FIG. 3 is a flowchart diagram of a processing method of the present invention.

[0012] FIG. 4 is a flowchart diagram of step 300 of the processing method shown in FIG. 3.

[0013] FIG. 5 is a flowchart diagram of a particular processing sequence of the present invention.

[0014] FIG. 6 is a flowchart diagram of step 800 of the processing sequence shown in FIG. 5.

DETAILED DESCRIPTION OF THE PREFERRED EMBODIMENTS

[0015] The invention encompasses methods which can be utilized for generating compounds from plant materials. A preliminary processing method encompassed by the present invention is described with reference to FIG. 1. In an initial solubilization step 100 of the preliminary processing, plant material is at least partially solubilized. In a separation step 200, the plant material solubilized in step 100 is separated into liquid and solid-comprising components.

[0016] Step 100 of FIG. 1 is described in greater detail with reference to FIG. 2. The plant material solubilization step 100 initially involves a plant material providing step 110. The plant material provided in step 110 is not limited to a specific plant type and can include, for example, material from one or more of corn, soybean, rice, barley, oats, chicory, wheat, and sugar beet. A mixture comprising the provided plant material and a liquid can be formed in an optional mixture formation step 130. Preferably, step 130 comprises the addition of water to form an aqueous mixture having a final water content of from about 50% to about 90%, by weight. Where the plant material provided in step 110 comprises a water content within the desired range, step 130 can be omitted.

[0017] Mixture formation step 130 can comprise forming the mixture to have a pH of from about 1 to about 11, preferably from about 1.5 to about 6.0. Although the pH of the mixture will typically fall within the desired range without adjustment after the addition of water, it is to be understood that the pH of the resulting mixture can be adjusted to fall within this range of pH by addition of one or more of an acid and a base.

[0018] As shown in FIG. 2, providing plant material can optionally comprise destarching the plant material in a destarching step 120. The present invention encompasses methods that utilize both step 120 and step 130, methods that utilize only one of step 120 and step 130, and methods that omit both step 120 and step 130. It is to be understood that methods of the present invention can be used to treat either destarched plant material or plant material that has not undergone a destarching treatment.

[0019] For purposes of the present invention, destarched plant material can comprise plant material which has at least some of the original starch content removed. In particular aspects, destarched plant material can have greater than or equal to about 80% of the original starch content removed.

Removal of starch from plant material can be achieved by a variety of conventional methods known to those of ordinary skill in the art. After the destarching step **120**, the destarched plant material can be used in step **130** to form an aqueous mixture of destarched plant material.

[0020] As shown in **FIG. 2**, a hydrolysis step **140** can be performed during plant material solubilization. Hydrolysis step **140** can hydrolyze at least some of the polysaccharides in the plant material mixture. Hydrolysis step **140** can comprise, for example, heating of the plant material. Step **140** can alternatively or additionally comprise addition of an acid in an amount appropriate to adjust the pH of the mixture to a pH of from about 1 to about 3. Numerous acids are available for use in hydrolysis step **140** such as, for example, sulfuric acid, carbonic acid, phosphoric acid, lactic acid, nitric acid, acetic acid, hydrochloric acid, and mixtures thereof.

[0021] In embodiments of the present invention where it is desirable to selectively produce polysaccharides such as, for example, partially-hydrolyzed hemicellulose, it is advantageous to avoid addition of acid or base during solubilization step **100** of the preliminary processing. When the solubilization step **100** is performed utilizing an aqueous mixture comprising a pH between about 1 and about 12 (preferably from about 1.5 to about 6.0), greater than or equal to about 75% of hemicellulose comprised by the mixture can be solubilized while predominantly retaining a polymeric form throughout solubilization step **100**.

[0022] The plant material mixture formed in step **130** can undergo solubilization from between about 1 minute to about 2 hours, preferably from between about 5 minutes to about 1 hour. Where acid has not been added, the temperature during solubilization can be from about 100° C. to about 200° C., preferably from between about 120° C. to about 180° C., and more preferably from about 140° C. to about 160° C. If acid is added during step **140**, the solubilization temperature can be from about 100° C. to about 200° C., preferably from 120° C. to about 180° C., and more preferably from 120° C. to 160° C.

[0023] As shown in **FIG. 1**, a separation step **200** can be performed after solubilization step **100**. Separation step **200** can comprise, for example, one or more of centrifugation, pressing, and filtration. Separation step **200** can produce a liquid-comprising portion or filtrate, and a solid-comprising component. The liquid component **210** and the solid-comprising component **220** can independently undergo further processing as discussed below.

[0024] The filtrate or liquid component produced by the separation step **200** can comprise, for example, one or both of polysaccharides and monosaccharides. As discussed above with respect to plant material solubilization step **100** depicted in **FIG. 2**, the relative amount of monosaccharides and polysaccharides present in the liquid component will depend upon conditions utilized during the solubilization step. The saccharides present in the liquid component can comprise, for example, partially hydrolyzed starch, partially hydrolyzed hemicellulose, polymeric fragments of hemicellulose, and monosaccharide components of hemicellulose. The filtrate can also comprise polysaccharides and monosaccharides of non-hemicellulose origin such as, for example, monosaccharide and polysaccharide breakdown products of starch and cellulose present in the plant material. As shown

generally in **FIG. 3**, liquid component can be subjected to reduction step **400** to chemically reduce at least some of the saccharides present in the filtrate.

[0025] As indicated generally in **FIG. 3**, processing of the liquid component **210** can comprise an initial processing step **300** prior to saccharide reduction step **400**. Step **300** is described in more detail with reference to **FIG. 4**. The liquid portion of separation step **200** can be collected in liquid collection step **310** and a neutralization step **320** can be performed if necessary, to adjust the pH of the collected liquid to between about 3 and 8, preferably to a pH of from about 4.5 to about 6.5. Neutralization step **320** can be utilized, for instance, when the preceding processing comprises an addition of acid. It can be advantageous to perform neutralization step **320** prior to a reduction step **400** or a hydrogenolysis step **500** shown in **FIG. 3** (discussed below) to alleviate or avoid detrimentally effecting catalyst activity during the reduction or hydrogenolysis.

[0026] Referring again to **FIG. 4**, the liquid collected in step **310** can optionally undergo a pretreatment step **330**. As shown in **FIG. 4**, pretreatment can occur prior to neutralization step **320**. Alternatively, pretreatment step **330** can be performed after neutralization step **320**. Pretreatment step **330** can comprise, for example, at least one of ultra filtration, carbon filtration, anion exchange chromatography, cation exchange chromatography, and a treatment comprising chemical adjustment followed by precipitation and subsequent separation, where chemical adjustment can include but is not limited to affecting solubility by changing the pH or by addition of a divalent cation. When pretreatment comprises ultra filtration, the ultra filtration can comprise filtration using a molecular weight cutoff filter size of from 2,500 to 50,000. Pretreatment step **330** can remove greater than or equal to 90% of any protein, hydrolyzed protein and/or amino acids present in the liquid solution. It can be advantageous to remove protein from the solution prior to subsequent reduction or hydrogenolysis steps (discussed below) to alleviate or avoid detrimentally effecting or deactivating a catalyst utilized in the reduction or the hydrogenolysis.

[0027] In addition to the feature described above, the formation of liquid component step **300** can optionally include a hydrolysis step **340**. As shown in **FIG. 4**, hydrolysis step **340** can be utilized in addition to pretreatment step **330** or can be utilized when pretreatment step **330** is omitted. Where hydrolysis step **340** is utilized in conjunction with pretreatment step **330**, hydrolysis step **340** can occur prior to or subsequent to pretreatment step **330**. Hydrolysis step **340** can hydrolyze at least some of any polysaccharides present in the liquid collected in step **310**. In some instances, it can be advantageous to perform hydrolysis step **340** to hydrolyze polysaccharides present in the solution and thereby minimize any detrimental effect polysaccharides may have on the activity of a catalyst used in subsequent processing steps.

[0028] Hydrolysis step **340** can comprise an addition of an acid or a base. Preferably, hydrolysis step **340** utilizes an acid which can comprise, for example, one or more of sulfuric acid, carbonic acid, phosphoric acid, lactic acid, nitric acid, acetic acid, hydrochloric acid, and mixtures thereof. It can be preferable in some instances to use an acid other than sulfuric acid to alleviate detrimental effects

sulfate may have on catalysts utilized in subsequent processing steps according to the present invention. In embodiments utilizing acidic hydrolysis step **340**, the pH of the solution during the hydrolysis step can preferably be between about pH 1 and about pH 5, and more preferably between about pH 1.5 and pH 2.5.

[0029] An effective temperature for purposes of hydrolysis step **340** can be between from about 100° C. to about 200° C., preferably from about 120° C. to about 160° C., and more preferably from between about 120° C. through about 140° C. It can be beneficial to perform hydrolysis step **340** to decrease the high temperature requirements during a subsequent reduction step, discussed below. In embodiments of the present invention where hydrolysis step **340** is utilized, neutralization step **320** can comprise to readjustment of the pH of the liquid to between about 3 and 7, preferably to a pH of from about 4.5 to about 6.5, prior to subsequent processing steps.

[0030] Referring again to **FIG. 3**, initial processing of the liquid component can be followed by reduction step **400**. Reduction step **400** can comprise chemical reduction of saccharides by, for example, hydrogenation conditions which can convert at least some of any monosaccharides and polysaccharides present in the liquid component into the respective linear polyalcohols. In addition, if polysaccharides are present in the liquid component, hydrolysis to form the respective monosaccharides can occur during the reduction and can be enhanced by an increased reaction temperature.

[0031] Reduction step **400** can comprise catalytic hydrogenation. Catalytic hydrogenation can comprise exposing saccharides to a catalyst comprising a support and one or more members of the groups consisting of Ru, Ni, Pt, and Pd. The catalyst support can comprise carbon and/or other insoluble support material, such as titania and zirconia. Catalytic hydrogenation can comprise a temperature from about 80° C. to about 300° C., preferably from about 100° C. to about 250° C. and more preferably from about 120° C. to about 200° C. A hydrogen pressure during hydrogenation can be from about 100 psig H₂ to about 3,000 psig H₂, preferably from between about 1,000 psig H₂ and about 2,200 psig H₂ and most preferably from about 1,200 psig H₂ to about 1,800 psig H₂. Hydrogenation can be performed over a time range of from about 1 minute to about 8 hours, preferably from between about 1 minute and about 4 hours.

[0032] Hydrogenation according to methods of the present invention can produce a total amount of linear polyalcohols which can comprise sorbitol, xylitol and arabinitol as the major polyalcohols present. Sorbitol can comprise from 0% to 100% of the total amount of linear polyalcohols produced, xylitol can comprise from 0% to 100% of the total amount of linear polyalcohols produced, and arabinitol can comprise from 0% to 100% of the total amount of linear polyalcohols produced.

[0033] Referring again to **FIG. 3**, after the reduction of saccharides in reduction step **400**, the liquid component can be subjected to a hydrogenolysis step **500**. Hydrogenolysis step **500** can cleave at least some of the linear polyalcohols produced by reduction step **400** to form a group of products that can be collected by collection step **600** (discussed below).

[0034] Hydrogenolysis step **500** can comprise catalytic hydrogenolysis. Catalytic hydrogenolysis can utilize a catalyst such as, for example, a catalyst comprising a support

and one or more members of the group consisting of Ru, Ni, Re, and Co. The support can comprise for example, one or more of carbon, titania and zirconia. Catalytic hydrogenolysis step **510** can further comprise utilization of an added base. Assuming a neutral starting pH of from about pH 5 to about pH 8, an appropriate pH for catalytic hydrogenolysis step **510** can be achieved by, for example, an addition sodium hydroxide to a final concentration of from about 0% to about 10% by weight, and preferably from about 0.5% to about 2% by weight, relative to the weight of the final solution.

[0035] As shown in **FIG. 3**, reduction reaction step **400** and hydrogenolysis reaction step **500** can be performed individually. Alternatively, the reduction reaction can be combined with hydrogenolysis within a common reaction vessel (not shown) and can utilize a common catalyst. For purposes of a combined hydrogenation/hydrogenolysis, a common catalyst can be, for example, Ru on a carbon support. The conditions for the combined hydrogenation and hydrogenolysis reactions can comprise initial conditions identical to the conditions discussed above with respect to reduction reaction **400** as conducted independently. In the combined reaction, hydrogenolysis can be induced by, for example, an addition of sodium hydroxide into the common reaction chamber. Assuming the solution was neutralized prior to the hydrogenation conditions, sodium hydroxide can be added according to the conditions discussed above with respect to hydrogenolysis reaction step **500**, as conducted independently. The appropriate amount of sodium hydroxide to be utilized for hydrogenolysis reaction, either as performed independently or as combined with reduction reaction **400**, can be varied within the ranges discussed above based upon the pH of the solution prior to addition of the base and the sugar concentration in the solution.

[0036] As shown in **FIG. 3**, a product collection step **600** can be performed after hydrogenolysis reaction **500** to collect a group of products. The group of products can comprise one or more of lactic acid, propylene glycol, ethylene glycol and glycerol. A combined amount of ethylene glycol, propylene glycol and glycerol in the liquid component after hydrogenolysis reaction **500** can comprise from about 50% to about 100% of the total amount of carbon present in the liquid component.

[0037] In addition to the features described above, methods of the present invention can include processing of a solid-comprising portion **220** obtained by the separation step **200** shown in **FIG. 1**. Methods for processing of the solid-comprising portion according to the present invention are discussed generally with reference to **FIG. 5**. An initial processing step **700** can optionally be utilized to remove at least some of any liquid portion present in the solid-comprising component. Initial processing step **700** can comprise removal of some or all of any water present in the component utilizing one or more of filtration, air drying, vacuum drying and heating. Alternatively, subsequent processing of the solid-comprising component can be performed in an absence of any further removal of liquid or additional drying.

[0038] As shown in **FIG. 5**, whether or not initial processing step **700** is performed, processing of the solid-comprising component can include an extraction step **800**. Extraction step **800** is discussed in more detail with reference to **FIG. 6**. Extraction step **800** can include a first solvent addition step **810**. Numerous suitable solvents are available for purposes of the extraction step, and can include

but are not limited to one or more of hexane, ethyl acetate, methylene chloride, and acetone. Solvent can be added to provide a volume to mass ratio of from about 1:1 to about 20:1, where the volume is the volume of the added solvent and the mass is the mass of the solid-comprising component prior to solvent addition. In particular processing events, the volume to mass ratio can preferably be about 10:1. The extraction can be conducted for a time of from a few seconds to several hours. Additionally, the extraction can be conducted batchwise or utilizing a continuous process. Extraction step **800** can comprise a first solvent separation step **820** to separate the first solvent from a non-solubilized portion of the solid component. A collection step **830** can be utilized to collect a solubilized component in the separated first solvent.

[0039] As shown in **FIG. 6**, the non-solubilized portion of solvent separation step **820** can be retained in a retention step **840**. An optional second solvent addition step **850** can be performed and can utilize the conditions discussed above with respect to the first solvent addition. After a second solvent addition, a second solvent separation step **860** can be performed and the second solvent portion containing a second solubilized component can be recovered. The second solubilized component can be combined with the first solubilized component in a combination step **870** which combines the solvent collected in step **830** with the solvent collected from separation step **860**. Alternatively the first solvent collected in **830** and the second solvent collected in **860** can remain separate. It is to be noted that the solvent used for addition of solvent step **810** and the solvent used for the second solvent addition step **850** can be identical or can be different. Further, the first solvent collected in step **830** can comprise a product material that is different than the product material extracted by the second solvent addition.

[0040] As shown in **FIG. 6**, extraction step **800** can comprise one or two additions of solvent steps **810** and **850**. It is to be understood that the present invention can encompass methods utilizing greater than two solvent addition steps (not shown). It can be advantageous to utilize a plurality of solvent additions and separation steps to maximize product extraction.

[0041] Referring again to **FIG. 5**, after extraction step **800**, the extracted products can be collected in a collection step **900**. The extracted products collected in step **900** can be from about 3% to about 5% of the initial plant material by weight, or alternatively up to 100% of available extractables. The extracted product can comprise, for example, one or more of campesterol, campestanol, stigmasterol, sitosterol, sitostanol, tocopherols and triglycerides.

[0042] In compliance with the statute, the invention has been described in language more or less specific as to structural and methodical features. It is to be understood, however, that the invention is not limited to the specific features shown and described, since the means herein disclosed comprise preferred forms of putting the invention into effect. The invention is, therefore, claimed in any of its forms or modifications within the proper scope of the appended claims appropriately interpreted in accordance with the doctrine of equivalents.

1-26. (Cancelled).

27. The method of claim 32, further comprising:
heating the mixture during the mixing; and

wherein the extracted material comprises one or more sterols selected from the group consisting of campesterol, campestanol, stigmasterol, sitosterol and sitostanol.

28. The method of claim 27 further comprising after the recovering the solid-comprising portion, removing additional water from the solid-comprising portion prior to the treating the solid-comprising portion with the solvent, the removing additional water comprising one or more of vacuum drying, air drying, rotary drying, and pressing.

29. The method of claim 27 wherein the solvent is selected from the group consisting of hexane, ethyl acetate, methylene chloride, acetone and mixtures thereof.

30. The method of claim 27 wherein the treating the solid-comprising portion with a solvent is a first extraction and further comprising treating the solid-comprising portion with one or more additional solvents in a series of independent extraction steps, the independent extraction steps each utilizing a solvent independently selected from the group consisting of hexane, ethyl acetate, methylene chloride, acetone and mixtures thereof.

31. The method of claim 27 wherein the heating the mixture comprises heating from about 100° C. to about 200° C. for a length of time between about 1 minute and about 2 hours.

32. A method of producing oils from plant material, comprising:

providing plant material;

mixing the plant material with water to form a mixture;

recovering a solid-comprising portion of the mixture by at least one of pressing, filtering and centrifuging;

treating the solid-comprising portion with a solvent to extract a material comprising one or more oils; and

after the treating, collecting the solvent containing the material.

33. The method of claim 32 wherein the method is a continuous process.

34. The method of claim 32 wherein the providing plant material comprises providing destarched corn material.

35. The method of claim 32 wherein the one or more oils comprise one or more of a sterol, a stanol, a tocopherol and a triglyceride.

36. The method of claim 32 wherein the solvent is a first solvent, the material is a first material, and further comprising:

treating the solid portion with a second solvent, the treating with the second solvent extracting a second material from the solid portion; and

after the treating with the second solvent, collecting the second solvent containing the second material.

37. The method of claim 36 further comprising combining the first solvent containing the first material and the second solvent containing the second material.

38. The method of claim 36 wherein the first solvent and the second solvent are the same.

39. (Cancelled)