

May 9, 1933.

K. GROSZ

1,908,602

SHOE

Filed Aug. 5, 1932

Fig. 1

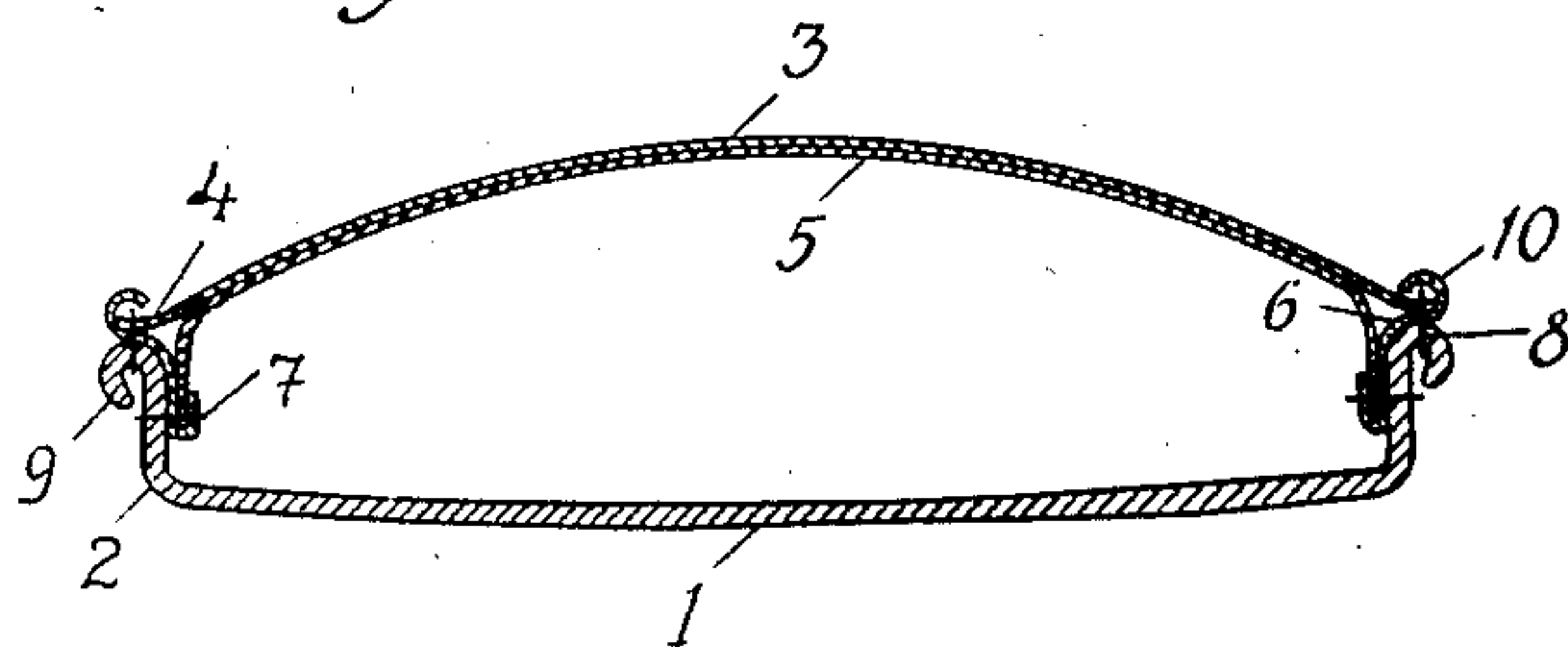


Fig. 2

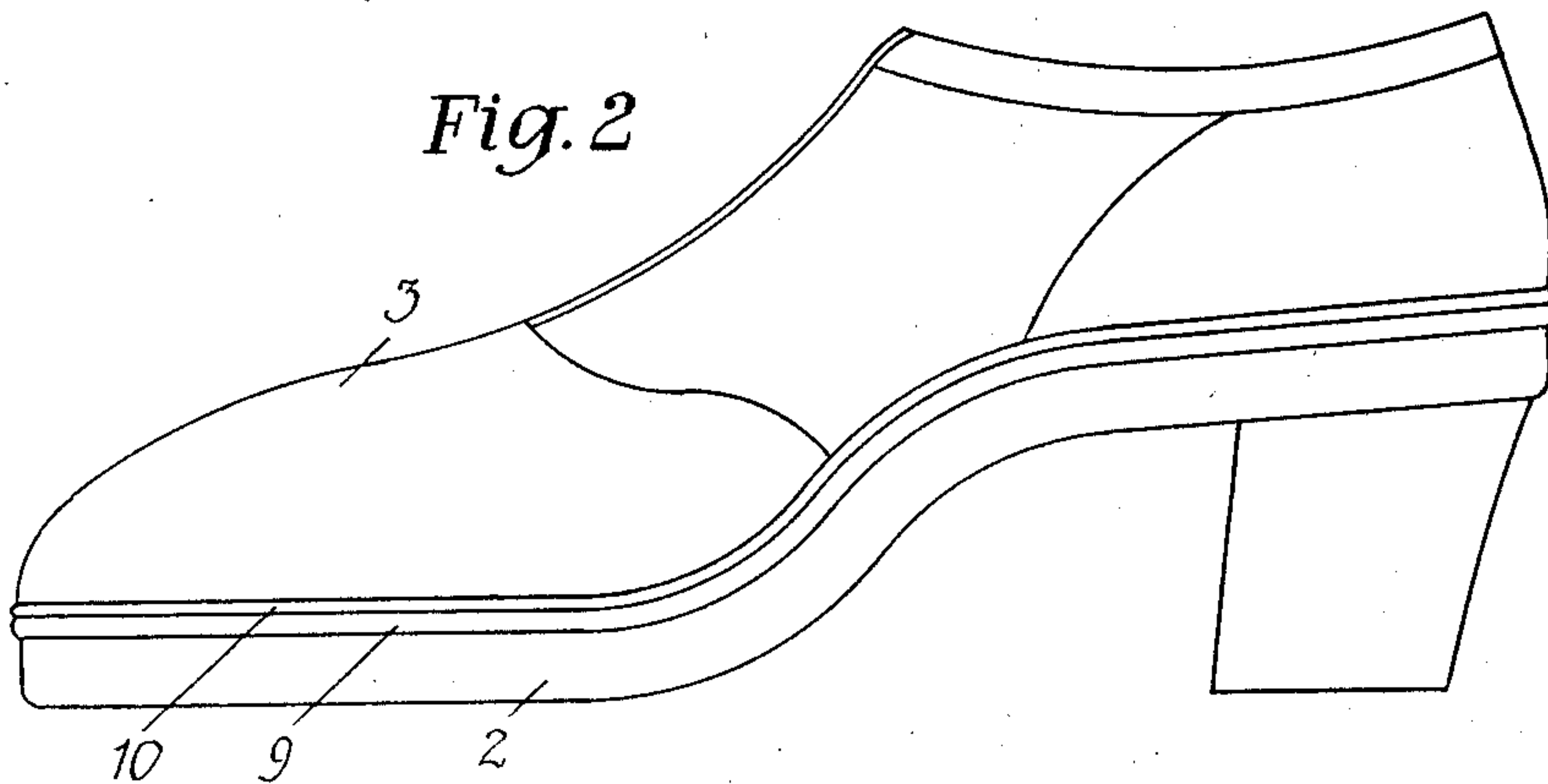


Fig. 3

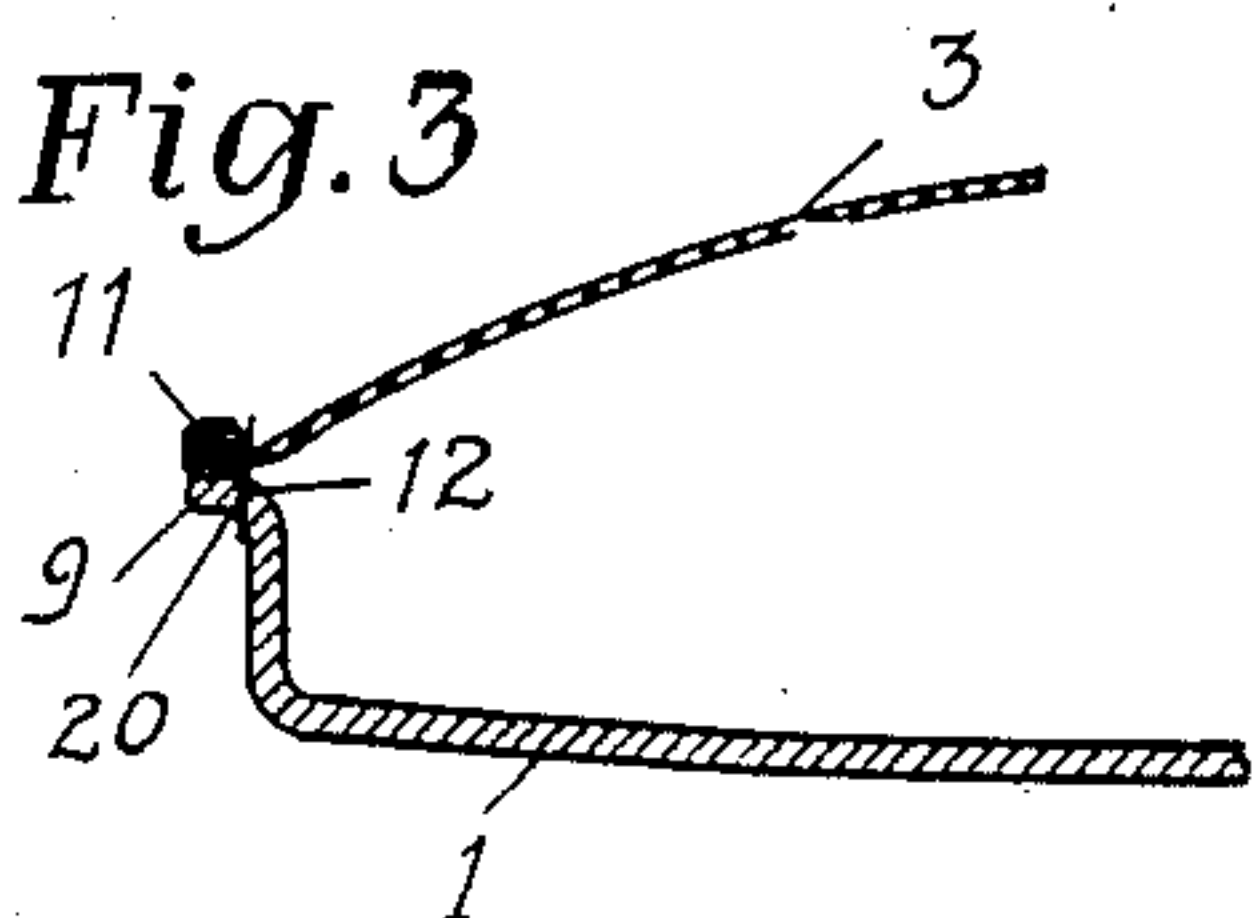


Fig. 4

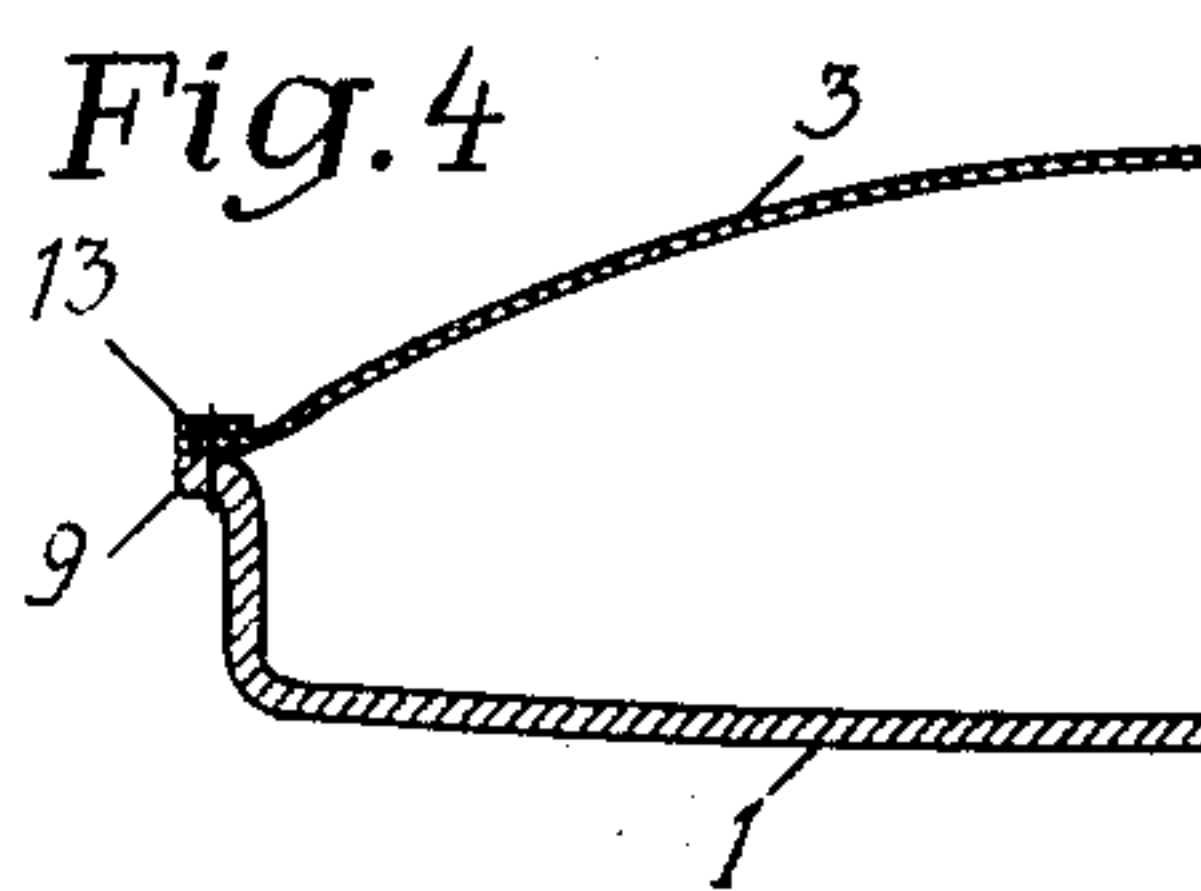


Fig. 5

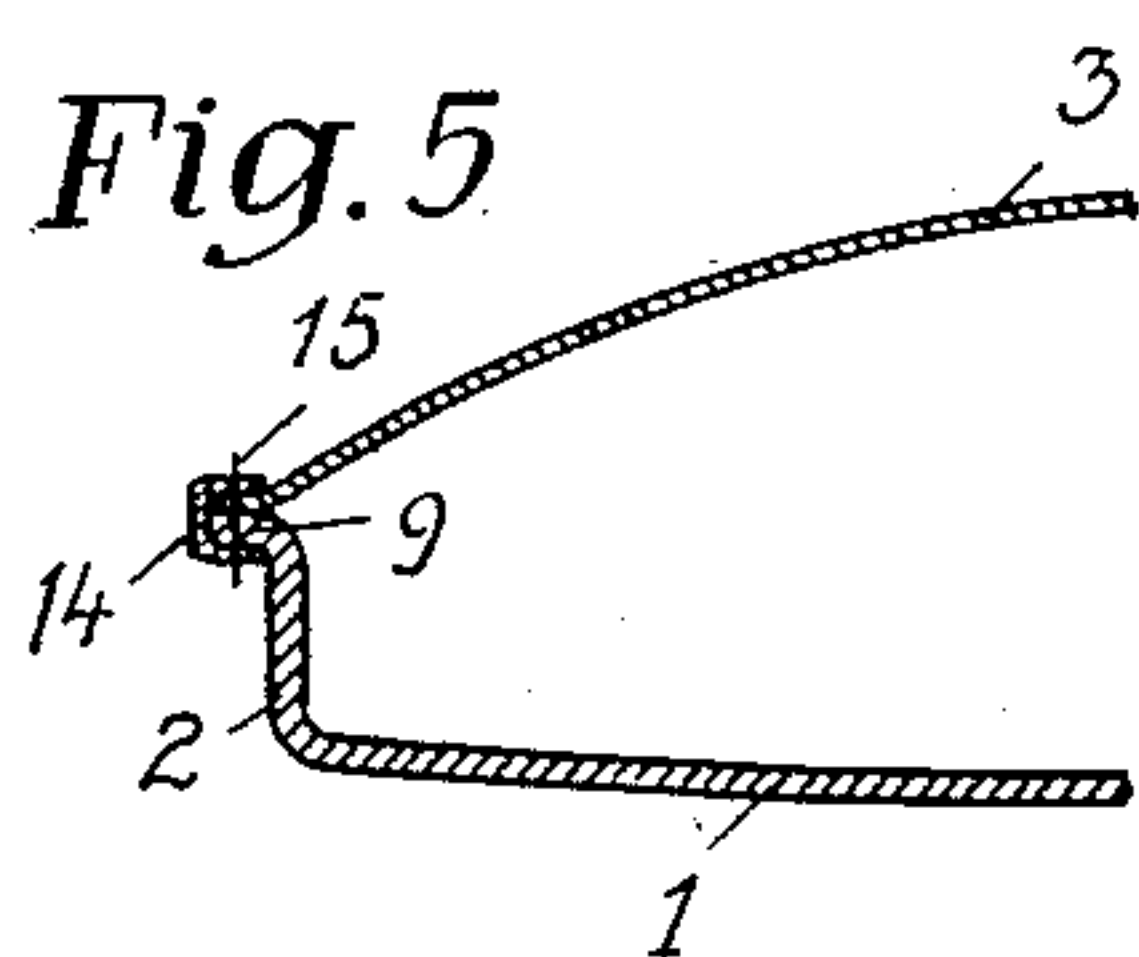


Fig. 6

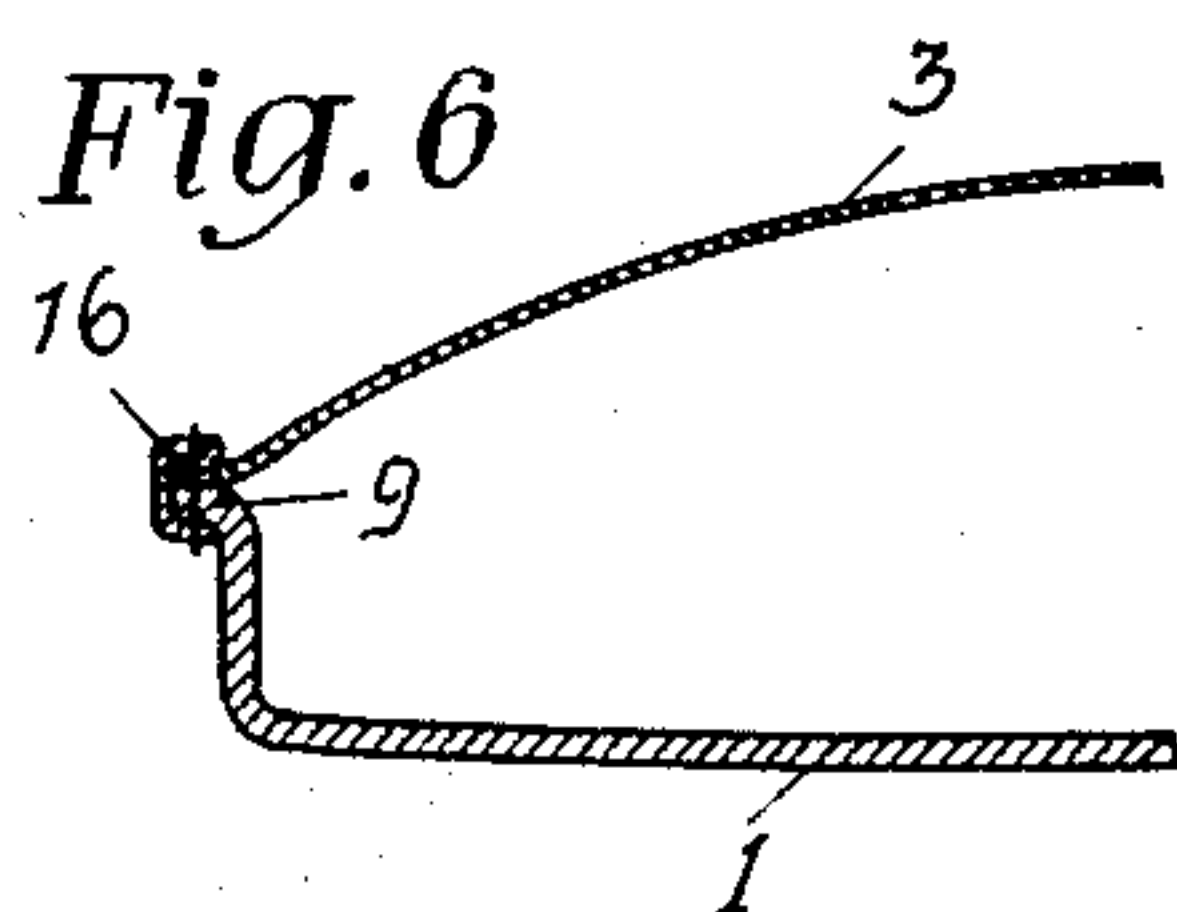


Fig. 7

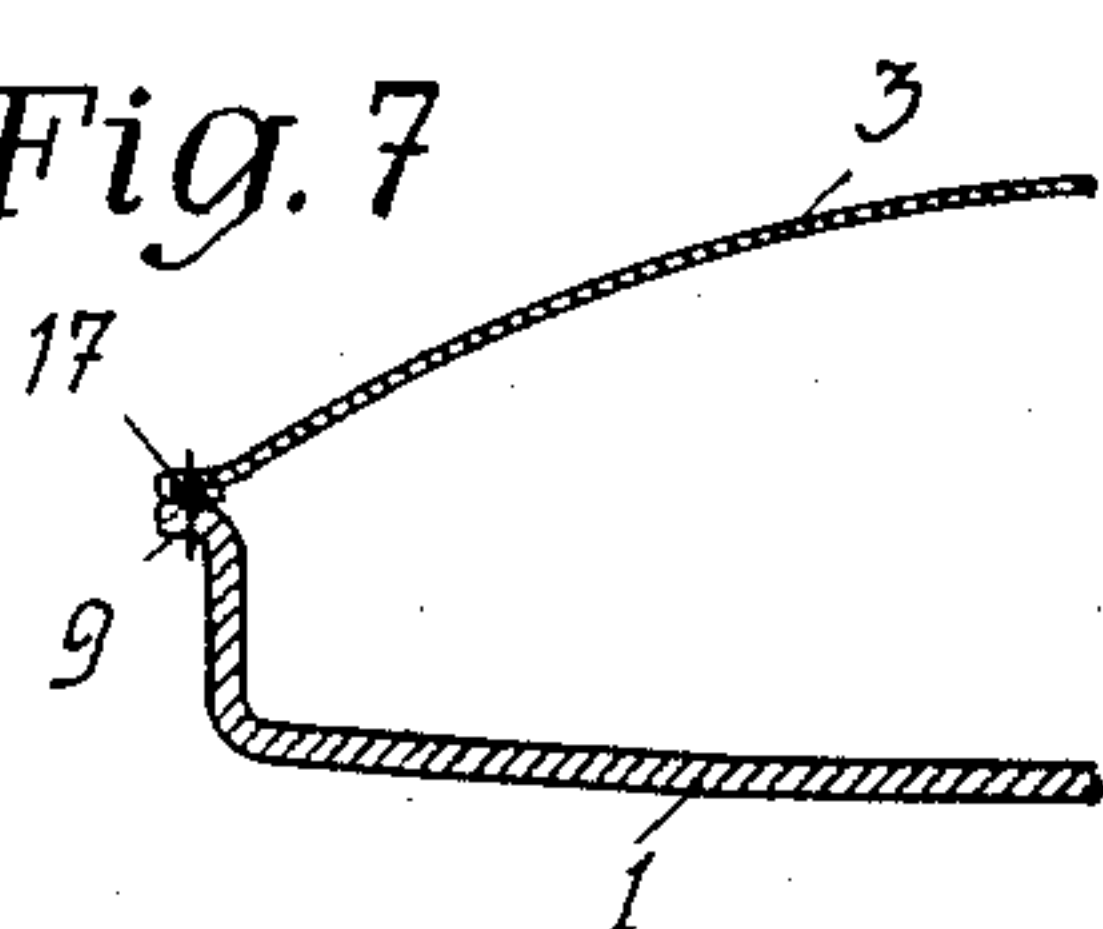
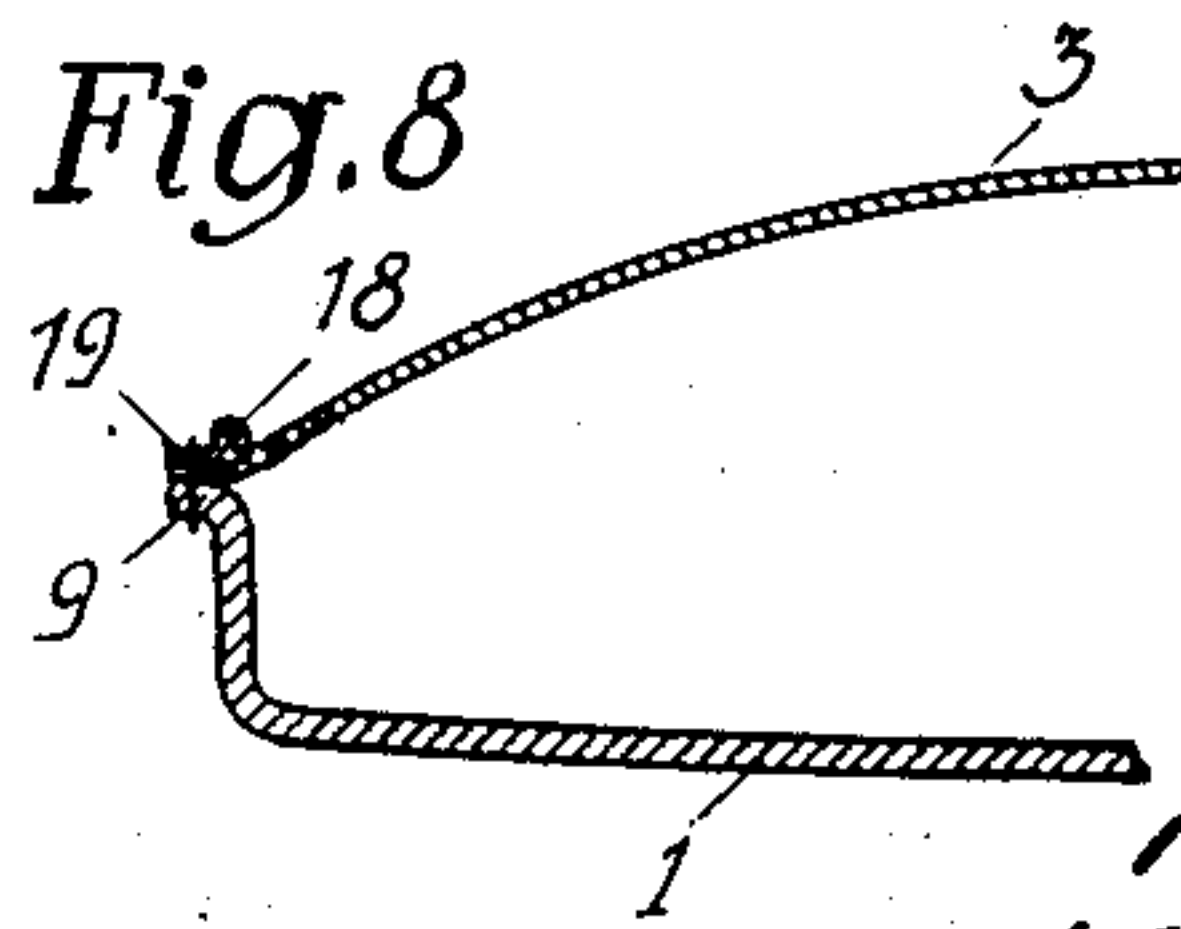


Fig. 8



INVENTOR
K. GROSZ
BY *Johnnie*
ATTY.

UNITED STATES PATENT OFFICE

KARL GROSZ, OF BUDAPEST, HUNGARY, ASSIGNOR OF ONE-HALF TO MONDSCHNEIN & SPEIER AND ALEXANDER SALAMONOVICS, OF VIENNA, AUSTRIA

SHOE

Application filed August 5, 1932, Serial No. 627,642, and in Hungary February 4, 1932.

The invention is directed to an improvement in shoes of a particular type, i. e. a shoe involving a sole having a relatively rigid, upstanding side wall, to which an upper of preferred form or type is to be secured to complete the shoe. This type of shoe is primarily designed for beach shoes and walking shoes, and owing to the relatively rigid, thick character of the upstanding side wall of the sole, it is necessary to secure the upper to the sole by a relatively thick thread.

Heretofore, in shoes of this type, the securing of the upper in place has been such as to expose the seamed portion to more or less contact with the foot within the shoe, thus rendering the continued use of the shoe unpleasant and inconvenient.

The primary object of the invention is, first the provision of a shoe involving a sole of this type in which the upper or free edge of the upstanding side wall is turned outwardly for a sufficient distance to provide a base extending wholly beyond the interior of the shoe and on which the upper may be secured.

A further object of the invention is the provision of a shoe of this type in which the upper is secured to this base portion of the sole through the use of an independent strip, the upper having its edge bent outwardly and the strip being interposed between such outwardly bent edge and the base at the upper edge of the side wall of the sole, whereby the seam uniting the upper, strip and sole is of necessity entirely beyond possibility of contact with the foot, and hence any liability of inconvenience from this source is entirely avoided.

As a further object, the provision of the strip and of the base portion at the upper end of the side wall of the sole lend themselves to an arrangement which not only tends to effectively conceal the seam uniting the parts, but produces a highly ornamental and pleasing finish to the junction between the upper and sole. This result is attained by rolling the strip and the edge portion of the base to which the upper and strip is directly united in opposite directions. The strip presents an upward roll with respect to the

junction and the base presents a downward roll.

The invention in the several forms embodying some or all of the detail features is illustrated in the accompanying drawing, in which:—

Figure 1 is a transverse section through a shoe embodying details of construction in accordance with the present invention.

Figure 2 is a side elevation of the completed sole showing particularly the finish and appearance of the edge at the juncture of the upper and sole.

Figures 3 to 8 are broken transverse sections of modified arrangements of the connection between the upper and sole within the purview of the present invention.

In the form shown more particularly in Figures 1 and 2, the sole 1 is of the relatively rigid molded type having upstanding side walls 2 which are substantially rigid with the sole part proper and which present a portion of appreciable height above the sole part proper. This particular type of sole, as so far described, is known in few constructions, and the present invention is not particularly concerned with any method or means of producing a sole having a relatively rigid, upstanding side wall.

An essential step of the present invention, however, is the provision at the free upper edge of the upstanding side wall of such a sole of an outwardly bent or laterally deflected portion forming what will be hereinafter termed a base 21 which, as will be apparent from Figure 1, is projected wholly outwardly from and beyond the foot-engaging portion of the sole or side wall and which forms an integral part of the sole and an essential and important part of the present invention.

The upper 3, which may be of any conventional form or type, has its free edge 4 outturned so as to present a portion to overlap the base 21 of the sole. A strip 6, another essential and important feature of the invention, underlies the outturned edge 4 of the upper 3, this strip in the form being described extending outwardly beyond the edge of the upper and inwardly beyond the base of the sole. The inwardly projecting por-

tion of the strip 6 is turned down into contact with the inner surface of the upstanding wall of the sole, and the conventional lining 5 of the upper has its free edge extending down to overlie that portion of the strip 6 which extends inwardly of the sole and these parts are united by stitching 7 to each other. As the lining 5 of the upper and the strip 6 is of relatively thin material, the threads of the stitching 7 may be of like thin character so that there will be no undue projection of the connection at this point and no serious projection of the stitching which might tend to make unpleasant contact with even the tenderest foot.

The strip 6 underlies the outturned edge 4 of the upper 3 and in applied position overlies the base 21 of the shoe sole. These parts are then connected by stitching 8 which passes through the outturned edge 4 of the upper 3 the immediately underlying portion of the strip 6 and the base 21, passing through the latter about centrally of its width. Of course, the strip 6, intermediate the stitchings 7 and 8, fits snugly against the inner surface of the upstanding wall of the sole and the lining 5 overlies this portion of the strip. The seam or stitching 8 is thus wholly beyond possibility of contact with the foot within the shoe, and this is highly important and desirable because, owing to the thickness of the sole, the thread for the stitching 8 must necessarily be of coarse, heavy material which, if permitted contact with the foot, would tend unpleasantly to contact and rub the same.

The upper and sole are thus united at a point wholly beyond possibility of contact with the foot within the shoe, and there is presented in this connection an outwardly extended portion of the strip 6 and an outwardly extended portion of the base 21 beyond the stitching 8. In order that this stitching 8 may be effectively concealed and the juncture between the sole and upper given a highly ornamental and extremely pleasing effect, the outwardly extended portion of the strip 6 is upwardly rolled, as at 10, the rolled portion extending over and enclosing the outwardly extended portion 4 of the upper 3 and thus overlying and concealing the upper edge of the stitching 8. The outwardly extended portion of the base 21 of the sole is given a downward roll, as at 9, thus effectively concealing the lower portion of the stitching 8.

These rolls 10 and 9 extend in opposite directions and, as the connection between the upper, strip and sole by the stitching 8 maintains these parts in close contact within the area of the stitching, the respective rolls 9 and 10 appear to merge substantially from a single line of division and project from that line of division in opposite directions so that the resultant juncture has the appearance of

a double rolled edge which presents a materially improved finish to the juncture and a highly ornamental appearance to the shoe as a whole.

In the second embodiment (Fig. 3) a leather strip 11 is sewn on to the edge of the upper leather 3 and is then turned round underneath and again sewn to the upper. The upper leather 3, thus enclosed in the form of a ridge, is next connected with the outwardly bent edge 9 of the upwardly bent portion 2 of the sole 1, by means of stitching 12. A cut 20 is provided, in the bend of the edge of the sole, to accommodate and conceal the stitching 12.

In the third embodiment (Fig. 4) the edge of the upper leather 3 is sewn on to the outwardly bent edge 9 of the sole 1, and is then covered with a strip 13, of leather or the like, and all three parts are united by means of stitching. If desired, the covering strip may be omitted.

In the fourth embodiment (Fig. 5) the marginal surfaces of the outwardly bent edge 9 of the sole, and of the upper leather 3, are covered by a leather strip 14 and sewn together, thus forming an ornamental ridge all around the shoe at the juncture of the upper and sole.

A similar arrangement is shown in Fig. 6, in which, however, the leather strip 16 is secured towards the inside, before covering the upper leather 3, and is then turned over and down round the marginal surfaces of the edge 9 of the sole and the edge of the upper leather 3, and united to both by stitching.

The embodiment according to Fig. 7 shows the edge 17 of the upper leather sewn to the edge 9 of the sole, after having been doubled under.

Fig. 8 represents an embodiment with a strip 19 having a curl 18 which, as in the third embodiment (Fig. 4), covers the superimposed edges of the sole and upper leather and is united therewith by stitching. The curl 18 of said strip may also be disposed on the outside, and the flat portion 19 of the strip inserted between the upper leather and a lining.

I claim:—

1. A shoe having a sole with an upturned, relatively rigid side wall, the upper free end of the side wall being projected outwardly, an upper, a strip between said upper and said outwardly projecting portion of the side wall, stitching securing said upper, said strip, and said outwardly projecting portion of the side wall together, and a lining secured to the inner edge of said strip, the outer edge of said strip presenting an upward roll to conceal said stitching from above.

2. A shoe including a sole and an upper, the margin of the sole being in the form of an upstanding, relatively rigid wall, the upper free edge of the wall projecting outwardly, the edge of said upper projecting outwardly,

a strip arranged intermediate the upper and outturned edge of the side wall of the sole, stitching uniting the outturned edge of the upper, the outturned edge of the side wall of the sole, and the intermediate strip, and a lining stitched to the edge of said strip, the outer edge of said strip presenting an upward roll, the outer edge of said outturned portion of the side wall of the sole presenting a downward roll.

3. In a shoe having a sole, the margin of which extends upwardly, the free edge of said margin extending laterally, an upper attached to said lateral extension, an intermediate strip secured to said lateral extension, and a lining secured to the inner edge of said strip.

4. That method of making a shoe comprising forming a rigid sole with vertical, upstanding side walls, with edges of the latter turned outwardly, placing the ends of an upper and a finishing strip over the outturned edge of the sole, stitching the upper and strip to the rigid outturned edge of the sole, the outer marginal edge of the strip being rolled to conceal the stitches.

5. A method of uniting an upper and sole and finishing the united edge in a shoe of the type involving a sole having a rigid upstanding side wall consisting in turning the free edge of the upstanding side wall outwardly to form a relatively broad base, projecting the free edge of the upper outwardly, arranging a strip between the outstanding edge of the upper and the outstanding edge of the sole, uniting the upturned edge of the upper, the interposed strip and the sole by a seam passing through the parts at substantially midwidth of the outstanding edge of the sole, rolling the free edge of the strip in a direction away from the sole, and thereafter rolling the free edge of the outstanding portion of the sole in a direction away from the roll of the strip, the rolls of the upper and sole serving to substantially conceal the seam uniting the strip, upper and sole.

6. A method of uniting a sole and upper of a shoe to conceal the uniting means wholly beyond the interior of the shoe, consisting in providing the sole with a relatively rigid, upstanding, side wall, with the free upper edge turned outwardly to provide a relatively broad base, turning the free edge of the upper outwardly to overlies the base and interposing a strip between the outturned edge of the upper and the base, uniting the upper, strip and sole by a seam passing through the upper, strip and base at the upper edge of the side wall of the sole, the seam passing approximately through the midwidth of the base at the upper edge of the side wall of the sole, the strip outwardly beyond the line of stitching and the base at the upper edge of the side wall of the sole outwardly beyond the line of stitching being rolled in opposite directions

to conceal the seam and provide a finished appearance for the edge of the shoe.

7. A shoe having a sole member with a relatively rigid, upstanding side wall, the free edge of the side wall being outturned, a shoe top including an upper and a lining, a strip secured to at least one of said parts and rolled over the free edge of the other of such parts and arranged between the shoe-top edges and the outturned edge of the sole, and stitching uniting the strip, at least one part of the shoe top and the sole, the outturned edges of the sole being rolled away from the roll of strip to conceal the sole end of such stitching.

8. A shoe having a sole with relatively rigid, upturned side walls with outturned free edge, an upper, a lining, a finishing strip secured to the lining and overlying the free edge of the upper, and stitching passing through the strip, upper and sole, the sole being rolled beyond such stitching to conceal the seam.

In testimony whereof I affix my signature.

KARL GROSZ.

70

75

80

85

90

95

100

105

110

115

120

125

130