

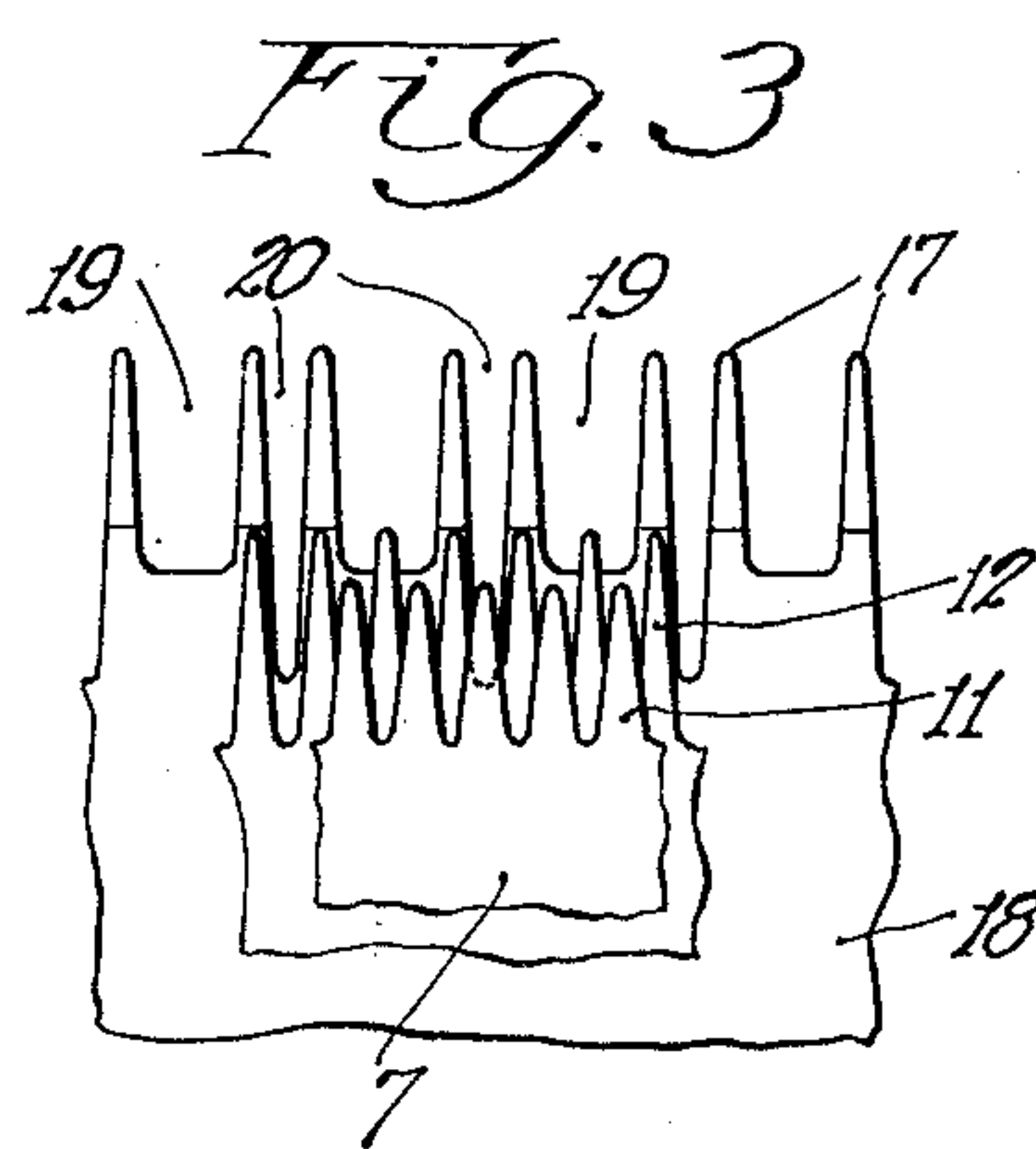
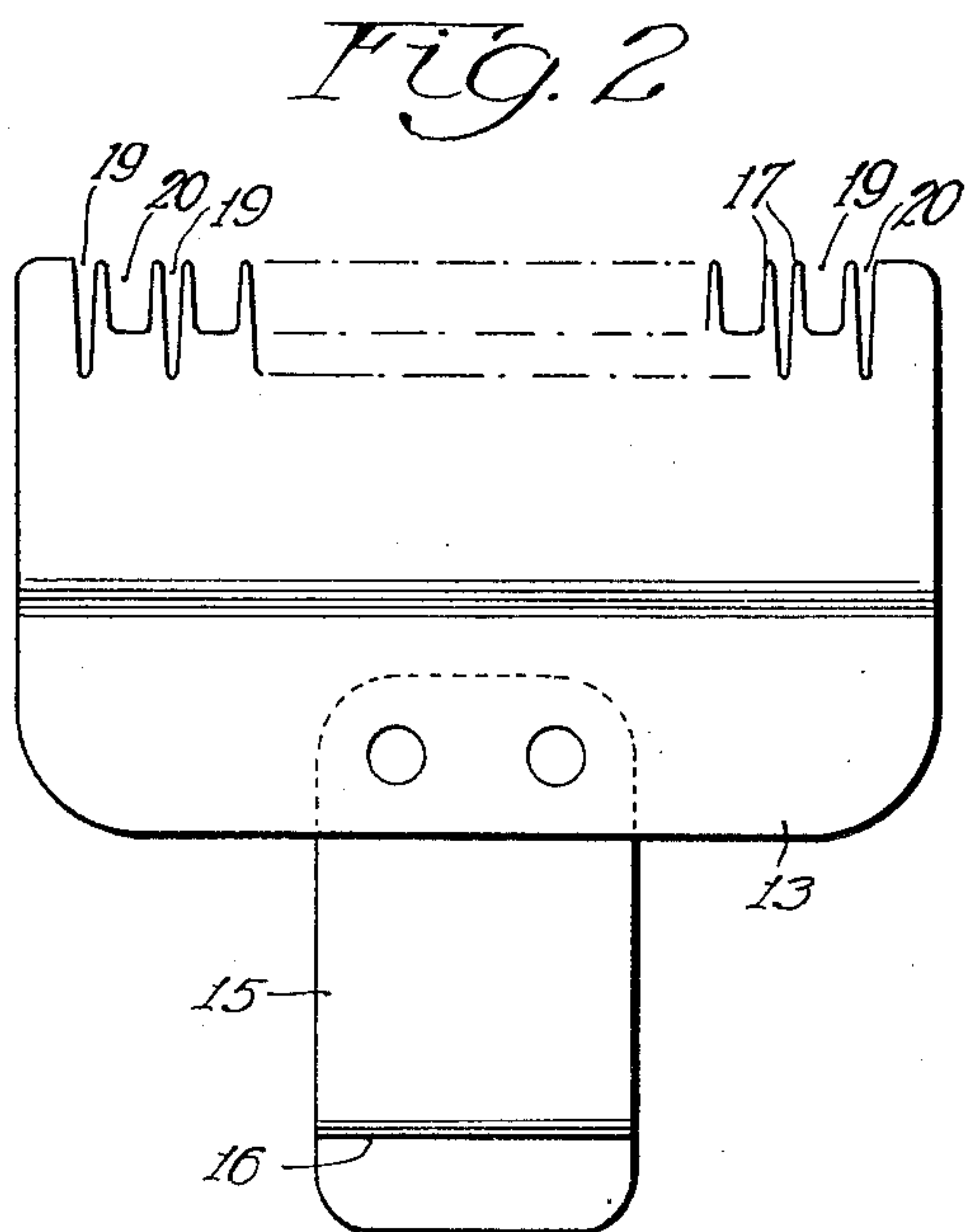
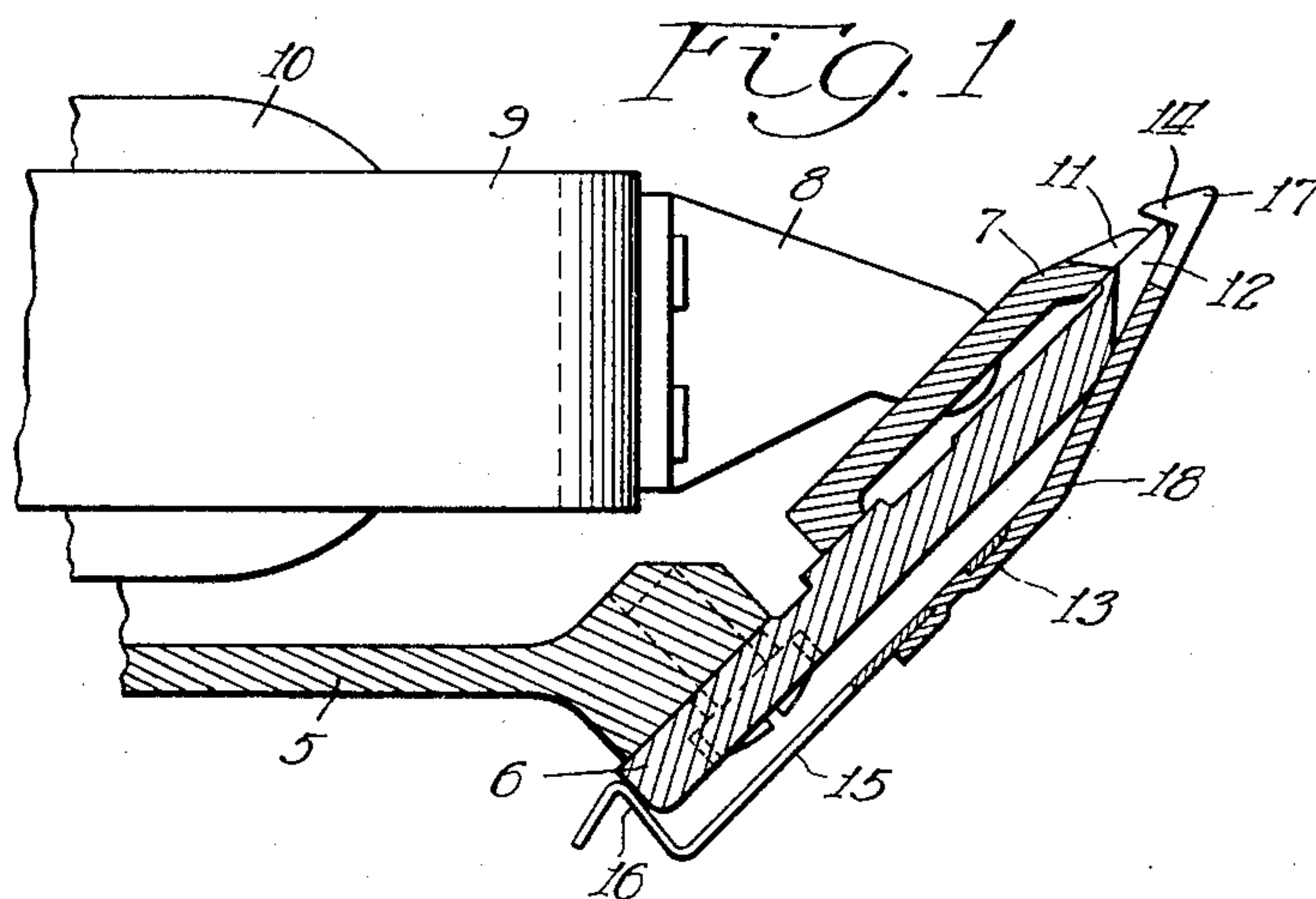
May 9, 1933.

L. J. WAHL

1,908,385

CLIPPER ATTACHMENT

Filed Oct. 10, 1931



Inventor
Leo J. Wahl
By *Jabel & Bauning* Attys.

UNITED STATES PATENT OFFICE

LEO J. WAHL, OF STERLING, ILLINOIS, ASSIGNOR TO WAHL CLIPPER CORPORATION, OF STERLING, ILLINOIS, A CORPORATION OF ILLINOIS

CLIPPER ATTACHMENT

Application filed October 10, 1931. Serial No. 568,073.

My invention relates to hair clippers for cutting the human hair and has for its principal purpose the provision of a device by means of which the hair may be thinned by cutting only a portion thereof as the clipper passes over it.

More particularly it is a purpose of this invention to provide an attachment which may be attached to the ordinary clipper and which will cause the clipper to cut only certain portions of the hair covered by the width thereof as it passes through the hair thus merely thinning the hair without cutting it all short.

I will describe the preferred form of my invention by reference to the accompanying drawing wherein—

Fig. 1 is a sectional view through the front portion of the clipper of the electromagnetic type illustrating my invention as applied thereto;

Fig. 2 is an enlarged view of the clipper attachment; and

Fig. 3 is a fragmentary view illustrating the relative position of the cone teeth of the cutter blade, the stationary comb blade, and the attachment.

Referring now in detail to the drawing, a portion of the clipper casing 5 to which the comb plate 6 is secured is shown. The cutter blade 7 is driven by means of the arm 8 carried by the armature 9 which is operated from the electromagnet 10 in a well known manner. The teeth 11 and 12 of the cutter and the comb respectively are so made as to cause hair to be cut across substantially the full width of the comb plate in normal operation.

It is very often desirable to thin out the hair by cutting out certain portions thereof and leaving the rest long; this cannot be done with the ordinary clipper.

I have provided means, however, whereby the clipper may be made to cut spaced grooves through the hair leaving the portion of the hair between the grooves uncut and thus causing a very easy thinning out of the hair. In order to accomplish this purpose, I provide an auxiliary comb plate 13 which as illustrated most clearly in Fig. 1 has a hook portion at 14 on the teeth thereof adapted to engage over the forward end of the teeth 12

of the comb plate 6. The spring arm 15 projects from the back end of this auxiliary plate and hooks over the back end of the comb plate as illustrated at 16. It is believed to be evident that this auxiliary plate may be readily attached to the clipper by merely hooking the forward end at 14 over the forward end of the clipper and then moving the spring hook 16 up over the back end of the comb plate. This extends the forward edge of the clipper out to the ends of the teeth 17 of the auxiliary plate, and this plate is preferably turned up with a long bevel as indicated at 18 so that the coarseness of the cut is considerably increased by applying this attachment.

In order to accomplish the purposes of this invention, I make the spaces 19 and 20 between the teeth of the auxiliary comb plate of varying depth. The recesses 20 for example are made of just such a depth as to terminate between the forward ends of the teeth 12 and the forward ends of the teeth 11 so that any hair guided into this space by the teeth will not engage the cutter teeth 11 and therefore will not be cut. The recesses 19 on the other hand are made considerably narrower than the recesses 20 and extend well back beyond the forward end of the cutter teeth 11 so that any hair caught between them will be clipped.

In this manner the hair can be clipped in parallel grooves at some space apart depending upon the distance between the deep recesses 19 and the shallow recesses 20 which serve to guide the hair that is not to be clipped.

From the above description, it is believed that the construction and operation of this device will be clear to those skilled in this art.

Having thus described one specific form of my invention, what I claim as new and desire to secure by Letters Patent is:

1. A hair clipper having a cutter blade and a comb plate, said comb plate having means thereon for pushing hair out of the path of said cutter blade except at certain spaced intervals across the front thereof.

2. A hair clipper having a cutter blade and a comb plate, said comb plate having

means thereon for pushing hair out of the
path of said cutter blade except at certain
spaced intervals across the front thereof, said
means comprising an auxiliary plate fitting
5 over said comb plate and having comb teeth
thereon separated by recesses of varying
depth, the shorter of which terminate in front
of the forward edge of the cutter blade and
the longer of which extend back beyond the
10 front edge thereof.

In witness whereof, I hereunto subscribe
my name this 26th day of September A.D.,
1931.

LEO J. WAHL.