

Feb. 14, 1933.

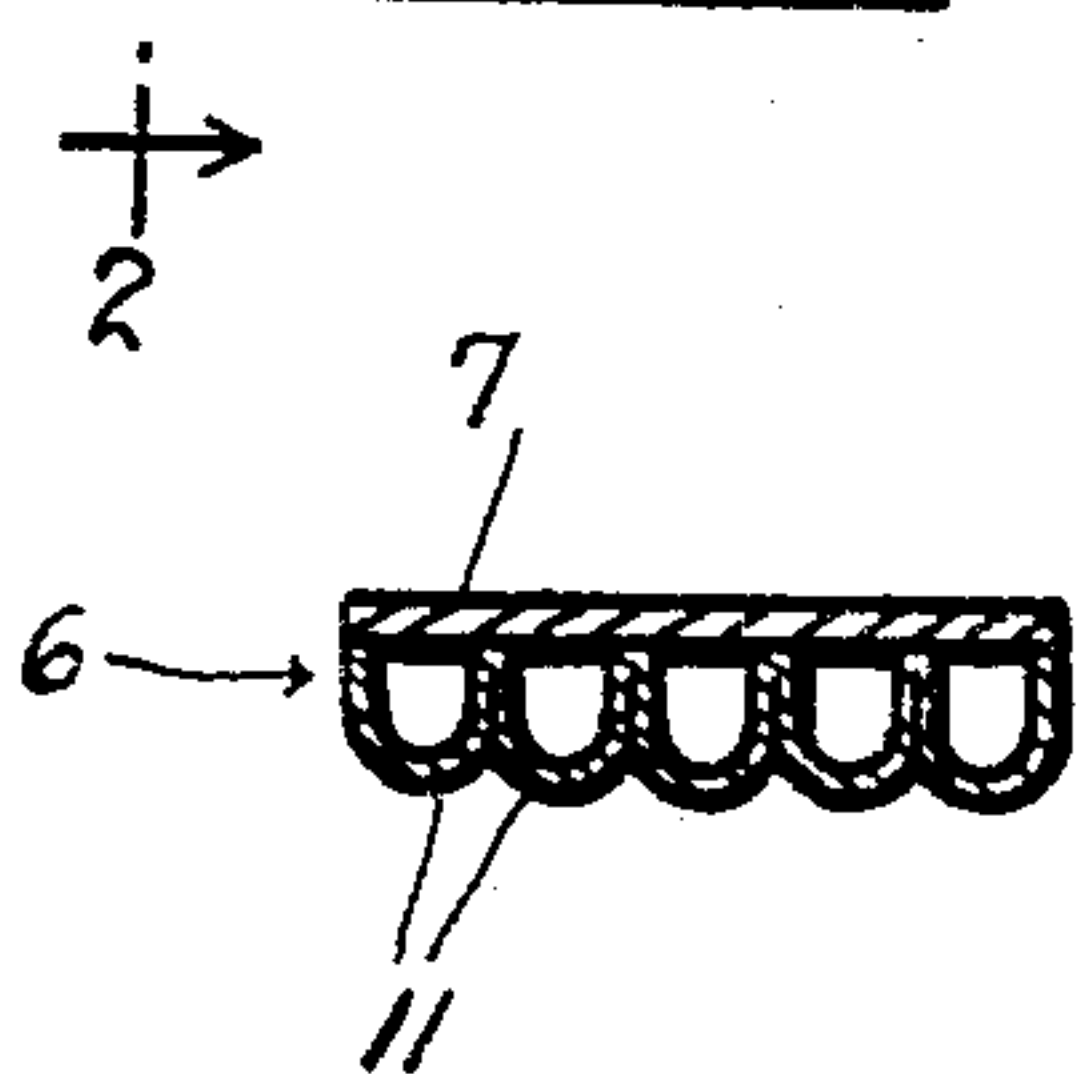
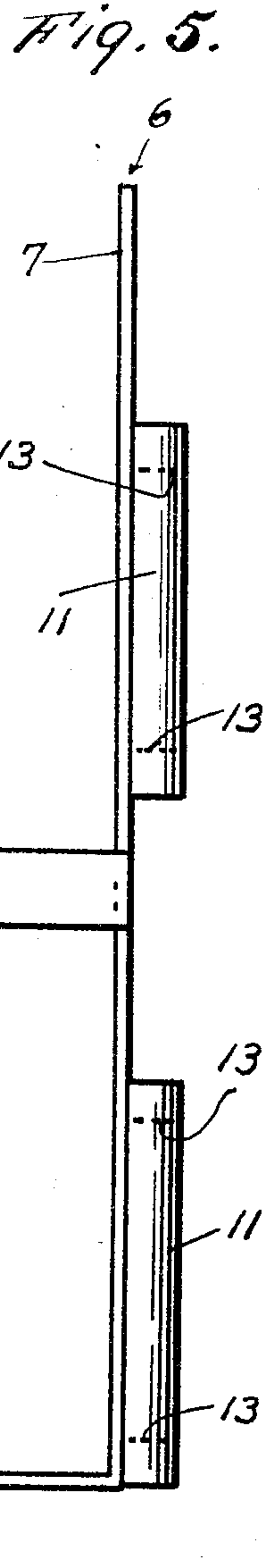
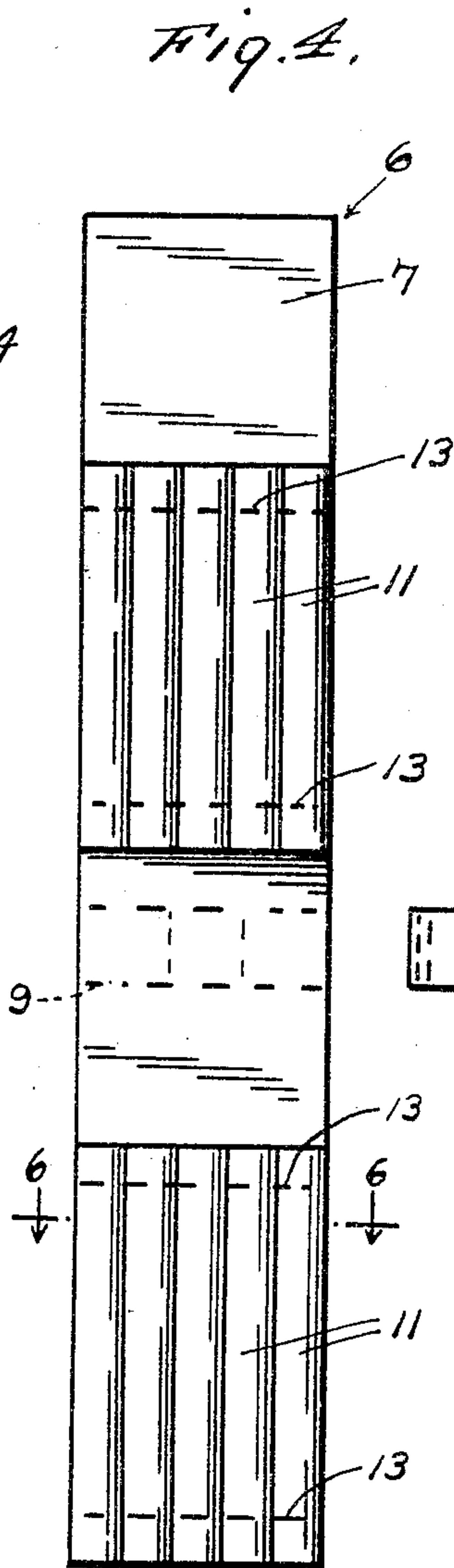
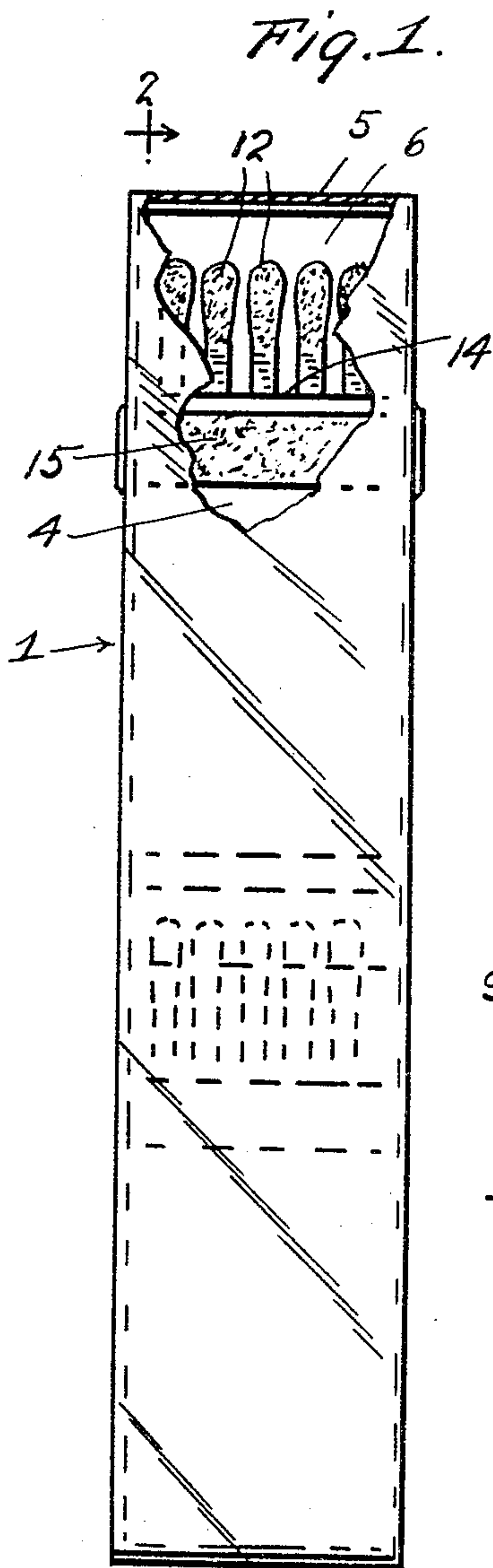
G. J. CALIVAS

1,897,549

CIGARETTE PACKAGE

Filed Jan. 15, 1932

3 Sheets-Sheet 1



Inventor

George J. Calivas

By *Clarence A. O'Brien*
Attorney

Feb. 14, 1933.

G. J. CALIVAS

1,897,549

CIGARETTE PACKAGE

Filed Jan. 15, 1932

3 Sheets-Sheet 2

Fig. 2

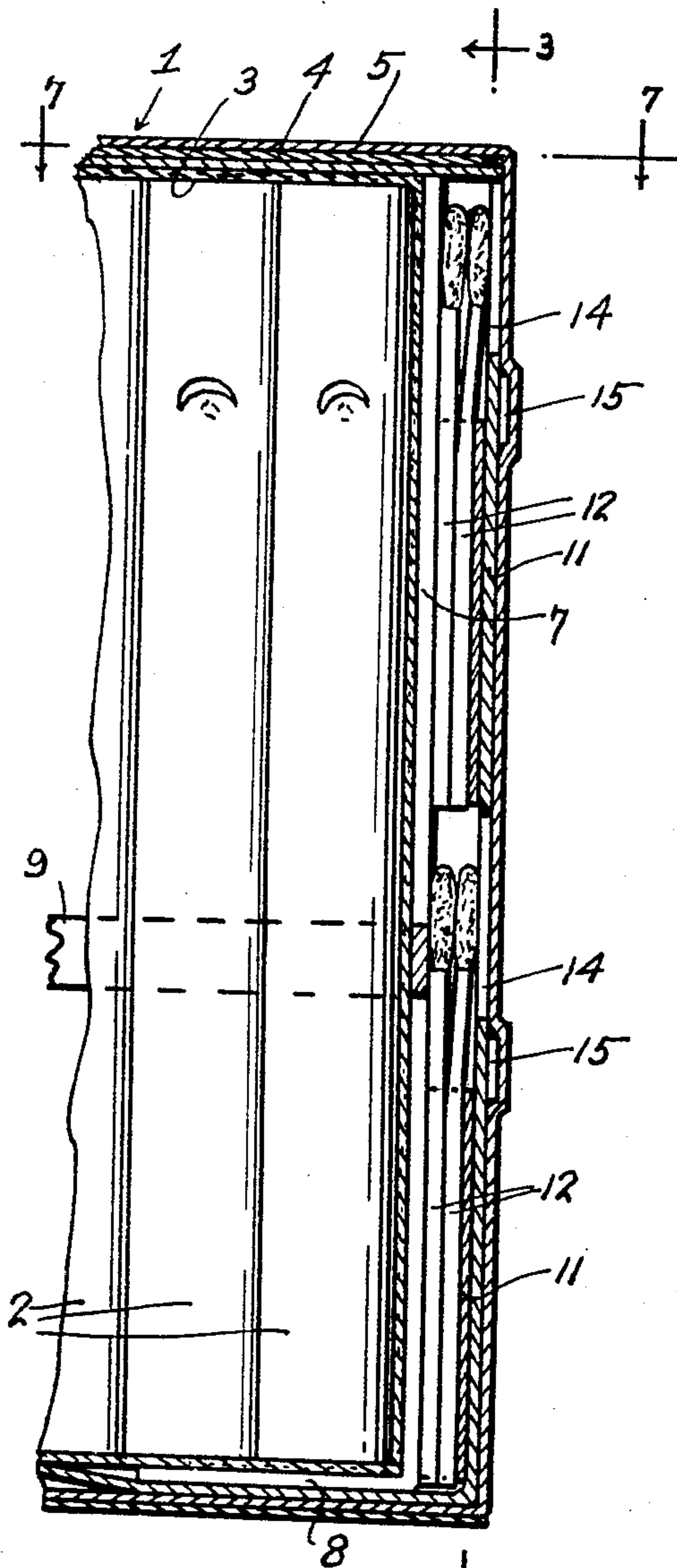


Fig. 3.

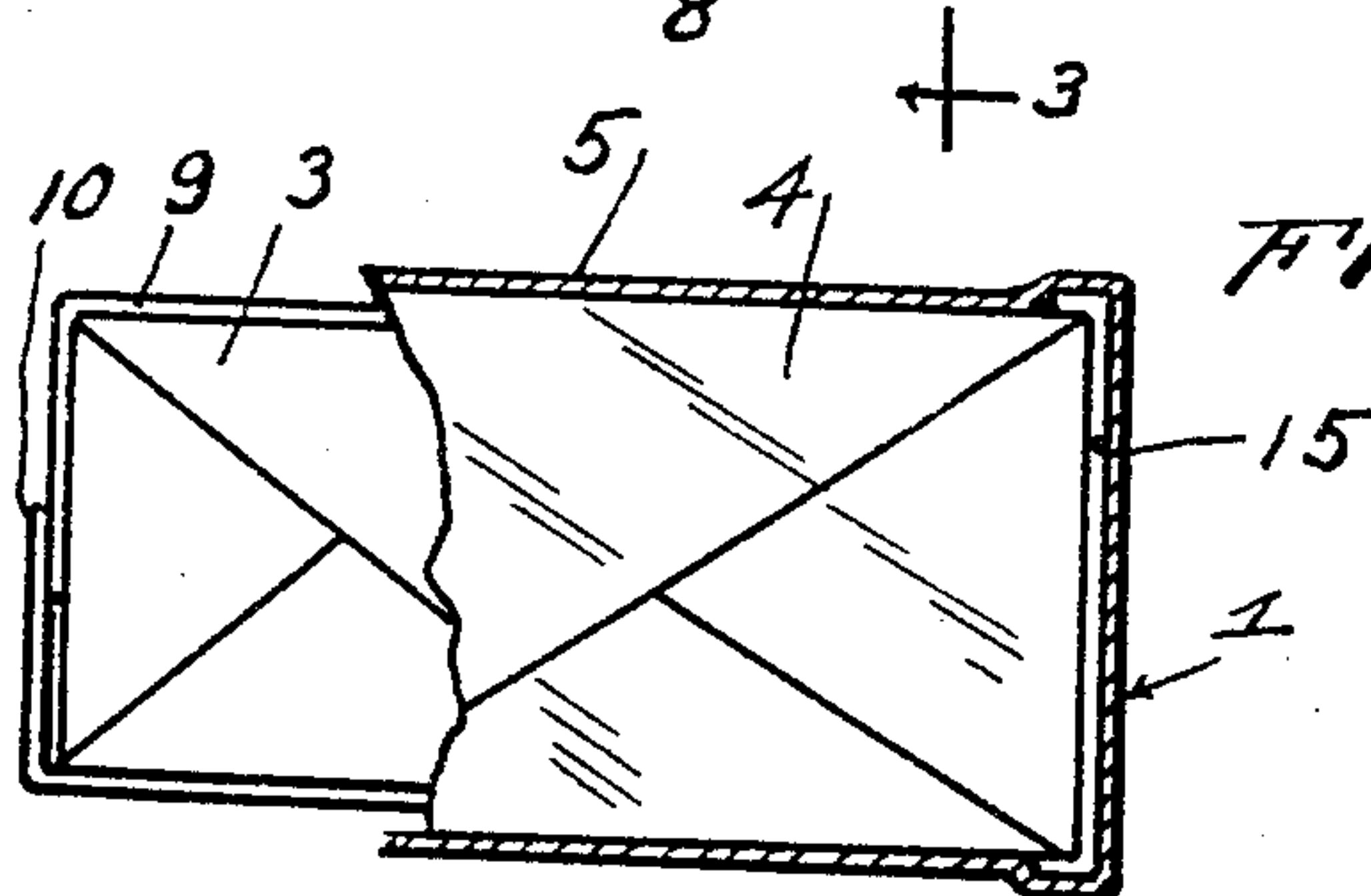
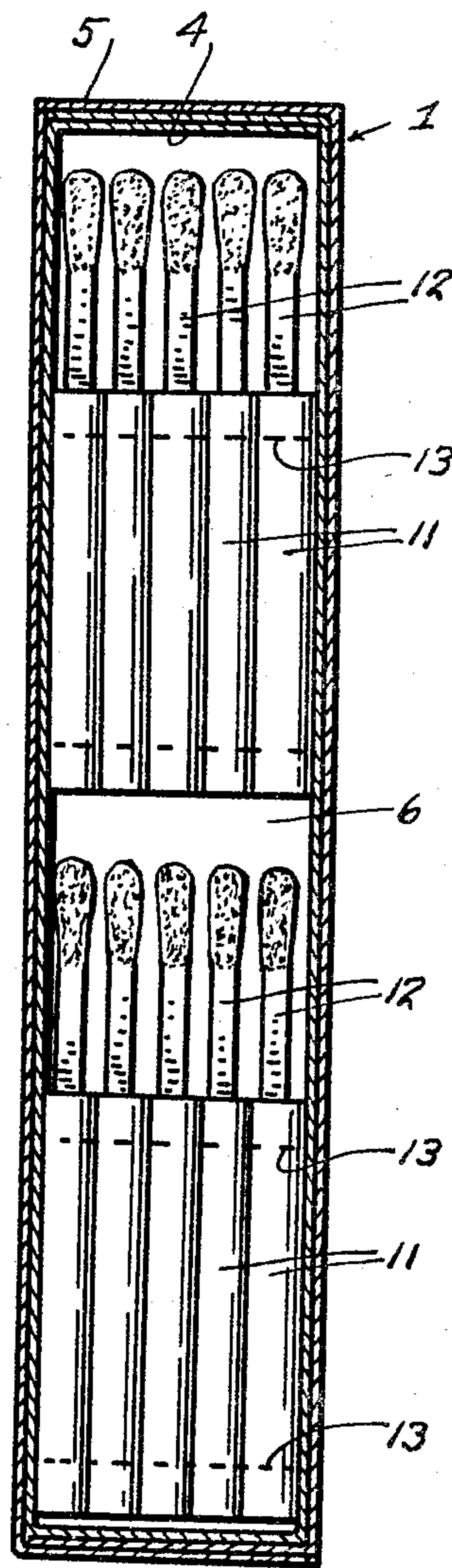


Fig. 7.

Inventor

George J. Calivas

By *Clarence A. O'Brien*
Attorney

Feb. 14, 1933.

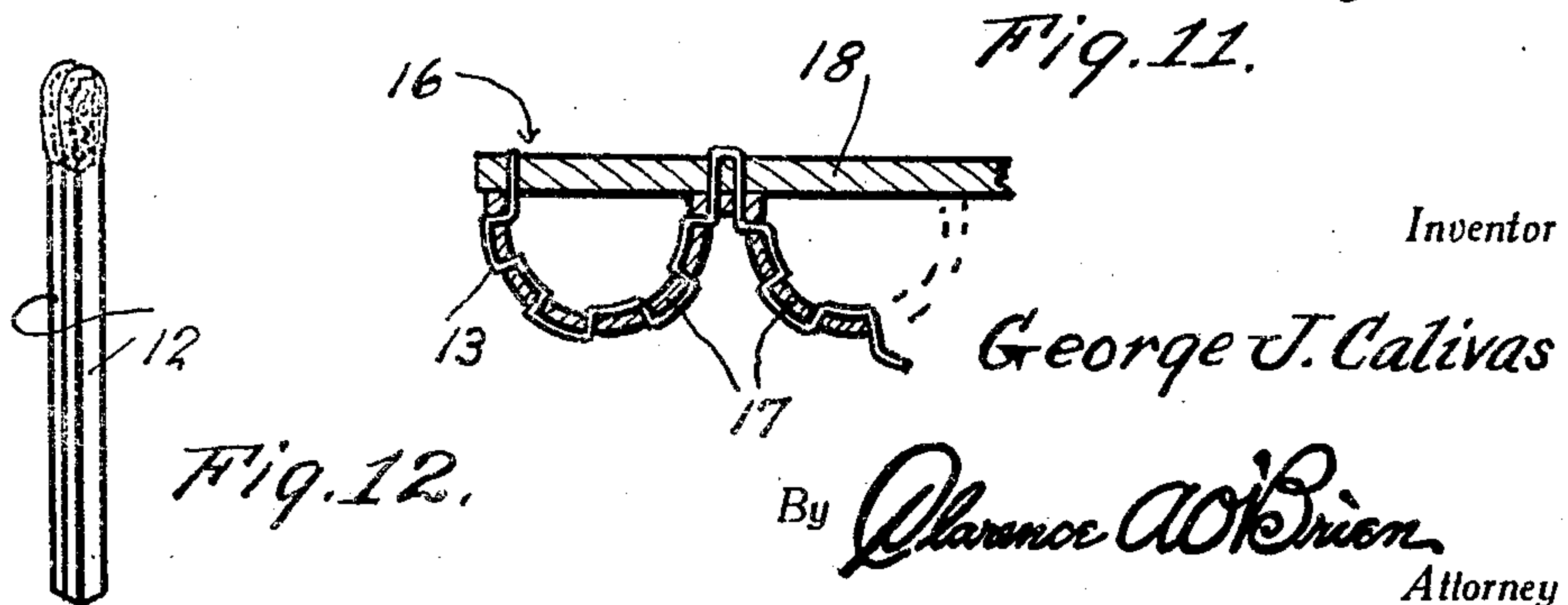
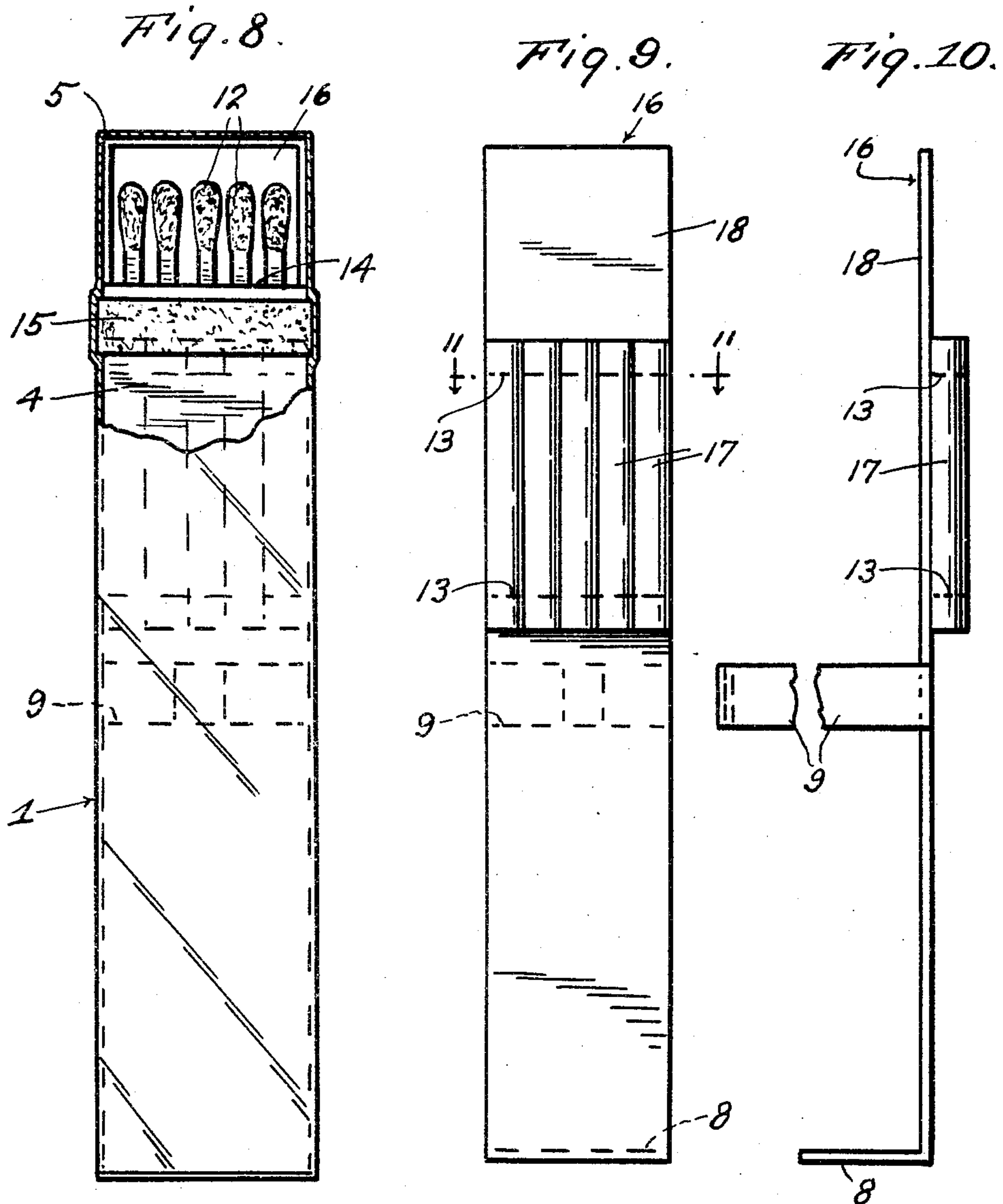
G. J. CALIVAS

1,897,549

CIGARETTE PACKAGE

Filed Jan. 15, 1932

3 Sheets-Sheet 3



UNITED STATES PATENT OFFICE

GEORGE J. CALIVAS, OF ALABAMA CITY, ALABAMA

CIGARETTE PACKAGE

Application filed January 15, 1932. Serial No. 586,830.

The present invention relates to new and useful improvements in cigarette packages and has for its primary object to provide, in a manner as hereinafter set forth, a package of this character embodying a novel construction, combination and arrangement of parts through the medium of which a supply of matches is provided in such a manner that said matches may be expeditiously and immediately removed for use when desired.

Other objects of the invention are to provide a cigarette package of the character described which will be simple in construction, strong, durable, attractive in appearance and which may be manufactured at low cost.

All of the foregoing and still further objects and advantages of the invention will become apparent from a study of the following specification, taken in connection with the accompanying drawings wherein like characters of reference designate corresponding parts throughout the several views, and wherein:—

Figure 1 is a view principally in elevation of a package constructed in accordance with the present invention with a portion thereof broken away to better illustrate the matches contained in the package.

Figure 2 is a view in vertical section taken substantially on the line 2—2 of Figure 1.

Figure 3 is a view in vertical section taken substantially on the line 3—3 of Figure 2.

Figure 4 is a detail view in front elevation of the match holder.

Figure 5 is a view in side elevation of the match holder.

Figure 6 is a horizontal sectional view taken substantially on the line 6—6 of Figure 4.

Figure 7 is a view partially in horizontal section and partially in top plan of the package with a portion of the outer wrapper and covering broken away to expose the portions of the package which are therein.

Figure 8 is a view in elevation of a package showing the upper portion thereof broken away in section to expose a single group of matches.

Figure 9 is a detail view in front elevation

of a match holder having but a single match pocket thereon.

Figure 10 is a view in side elevation of the holder shown in Figure 9.

Figure 11 is a detail view in horizontal section on an enlarged scale taken substantially on the line 11—11 of Figure 9.

Figure 12 is a detail view in perspective of a pair of the flat paper matches.

Referring now in detail to the drawings, it will be seen that the cigarette package constituting the present invention is designated generally by the reference numeral 1 and 2 are the cigarettes therein. The package 1 comprises an inner wrapper 3 of suitable material, such as tinfoil or lead foil, an outer wrapper 4 of suitable paper, the whole being enclosed in a covering 5 of suitable transparent material, preferably "Cellophane."

Mounted in one side of the package 1 between the inner and outer wrappers 3 and 4 is a match holder which is designated generally by the reference numeral 6 and which comprises an elongated strip 7 of suitable material, preferably heavy paper or cardboard which terminates, at its lower end, in a right angular extension 8 which extends between the bottom of the inner and outer wrappers. Arms 9 extend from the vertical edges of the strip 7 at an intermediate portion of said strip around the inner wrapper 3 and have their free ends overlapped and glued together, as at 10. The arms 9 constitute a reinforcing band or strap for strengthening the entire package as well as the strip 7.

Secured on upper and lower portions of the strip 7 are the series of pockets 11 for the reception of the flat, paper matches 12. The pockets 11 are formed preferably of "Cellophane". Each series of pockets is formed from a single sheet of material which is folded in the manner illustrated to advantage in Figures 6 and 11 of the drawings and stitched to the strip, as at 13. The stitching 13, in addition to securing the series of pockets on the strip 7 constitutes a reinforcement for the upper and lower end portions of each pocket. The pockets 11 are open at their

upper and lower ends. The matches 12 are placed in the pockets 11 with the heads of said matches uppermost.

The outer wrapper 4 of the package 1 is provided with the openings or windows 14 which expose the headed upper end portions of the matches 12. It may be well to here state that the matches 12 are of greater length than the pockets 11 in order that the upper end portions of said matches will project from the pockets. Consideration of the drawings also will reveal that the upper and lower series of pockets are spaced from each other. Mounted transversely on the outer wrapper 4 beneath each opening or window 14 is a match striking or scratching strip 15.

In use, when it is desired to withdraw a match, the "Cellophane" covering 5 is broken at one of the windows or openings 14 and torn to expose the adjacent striking strip 15 or, if desired, said "Cellophane" covering may be entirely removed. The match which has been withdrawn may be conveniently ignited by striking the same on one of the strips 15, as will be apparent. As seen in Figure 7 of the drawings, the striking strips 15 extend a slight distance around the sides of the outer wrapper 4 which are adjacent the openings or windows 14. The horizontal extension 8 of the strip 7 of the match holder 6 positively retains said strip 7 against upward movement when the matches 12 are withdrawn from the pockets through the openings or windows 14.

In the slightly modified form of the invention illustrated in Figures 8 to 10, inclusive, of the drawing, the match holder is designated generally by the reference numeral 16 and comprises but a single series of match pockets 17 mounted on the upper portion of the strip 18. Of course, in this form of the invention, but a single opening or window 14 is provided in the outer wrapper 4 of the package and but a single striking strip 15 is provided. Otherwise, the invention shown in Figures 8, 9 and 10 is substantially the same as in the remaining figures of the drawings.

It is believed that the many advantages of a cigarette package constructed in accordance with the present invention will be readily understood, and although the preferred embodiment of the invention is as illustrated and described, it is to be understood that changes in the details of construction and in the combination and arrangement of parts may be resorted to which will fall within the scope of the invention as claimed.

What is claimed is:—

1. A cigarette package comprising inner and outer wrappers, a strip mounted between the inner and outer wrappers, a pocket on the strip for the reception of matches, and an angular extension on one end of the strip projecting between the bottoms of the inner

and outer wrappers for preventing displacement of the strip when the matches are withdrawn.

2. A cigarette package comprising inner and outer wrappers, a strip mounted between the inner and outer wrappers, a pocket on the strip for the reception of matches, and arms extending from the strip around the inner wrapper and connected together, said arms constituting a reinforcement for the package.

3. A cigarette package comprising inner and outer wrappers, a strip mounted vertically between certain of the side walls of the inner and outer wrappers, a series of pockets on the strip for the reception of matches, an extension projecting angularly from the lower end of the strip between the bottoms of the inner and outer wrappers, arms projecting from an intermediate portion of the strip around the inner wrapper and connected together at one end, the outer wrapper having an opening therein for the withdrawal of the matches from the pocket.

4. A cigarette package comprising inner and outer wrappers, a strip mounted vertically between certain of the side walls of the inner and outer wrappers, a series of pockets on the strip for the reception of matches, an extension projecting angularly from the lower end of the strip between the bottoms of the inner and outer wrappers, arms projecting from an intermediate portion of the strip around the inner wrapper and connected together at one end, the outer wrapper having an opening therein for the withdrawal of the matches from the pocket, the package further including a transparent moisture proof covering enclosing the outer wrapper and extending over the opening therein.

5. A cigarette package comprising inner and outer wrappers, an elongated strip mounted between certain of the side walls of the inner and outer wrappers, series of pockets on the strip for the reception of matches, said pockets being open at their ends and of less length than the matches for exposing one end portion of said matches, the outer wrapper having openings therein adjacent the exposed portions of the matches for the withdrawal of said matches from the pockets, match striking strips mounted on the outer wrapper adjacent the openings, a transparent, moisture proof covering enclosing the outer wrapper and extending over the openings therein, an extension projecting angularly from the lower end of the strip between the bottoms of the inner and outer wrappers, and arms extending from an intermediate portion of the strip around the inner wrapper and connected together at their free ends.

In testimony whereof I affix my signature.
GEORGE J. CALIVAS.