

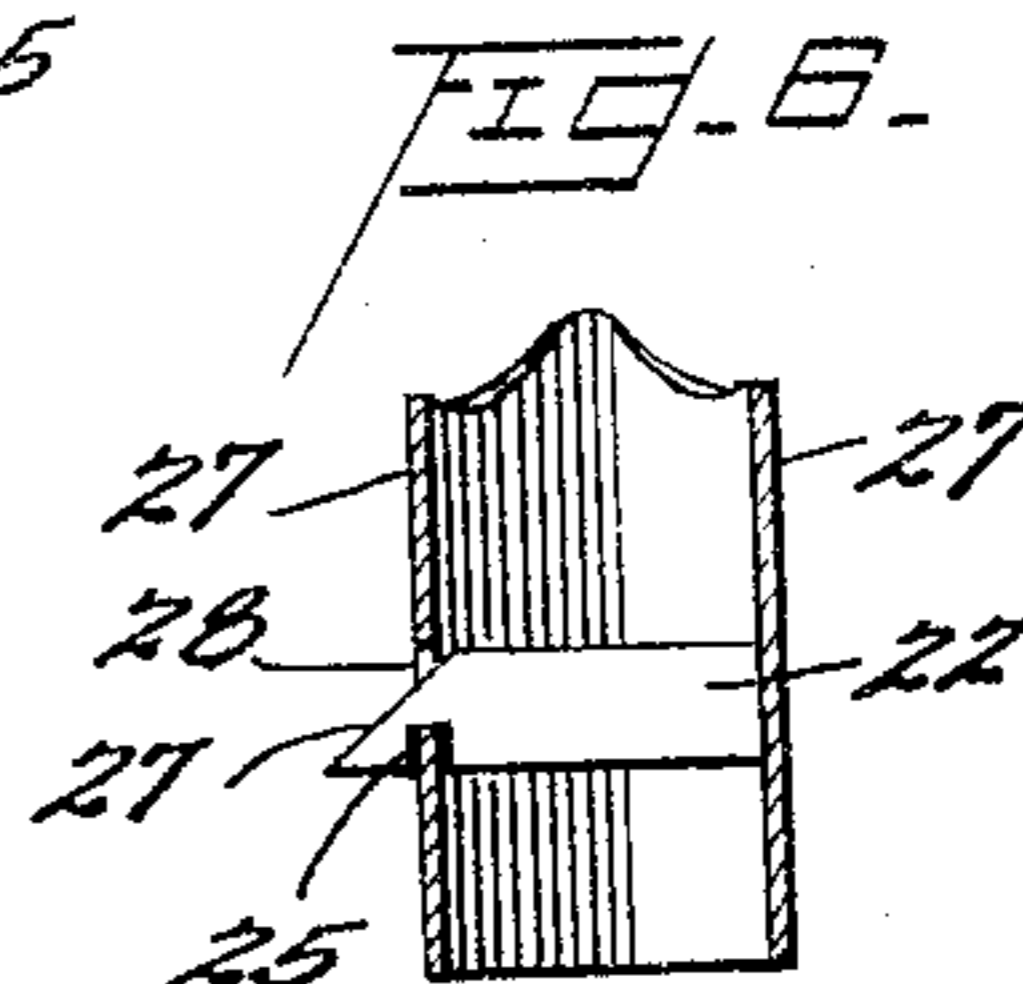
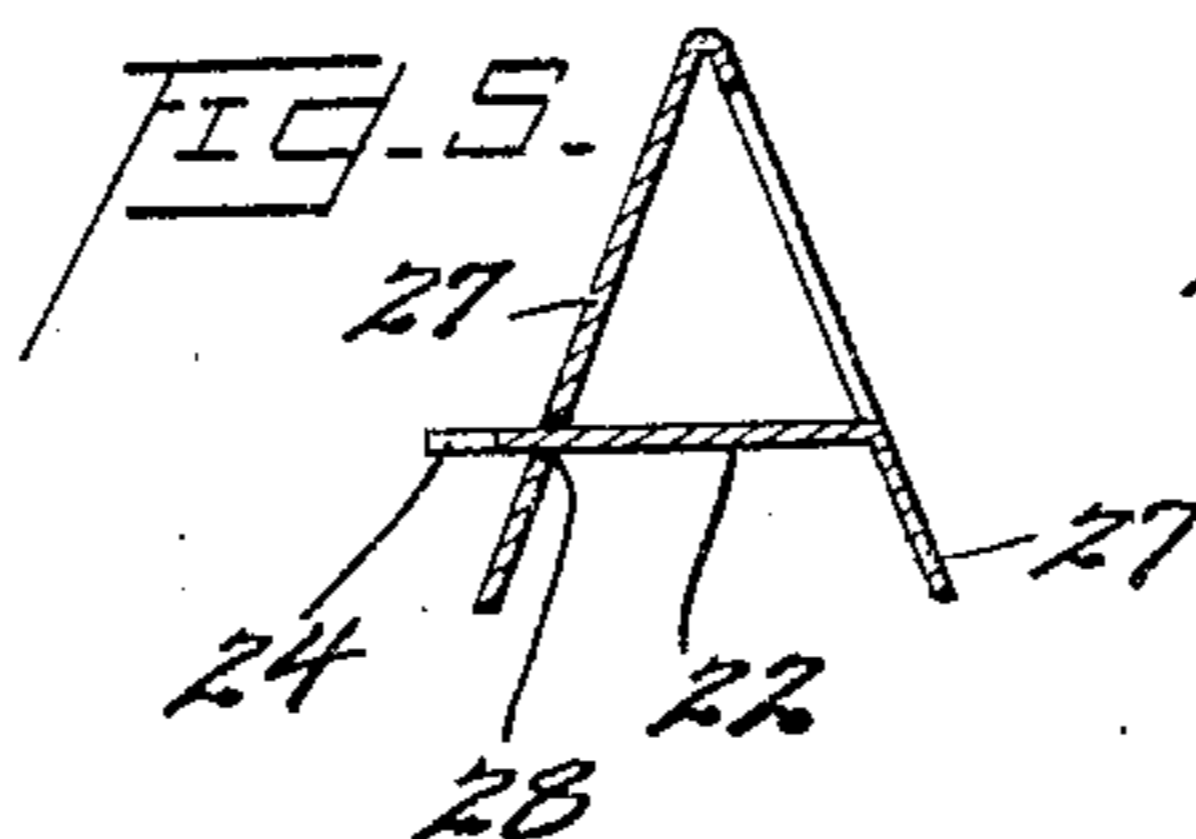
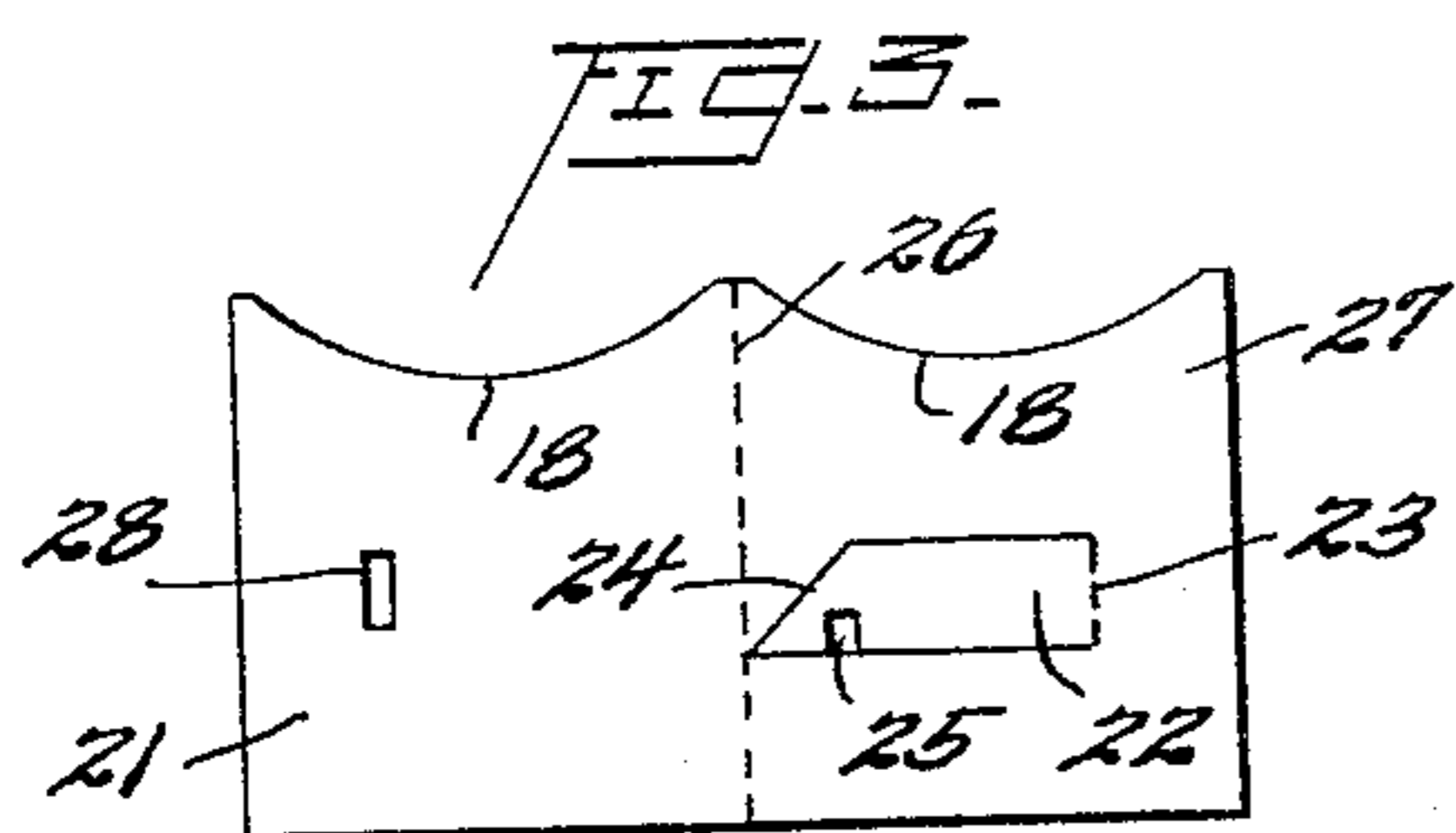
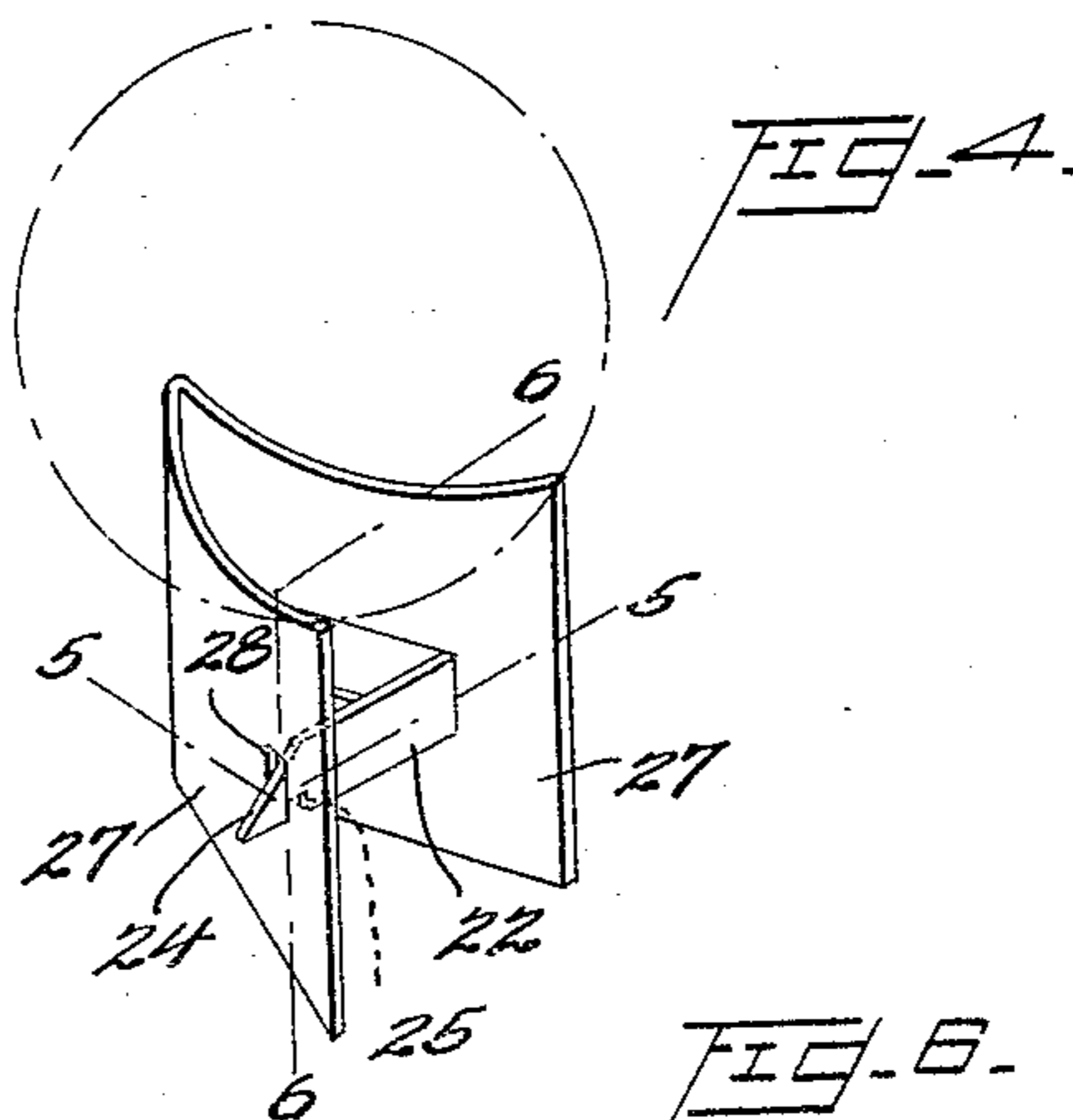
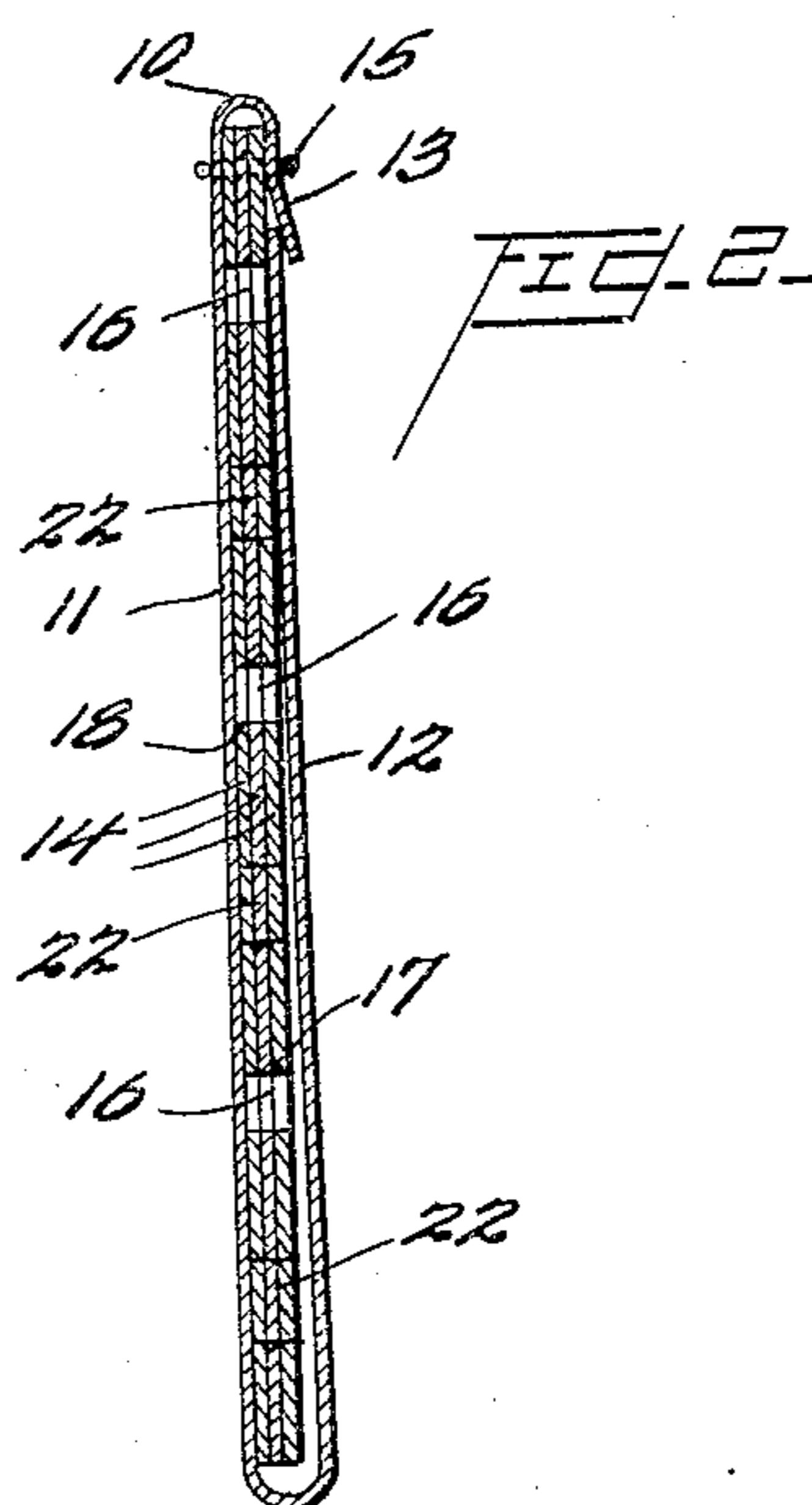
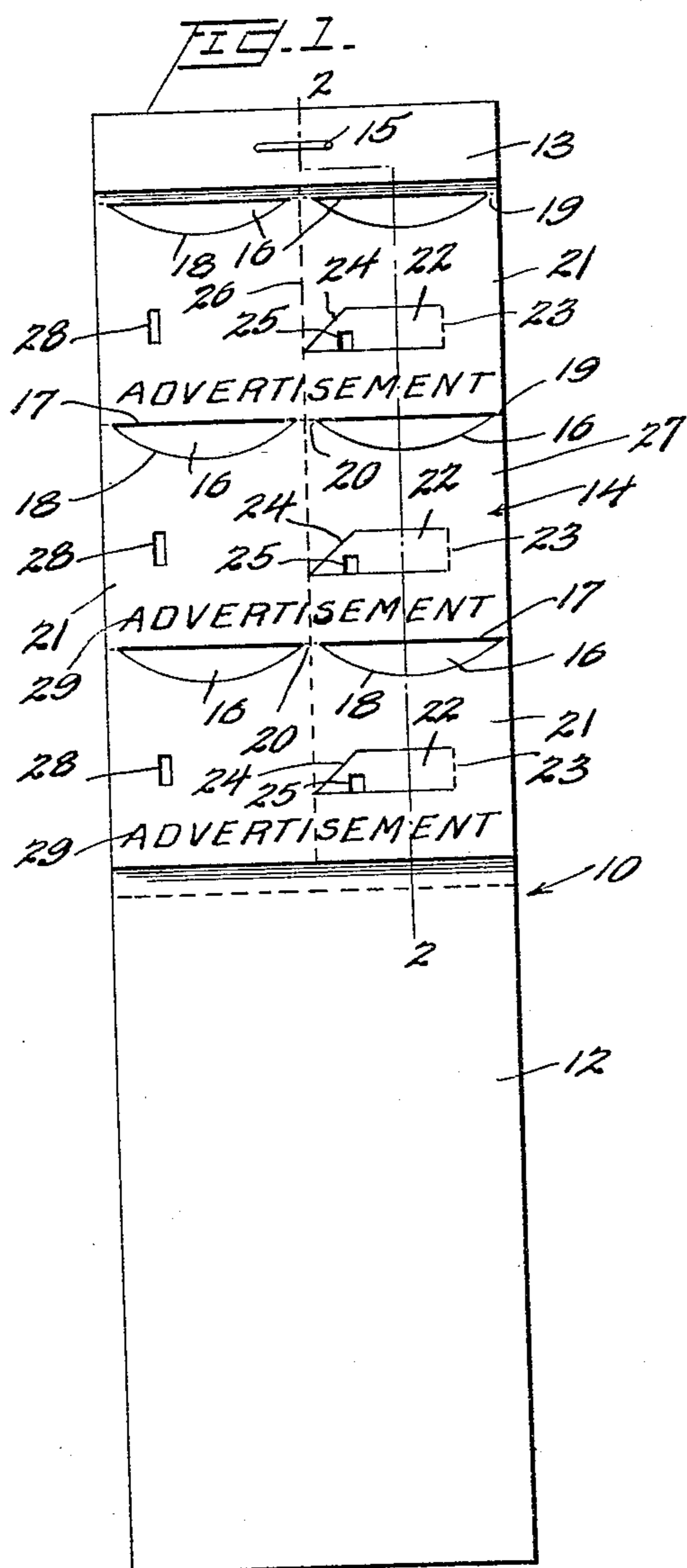
Feb. 14, 1933.

H. KERSHAW

1,897,519

GOLF TEE DEVICE

Filed Oct. 16, 1931



Inventor

*Henry Kershaw,*

B. P. F. Hildebrand

ପିତା

Attorney

# UNITED STATES PATENT OFFICE

HENRY KERSHAW, OF IRVINGTON, NEW JERSEY

## GOLF TEE DEVICE

Application filed October 16, 1931. Serial No. 569,291.

My invention relates to golf tees.

An important object of my invention is to provide a golf tee which is of simple construction and can be manufactured at the minimum cost.

A further object of the invention is to provide a golf tee which is so constructed that advertising matter may be associated with the same.

A further object of the invention is to provide a golf tee which is formed from a normally flat blank, whereby a plurality of these blanks may be carried in a flat case or book.

In accordance with my invention, I provide a case or book in which are arranged any suitable number of leaves. Each leaf preferably embodies a plurality of tee-forming blanks, which are detachable from each other.

When each tee-forming blank is detached from the companion blanks, it is folded upon itself, and the folded portions are locked together, producing a golf tee, which is rigid, and will support the golf ball at a selected elevation.

In the accompanying drawing, forming a part of this specification, and in which like numerals are employed to designate like parts throughout the same,

Figure 1 is a plan view of a device embodying my invention,

Figure 2 is a longitudinal section, the cover of the case being closed, taken on line 2—2 of Figure 1,

Figure 3 is a side elevation of one of the tee-forming blanks removed,

Figure 4 is a perspective view of the tee formed from the folded blank,

Figure 5 is a horizontal section taken on line 5—5 of Figure 4, and

Figure 6 is a vertical section taken on line 6—6 of Figure 4.

In the drawing, wherein for the purpose of illustration is shown a preferred embodiment of my invention, the numeral 10 designates a case or book, as a whole, embodying a back 11, and a foldable front or cover 12. The top of the back 11 is bent upon itself, providing a front strip 13.

Arranged upon the back 11 is any suitable

number of sheets 14, three being shown for the purpose of illustration. These sheets have their upper ends arranged beneath the strip 13, and are attached to this strip and the back 11, by a staple 15, or any other suitable means.

Each sheet 14 is formed of suitably stiff material, such as cardboard, while the invention is in no sense restricted to this material. Each sheet is stamped to provide spaced transverse sets of openings 16, having straight edges 17 and circularly curved bottom edges 18. These openings produce contracted portions or prongs 19 and 20. The sets of openings 16 divide the sheet into a plurality of tee-forming blanks 21, which are connected with each other or with the sheet by the contracted portions 19 and 20, and may be readily torn or separated from each other, or from the sheet at such contracted portions. Each blank 21 has its material slit to provide a locking tongue 22, preferably scored or perforated at its base, as shown at 23. The forward end of this locking tongue is preferably tapered, producing an inclined wall 24, and the tongue is provided near and beneath this inclined wall with a notch 25. The blank is transversely scored or perforated at 26, for rendering it convenient to fold the blank transversely upon itself upon the line of scoring or perforation, for producing sides 27. One side 27 carries the locking tongue 22, while the other side has a vertically arranged slot or opening 28, for the reception of the end of the locking tongue.

If desired, suitable advertising matter may be printed upon the blanks 21, as indicated at 29, or the advertisements may be printed over the entire available surface of the blank.

I contemplate printing a score-card upon the outer surface of the back 11, and also printing advertising matter upon the outer surface of the cover 12. If desired, directions for the use of the tee may be printed upon the inner side of the cover 12.

I may have each sheet 14 embody three tee-forming blanks, and I may assemble three of these sheets in the case or book, providing blanks for producing nine tees, for playing

nine holes. Of course, the number of sheets may be varied, and I may assemble six sheets in one book or case, when it is desired to provide tees for eighteen holes. Further, the invention is in no sense restricted to providing a sheet with three tee-forming blanks, as any suitable number of tee-forming blanks may be formed upon one sheet, and any suitable number of sheets assembled in the case or book.

While it is preferred to have the tee-forming blanks attached together in the form of a sheet, the invention is not necessarily restricted to this arrangement, as the blanks may be formed separately.

In the use of the device, the tee-forming blank 21 is separated or torn from the adjacent blank or sheet, and is subsequently folded transversely upon the line 26, whereby the sides 27 are arranged at an angle of about 45°. The locking tongue 22 is shifted to the outer position and assumes an angular position of about 45° to the side 27, carrying the same. The free end of the tongue 22 is now inserted into the opening or slot 28, and the inclined edge 24 engaging the upper end wall of the slot 28 guides the free end of the tongue 22 downwardly, whereby the notch 25 engages over the bottom end wall of the slot 28. Of course, the tongue 22 may also be shifted downwardly by the finger, if desired. The tongue 22 now rigidly locks the sides 27 together, and these sides and tongue form a generally triangular arrangement. The tee thus assembled is placed upon the ground and the golf ball placed within the pocket formed by the circularly curved edges 18. An important advantage of my tee is that it may be made in any desired height, and I have found that particularly good results are obtainable in driving from the tee, if the tee is of such a height that it supports the golf ball at an elevation of about one inch from the ground, but of course, the invention is in no sense restricted to this dimension.

It is to be understood that the form of my invention herewith shown and described is to be taken as the preferred example of the same, and that various changes in the shape, size and arrangement of parts may be resorted to without departing from the spirit of the invention, or the scope of the subjoined claims.

Having thus described my invention, what I claim is:

1. A golf tee comprising a blank which is transversely foldable for affording two angularly disposed sides connected at the point of folding, said sides having free ends and provided at their tops with ball receiving recesses, one side having an opening formed therein, and a foldable locking tongue carried by the other side and extending longitudinally of the blank in a direction toward

said opening, the arrangement being such that the tongue is adapted to interlock within the opening when the sides are shifted to an angular position, said tongue then forming with said sides a triangular structure.

2. A golf tee comprising a blank which is transversely foldable for affording two angularly disposed sides connected at the point of folding, said sides having free ends and provided at their tops with ball receiving recesses, one side having an opening formed therein near its free end, and a foldable locking tongue carried by the other side and having its base attached to such other side at a point near the free end of such other side, said tongue extending longitudinally of the blank in a direction from its base toward said opening, the arrangement being such that the tongue is adapted to interlock within the opening when the sides are shifted to an angular position, said tongue then forming with said sides a triangular structure.

3. A golf tee comprising a blank which is transversely foldable at a point substantially equi-distantly spaced from its ends for affording two angularly disposed sides connected at the point of folding, said sides having free ends and being provided at their tops with ball receiving recesses, one side having an opening formed therein, and a locking tongue stamped from the blank and extending longitudinally thereof, said tongue having its base disposed adjacent to the free end of the side not containing the opening, the arrangement being such that when the sides are shifted to an angular position the tongue enters said opening, said tongue then forming with the two sides a triangular structure.

In testimony whereof, I affix my signature.  
HENRY KERSHAW.