

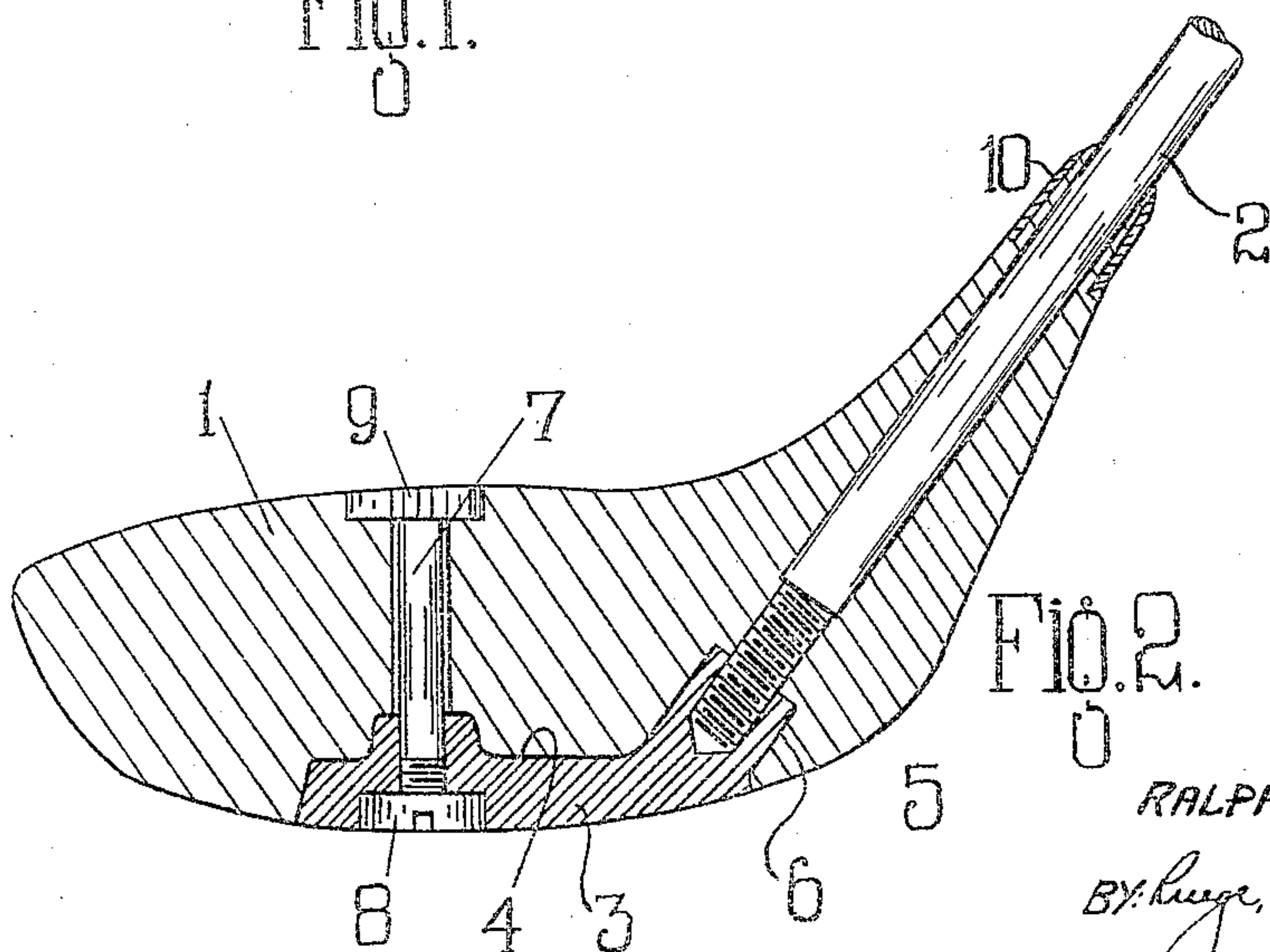
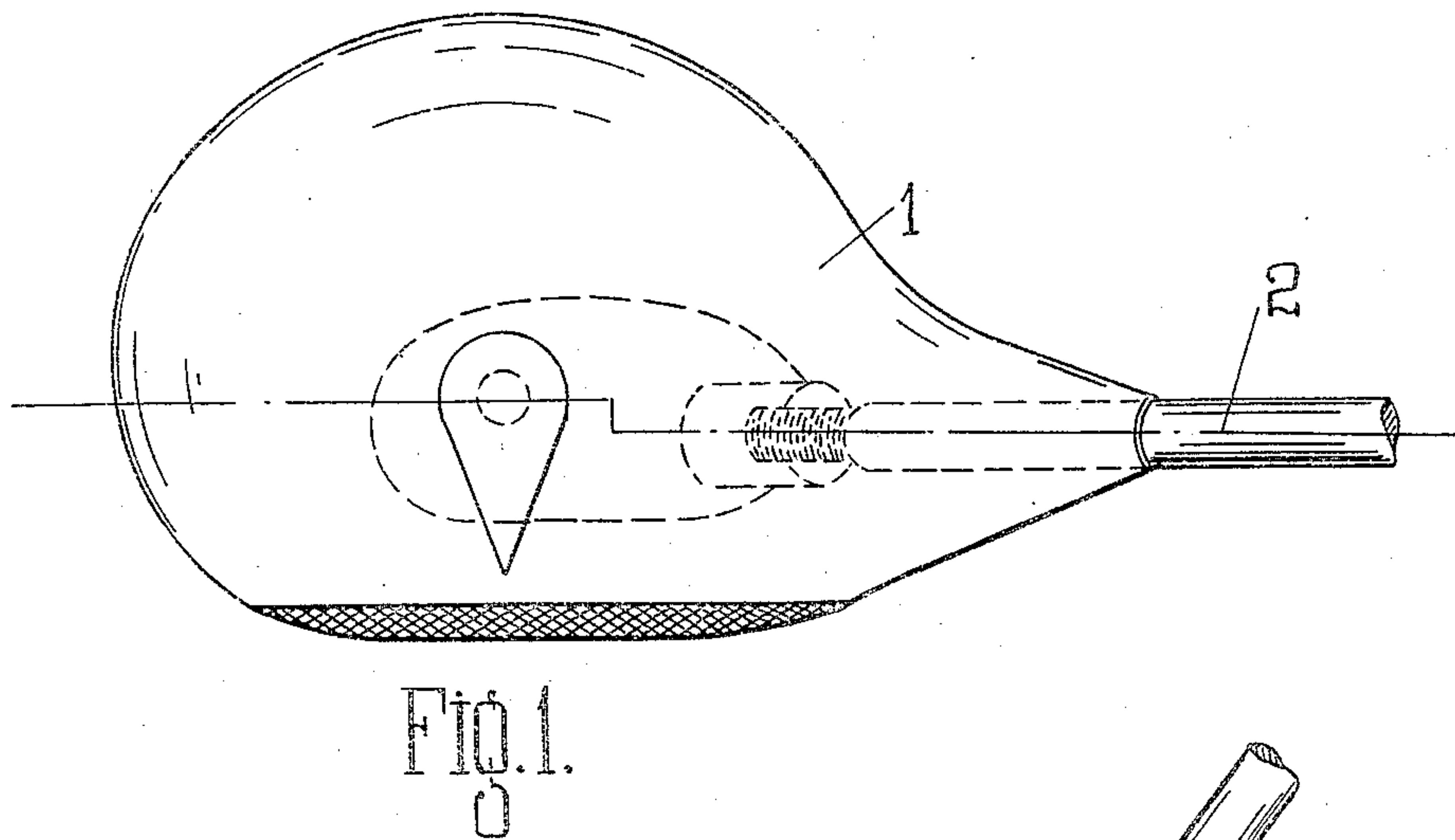
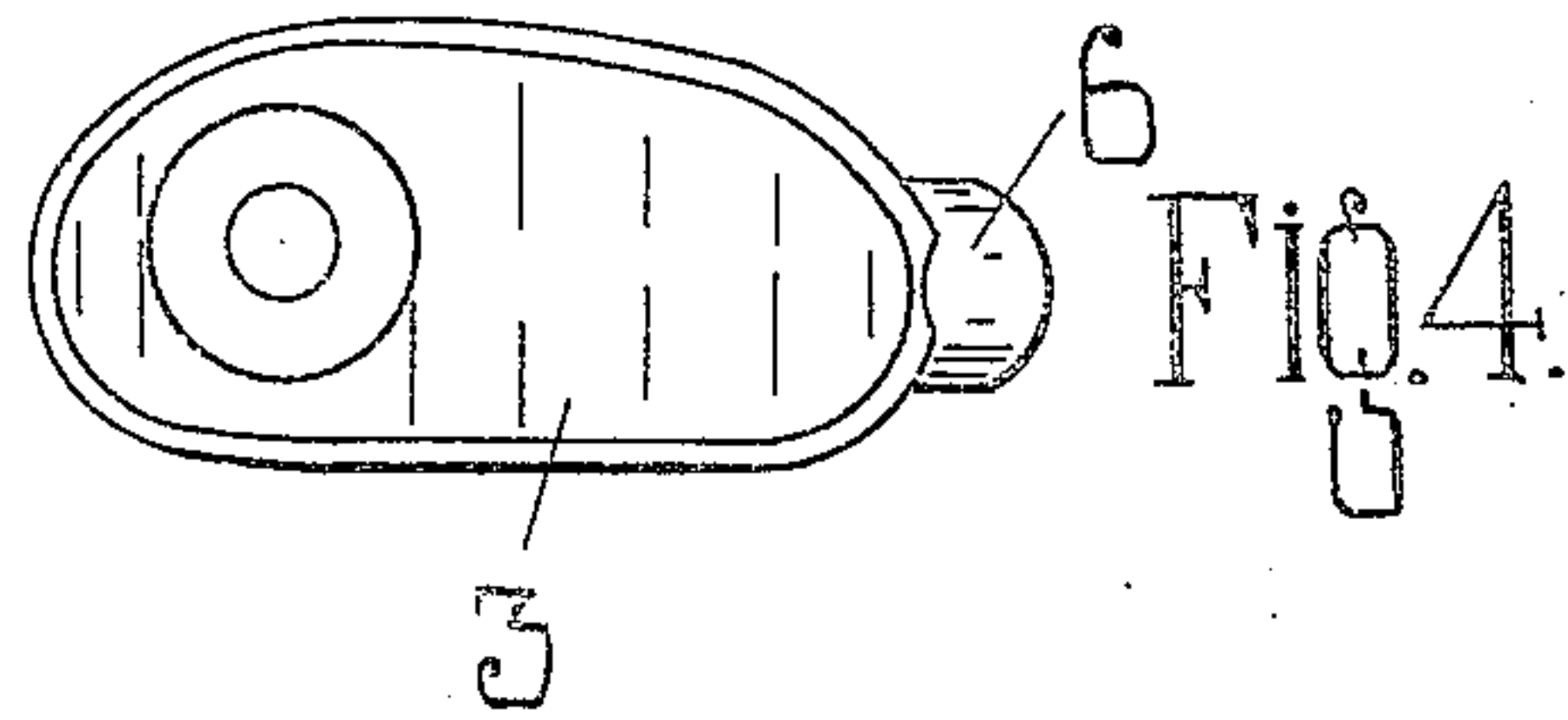
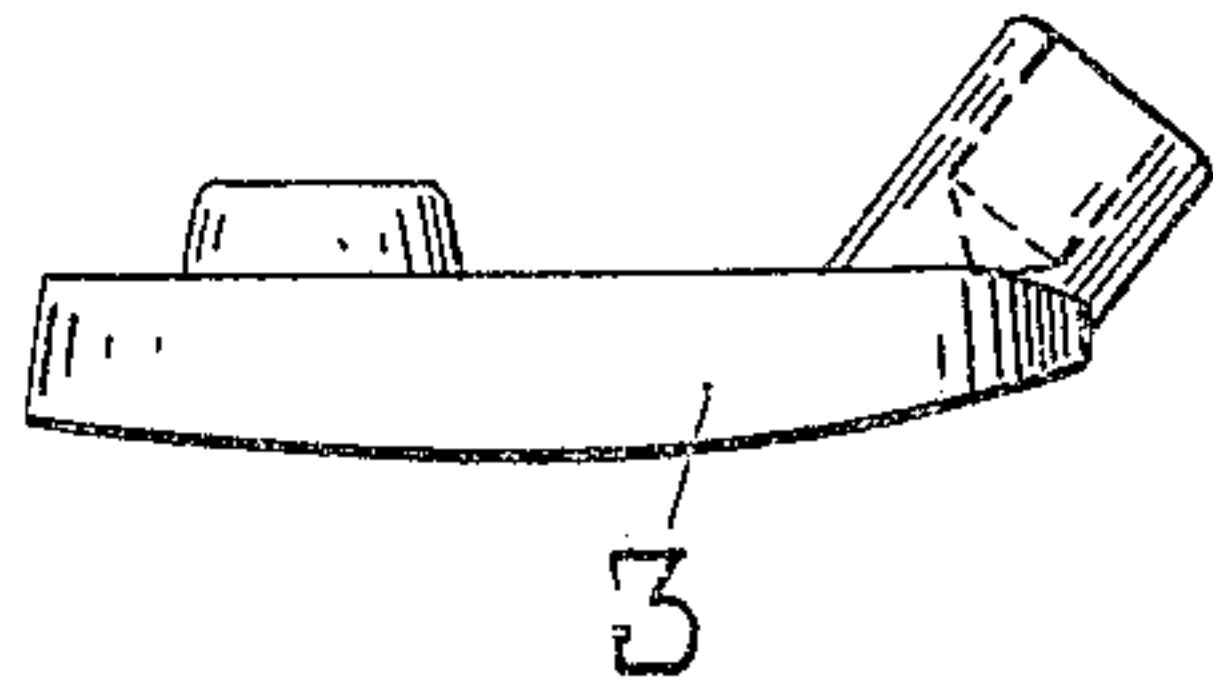
Feb. 14, 1933.

R. LAMB

1,897,264

GOLF CLUB

Filed Feb. 25, 1930



INVENTOR
RALPH LAMB

BY: *Kuiper, Boyce & Bakeler*

ATTORNEYS

UNITED STATES PATENT OFFICE

RALPH LAMB, OF LIVERPOOL, ENGLAND, ASSIGNOR OF ONE-HALF TO JOSEPH WALWYN WHITE, OF BIRKDALE, ENGLAND

GOLF CLUB

Application filed February 25, 1930, Serial No. 431,114, and in Great Britain April 11, 1929.

The present invention relates to metal shafted golf clubs.

According to the present invention a metal shafted golf club is provided with a metal plate or like member on the head having screw threads formed thereon for connection to the metal shaft.

The screw threads are preferably formed on or in a neck or projection extending from the metal plate.

The invention is particularly applicable to wooden headed clubs when the plate member may be arranged in a recess flush with the sole of the head, the weight being thus at the greatest possible distance from the handle or grip.

The said projection may take the form of an internally threaded boss which extends at a suitable angle from the plate member so as to be housed in an enlargement of a bore in the head which accommodates the end of the shaft.

Screw threads corresponding with the threads on said projection may be formed directly on the end of the shaft or they may be formed on an element secured in the end of a tubular shaft.

These threads may be left handed on clubs for right handed players and right handed on clubs for left handed players so that the connection between the shaft and plate member may tend to be tightened as the club is used.

Any desired means may be employed for securing the plate member to the head, for instance countersunk wood screws may be used. Preferably however a suitably headed bolt or screw is passed from the upper surface of the head, through concentric holes in the head and plate member and is secured to a nut housed in a recess in the plate member. The nut may be of circular shape, having a sawcut or slot in its face for tightening purposes. The head of the bolt may be housed in a recess in the head of the club and may

be of any desired shape either for artistic effect or for directional purposes. For instance a lozenge or heart shaped head positioned with its axis of symmetry perpendicular to the face of the club may be provided.

The invention is more particularly described with reference to the accompanying drawing which shows one form of the invention as applied to a golf club having a metal shaft and a wooden head and in which

Figure 1 is a plan.

Figure 2 is a sectional side elevation on line X—X of Figure 1.

Figures 3 and 4 are a side elevation and inverted plan respectively of a detail.

A wooden head 1 is connected to a metal shaft 2 through a plate 3 which is sunk in a corresponding recess 4 in the head and forms a sole plate for the head.

The club shown in the drawing is adapted for right handed use so that the shaft 2 is provided at one end with a left-handed screw thread 5 for engagement with a correspondingly internally threaded neck or projection 6 on the plate 3 which extends coaxially of the shaft 2.

The sole plate 3 is secured to the head by means of a bolt 7 passing through the head and plate and engaging a nut 8 accommodated in a recess in the plate 3.

The head of the bolt may be of any desired shape but preferably it is longer in a direction perpendicular to the shaft than in the direction of the shaft and is preferably positioned with its axis of symmetry exactly perpendicular to the shaft in order to assist the eye in directing the club. In the construction illustrated the head 9 of the bolt is of part triangular and part circular shape and has its pointed end directed towards the face of the club perpendicularly to the axis of the shaft.

A metal ferrule 10 may be provided on the shank of the head and encircling the shaft

to prevent splitting of the material of the head.

I declare that what I claim is:—

A golf club comprising a metal shaft, a
5 wooden head having a recess in the sole
thereof, a plate member in the recess in the
head having screw threads formed thereon
for connection with the shaft and having a
recess in the outer surface thereof, a threaded
10 bolt passing through the head and plate
member and a nut in said recess in the plate
member engaging said bolt, the head of said
bolt being elongated in a direction perpen-
dicular to the face of the club.

15 In witness whereof, I have hereunto signed
my name this 10th day of February, 1930.

RALPH LAMB.

20

25

30

35

40

45

50

55

60

65