

Feb. 14, 1933.

E. KLING

1,897,058

HOLDER OF PAINTBRUSHES FOR PAINTING FLAGPOLES

Filed Aug. 4, 1930

Fig. 1

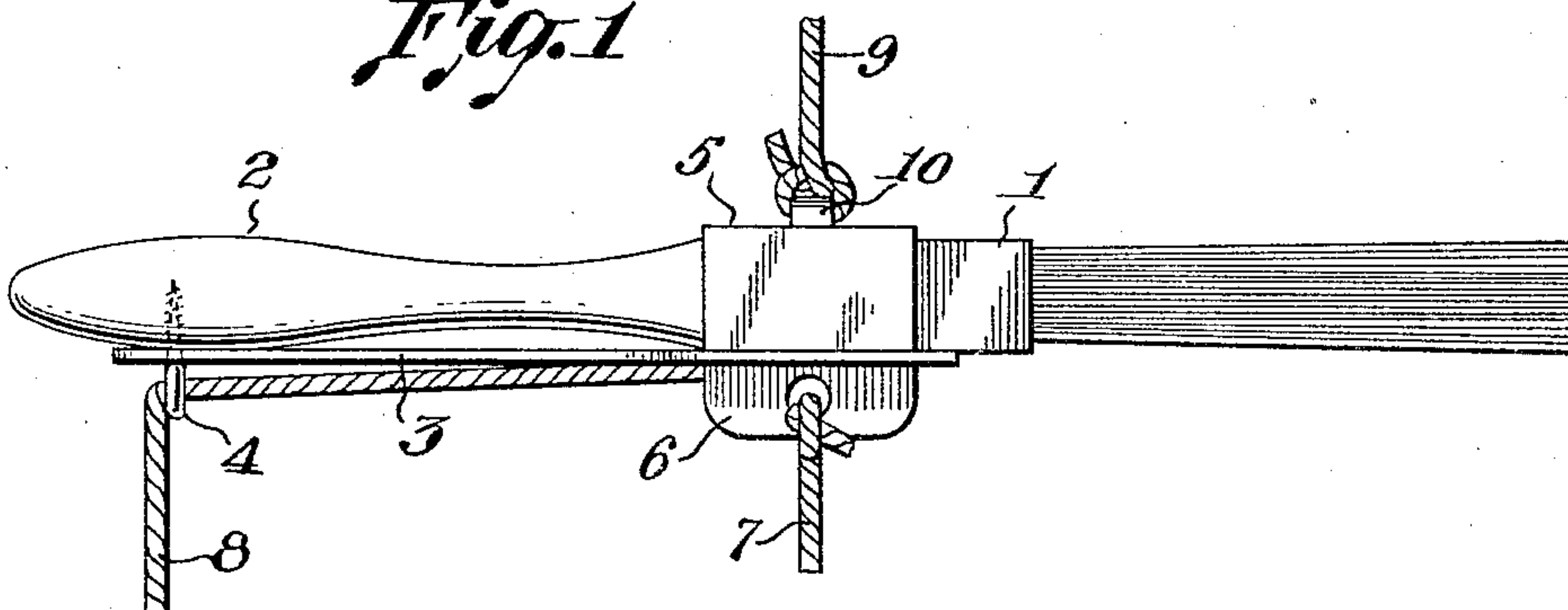


Fig. 2

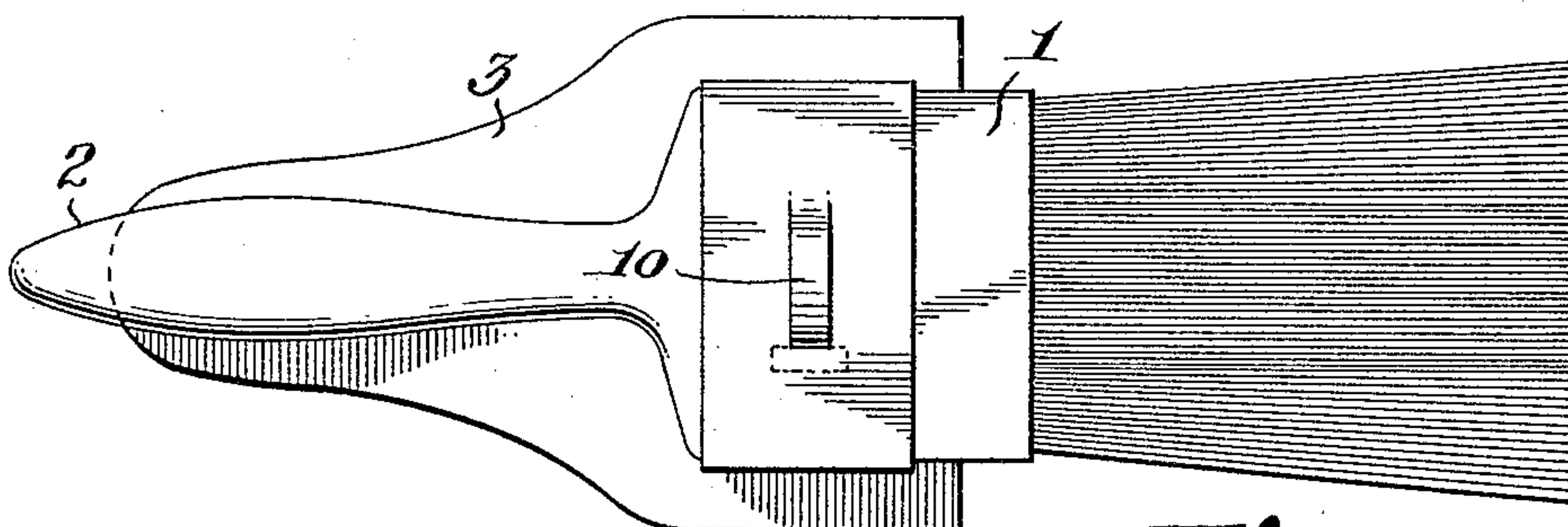


Fig. 4

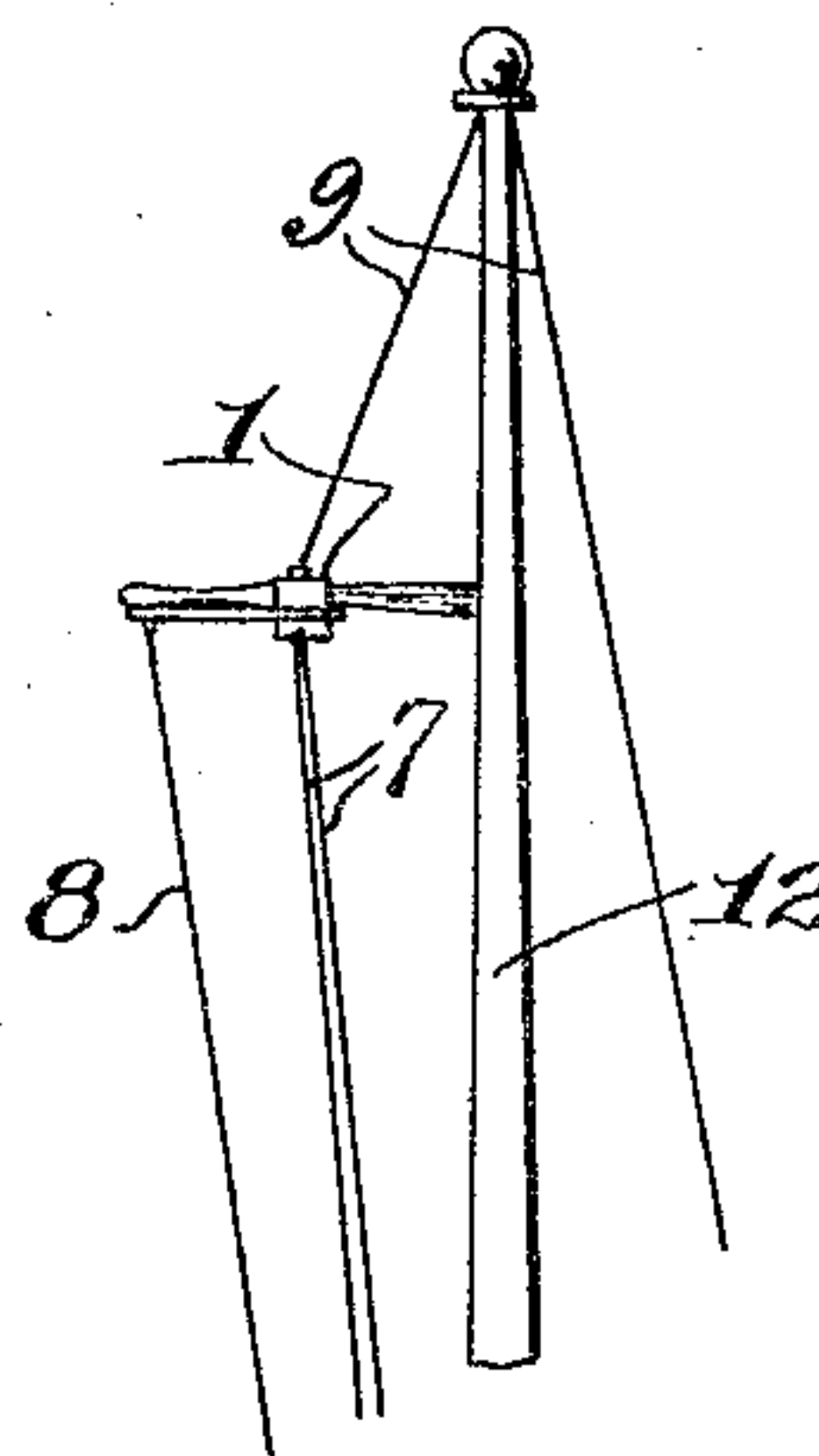
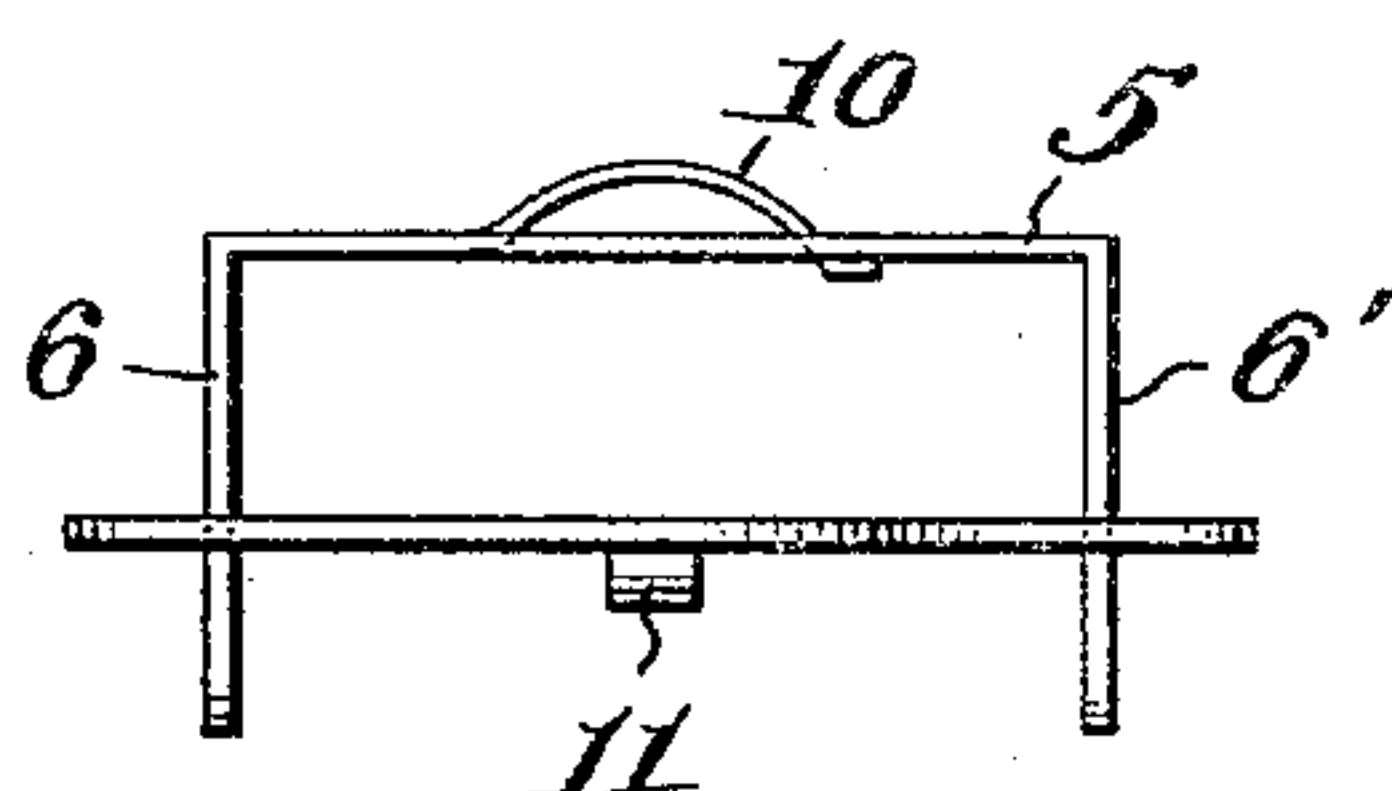


Fig. 3



Inventor:
Einar Kling

UNITED STATES PATENT OFFICE

EINAR KLING, OF CHICAGO, ILLINOIS

HOLDER OF PAINTBRUSHES FOR PAINTING FLAGPOLES

Application filed August 4, 1930. Serial No. 473,073.

The invention relates to the improvement in painting of flag poles and the object of the improvement is to preserve and lessen the maintenance of work erected and to overcome the danger to human life in the execution of such work.

for tipping the brush when suspended from a hoistline, means at each side of clamp for engaging the seat, ropes secured to said means for fastening the parts together and extended for guiding the brush and means on the center portion of the clamp for attaching a hoistline.

EINAR KLING.

The combination of parts embodying in the invention are as hereinafter described and illustrated in the accompanying drawing in which:

Fig. 1 is a side view of the assembled device.

Fig. 2 is a top view of the assembled brush and holder.

Fig. 3 is an end view of the holder.

Fig. 4 shows the device in use.

In assembling the flat standard paint brush 1 is laid flatwise with the handle 2 resting on the metal seat 3, on the underside of which an eye screw 4 is screwed into the brush handle. The clamp 5 is put on top of the brush each end 6, 6' passing through the seat 3. A line 7 is fastened on each end of the clamp locking the clamp to the seat and making the brush secure in the holder. The two lines 7 locking each end of the clamp to the seat are also used as guidelines, the third guideline 8 is fastened to the underside of the metal seat at 11 and passed through the eye of screw 4 enabling the brush to be tipped in any angle desired. The flag line 9 is fastened at 10 to the holder on top at center of metal clamp, and will act as hoisting line raising and lowering the brush and holder. The guideline affixed to the center of seat gives the brush the position required and the two guidelines affixed to each end of clamp gives the brush the necessary force to apply the paint at the time the guidelines are manipulated.

I claim:

In combination with a paint brush, a holder composed of two parts a metal seat and a metal clamp constructed to hold a paint brush when assembled, the paint brush being laid between the seat and clamp, an eye screw passing through one end of the seat into the paint brush handle, a line secured to the center of the seat at the other end passing through the eye of the screw and extended

60

65

70

75

80

85

90

95

100