

Sept. 4, 1928.

1,683,427

H. B. TURNER

DECORATIVE BELT

Filed May 5, 1927

Fig. 1.

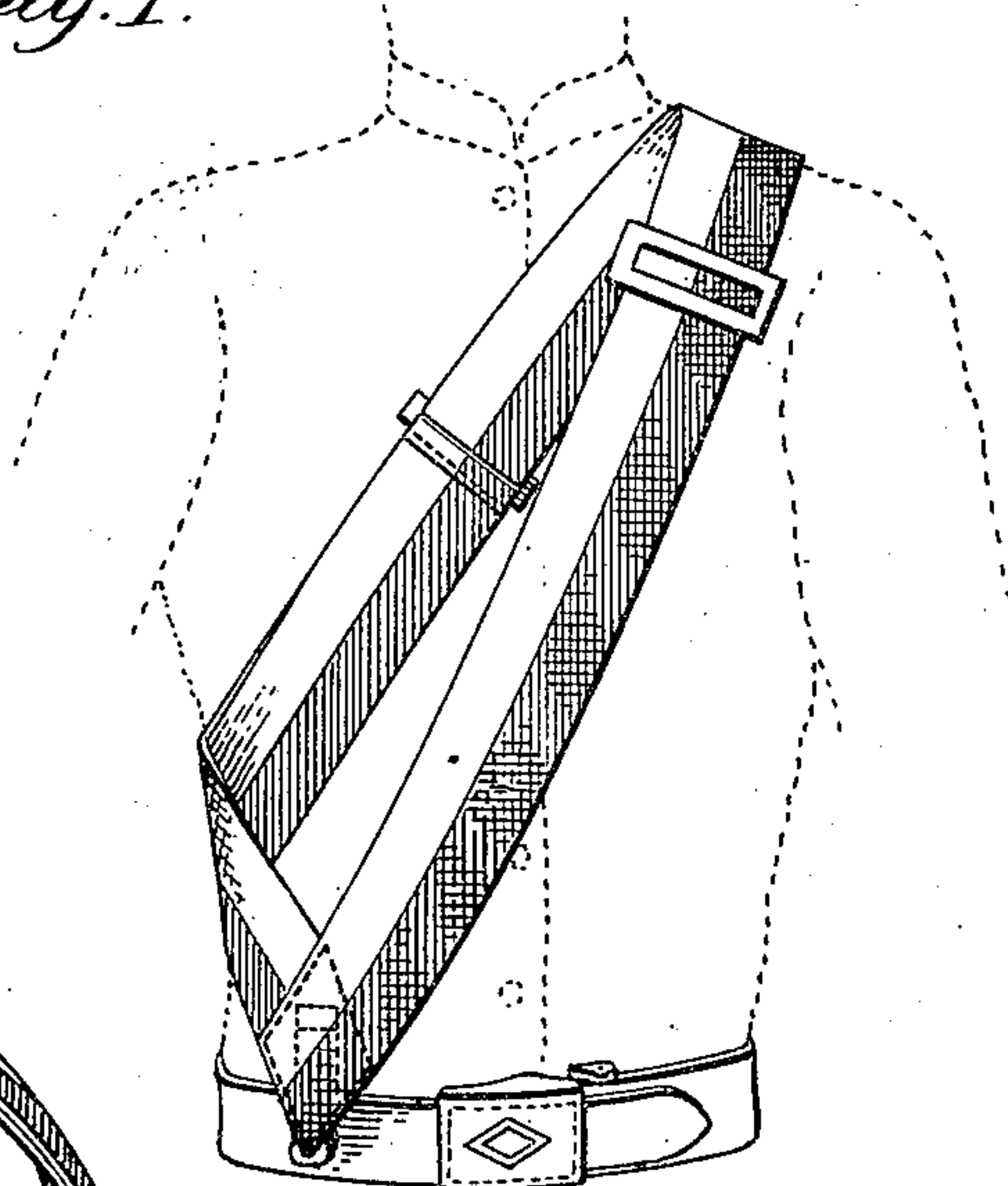


Fig. 2.

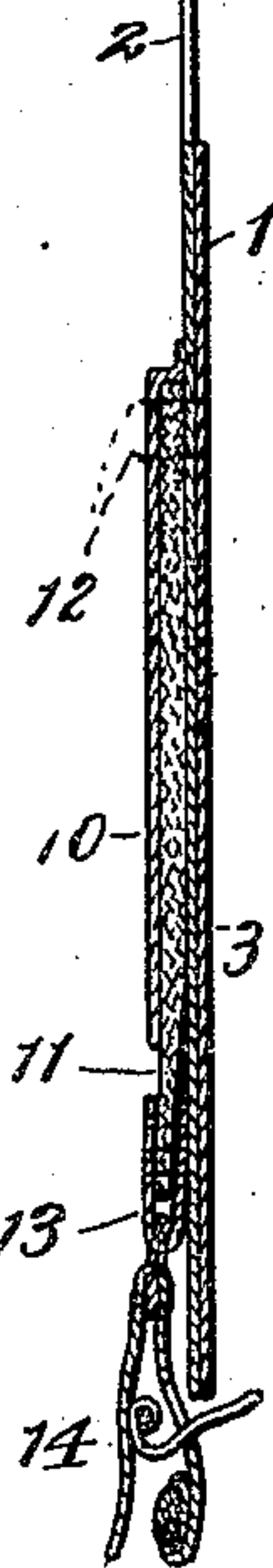
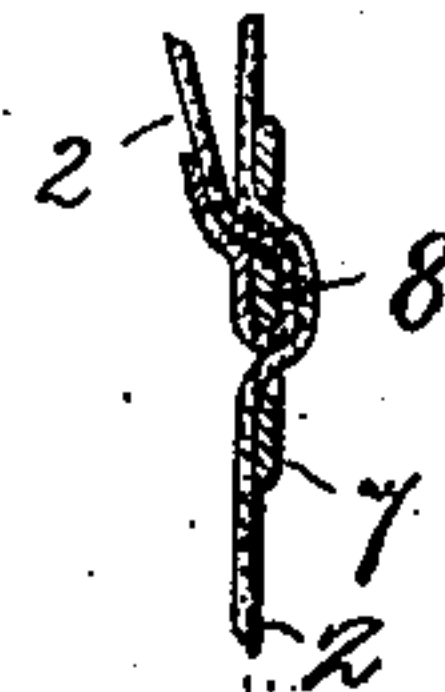
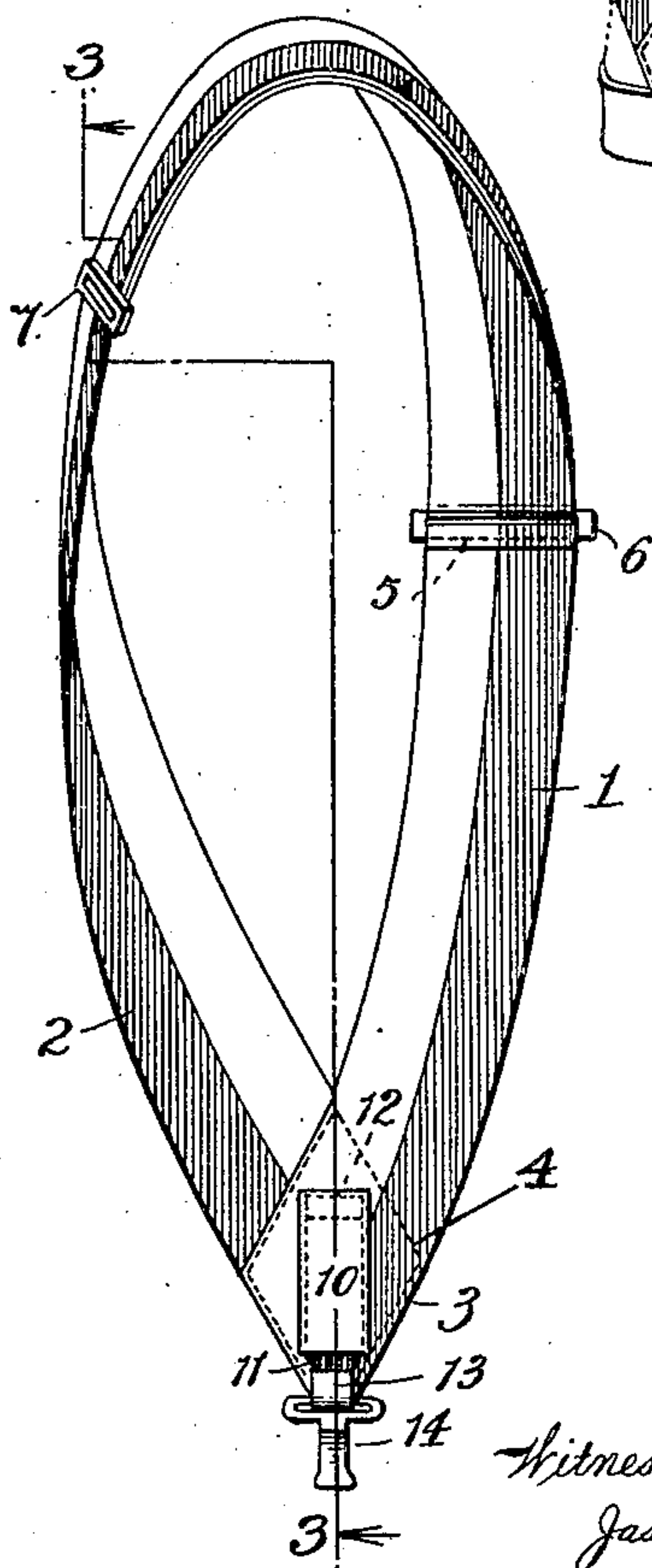


Fig. 3.

Inventor:

Howard B. Turner,

J. E. Hutchinson Jr.
Attorney:

Witness:
Jas. Hutchinson

By

UNITED STATES PATENT OFFICE.

HOWARD B. TURNER, OF MOUNT STERLING, KENTUCKY, ASSIGNOR OF ONE-HALF TO
J. OLDHAM GREENE, OF MOUNT STERLING, KENTUCKY.

DECORATIVE BELT.

Application filed May 5, 1927. Serial No. 188,898.

This invention relates to articles of personal wear and more particularly to an ornamental sash or belt of the baldric type although useful for ornamental purposes only. The principal object of my invention is to provide a sash or baldric type of belt which is made up in any suitable color or contrasting colors so that the wearer can prominently display his or her college or fraternity colors. In all known previous baldric belts the device was used to support side arms of some character whose weight held the belt or sash in proper position across the chest of the wearer but where the device is utilized for ornamental purposes only some means must be provided for holding the belt or sash in proper position and it is therefore another object of my invention to provide simple, inexpensive and efficient means for maintaining the position of the device on the body of the wearer.

A still further object of the invention is to provide a baldric type of sash or belt having a means for flexibly connecting the lower end of the device to a normally worn garment such as the trousers or a belt so that the device is held in proper position upon the wearer's body and a still further object is in connecting the device to a normally worn garment by a clasp and an elastic member with the elastic member concealed within a pocket formed on the under side of the belt.

Further objects of the invention will appear as the following specific description is read in connection with the accompanying drawing which forms a part of this application and in which:

Fig. 1 is a view showing the device applied, the figure being in dotted lines so that the entire belt or sash may be seen.

Fig. 2 is an elevation of the device showing a portion of the belt turned inside out to disclose the connection of one terminal end of the ribbon with the adjusting buckle.

Fig. 3 is a vertical section taken on the line 3—3 of Fig. 2.

In the embodiment of the invention illustrated in the drawings I have shown the device constructed of ribbon about two inches in width or over and carrying contrasting colors. It will be understood of course that this device may be made up of any suitable flexible material and colored

in any way desirable. For instance the flexible portions of the belt could be colored to disclose the color or colors of any particular college or fraternal organization or the like and if desirable the college letters or fraternal emblems might be displayed upon that portion of the belt passing across the chest of the wearer or any combination of colors and emblems could be very readily made.

As shown the device is constructed of two pieces of ribbon, 1 and 2, which cross each other on the bias as shown at 3 and are there-stitched together by a line of stitching 4 forming in effect a diamond. The opposite terminal of the part 1 is secured by stitching 5 to an adjusting loop 6 as clearly shown in Fig. 2. The member 2 is passed through the adjusting buckle 7 and through the slot in the adjusting loop 6 and then brought back and attached to the central bar 8 of the adjusting buckle. In this manner by holding the terminal of the part 1 in one hand and sliding the buckle 7 along the part 2 the size of the device may be reduced or by grasping the member 2 in one hand and sliding the buckle 7 toward the adjusting loop 6 the size of the device may be increased.

Stitched to the rear of the over-lapping ends of the parts 1 and 2 is a pocket member 10 and arranged within this pocket member is an elastic connecting strip 11 stitched to the part 3 and pocket 10 by stitching 12. Connected to the lower end of the flexible member 11 by a loop member 13 is a clasp 14 of any suitable type which may be attached to the trousers or belt of the wearer or to any other convenient part of a normally worn garment.

As shown in the drawings the elastic member is substantially concealed within the pocket 10 but when stretched will protrude from the pocket as will be readily understood.

While the device is intended primarily to be worn over the shirt or waist of the wearer and exposed either in its entirety when no coat is worn or between the lapels of the coat, it can be worn over the vest and readily attached to the trousers or belt. The device affords a relatively inexpensive and simple, yet dignified manner in which the college or fraternity colors may be displayed.

The clasp illustrated is particularly applicable for use in connecting same to trousers or a belt but where the device is worn by a lady some other more appropriate and possibly more ornamental clasp might be employed without departing in any way from the spirit or scope of the invention as defined in the appended claim.

It will of course be understood that after the device has been placed over the shoulders if the clasp is found to be either too high or too low to be properly attached to the belt for holding the shoulder loop tight in position the length of the belt may be readily adjusted as before described by sliding the adjusting buckle in either direction. It is preferable in use to place the elastic connecting strip under a slight tension so that the belt is held taut across the shoulders of the wearer. This, where the device is

worn by a man will have some tendency to support the trousers.

Having thus described my invention what I claim is:

An ornamental baldric type belt comprising a pair of flexible members one end of each being diagonally crossed over the corresponding end of the other and stitched thereto, the opposite ends of said members being adjustably connected, a resilient strip secured at one terminal to the rear face of said members within the area of the crossed portions and having its free end encompassed within said area, and a clasp secured to the free end of said strip and adapted to be connected to a garment normally worn by the wearer.

In testimony whereof I affix my signature.

HOWARD B. TURNER.