

Sept. 4, 1928.

1,683,242

E. DEISTER, JR

SCORE DEVICE

Filed Jan. 29, 1927

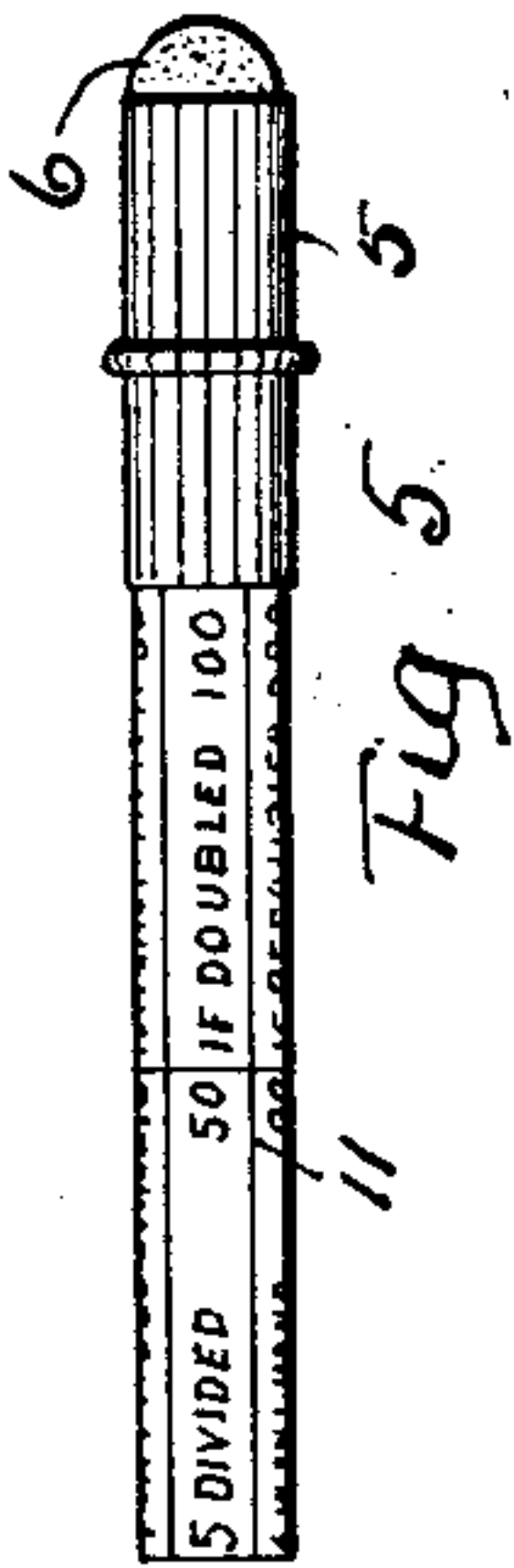


Fig. 5.

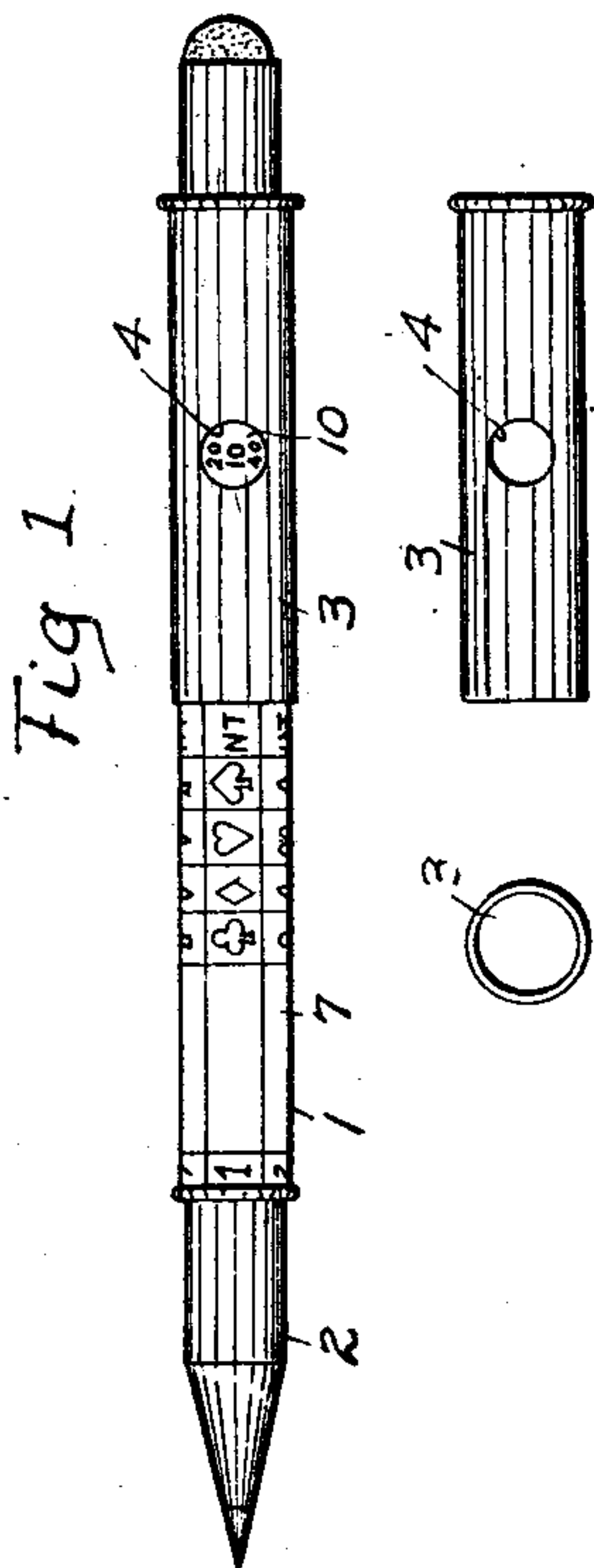


Fig. 1.

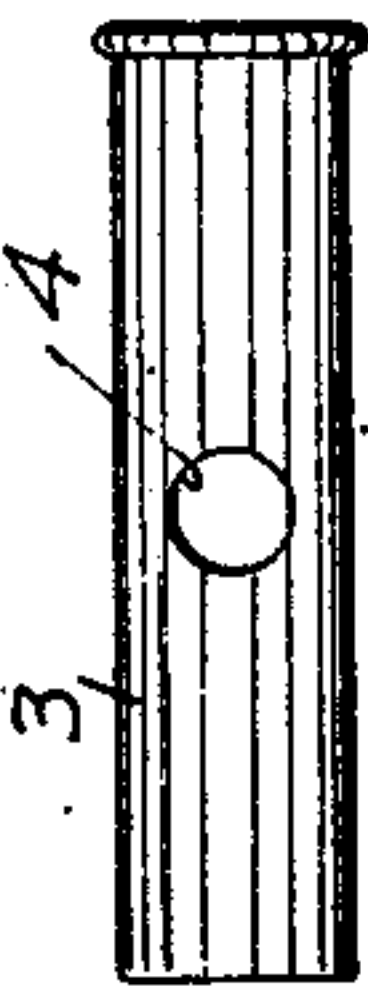


Fig. 3.



Fig. 4.

8	1	2	3	4	5	6	7	10									
								12	14	16	18	20	22	24	26	28	30
Fig. 2.	1	2	3	4	5	6	7	NT	♠	♥	♦	♣	NT	♠	♥	♦	♣
	2	3	4	5	6	7	NT	♠	♥	♦	♣	NT	♠	♥	♦	♣	NT
	3	4	5	6	7	NT	♠	♥	♦	♣	NT	♠	♥	♦	♣	NT	♠
	4	5	6	7	NT	♠	♥	♦	♣	NT	♠	♥	♦	♣	NT	♠	♥
	5	6	7	NT	♠	♥	♦	♣	NT	♠	♥	♦	♣	NT	♠	♥	♦
	6	7	NT	♠	♥	♦	♣	NT	♠	♥	♦	♣	NT	♠	♥	♦	♣
	7	NT	♠	♥	♦	♣	NT	♠	♥	♦	♣	NT	♠	♥	♦	♣	NT

Fig. 2.

HONORS		IF DECLARANT FAILS	
SIMPLE OR 3 ACES	30	ADVERSARIES SCORE	
4 OR 4 ACES DIVIDED	40	FOR EACH TRICK	50
5 DIVIDED	50	IF DOUBLED	100
4 IN ONE HAND	80	IF REDOUBLED	200
4 IN ONE 5 TH IN PARTNERS	90	FOR FULFILLING CONTRACT	
5 OR 4 ACES ONE HAND	100	IF DOUBLED	50
30 OR OVER IN TRICKS		IF REDOUBLED	100
15 GAME SCORES	125	EACH TRICK OVER	50
SIDE SCORING 2 GAMES		IF REDOUBLED	100
OR EQUIVALENT WINS		SMALL SLAM	50
RUBBER SCORING	250	GRAND SLAM	100

Fig. 6.

INVENTOR.
Emil Deister, Jr.
BY
Elwin M. Hulby
ATTORNEY.

UNITED STATES PATENT OFFICE.

EMIL DEISTER, JR., OF FORT WAYNE, INDIANA.

SCORE DEVICE.

Application filed January 29, 1927. Serial No. 164,404.

The invention relates to devices for indicating the points to be made in a game.

In the present embodiment of the invention the score commonly used in bridge whist is shown in combination with a pencil, but the invention is adaptable to various games.

The object of the invention is to provide a simple device by which the points to be scored in a game are selectively indicated, and a further object is to provide the device with means by which to indicate at all times during the progress of a hand the particular trump suit and the bid that has been made.

The invention is illustrated in the accompanying drawings in which Figure 1 is a plan view of the device; Fig. 2 an enlarged view of the score sheet that is wrapped about the exterior of the barrel; Fig. 3 a plan view of the adjustable sleeve; Fig. 4 an end view of the sleeve; Fig. 5 a plan view of the telescoping stem or plunger and Fig. 6 an enlarged view of the honor and penalty score sheet that is wrapped about the telescoping stem or plunger.

In the illustrative embodiment of the invention, the device is preferably formed in four portions or parts. Portion 1 is a barrel open at opposite ends. Portion 2 is a lead pencil of desired form that is inserted in one end of the barrel. Portion 3 is a sleeve mounted on the barrel for longitudinal and rotary movement thereon and having an aperture 4 therein and portion 5 is a stem or plunger having an eraser 6 carried at its outer end, the stem being reciprocally and revolvably mounted in the barrel 1.

A table 7 is suitably formed or displayed on the outer surface of the barrel 1, a simple form being to imprint the table on a sheet and wrap it about and secure it to the barrel. This table, for the purpose of a bridge game, contains a plurality of columns of characters, the first column 8 contains the digits representing the number of tricks the successful bidder is required to take; the columns 9 indicate respectively the suit, and the columns 10 indicate the values of the tricks including the double and redoubled values arranged in horizontal alinement with the bid digits of the column 8 and also corresponding to the arrangement of the suit indicia in the columns 9.

The aperture 4 in the sleeve 3 is sufficiently large to expose any one of the values of a trick in the columns 10.

When a bid has been made the sleeve is ad-

justed longitudinally on the barrel until its forward edge registers with the suit column that has been bid, and it is then rotated on the barrel until the aperture is in alinement with the digit in the column 8 that represents the bid. The bid is thereby recorded and subsequent disagreement as to its nature is avoided.

When the hand has been finished the bid score is read through the aperture 4. The stem or plunger 5 bears thereon a table 11 of the established honors and penalties of the game or other information of the game being played. By withdrawing this plunger the information is at once available and the total score may be entered on the score pad.

The score keeper is thus equipped not only with means by which the bid is recorded and indicated but he has all the requirements which at a glance give him the details necessary to enter the earned score.

What I claim is:

1. A card game scoring device comprising a cylindrical member, a table on the member consisting of a plurality of peripheral columns of indicia, the items of which are also arranged in longitudinal parallel rows, one of said columns containing a sequence of numerals to indicate the number of tricks bid, others of said columns indicating the several card suits and the remainder of said columns indicating the values of the said tricks according to the said suits, and an apertured sleeve slidably and rotatably mounted on the member and adapted to be adjusted to indicate any suit and to cause the aperture to expose the value of the number of tricks bid in said suit.

2. A card game scoring device comprising a cylindrical member, a table on the member consisting of a plurality of peripheral columns of indicia, the items of which are also arranged in longitudinal parallel rows, one of said columns containing a sequence of numerals to indicate the number of tricks bid, others of said columns indicating the several card suits and the remainder of said columns indicating the values of the said tricks according to the said suits, an apertured sleeve slidably and rotatably mounted on the member and adapted to be adjusted to indicate any suit and to cause the aperture to expose the value of the number of tricks bid in said suit, and a member slidably carried by the cylindrical member and having thereon a table indicating other points to be scored in the game.

3. A card game scoring device comprising

a cylindrical member, a table on the member consisting of a plurality of peripheral columns of indicia, the items of which are also arranged in longitudinal parallel rows, one
5 of said columns containing a sequence of numerals to indicate the number of tricks bid, others of said columns indicating the several card suits and the remainder of said columns indicating the values of the said tricks according to the said suits, an apertured sleeve
10 slidably and rotatably mounted on the member and adapted to be adjusted to indicate any suit and to cause the aperture to expose the value of the number of tricks bid in said suit, and a member slidably carried by the
15 cylindrical member and having thereon a table indicating honor and penalty points to be scored in the game.

In witness whereof I have hereunto signed my name this 14th day of January, 1927.

EMIL DEISTER, JR.