

Sept. 4, 1928.

C. W. BARBOUR ET AL

1,683,015

CLOSURE SEAL

Filed May 9, 1927

2 Sheets-Sheet 1

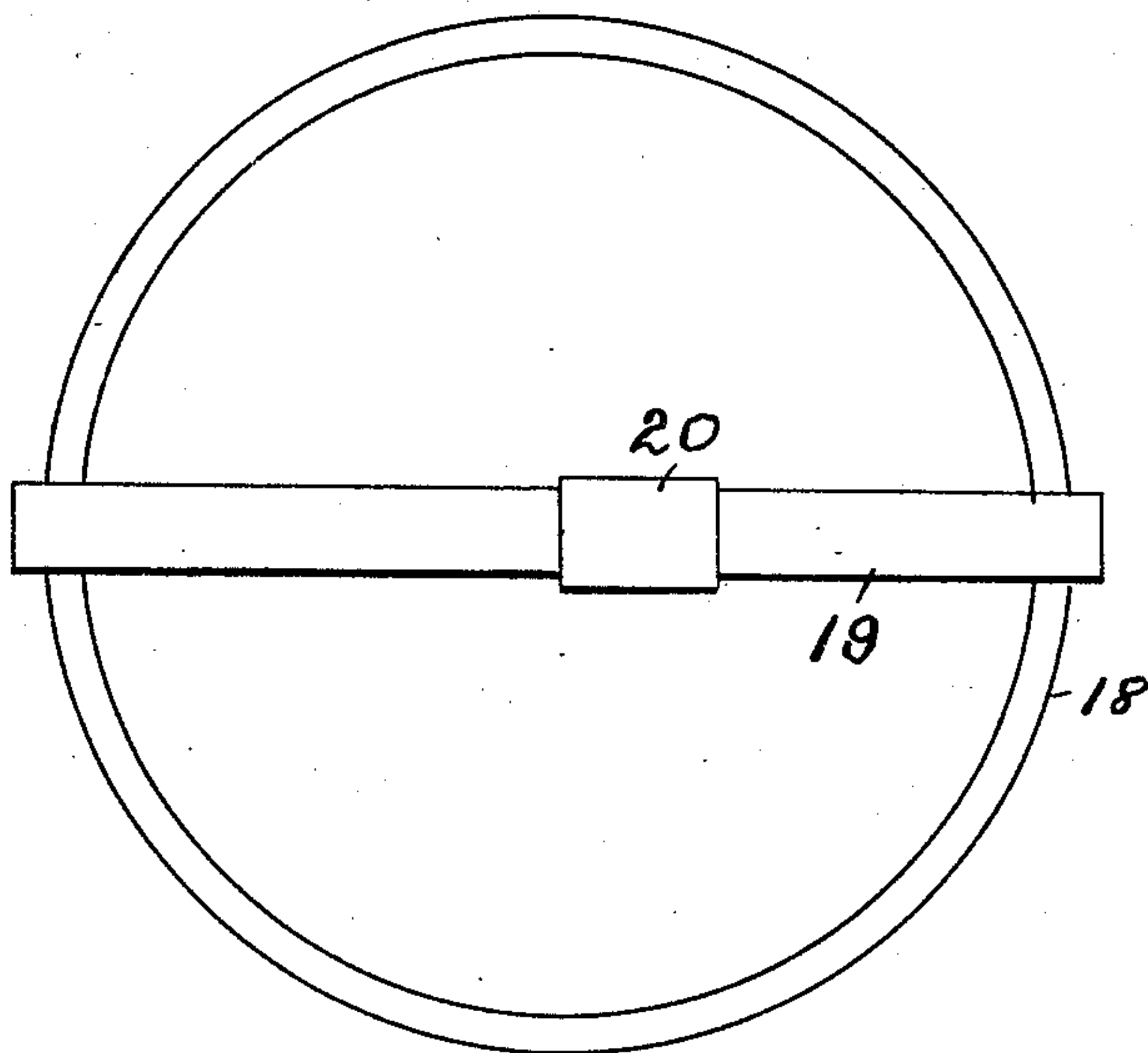


FIG 1

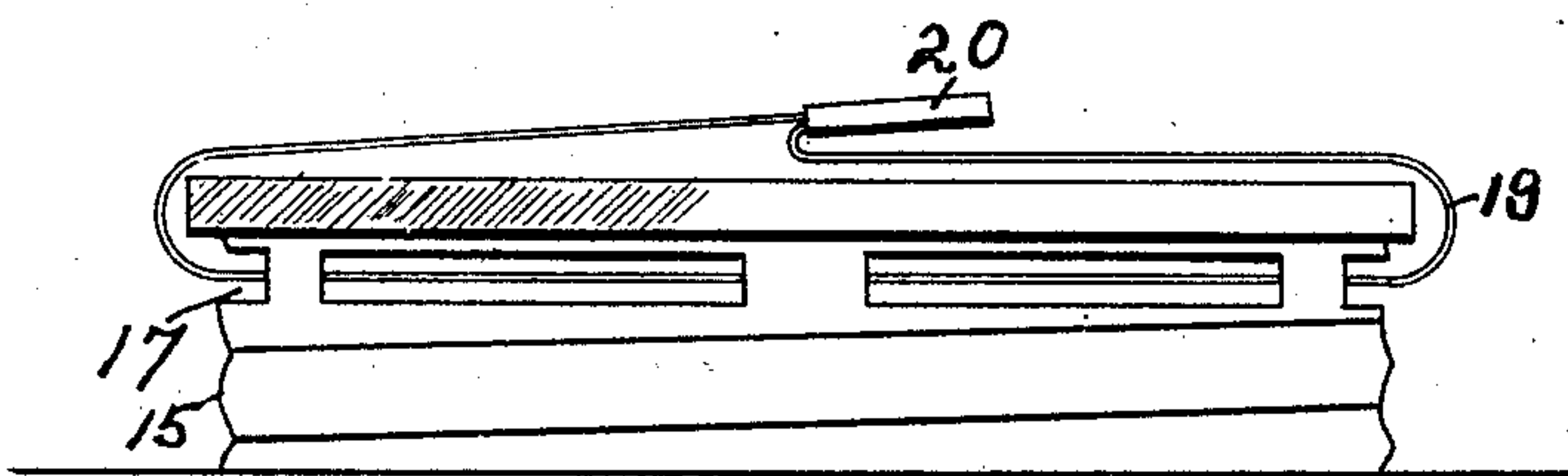


FIG 2

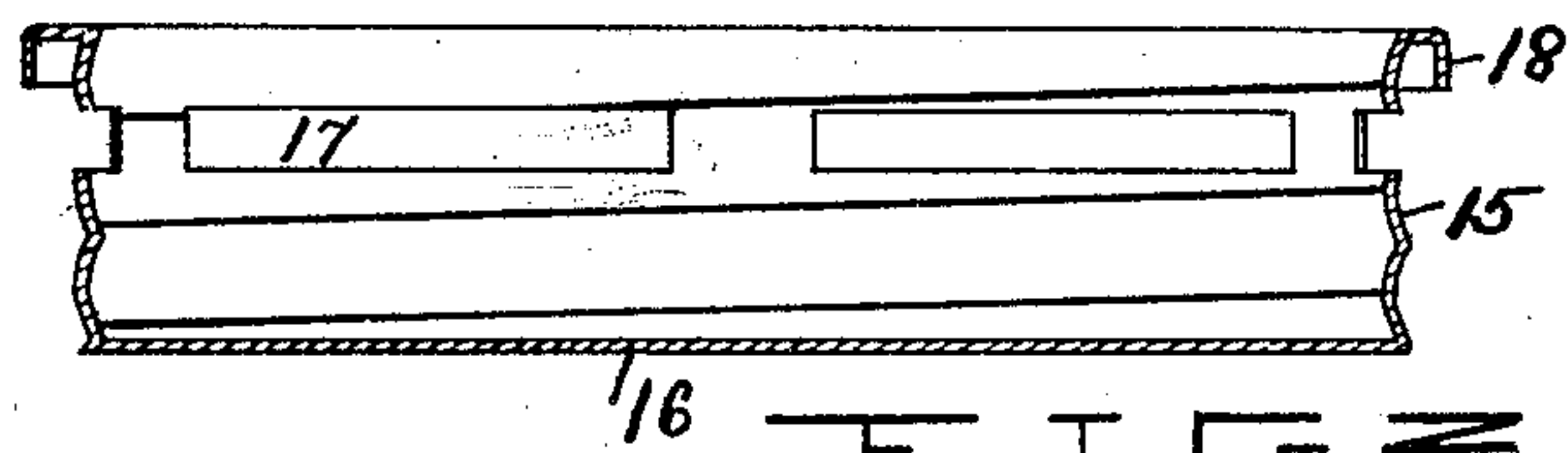


FIG 3

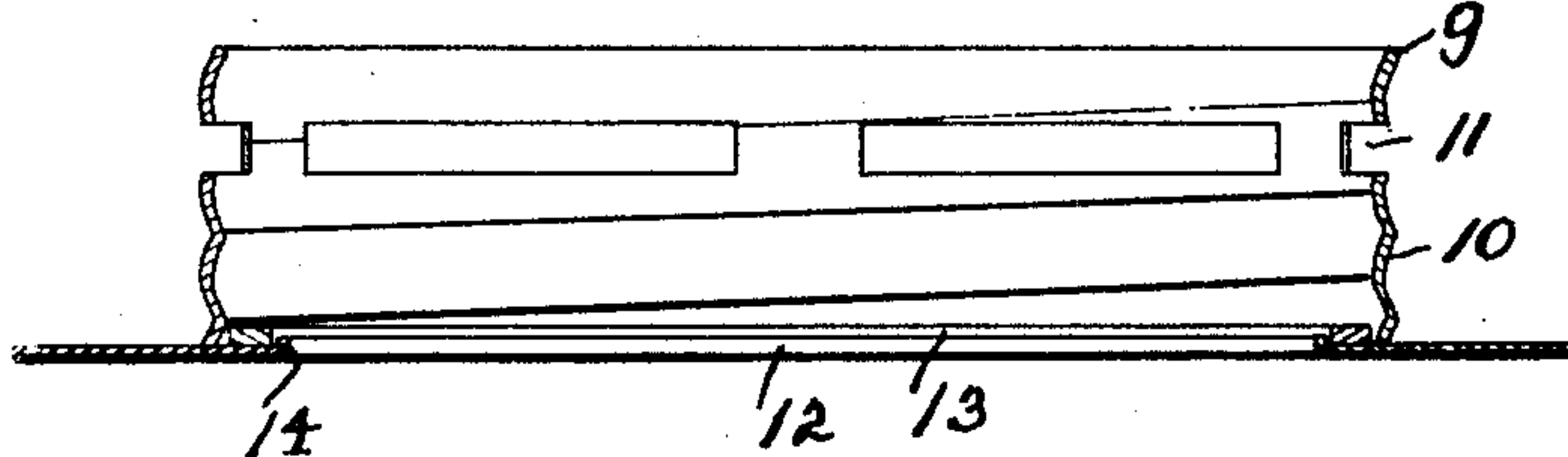


FIG 4

INVENTORS
G. Wayne Barbour
BY *Ramonie Carson*
ATTORNEY

Sept. 4, 1928.

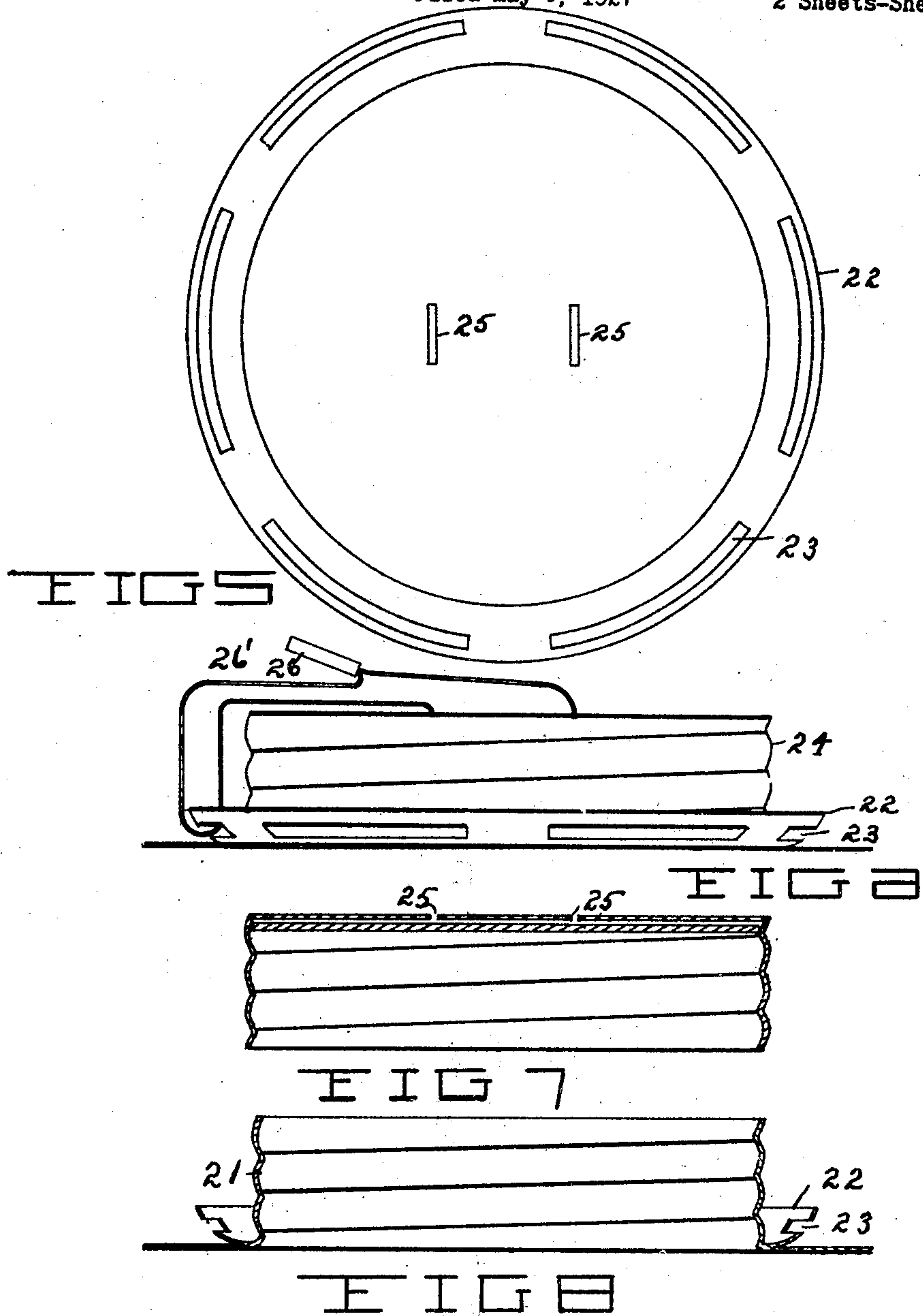
1,683,015

C. W. BARBOUR ET AL

CLOSURE SEAL

Filed May 9, 1927

2 Sheets-Sheet 2



INVENTORS
G. Wayne Barbour
Remond BY *McLernon*

ATTORNEY

UNITED STATES PATENT OFFICE.

CLIFFORD WAYNE BARBOUR AND LAMOINE S. CARSON, OF NORMAN, OKLAHOMA.

CLOSURE SEAL.

Application filed May 9, 1927. Serial No. 190,014.

This invention relates to means for sealing for detection, especially, closures for receptacles, by the use of any proper rupturable sealing means, an instance of which may be the well known car-seal.

In the transmission of materials, substitutions can readily be made by the removal of the cover or closure and detection can not be made until the contents of the receptacle has been inspected.

It is the purpose of this invention to seal the closure to the container, so that the container may be passed in traffic with reasonable safety.

Other objects of the invention will, of course, appear from a further and more complete reading of the following specification, drawing and the claims.

On the sheets of drawings, accompanying and forming a part of this specification,

Figure 1 is a top plan view of a closure with a suitable seal in position;

Figure 2 is an elevational view thereof;

Figure 3 is a sectional view (diametrically taken) of the same, and

Figure 4 is a sectional view of the neck of the container, providing for anti-leaking means;

Figure 5 illustrates a top-plan view of a substitutionary form of sealing and closure;

Figure 6 is a side-elevation view of the same;

Figure 7 is a sectional view diametrically taken showing one form of packing or anti-leaking means, and

Figure 8 is a sectional view, diametrically taken, through the Figure 6 view.

In these views similar characters of reference will indicate similar parts.

Referring to Figures 1, 2, 3 and 4, the neck of the closure designated by 9, is not only screwthreaded at 10, but is provided with radial slots 11. The wall of the portion 9 is sufficiently recedent from the opening 12 of the container, to permit a packing 13 to be seated in place and held thereat by a flange 14 struck up from the body of the container.

Insertable into this screw-threaded neck portion 9 is a complementary screw-threaded element 15 with base 16 to impinge the pack-

ing 13 when the parts are in place, and this element is likewise provided with radial slots 17 and a knurled flange 18, if desired for the purpose of tightening same in place, at will. Thus there is provided a practical, simple, cheap contrivance with anti-leak instrumentalities.

As the part 15 is turned into place in the part 9, the radial slots 11 and 17 respectively, will in whole or in part so register as to permit the passage of a seal-ribbon 19 there-through the ends of which may be sealed as at 20. As stated, this may be the ordinary car-seal, or any suitable seal that may be provided.

In the case of Figures 5, 6, 7 and 8, the neck 21 of the closure is, as before, screw-threaded, terminating preferably in a radial flange 22, which is provided with radial slots 23.

A cap 24 is complementarily screw-threaded to accommodate the threads on the neck 21, and this cap is provided with slots 25 through which is threaded a band 26 and through any one or more of the slots 23 of the flange 22. This band is then sealed together by a suitable seal 26.

It is to now be observed that there is provided a practical method of sealing closure for containers by the use of a suitable sealing means passing through the neck of the container, or through a member in the region thereof, and also through the body of the closure, whether that closure be in the form of a cap or plug or any other formation. Not only so, but in the arrangement, suitable means for packing are provided, whereby an anti-leak is formed in the sealing.

Having thus set forth this invention, we claim:

1. A sealable closure, consisting of the usual upstanding neck of a container, a closure for application to the same, both the wall of the neck and the wall of the closure being provided with elongated slots substantially equidistantly disposed about the walls, a flexible strand passing through the slots of both walls and also through diametrically opposed sets of the slots, and a seal holding the free ends of the seal after passing through said slots.

2. A sealable closure, consisting of the

usual upstanding neck of a container, a closure for application to the same, the wall of said neck being provided with an elongated slot, and the wall of the closure being provided with substantially equidistantly disposed slots, any one of which can register at will with the said slot, a flexible strand passing through the slots of both walls, and a seal

to hold the free ends of the flexible strands after passing through said slots.

In witness whereof we have signed our names this 30 day of April, in the year of our Lord, nineteen hundred and twenty-seven.

C. WAYNE BARBOUR.
LAMOINE S. CARSON.