

Nov. 18, 1924.

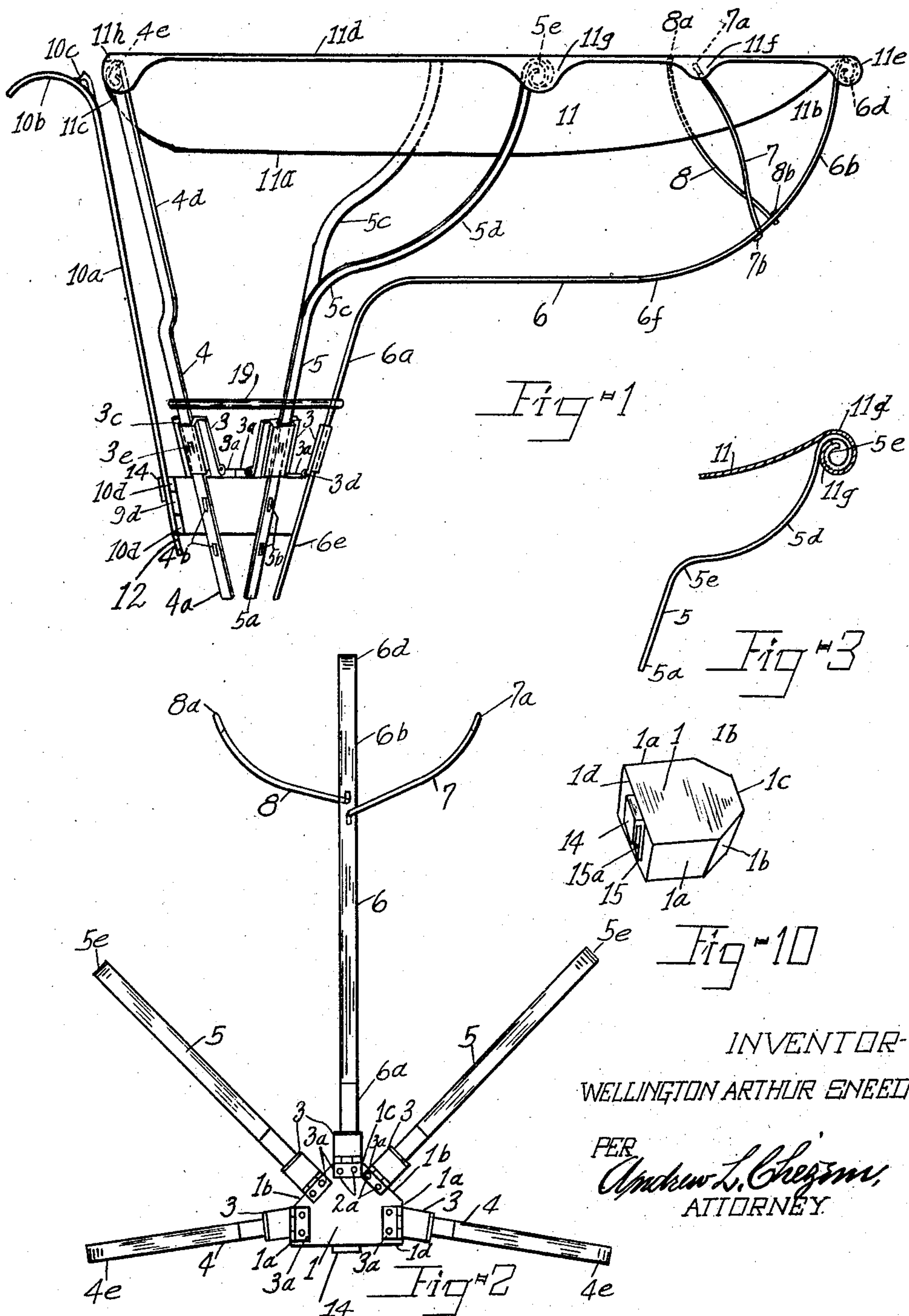
1,516,250

W. A. SNEED

TOWEL APPLICATOR

Filed Oct. 18, 1922

2 Sheets-Sheet 1



INVENTOR
WELLINGTON ARTHUR SNEED

PER
Andrew L. Cheyney
ATTORNEY

Nov. 18, 1924.

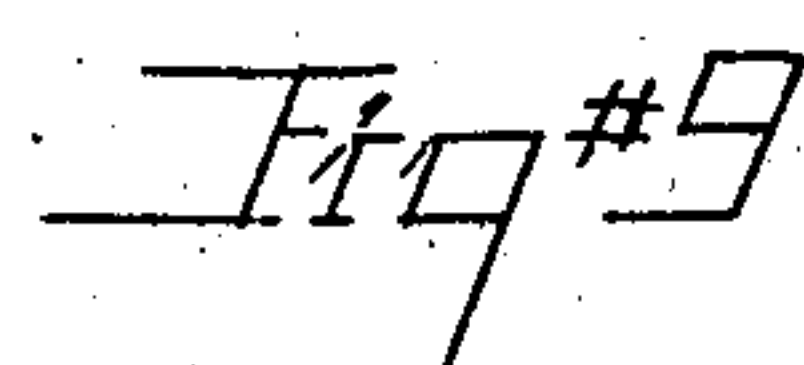
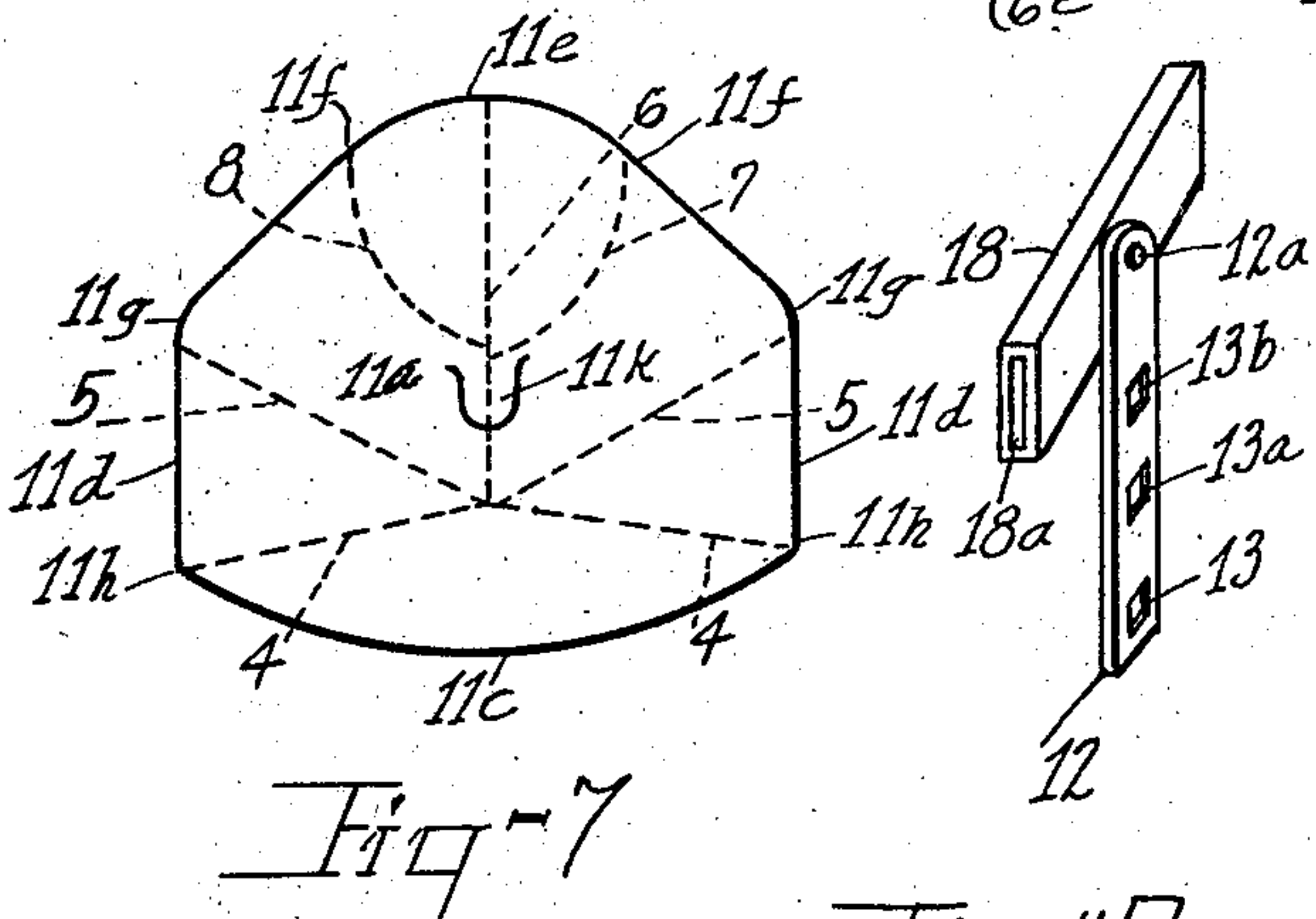
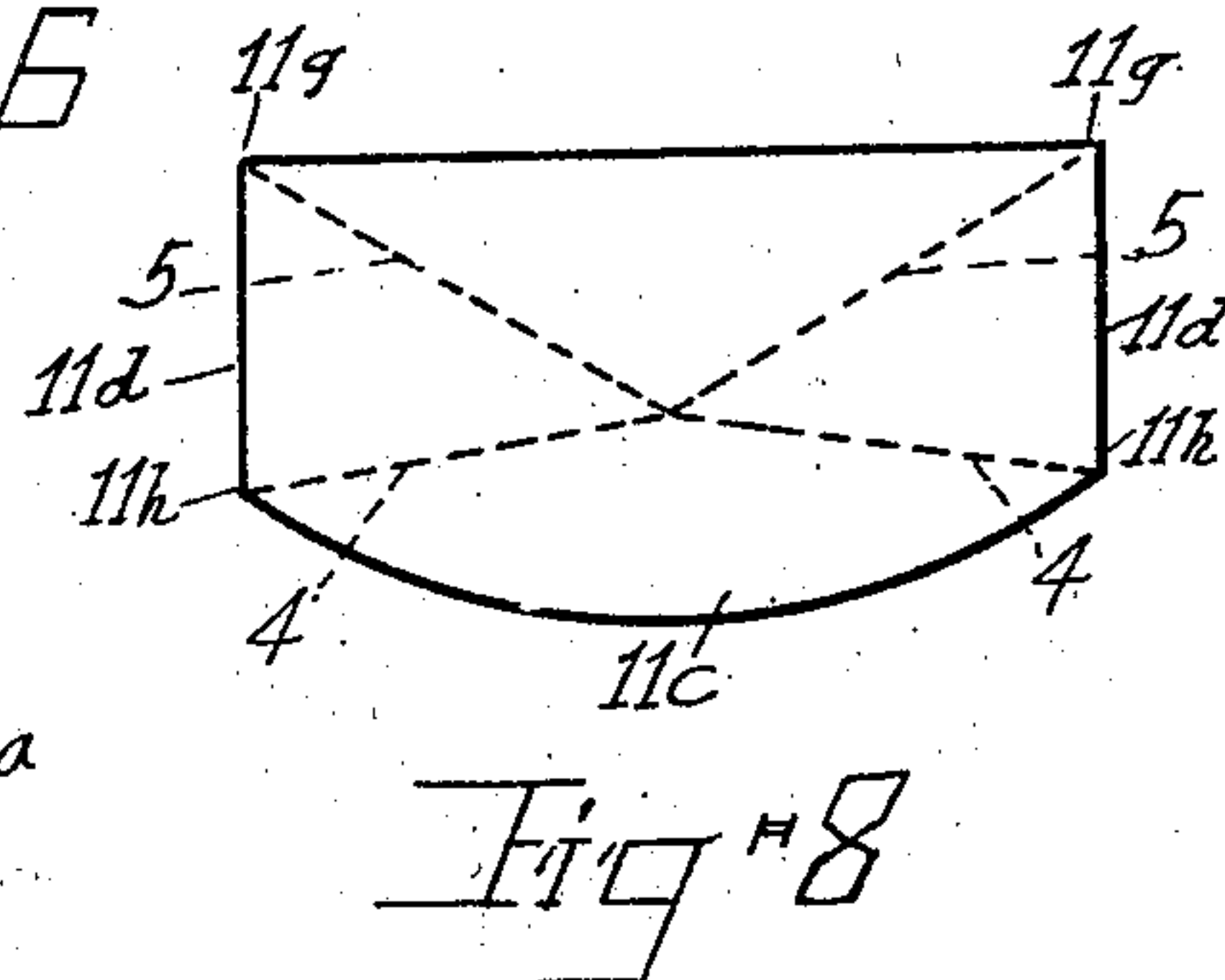
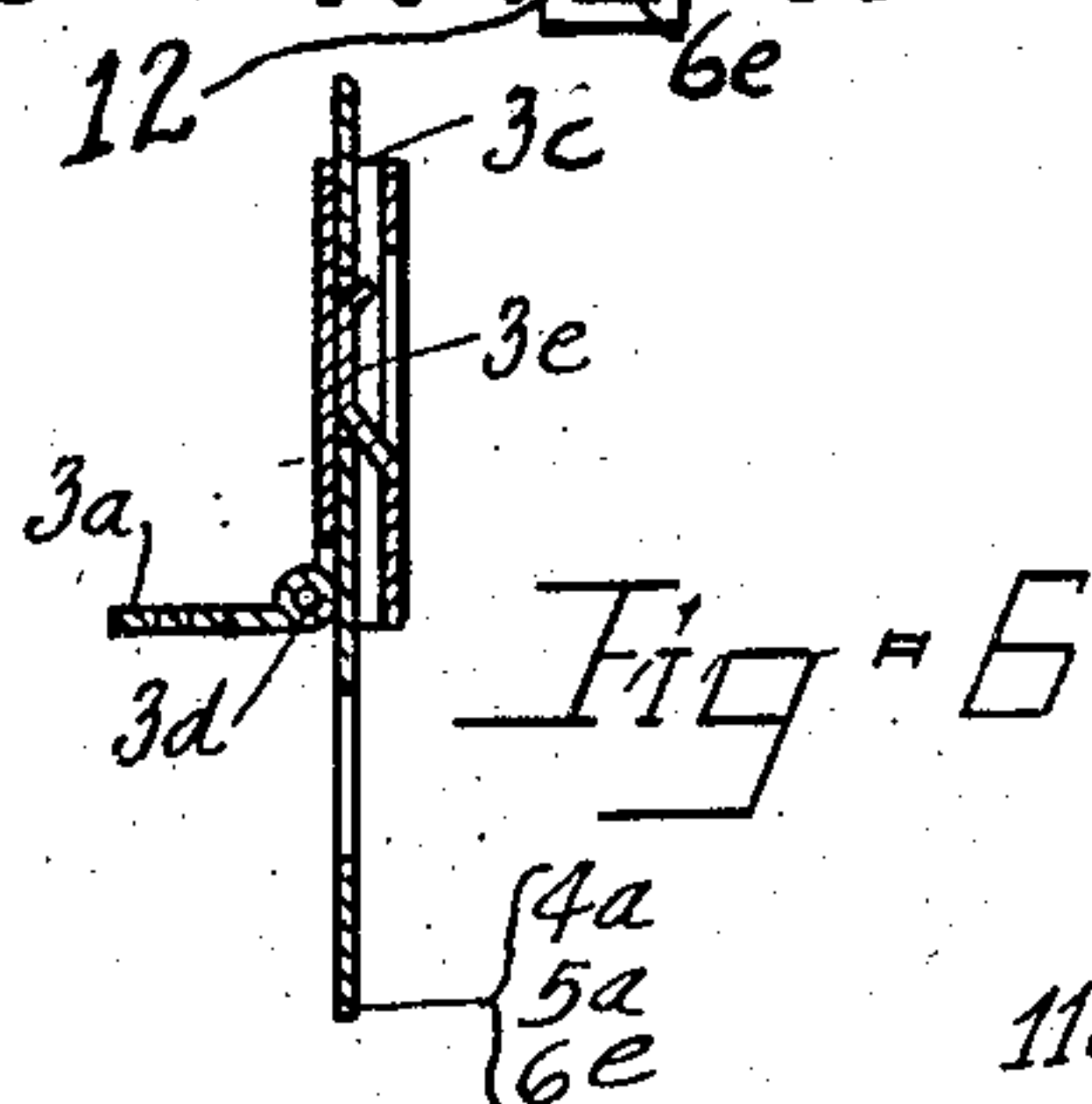
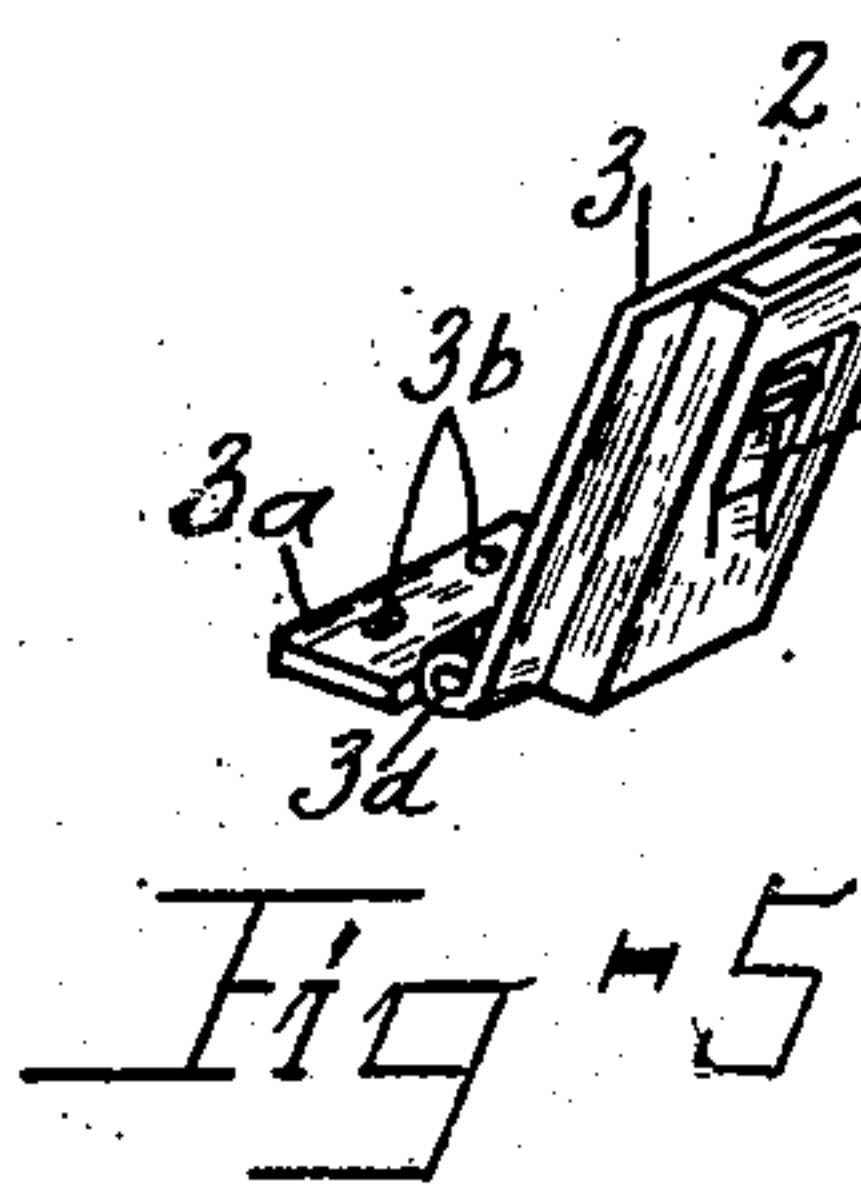
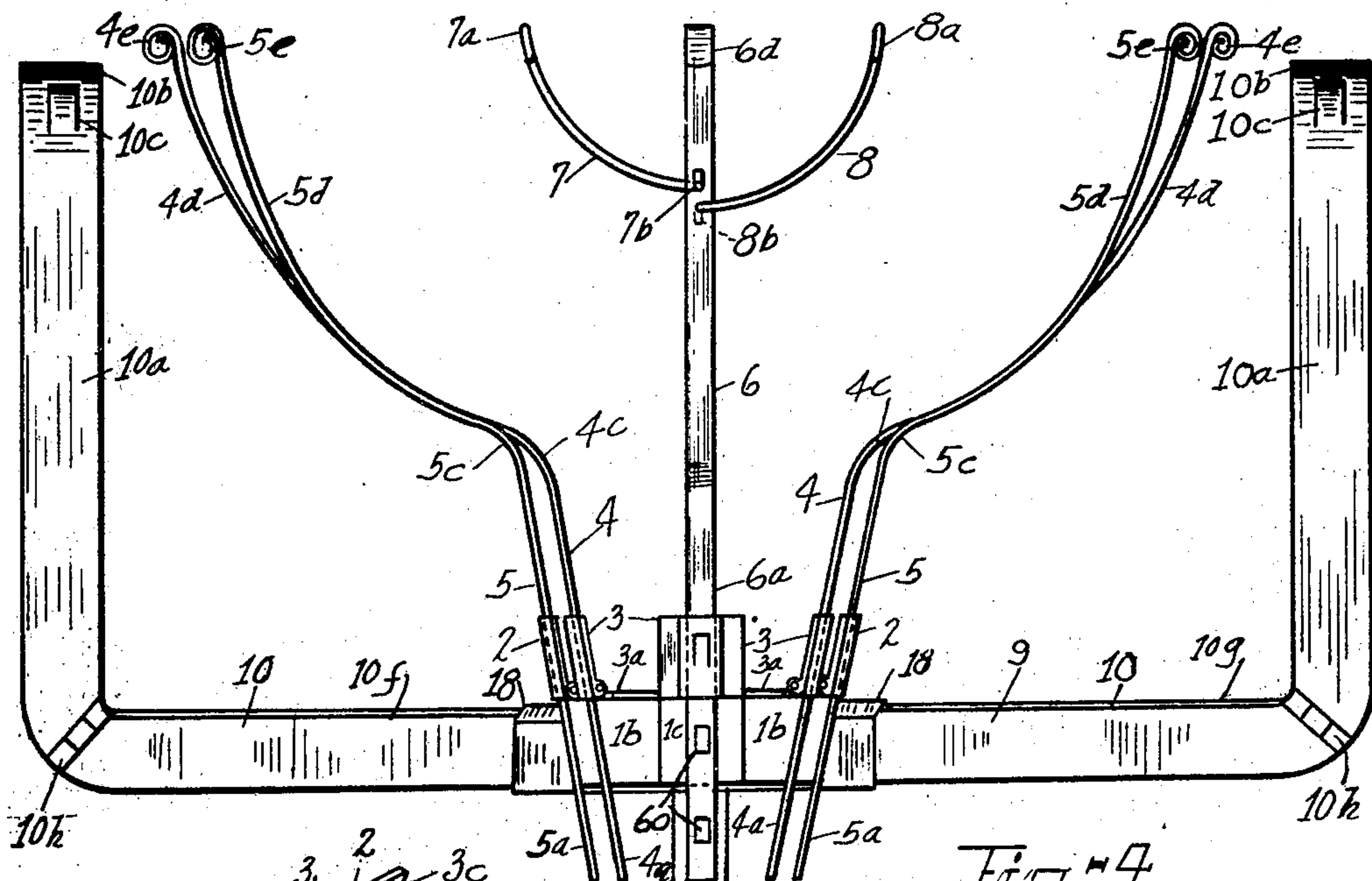
1,516,250

W. A. SNEED

TOWEL APPLICATOR

Filed Oct. 18, 1922

2 Sheets-Sheet 2



INVENTOR-
WELLINGTON ARTHUR SNEED
PER
Andrew L. Cheyette
ATTORNEY

Patented Nov. 18, 1924.

1,516,250

UNITED STATES PATENT OFFICE.

WELLINGTON ARTHUR SNEED, OF DAVENPORT, IOWA.

TOWEL APPLICATOR.

Application filed October 18, 1922. Serial No. 595,219.

To all whom it may concern:

Be it known that I, WELLINGTON ARTHUR SNEED, a citizen of the United States, residing at Davenport, in the county of Scott, in the State of Iowa, have invented a new and useful Towel Applicator, of which the following is a specification.

My invention relates to improvements in which towels and poultices are adjustably applied to the face and various other parts of the body, by brace means, and are in like manner held in place when so applied, and the objects of my invention are,—first—to provide a towel applicator suitable for use without the assistance of a second person; second,—to provide means suitable for adjustably applying and holding in place towels and poultices to various parts of the body and limbs without the constant engagement of the hand or hands or the use of common bandages; third,—to provide means suitable for employing common towels or rags or cloths as well as especially prepared cloths, towels and devices for poulticing; fourth,—to provide means capable of utilizing a part of a single towel or cloth for poulticing and at the same time using other parts of the same cloth as a bib to protect the linen or clothes of the user; fifth,—to provide braces especially adapted to the use of variously sized poultices, towels, and masks and suited to variously sized persons, and when applied to the face of man or woman capable of holding itself in place when applied to persons having longer or shorter necks; sixth,—to provide a device capable of being taken apart and reassembled and adjusted for satisfactory use upon different parts of the head, body and limbs, as necessity may require, either as a tonsorial, hospital, surgical or sick room appliance, for men, women, and children, and capable of being used by barbers and doctors, or in the home by the household.

I attain these objects by the mechanism illustrated in the accompanying drawings, in which:—

Figure 1— is a side view, Fig. 2— is a plan view and Fig. 4— an end view, of the towel applicator. Fig. 3— is a detail view of the adjustable brace, Fig. 5— is a perspective view of the brace adjusting hinge, Fig. 6— is a sectional view of the brace adjusting hinge, Figs. 7 and 8— are respectively plan views of a preferred form of towel unfolded and folded, Fig. 9— is a

plan view of the middle section of the cross bar of shoulder brace of the towel applicator disconnected from the base, disclosing its adjusting strap. Fig. 10— is a top plan view taken at an angle of the base of the towel applicator with the adjusting hinges and braces disconnected disclosing the hook means of connecting the base with the adjusting strap.

Similar numerals refer to similar parts throughout the several views.

The base 1— and shoulder brace 9— constitute the frame work of my invention.

The device is used by hooking the hook 14, of base 1, into some one of the holes 12^a, 13, 13^a, 13^b, of strap hinge 12 of shoulder brace 9, with the hooks 10^b of the shoulder brace over the shoulders of the user with braces 4, 5 and 6 attached to the base 1, so that the face and chin of the user will rest in the basket created by the bend in the braces 4, 5, and 6.

Base 1— is a disk of suitable thickness, composed of any suitable material, having its edges formed into six irregular facets, 1^a, 1^b, 1^c, and 1^d; facet 1^a being broadest, and facets 1^a being of equal width, and narrower than 1^a or 1^b and positioned between facets 1^d and 1^b at the sides of the disk at right angles to facet 1^d, and facets 1^b are wider than facets 1^a and are positioned between facets 1^a and 1^c; facet 1^c is the narrowest facet and is at the point of the disk 1 on the side opposite facet 1^a; all facets except 1^d are arranged to facilitate the action of adjustable hinges 2, which are secured upon said disk within the areas of the facets thereof by pins 2^a or any suitable means, as shown in Fig. 2.

Adjustable hinge 2 is attached to base 1 with its break 3^a arranged so that leaf 3 will turn up farther than down, said hinge being composed of two leaves 3 and 3^a, said leaf 3^a being an ordinary flat leaf provided with holes 3^b for attachment to the upper surface of base 1 above a facet, and leaf 3 has its upper side flat but on its lower or outside it has linearly disposed, secured thereon, a holder 3^c suitable for receiving the lower ends 4^a, 5^a, and 6^a of adjustable braces 4, 5 and 6; and said holder 3^c has provided in its side an inwardly bent, snap-tongue-spring 3^e suited to engage in corresponding square holes 4^b, 5^b, and 6^b provided in the respective ends 4^a, 5^a, and 6^a of the adjustable braces, for the purpose of holding the respective braces in de-

sired positions suitable to the purpose desired to be effected, when said ends are inserted in said hinge brace holders 3^c, as shown in Fig. 6.

Adjustable braces 4 and 4 are alike and may be of any desired number, preferably 2, and adjustable braces 5 and 5 are alike and may be of any desired number preferably 2, and all of said braces are formed of strips of any desired material capable of being bent and retaining their shape, and are of dimensions suitable to have their lower ends inserted in hinge brace holders 3^c, and each has a prolonged inwardly curved offset portion 4^d on brace 4 and 5^d on brace 5 positioned beginning about one-third of the distance from their lower ends at point 4^c on brace 4 and point 5^c on brace 5; the curved offset 4^d in adjustable braces 4 being less pronounced and more flaring than that of 5^d in braces 5 as shown in Fig. 4, the object being to form a towel basket, as shown in Fig. 1 and are arranged on either side of base 1; the braces 4—being positioned forward of braces 5. These are interchangeable as conditions vary.

Adjustable brace 6— is likewise formed of a strip of similar dimensions and material to braces 4 and 5, for a similar purpose, and is provided with a similar inwardly curved offset 6^f, but more pronounced, extending from a point 6^a, positioned about one-fourth of the distance from the lower end of brace 6.

The length of the curved parts 4^d, 5^d and 6^f of said braces serve to form the oval shaped basket necessary in fitting the towel applicator to the face.

The upper ends of braces 4, 5 and 6 and of sub-braces 7 and 8 are outwardly curled into end-enclosed rings 4^e, 5^e and 6^a, 7^a and 8^a, the said rings being large enough, and the brace tip turned into the ring far enough away from the body of the brace of which the same is a part, that a towel or cloth hooked into it will not slip out when the applicator is upset or folded, with the towel outside, for wringing or other purposes, without its disengagement.

Adjustable brace 6 has a pair of holes 7^b and 8^b placed in proximity to each other, and positioned approximately one-third of the length of curve 6^f from its top end, from which point the curve becomes inwardly and upwardly abrupt 6^b, in which holes 7^b and 8^b is securely hooked a pair of sub-braces 7 and 8 radiating from either side of brace 6, each of which sub-braces 7 and 8 is slightly longer than the portion 6^b of brace 6, and which likewise curves inwardly and upwardly for the purpose of securing the edge of the towel in oval position.

Shoulder brace 9 is a strap yoke capable of telescoping by the insertion of the cross bar ends 10^f and 10^g, into hole 18^a from and in the middle section 18 of cross bar 10 in order to fit persons of different sizes and suit-

ed to support the basket 11 formed on base 1. The portions 10^g and 10^f of cross bar 10 connect by hinge means 10^h to the vertical hook straps 10^a, which hooks straps 10^a are suited to hang upon the shoulders of an ordinary person, and have upon their upper front sides pin hooks 10^c suited to engage a towel end or bib for the protection of the user when using wet and leaky poultices, massages, cloths or towels, or the wet end of a towel in the basket. The portion 18 has loosely suspended from its middle by rivet 12^a, a strap hanger 12, having holes 13, 13^a, 13^b, each suited to receive the connecting hook 14 of base 1, when desiring to fixedly suspend the applicator upon the face and body of a user, leaving their hands free for use, during the process. It is obvious that by means of the hinges 10^h and the telescoping device formed of parts 10^f, 10^g and 18 and loosely suspended strap hanger 12, the shoulder brace 9 may be folded neatly when not in use, and the towel applicator may be made to fit persons of any size or length of neck.

When it is desired to disengage the towels from adjustable braces 4, 5 and 6 and sub-braces 7 and 8, in order to hold them from falling apart, or in case of the use of a one side poultice or massage only when the other side brace would be needed for bracing, I employ a rubber band 19 around their lower ends, as shown in Fig. 1, to hold them together, and I also use this in packing, but for this I have prepared an especial basket towel 11^a constructed of any suitable material and of form conforming to the radius of the curled points 4^e, 5^e, 6^a, 7^a and 8^a of braces 4, 5 and 6 and sub-braces 7 and 8 when raised to an approximate angle from base 1 of forty-five degrees, which basket towel has a nose hole 11^k provided therein—the points of contact with said curled points are 11^h with 4^e, 11^g with 5^e, 11^e with 6^a, 11^f with 7^a and 8^a, and parts 11^c and 11^d are provided as necessary extensions in ton-sorial use.

I claim:—

1. In towel applicator having a base member, multiple adjustable braces secured upon said base member in such manner as to form a basket; brace adjustable spring holding hinges secured upon said base member suitable for securing said adjustable braces to said base member; adjustable shoulder brace means attached to said base member by hook and adjustable strap means suitable for facilitating the adjustment of and holding the said towel applicator in position for use; curled end means provided in the ends of said adjustable braces and in the ends of sub-braces suitable for securing upon said towel applicator, a towel, cloth or poultice, all for the purposes specified.

2. In a towel applicator, a disk base mem-

ber having multiple facets of different dimensions, hinge means and adjustable brace members securable upon said disk base member, a shoulder strap member, hook means on one of said facets, and hanger means having holes for engaging said hook means to removably secure said shoulder straps means to said disk base member.

3. In a towel applicator a disc base member, a shoulder brace member suitable for conjunctive use therewith, said shoulder brace member composed of a divisible telescoping bar portion, which telescoping bar portion is composed of two end portions and a middle portion, said end portions each having hingedly connected at one of their ends a hook shoulder strap portion capable of being folded upon said end portion, said shoulder strap portions being each provided near one of their extremities with pin hook means suitable for engaging a bib, said middle portion having each of its ends formed hollow suitable for telescoping the end of one said shoulder strap portions therein, said middle portion of said telescoping bar also having loosely secured thereto an adjustable strap hanger, said adjustable strap hanger having therein multiple holes suitable for removably attaching thereto said disc base member.

4. In a towel applicator, a disc base member provided with a leaf hinge, one leaf of said hinge being suitable for attachment to said disc base member, the other of said leaves of said hinge being suitable for securing to said base member a suitable brace member, said leaf having provided on its back, keeper means suitable for receiving therein the end of said adjustable brace member, said keeper means being suitably provided with stop spring means suitable for engagement in holes provided in the end of said adjustable brace member, capable of adjustably securing the end of said adjustable brace member in position within said keeper means, the hole capable of permitting said adjustable brace, when inserted in the said keeper of said leaf of said hinged brace holding member to be adjusted at different angles.

5. In a towel applicator, a disc member formed with multiple facets upon its edge and a shoulder strap member, a cross bar secured to said shoulder strap member provided with adjustable hanger strap means, loosely secured thereto, said hanger strap means having multiple adjusting holes; hook means secured upon one of the said facets of said disc member capable of engagement in the said adjustable hole means provided in the said hanger strap means of the said cross bar of the said shoulder strap member.

6. In a towel applicator of the class described; an adjustable brace member, the

lower end of said adjustable brace member being formed suitable for engagement in holder means provided on the back of adjustable hinge members, said lower end of said adjustable brace member also having multiple holes therein, suitable for engagement with spring engaging means provided in said holder means provided on the back of said adjustable hinge means, said brace member having its upper extremity suitably curled into a holding clamp suitable for engaging and holding a cloth, said curled holding clamp being directioned reversely to the curve of said brace member, said adjustable brace member having suitably spaced therein an off-set, outwardly directioned in such manner as to form of the remaining portion of said brace member an inward and upward curve, suitable to co-operate with other similar brace members, likewise suitably curved, in such manner as to form a basket, said adjustable brace member being capable of adjustment by said hinge leaf, said adjustable brace member being also capable of other adjustment in said hinge leaf, all for the purposes specified.

7. In a towel applicator of the class described; an adjustable brace member the lower end of said adjustable brace member being formed suitable for engagement in keeper means provided on the back of a leaf of adjustable hinge member, said end of said adjustable brace member also having multiple holes adjacently provided therein suitable for engagement with spring engaging means provided in said keeper means provided on the back of said adjustable hinge means, said brace member having its upper extremity suitably curled into a holding clamp suitable for engaging and holding a cloth, said curled holding clamp being directioned reversely to the curve of said brace member; said adjustable brace member having suitably spaced therein an off-set, outwardly directioned in such manner as to form of the remaining portion of said brace member a prolonged right angular portion a suitable part of its brace member, said remaining length, having a pronounced inward and upward curve suitably proportioned in its upper end, suitable to co-operate with other curved brace members provided upon said base member in forming a basket, said adjustable brace member being provided at the point of conjunction of the prolonged right angular portion and the terminating pronounced inward and upward curve with a pair of sub-braces, secured thereto by hole means provided in said adjustable brace adjacent each other, each of said sub-braces having curled clamps on their extremities, their bodies being curved corresponding to the curve of the terminating inward and upward curve of said adjustable brace member, but suitable longer

than said terminating end portion, all for the purposes specified.

8. In a towel applicator, having adjustable hinge means operatively attached to a base member, a brace member adjustably attached to said base member, said adjustable brace member having provided upon its extremity curled cloth holding clamp, said adjustable brace member being hinged to said base member, in such manner as to be capable of being adjusted into oval basket form; a cloth of imperfect elliptical form

suited for engagement upon the said holding means provided upon the extremities of said adjustable brace members, in such manner as to hold said brace members in shape suited to be conformably fitted to a human face, said towel having therein suitably positioned, a nasal breathing hole, as and for the purposes specified. 15 20

Done at Davenport, in the county of Scott and State of Iowa, this 16th day of October, A. D. 1922.

WELLINGTON ARTHUR SNEED.