

Nov. 18, 1924.

M. D. LINDON

POWDER PUFF

Filed June 26, 1924

1,515,812

Fig. 1.

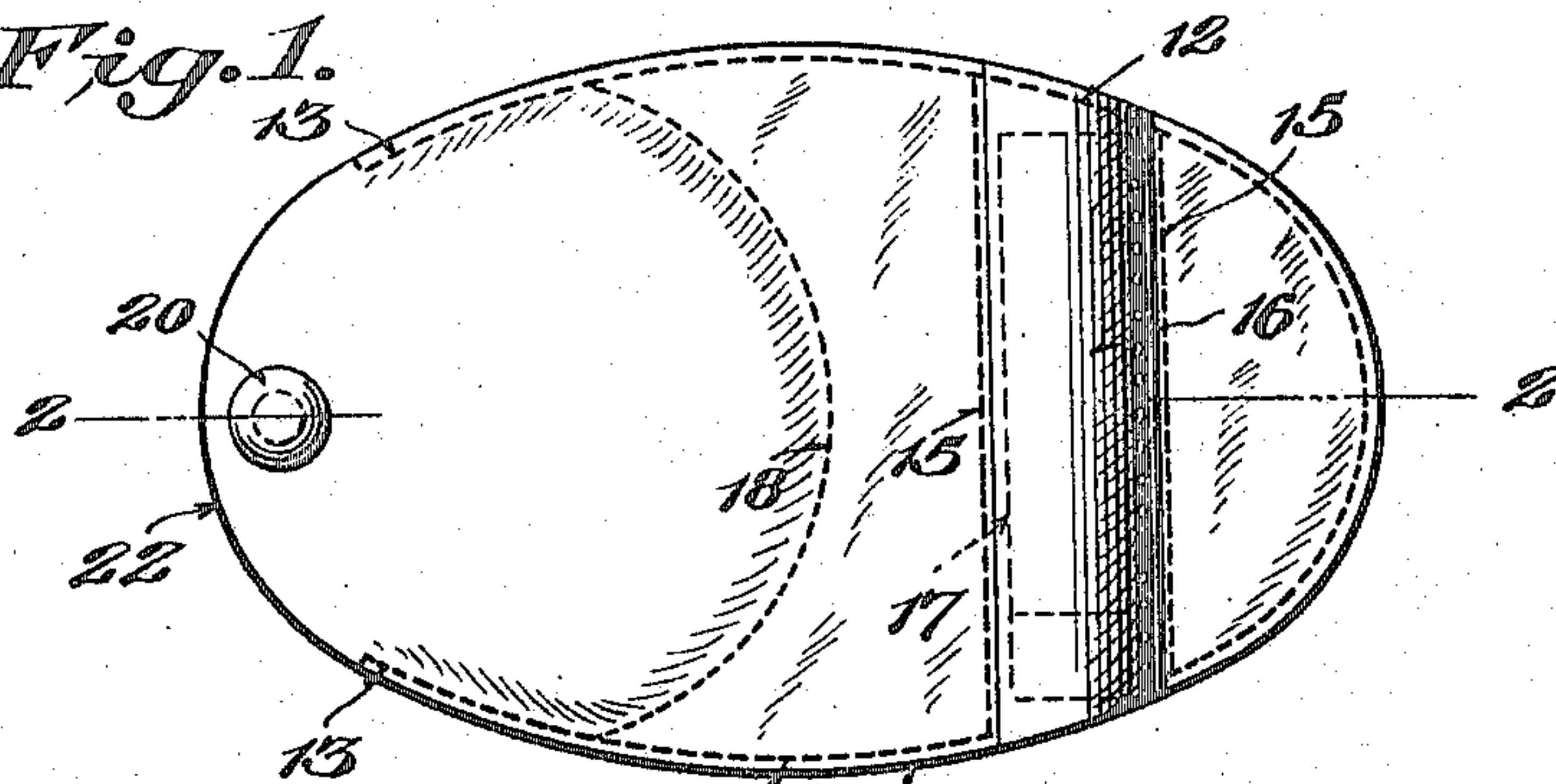


Fig. 2.

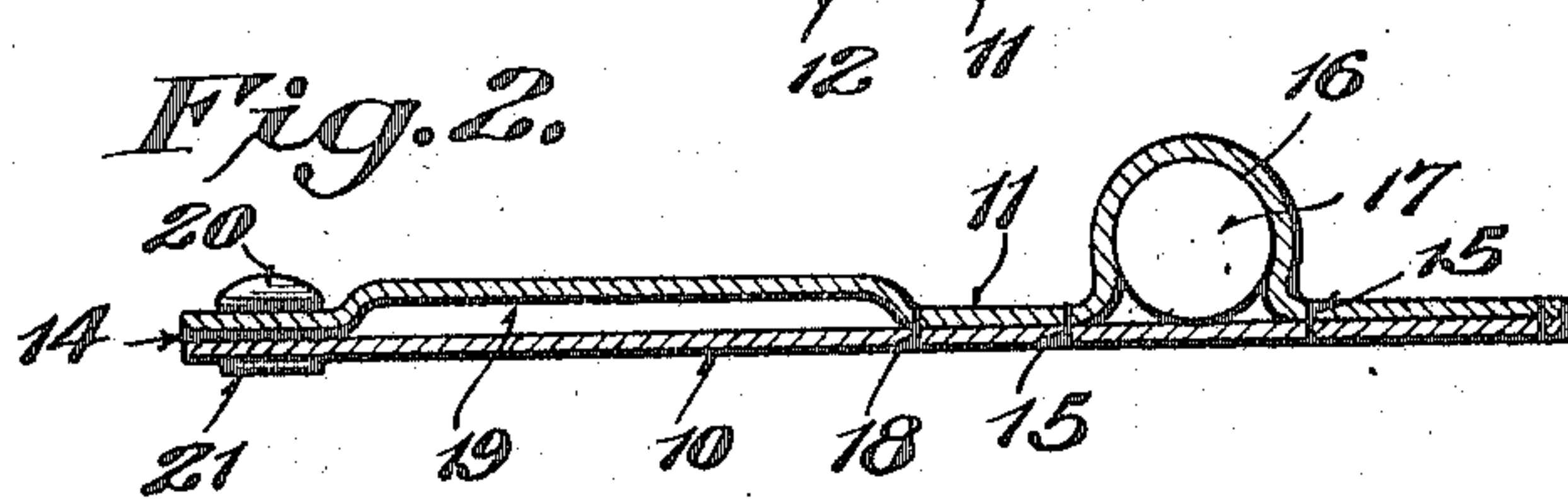


Fig. 3.

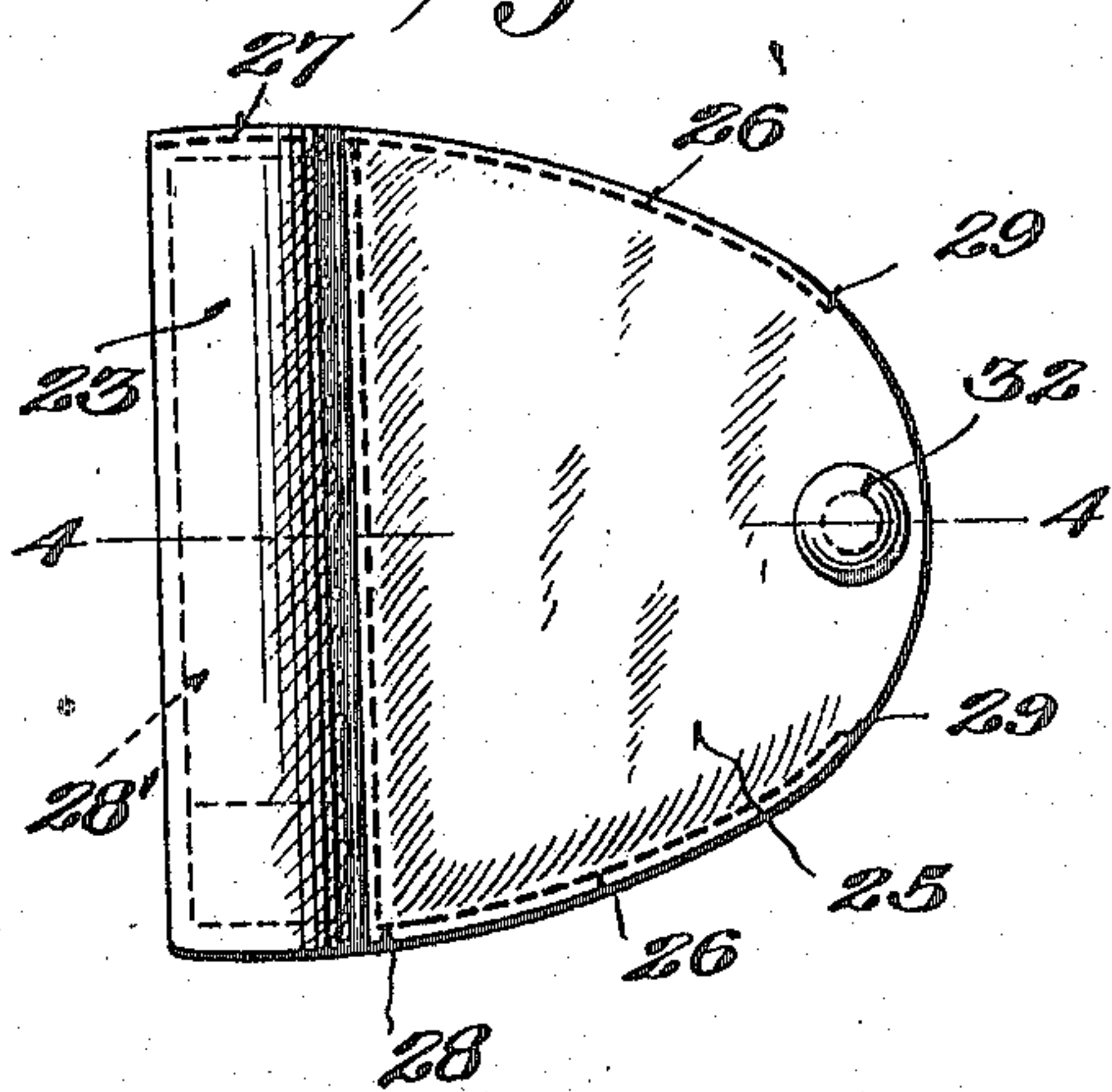


Fig. 4.

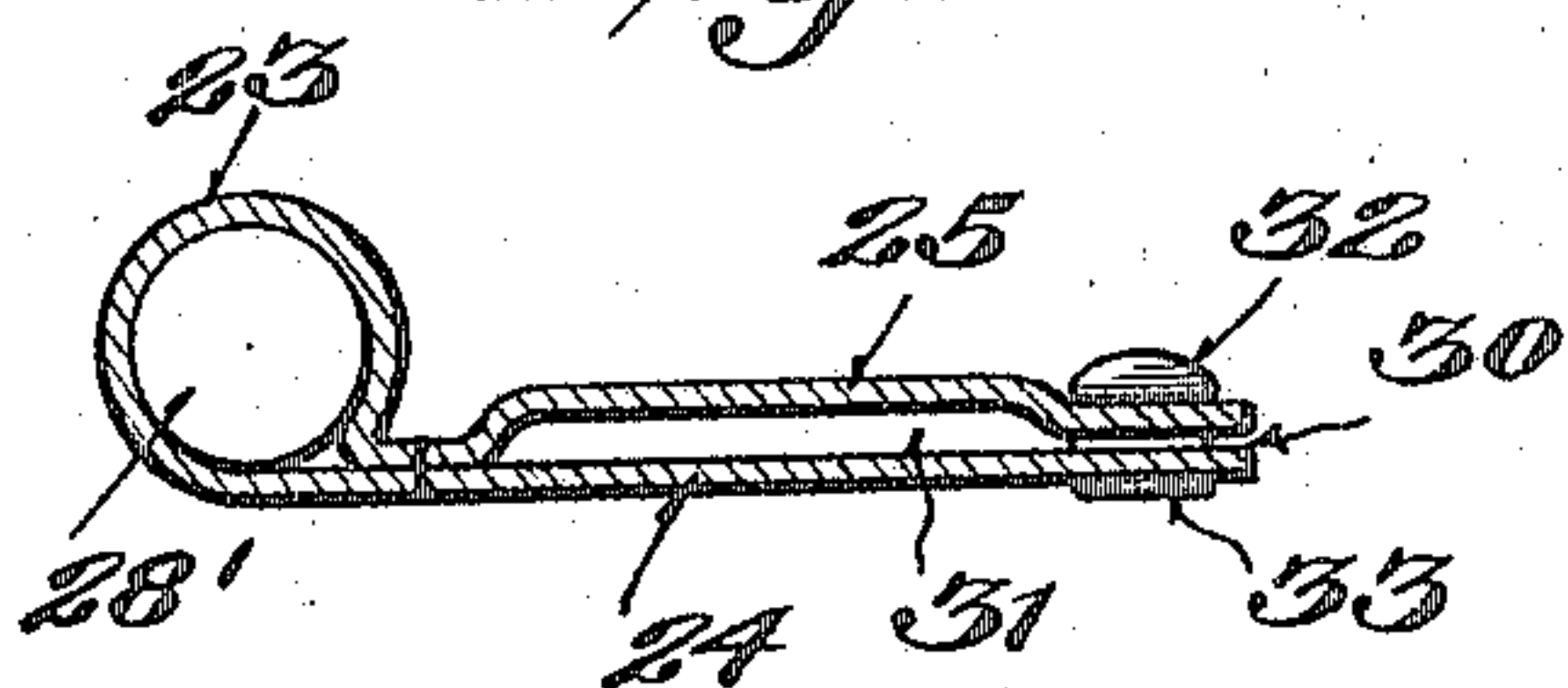


Fig. 5.

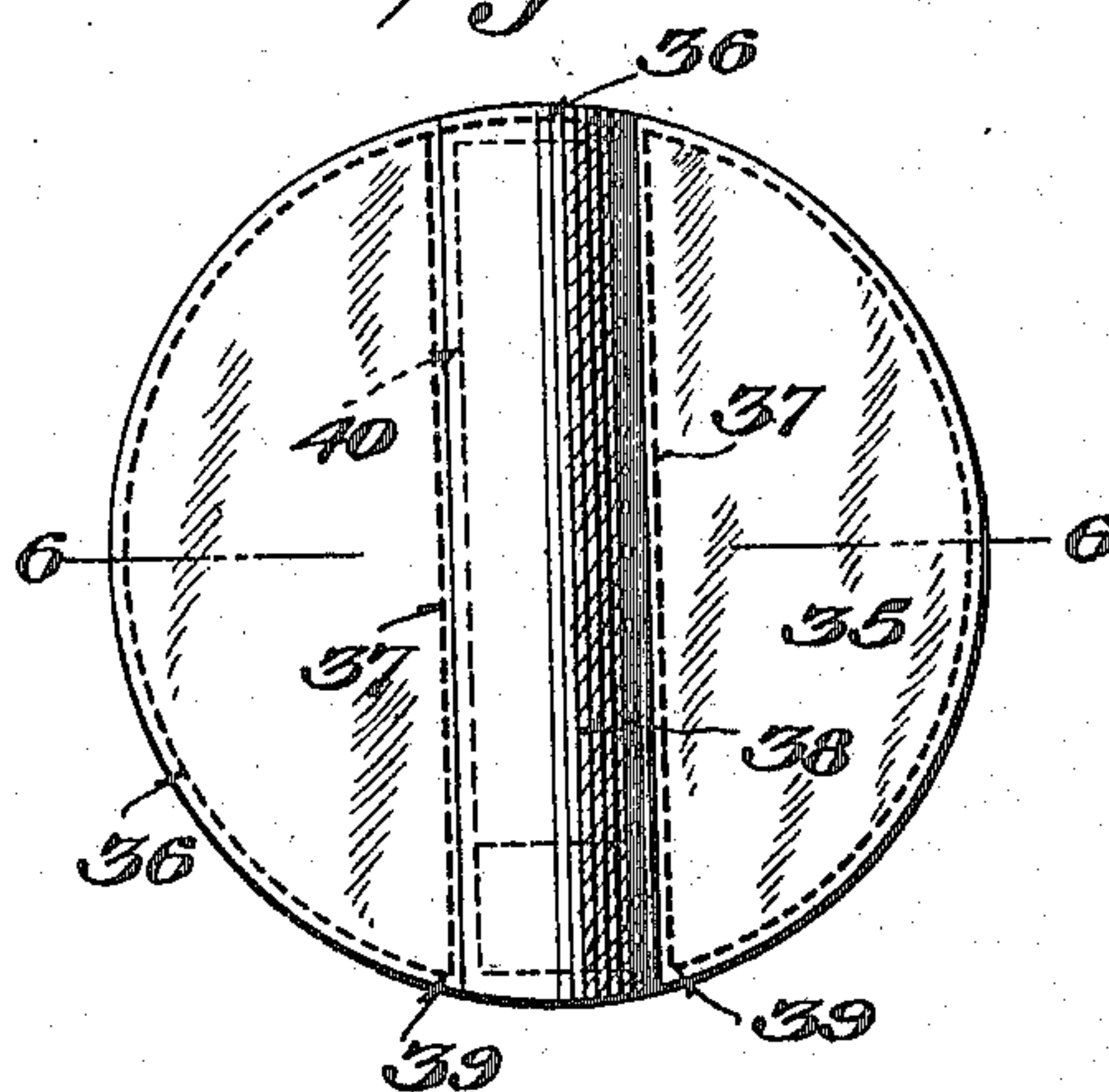
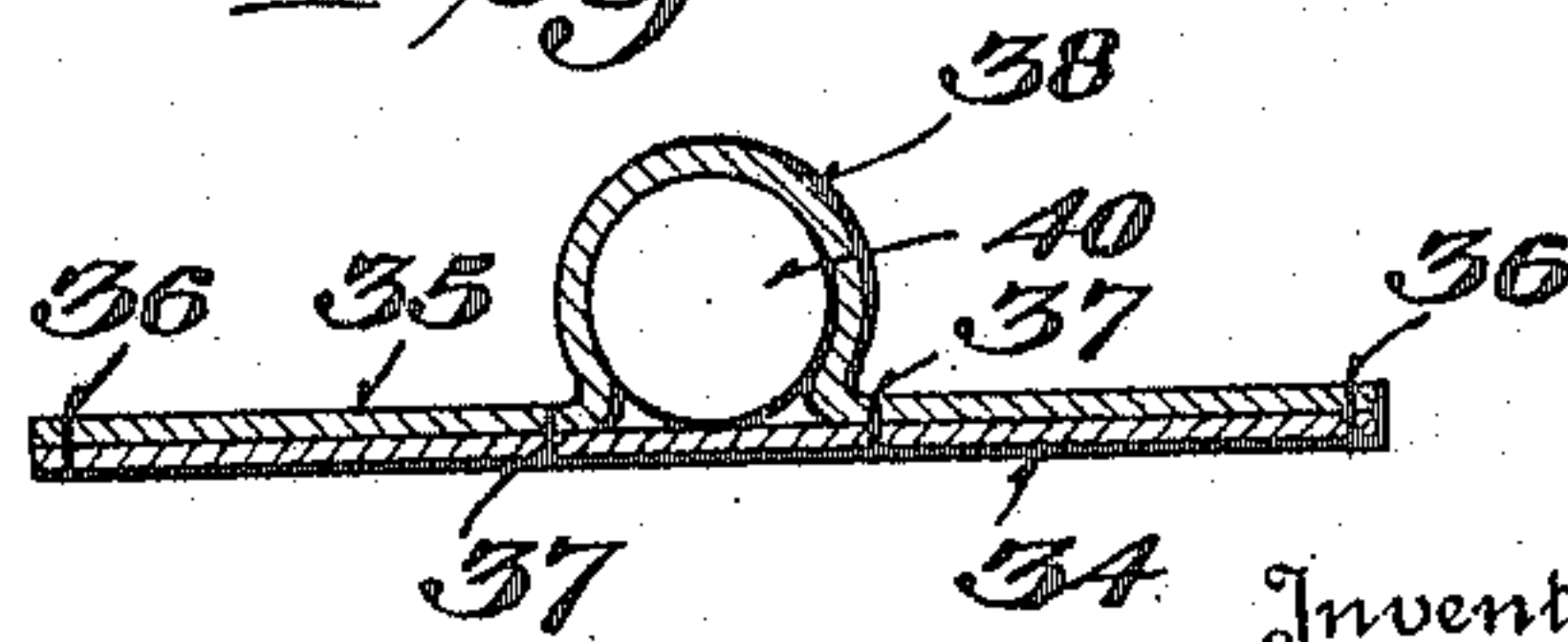


Fig. 6.



Inventor
Marjorie D. Lindon,

By B. D. Muburn

Attorney

Patented Nov. 18, 1924.

1,515,812

UNITED STATES PATENT OFFICE.

MARJORIE D. LINDON, OF NEW YORK, N. Y.

POWDER PUFF.

Application filed June 26, 1924. Serial No. 722,603.

To all whom it may concern:

Be it known that I, MARJORIE D. LINDON, a citizen of the United States, residing at New York city, in the county of New York and State of New York, have invented certain new and useful Improvements in Powder Puffs, of which the following is a specification.

My invention relates to improvements in powder puffs.

An important object of the invention is to provide a powder puff, with a pocket, for the reception of a rigid article, such as a container for a lip stick, perfume, or the like, which container, when in the pocket will stiffen the puff and also serve as a rigid handle, for use in the convenient manipulation of the puff.

A further object of the invention is to equip a powder puff with a pocket adapted for the reception of money or the like.

Other objects and advantages of the invention will be apparent during the course of the following description.

In the accompanying drawings forming a part of this specification, and in which like numerals are employed to designate like parts throughout the same,

Figure 1 is a plan view of a powder puff embodying my invention,

Figure 2 is a longitudinal section taken on line 2—2 of Figure 1,

Figure 3 is a plan view of a puff embodying a second form of my invention,

Figure 4 is a longitudinal section taken on line 4—4 of Figure 3,

Figure 5 is a plan view of a puff embodying a third form of my invention, and

Figure 6 is a longitudinal section taken on line 6—6 of Figure 5.

Attention being called first to Figures 1 and 2, the puff is shown as embodying a lower flexible sheet 10, which may be formed of any suitable material, such as a lamb's wool fabric, velour, chamois or the like. Arranged upon the lower sheet 10 is a coacting upper sheet 11, which may be formed of similar material. This upper sheet is stitched to the lower sheet, along the marginal edges of the same, as indicated at 12. This stitching continues throughout the marginal edges and terminates at 13, leaving an opening 14. The sheets 10 and 11 are also stitched transversely, along spaced transverse lines 15, providing a transverse pocket 16, which projects above the upper sheet 11.

This transverse pocket has its rear end closed by means of the stitching 12, while the stitching 12 is omitted at the opposite end of the pocket 16, which opposite end is left open.

A container 17, which is preferably rigid, and which may hold a lip stick, perfume, or the like, is adapted for insertion through the open end of the pocket, and when inserted therein, distends the pocket. The pocket therefore extends above the upper sheet, for a substantial distance, and serves as a means to stiffen the puff transversely, and also as a rigid handle by which the puff may be conveniently manipulated.

The sheets 10 and 11 are also stitched together, along a curved line 18, affording a longitudinal pocket 19, for the reception of money or the like. The side walls of this pocket carry coacting elements 20 and 21, of the ordinary stud and socket catch, whereby the open end 14 of the pocket may be locked in the closed position.

In Figures 3 and 4 I have illustrated a modification of the invention. The puff may be formed from a single sheet of flexible material, of the character stated, which may be folded upon itself between its ends, providing a transverse pocket 23, and lower and upper sheets 24 and 25. The sheets 24 and 25 are stitched together along their marginal edges, as indicated at 26, this stitching continuing across one end of the pocket 23, as indicated at 27, but terminating at 28, whereby the opposite end of the pocket is open. The container 28, holding the lip stick, perfume or the like, is inserted into this pocket through the open end thereof. The stitching 26 terminates at 29, forming an opening 30 leading into a pocket 31, for the reception of money or the like. The elements 32 and 33 of a stud and socket catch are secured to the free ends of the side walls of the pocket, and serve to close the opening 30 of the pocket. In this form of the device, when the container 28' is within the pocket 23, the pocket is held distended and rigid, and projecting above the puff, may function as a rigid handle, for its convenient manipulation.

In Figures 5 and 6 I have shown a puff which is circular and embodies a lower sheet 34 of flexible material, of the character above stated, and an upper sheet 35, these sheets being stitched together, upon lines 36. The sheets are further stitched together by transverse lines 37, which produce an upwardly

bulging transverse pocket 38. One end of this pocket is closed by the stitching 36, extending across the same, while this stitching terminates at 39, forming the open end of the pocket 38. A rigid container 40 is inserted into this pocket through its open end, and serves to hold the pocket distended and rigid, and projecting above the puff, functions as a rigid handle for the convenient manipulation of the puff.

In each form of puff, the powder is applied to the lower sheet or face 10 and is applied to the face in the usual manner, the operator preferably engaging the distended pocket, as a handle.

It is to be understood that the forms of my invention herewith shown and described are to be taken as preferred examples of the same, and that various changes in the shape, size, and arrangements of parts, may be resorted to, without departing from the spirit of my invention, or the scope of the subjoined claims.

Having thus described my invention, what I claim is:

1. A toilet kit comprising a generally flat flexible body portion having its lower face serving as a powder applying surface, a pocket carried by the body portion and projecting above the same with the major portion of the transverse dimension of the pocket arranged wholly above the upper

surface of said body portion, and a rigid container for a lip stick or the like inserted within said pocket and serving to substantially fill the same and impart to the pocket a shape in cross section corresponding to the shape of said container, the major portion of the cross sectional area of the container being positioned wholly above the upper surface of the body portion whereby the filled pocket may be conveniently grasped as a handle in the manipulation of the device.

2. A toilet kit comprising a generally flat flexible body portion having its lower face serving as a powder applying surface, a pocket carried by the body portion and projecting above the same with the major portion of its transverse dimension arranged wholly above the upper surface of said body portion, and a rigid lip stick container inserted within the pocket and serving to substantially fill the same and impart to the pocket a shape in cross section corresponding to the shape of said container, said container having its lower portion tapering downwardly in cross section with the major portion of such lower tapered portion arranged wholly above the upper surface of the body portion whereby the filled pocket may be conveniently grasped by the fingers.

In testimony whereof I affix my signature.

MARJORIE D. LINDON.