

June 19, 1923.

1,459,687

J. PACH

BUCKLE

Filed Nov. 23, 1922

FIG. 1.

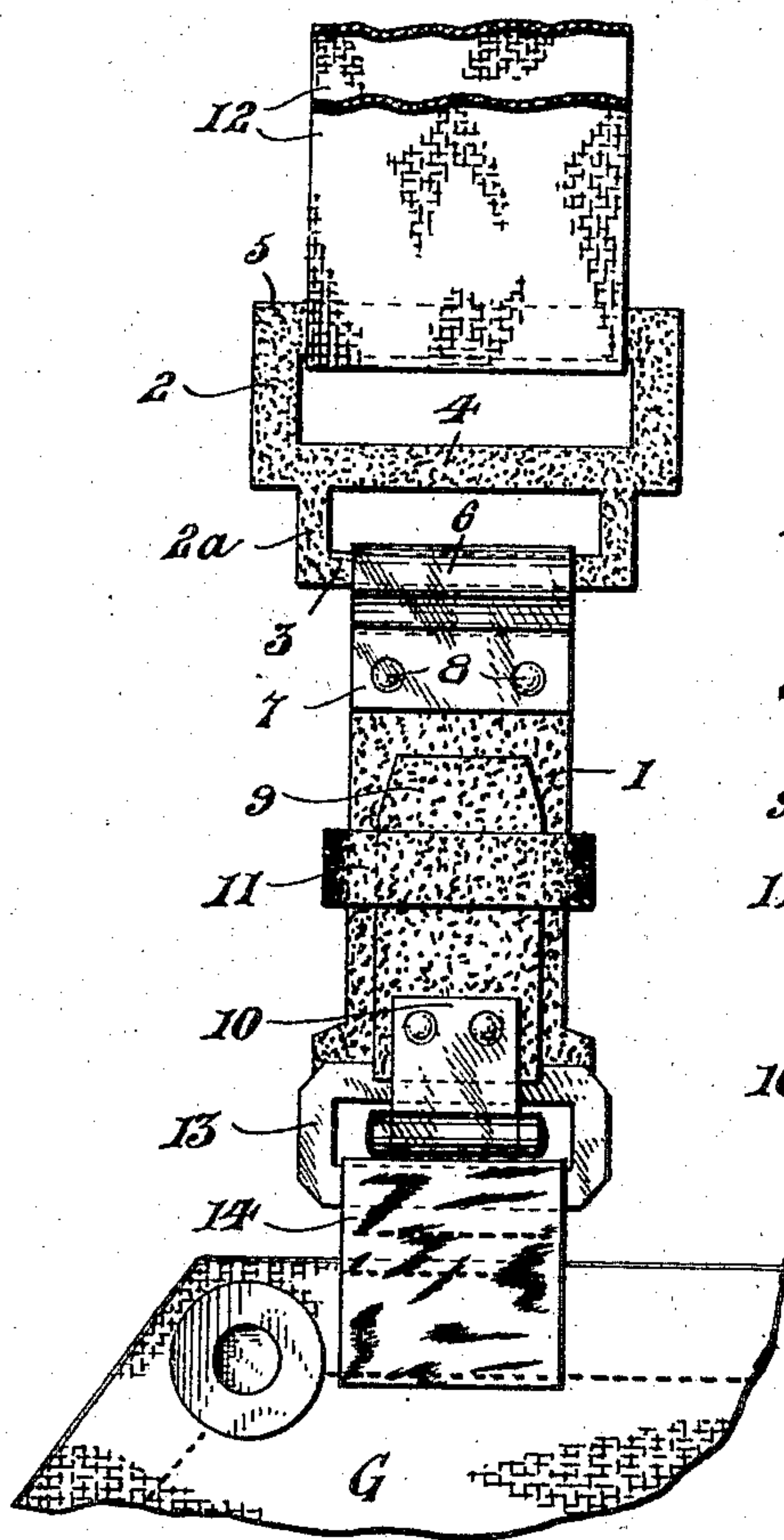


FIG. 2.

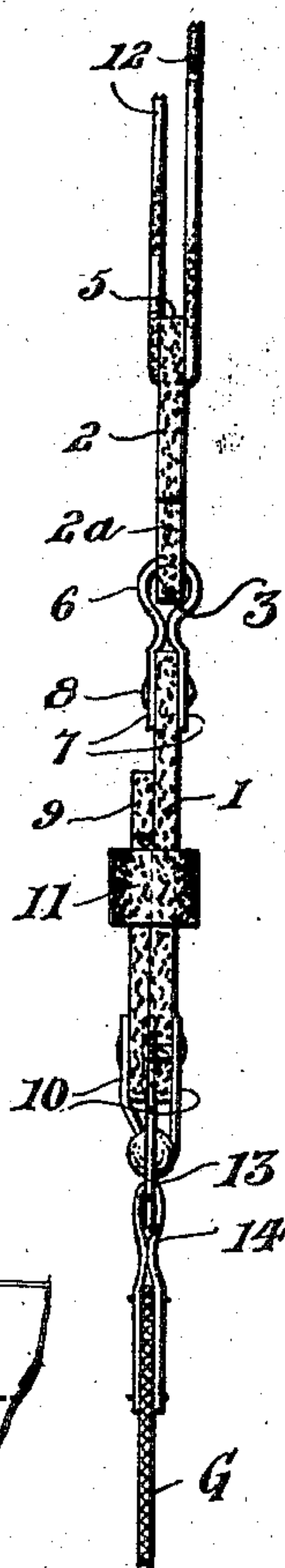


FIG. 3.

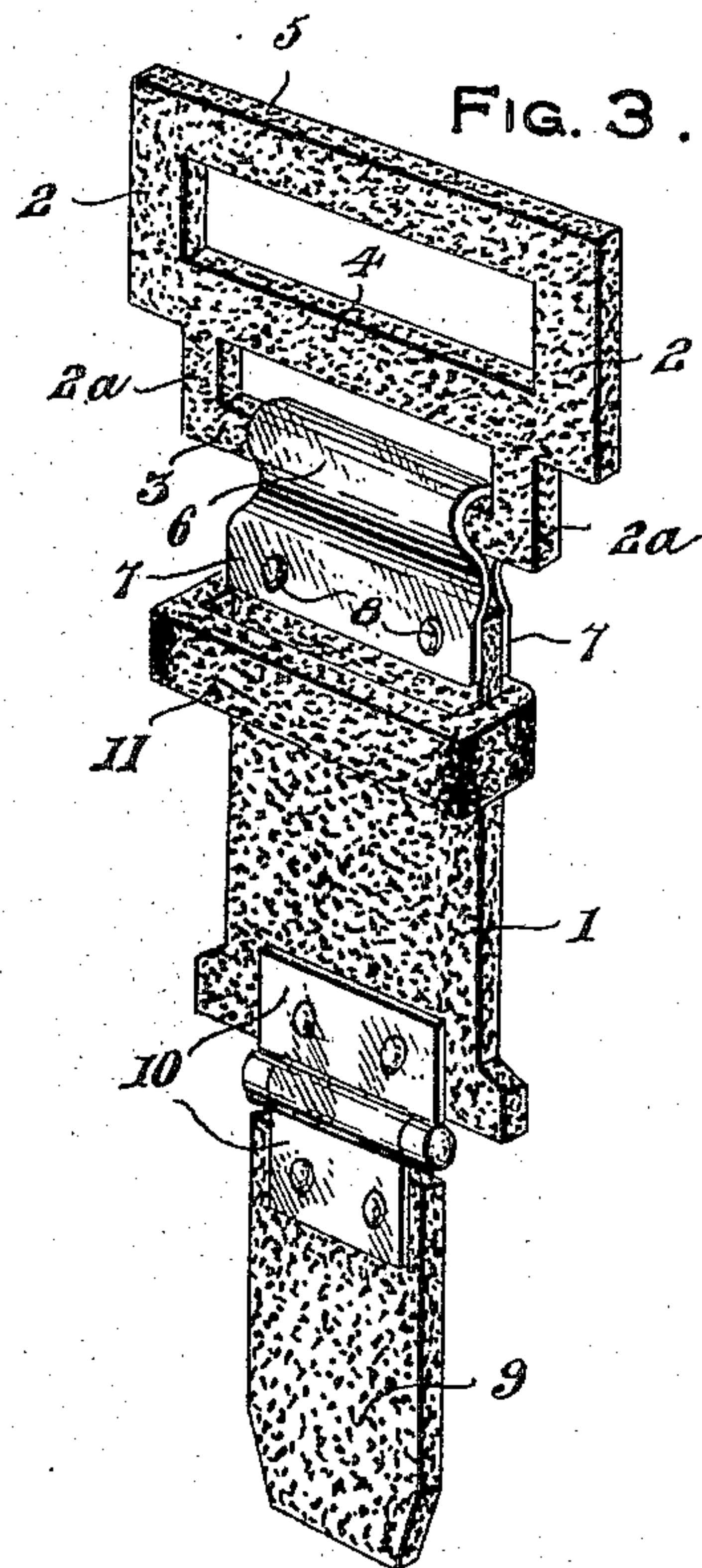
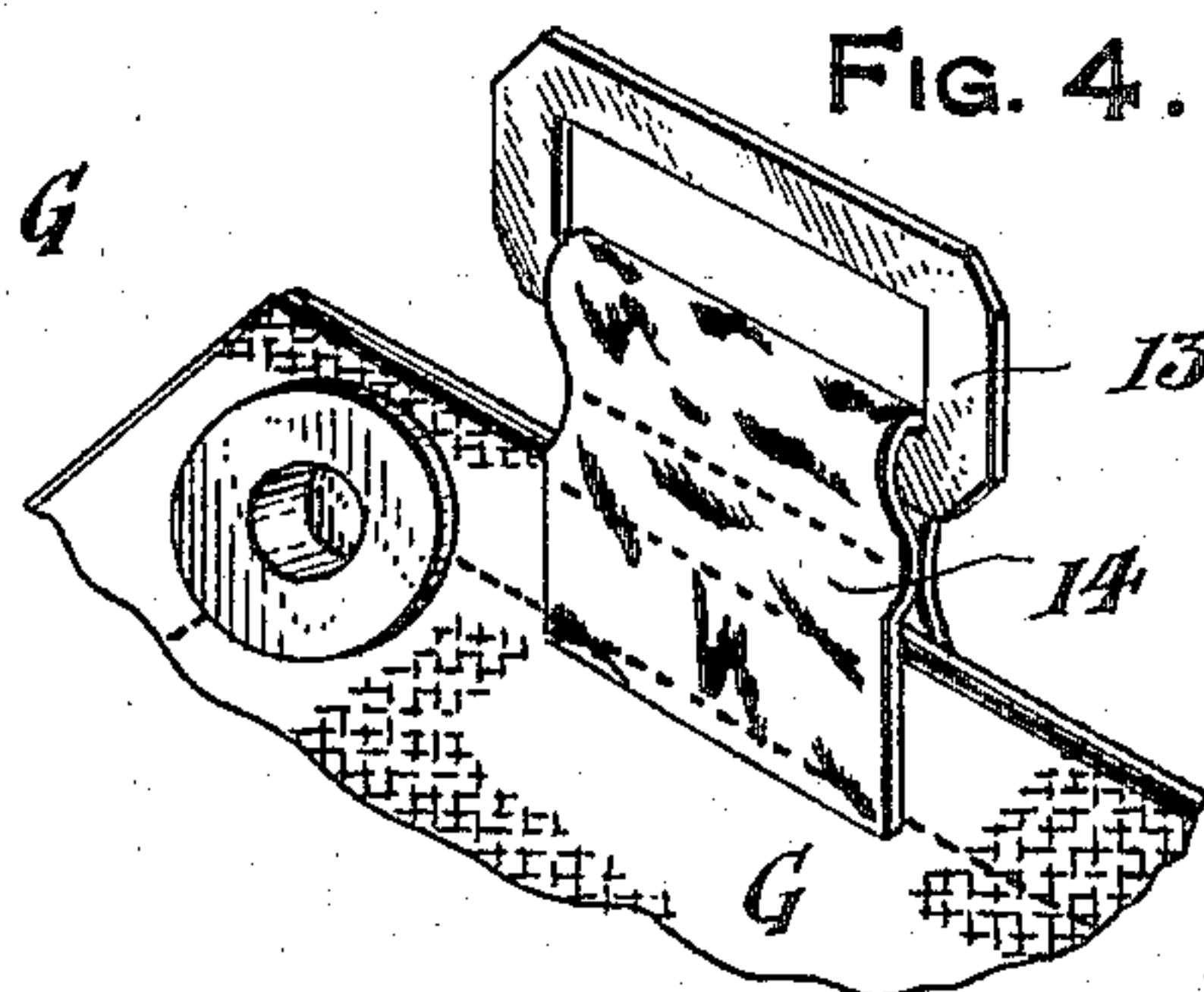


FIG. 4.



Inventor

J. Pach

By

J. H. Bryant

Attorney

UNITED STATES PATENT OFFICE.

JOSEPH PACH, OF STONE, KENTUCKY.

BUCKLE.

Application filed November 23, 1922. Serial No. 602,841.

To all whom it may concern:

Be it known that I, JOSEPH PACH, a citizen of Hungary, residing at Stone, in the county of Pike and State of Kentucky, have
 5 invented certain new and useful Improvements in Buckles, of which the following is a specification.

This invention relates to certain new and useful improvements in buckles and has particular reference to a buckle associated with
 10 a shoulder or suspender strap for use in connection with garments such as overalls.

The primary object of the invention resides in the provision of a buckle wherein
 15 the several parts forming the same are constructed of heavy leather or fabric material with metallic clips connecting the sections thereof and embodying an improved clasp attachment in buckles of this character.

With the above general objects in view and others that will appear as the nature of the invention is better understood, the same
 20 consists of the novel form, combination and arrangement of parts hereinafter more fully described, shown in the accompanying drawing and claimed.

In the drawing, wherein like reference characters designate corresponding parts throughout the several views,

Figure 1 is a front elevational view of a buckle constructed in accordance with the
 30 present invention showing an adjustable suspender strap associated with one end thereof with the other end thereof detachably connected to a garment,

Figure 2 is an edge elevational view of the same,

Figure 3 is a perspective view of the buckle detached from the suspender strap
 40 and garment, and

Figure 4 is a perspective view showing the loop member connected to the garment with which the buckle is associated.

Referring more in detail to the accompanying drawing, it being noted that the
 45 main body portion of the buckle is constructed of heavy leather or other fibrous material, and preferably being associated with wearing apparel, such as overalls or the like, the same embodies a main intermediate body portion 1 substantially rectangular in plan view as illustrated, having a suspender strap receiving loop movably associated with one end thereof. The loop is of
 50 rectangular formation embodying side bars 2 and inset side bars 2^a, the side bars 2^a be-

ing connected at their lower ends by the cross bar 3 while the upper ends thereof are connected to or formed integral with the lower or intermediate cross bars 4 associated
 60 with the upper side bars 2 that are connected at their outer ends by the upper cross bar 5. A metallic strap has the loop portion 6 thereof enclosing the lower cross bar 3 while the sides 7 of the strap are riveted
 65 as at 8 to the opposite sides of the adjacent end of the main body portion 1 as clearly illustrated.

A locking clasp or tongue 9 is hingedly connected to the opposite end of the main
 70 body portion 1 by a metallic hinge 10 having the opposed plate sections thereof respectively secured to the clasp 9 and the main body portion as shown in Fig. 3. When the clasp 9 is folded to a position adjacent and overlying the main body portion
 75 1, as illustrated in Figs. 1 and 2, the locking collar 11 freely slidable upon the main body portion is moved to a position overlying the clasp as illustrated in Fig. 2 for retaining
 80 the same in closed position. It is to be noted that the main body portion 1, attaching loop secured to one end thereof, and the oppositely positioned locking clasp are formed of heavy leather or fibrous material, as is
 85 also the locking collar 11, while the hingedly connected parts are united by metallic clips or hinges. A suspender strap 12 attached to a portion of the garment G is adjustably connected to the cross bar 5 of the loop.
 90

The keeper member associated with the buckle, includes a metallic rectangular frame 13 carried by a relatively soft leather looped member 14 that is secured to the garment G as shown in Figs. 1 and 4, the locking
 95 tongue or clasp 9 being inserted through the keeper member 13, and thereafter moved to the positions shown in Figs. 1 and 2 and so retained by the sliding locking collar 11.

From the above detail description of the device, it is believed that the construction and operation thereof will at once be apparent, and while there is herein shown and described the preferred embodiment of the present invention, it is nevertheless to be
 100 understood that minor changes may be made therein without departing from the spirit and scope of the invention as claimed.

What is claimed as news is:—

1. In a buckle of the type described, wherein the same is constructed of relatively
 110 heavy leather, a main body portion substan-

5 tially rectangular in plan view, a retaining clasp hingedly connected to one end of the body portion, and a suspender strap attaching loop hingedly connected to the other end of the body portion.

10 2. In a buckle of the type described, wherein the same is constructed of relatively heavy leather, a main body portion substantially rectangular in plan view, a retaining clasp hingedly connected to one end of the body portion, a suspender strap attaching loop hingedly connected to the other end of the body portion, and means for retaining the clasp in its locked position adjacent the main body portion.

15 3. In a buckle of the type described, wherein the same is constructed of relatively heavy leather, a main body portion substantially rectangular in plan view, a retaining clasp hingedly connected to one end of the body portion, a suspender strap attaching loop hingedly connected to the other end of the body portion, and a sliding collar freely mounted on the main body portion and associated with the clasp for retaining the same in its locked position adjacent and parallel to the main body portion.

4. In a buckle of the type described, wherein the same is constructed of relatively heavy leather, a main body portion substantially rectangular in plan view, a retaining clasp hingedly connected to one end of the body portion, a suspender strap attaching loop hingedly connected to the other end of the body portion, means for retaining the clasp in its locked position adjacent the main body portion, and a keeper member associated with the locking clasp of the buckle.

5. In a buckle of the type described, wherein the same is constructed of relatively heavy leather, a main body portion substantially rectangular in plan view, a retaining clasp hingedly connected to one end of the body portion, a suspender strap attaching loop hingedly connected to the other end of the body portion, a sliding collar freely mounted on the main body portion and associated with the clasp for retaining the same in its locked position adjacent and parallel to the main body portion, and a keeper member associated with the locking clasp of the buckle.

In testimony whereof I affix my signature.
JOSEPH PACH.