

June 19, 1923.

1,459,532

M. HARLAN

EXHIBITOR FOR GOODS

Filed Feb. 13, 1922

2 Sheets-Sheet 1

Fig. 1.




Fig. 2.

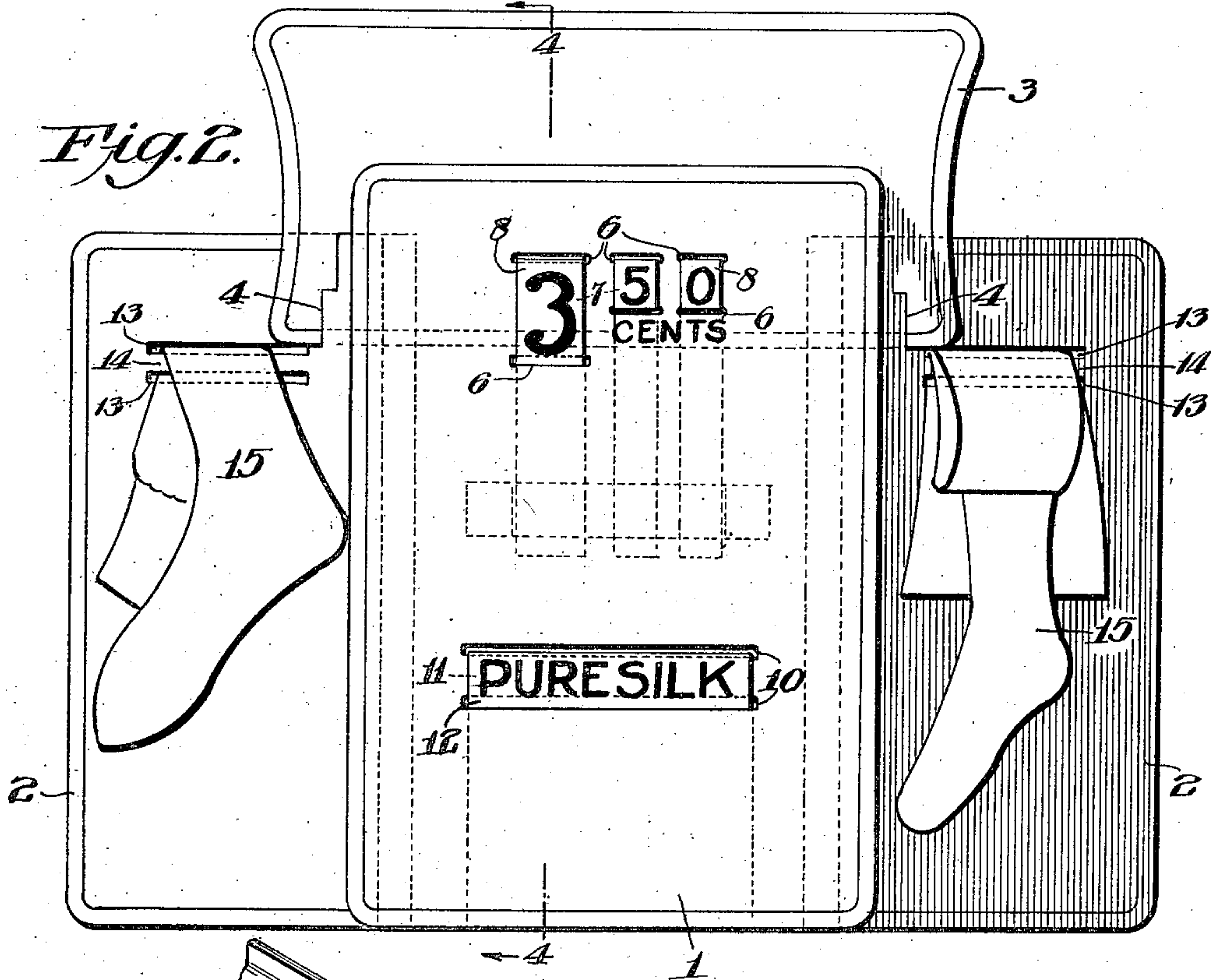



Fig. 6.



INVENTOR:
M. Harlan
BY *Wiedersheim & Fairbank*
ATTORNEYS.

June 19, 1923.

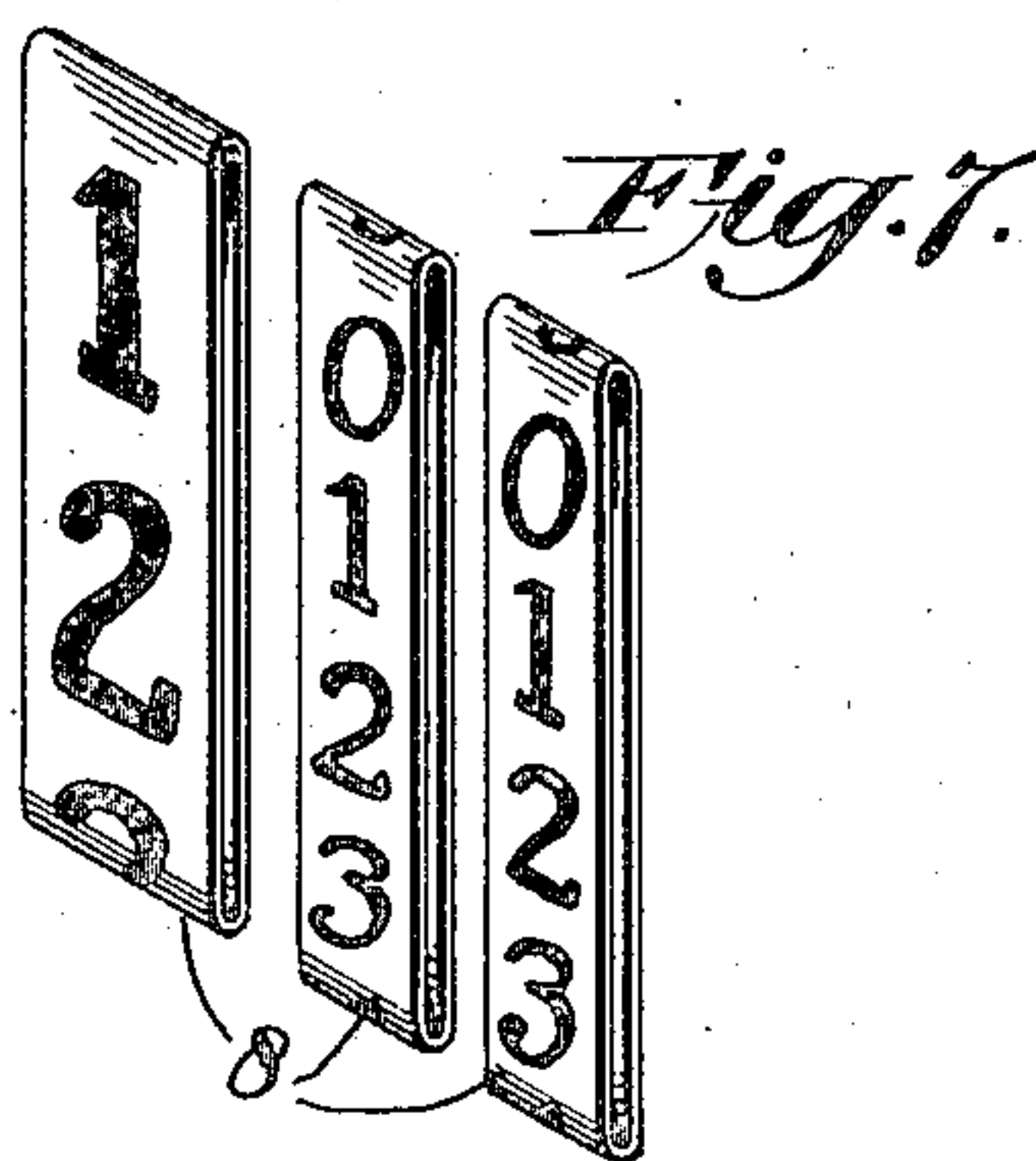
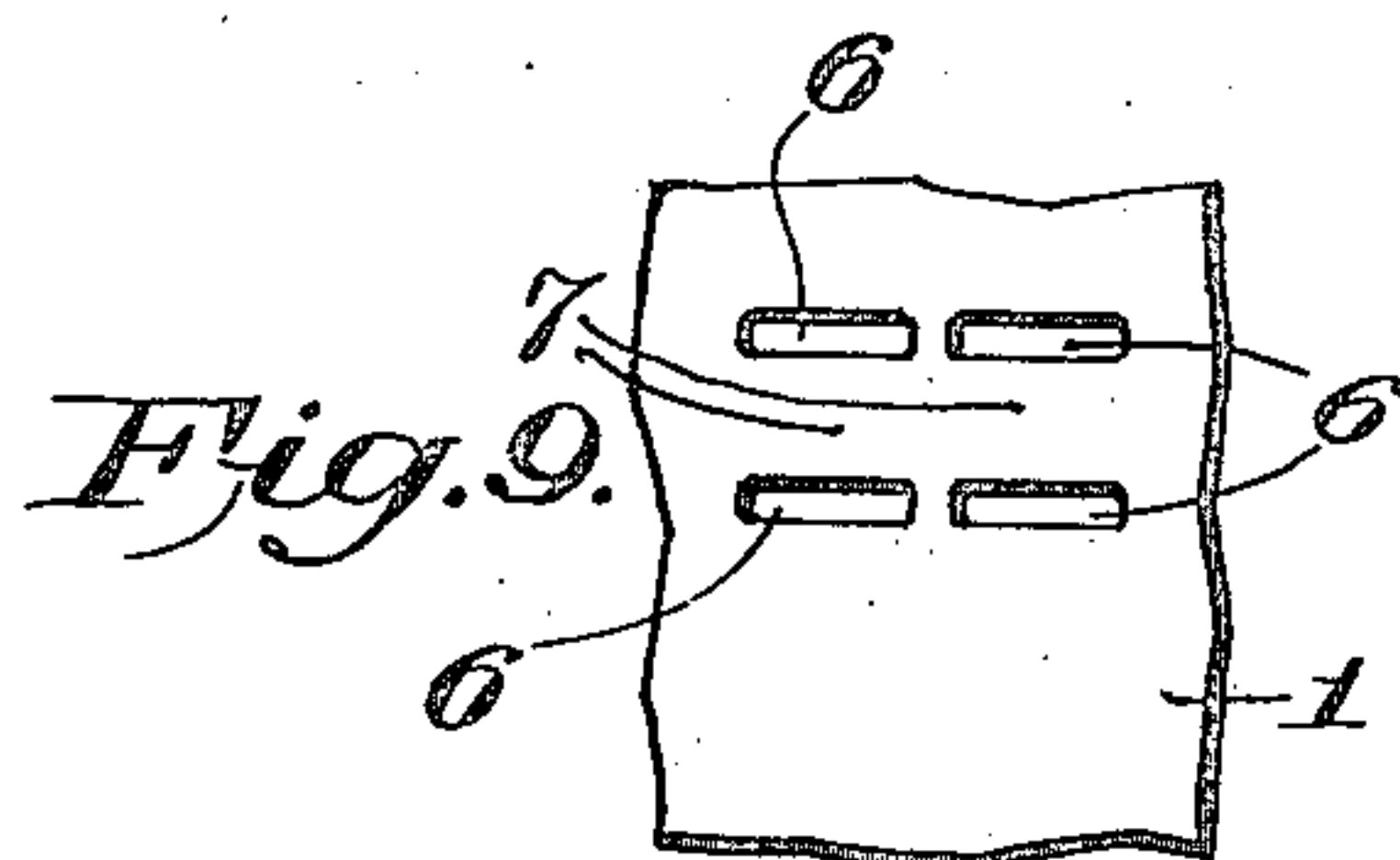
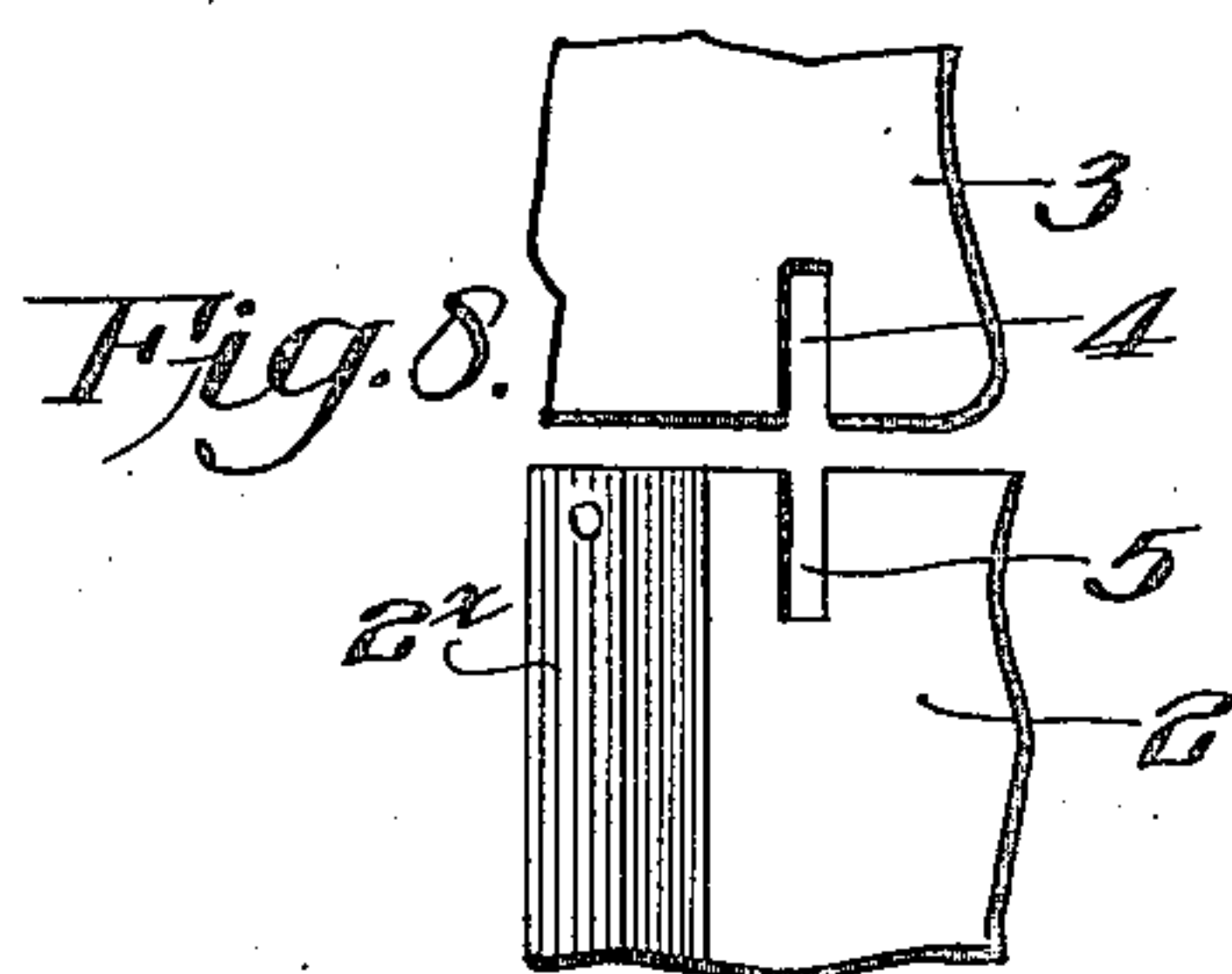
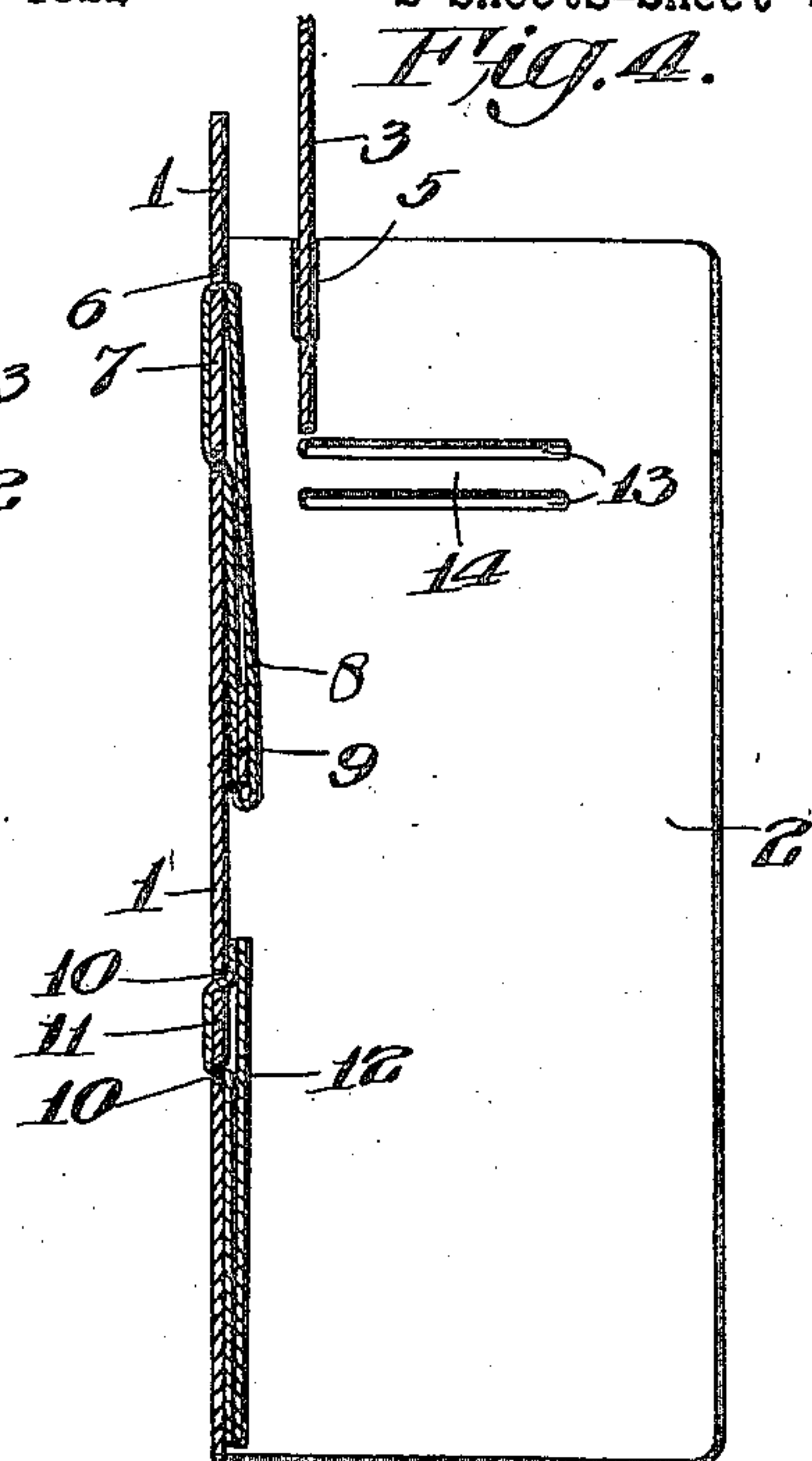
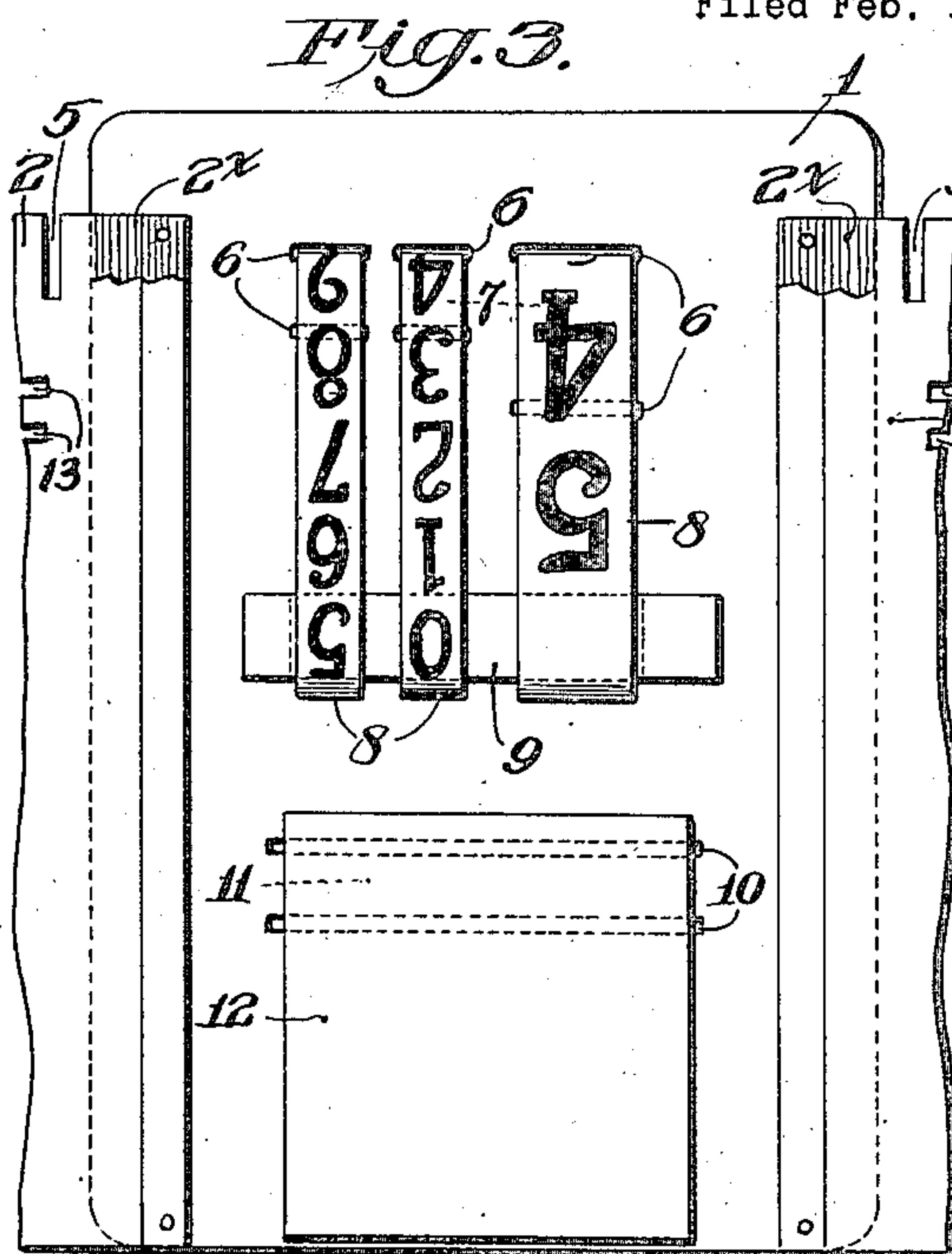
1,459,532

M. HARLAN

EXHIBITOR FOR GOODS

Filed Feb. 13, 1922

2 Sheets-Sheet 2



Mac Harlan. INVENTOR:
BY Wiedersheim & Fairbanks.
ATTORNEYS:

Patented June 19, 1923.

1,459,532

UNITED STATES PATENT OFFICE.

MAC HARLAN, OF DES MOINES, IOWA, ASSIGNOR TO DES MOINES HOSIERY MILLS,
OF DES MOINES, IOWA, A CORPORATION OF IOWA.

EXHIBITOR FOR GOODS.

Application filed February 13, 1922. Serial No. 535,970.

To all whom it may concern:

Be it known that I, MAC HARLAN, a citizen of the United States, residing at Des Moines, in the county of Polk, State of Iowa, have invented a new and useful Exhibitor for Goods, of which the following is a specification.

My invention consists of a device for exhibiting goods and also presenting information concerning the price and material of the goods. In the present instance, the goods are hosiery, but to this I do not limit myself.

The invention is satisfactorily illustrated in the accompanying drawing, but the important instrumentalities thereof may be varied, and so it is to be understood that the invention is not limited to the specific details shown and described, as long as they are within the spirit or scope of the claim.

Figure 1 represents a top or plan view of a device in operative condition embodying my invention.

Figure 2 represents a front view thereof.

Figure 3 represents a rear view partly broken away.

Figure 4 represents a vertical section on line 4—4 Figure 2.

Figure 5 represents a top or plan view of the device in folded condition.

Figure 6 represents a perspective view of a material indicating member of the device.

Figure 7 represents a perspective view of price indicating members that may be employed.

Figures 8 and 9 represent face views of detached portions.

Similar numerals of reference indicate corresponding parts in the figures. Referring to the drawings:—

1 designates the front member of the device, and 2 designates wings or folds on the sides thereof, said wings being connected with said member by pieces 2* of flexible material serving as hinges whereby said side wings may be spread out from the member as in several of the figures and folded on the front member 1, as in Figure 5.

3 designates a head adapted to have an announcement or other advertising matter of the goods printed or otherwise marked thereon, and to form a lock for retaining the side wings in spread out condition, said member, wings and head being formed of cardboard or other suitable material.

In order to form said lock the lower edges of the head have therein the upwardly extending slots 4, and the upper edges of the wings have therein the upwardly extending slots 5, said slots 5 and 4 being adapted to enter each other and have their walls embrace the contiguous portions of the wings and head, and thus the head is held in upright position, and the wings are controlled in their spread out condition.

When the service of the device is not required, the head is removed from the side wings the latter are folded on the inner side of the front member with the head within the same forming a comparatively flat bundle convenient for packing, transportation, storage and the like.

In the upper portion of the front member are the horizontally extending parallel slots 6 which form the cross bar 7. Passing through each pair of said slots is the endless apron 8 whose top portion is hung from and supported on said cross bar, while the lower portion of the apron is passed around the cross bar 9 which is secured to the back of the front member, the apron thus being supported on said cross bars 7 and 9 and movable thereon, it being noticed that there are a series of slots 6 and cross bars 7 and so a corresponding number of aprons are employed, it being noticed also that on the outer faces of the aprons there are printed or otherwise marked price numbers which in the present case are dollars and cents to indicate the value of the goods that are exhibited, the price marks to be displayed on the front of the member 1, while other prices will not be exposed as the portions of the aprons that have the same are rearward of said member and so are concealed.

By properly moving the aprons the various numbers may be presented to the front as to change the prices according to the character of the goods.

Below the slots 6 and cross bars 7 in the front member are the horizontally extending slots 10 which form the horizontally extending cross bar 11 on which is supported the apron 12 on which are printed or otherwise marked the names of the material of which the goods are formed, in the present case pure silk, mercerized, heather, woollen, cotton, etc. The apron is preferably slidable on the cross bar 11 and so may be moved up and down in order to present any desired

able name of the goods to view while the other names are concealed back of the front member.

In the side wings 2 are parallel slots 13 forming the cross bars 14 from which may be suspended specimens of goods such as 15 which will thus be exhibited to the best advantage to the public whereby they may be inspected and examined as to quality and appearance, while the price and grade of goods may be conveniently read off at the same time from the front member.

Having thus described my invention what I claim as new and desire to secure by Letters Patent, is:—

An exhibitor of the character stated con-

sisting of a front member, side wings hinged thereto adapted to be opened-out and folded, a display head, the latter being adapted to be supported on said side wings and retain the latter in opened out position, means on said head and side wings for interlocking the same, means on said front member adapted to support a variable price list, means on said front member adapted to support a variable material list, and means on said side wings for supporting goods to be exhibited.

MAC HARLAN.

In the presence of—

B. B. EVERETT,

G. E. MILLER.