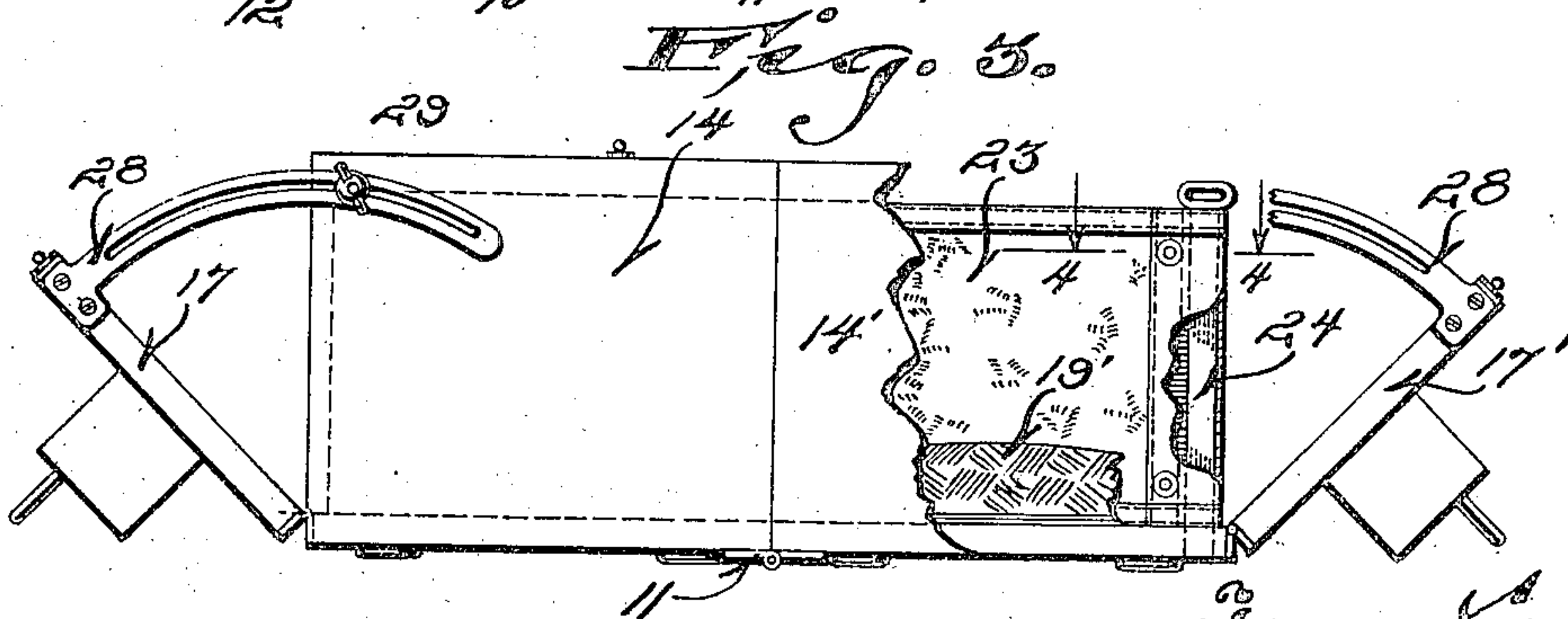
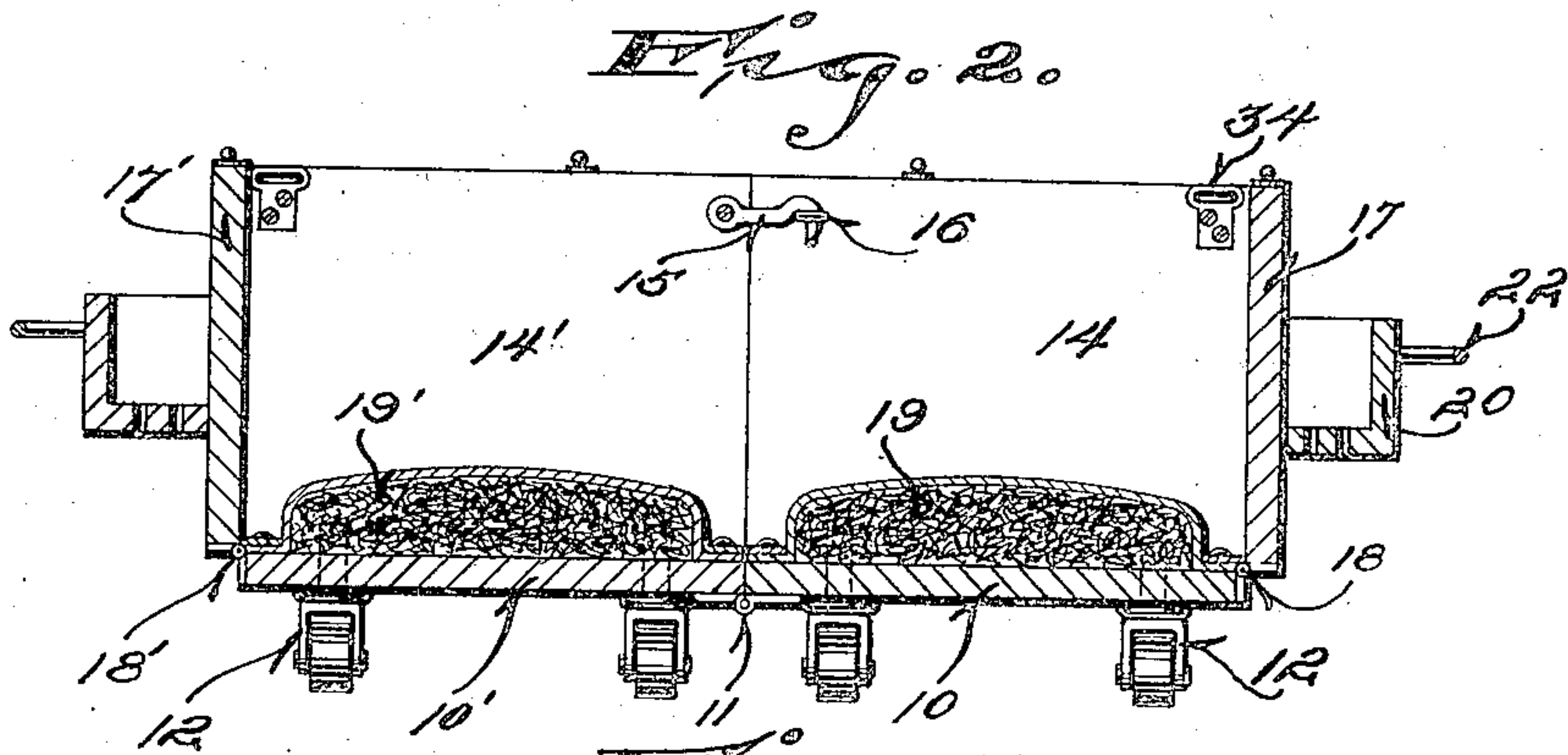
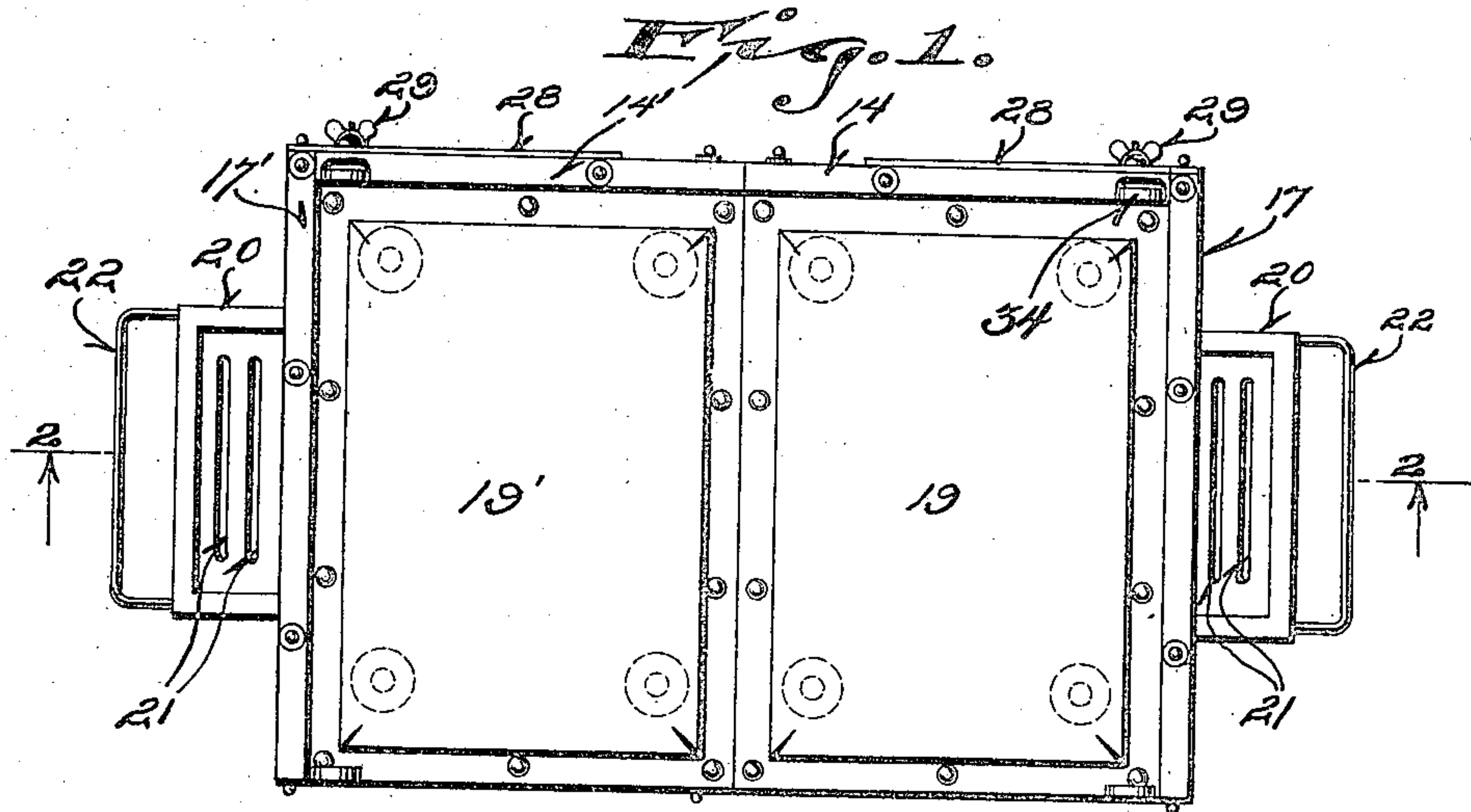


Jan. 2, 1923.


1,440,904

H. R. BETHKE.  
COMBINATION HOUSEHOLD ARTICLE.  
FILED MAY 26, 1922.

2 SHEETS-SHEET 1



Witness  
Erwin B. Ciring.



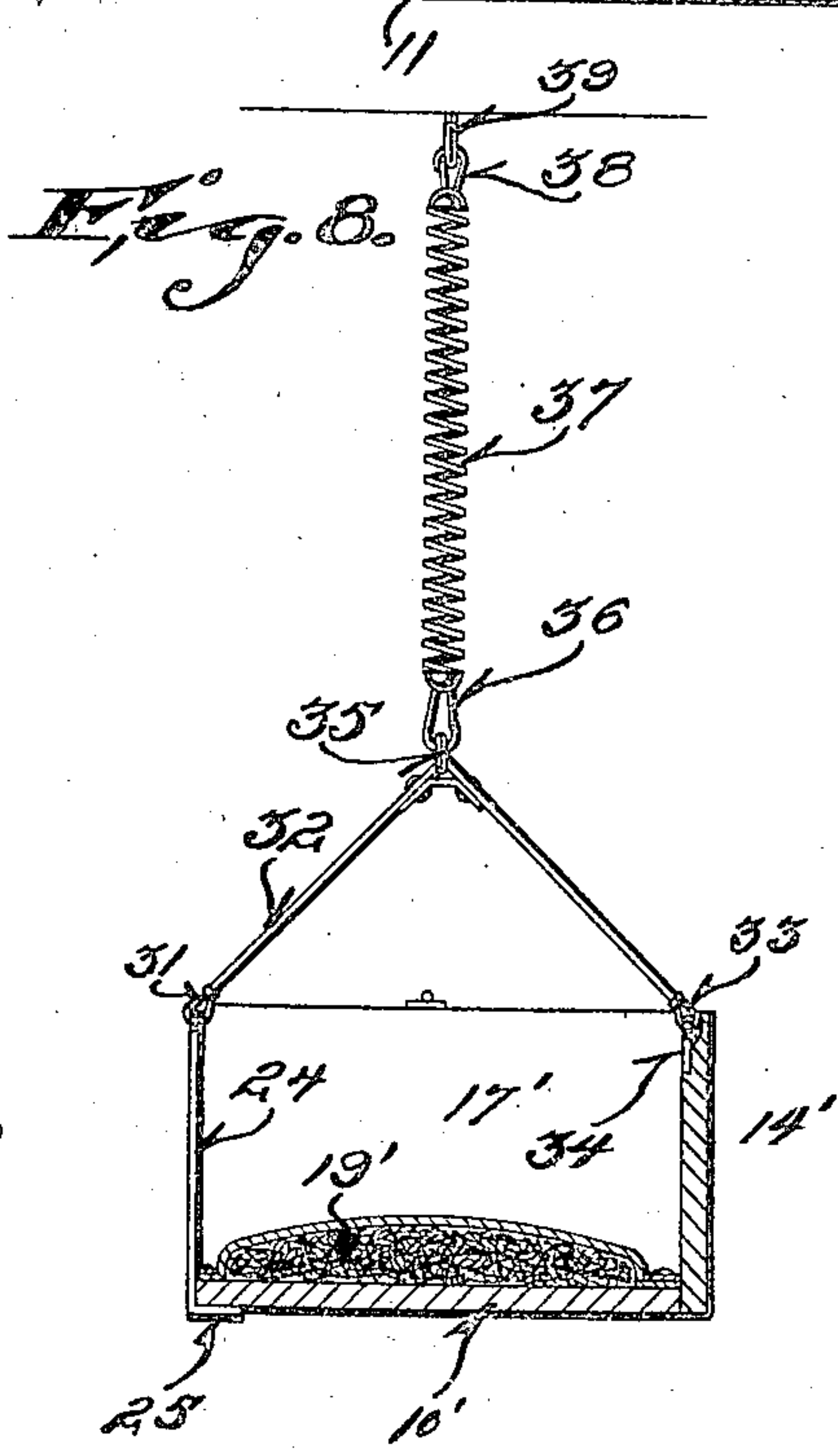
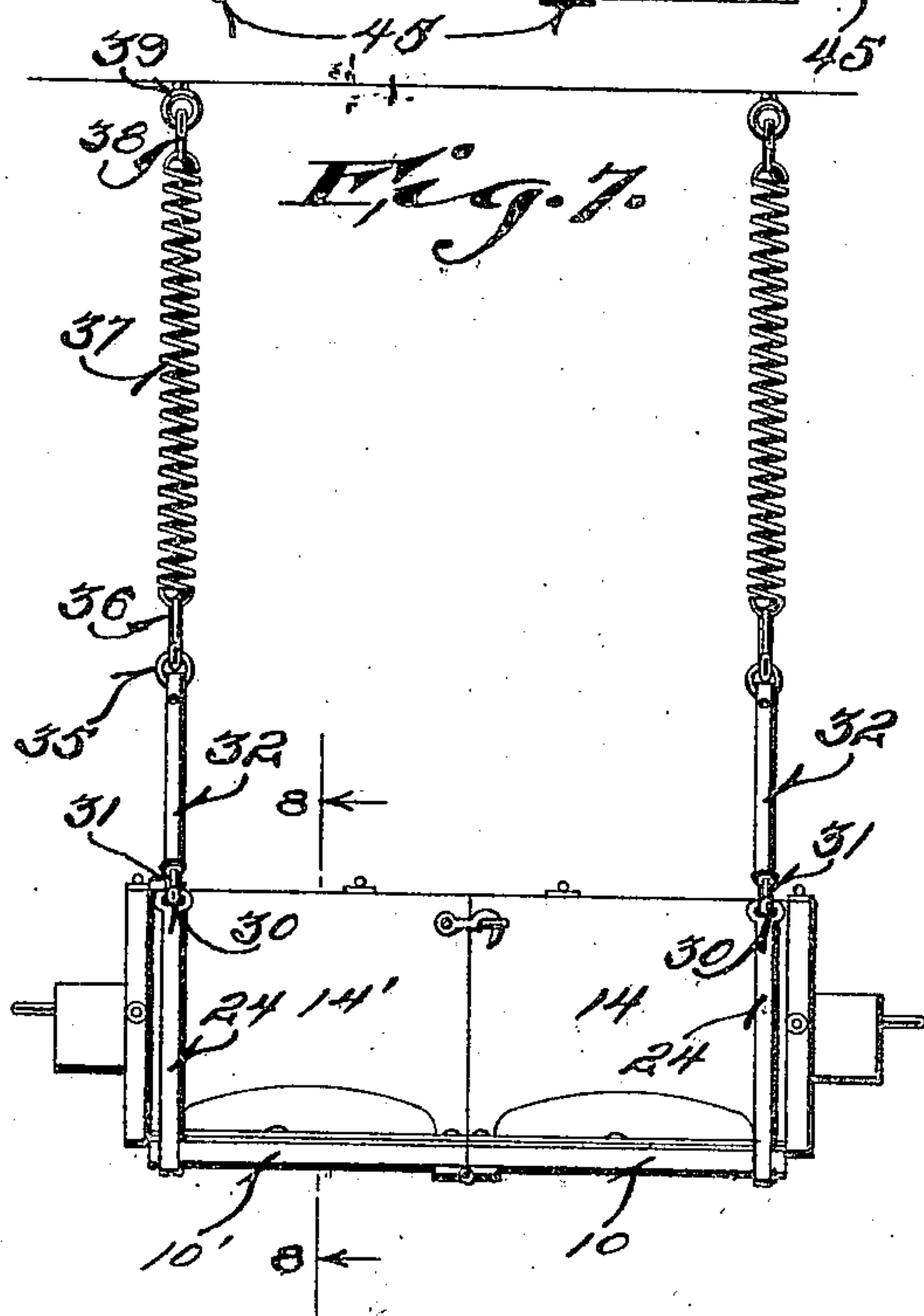
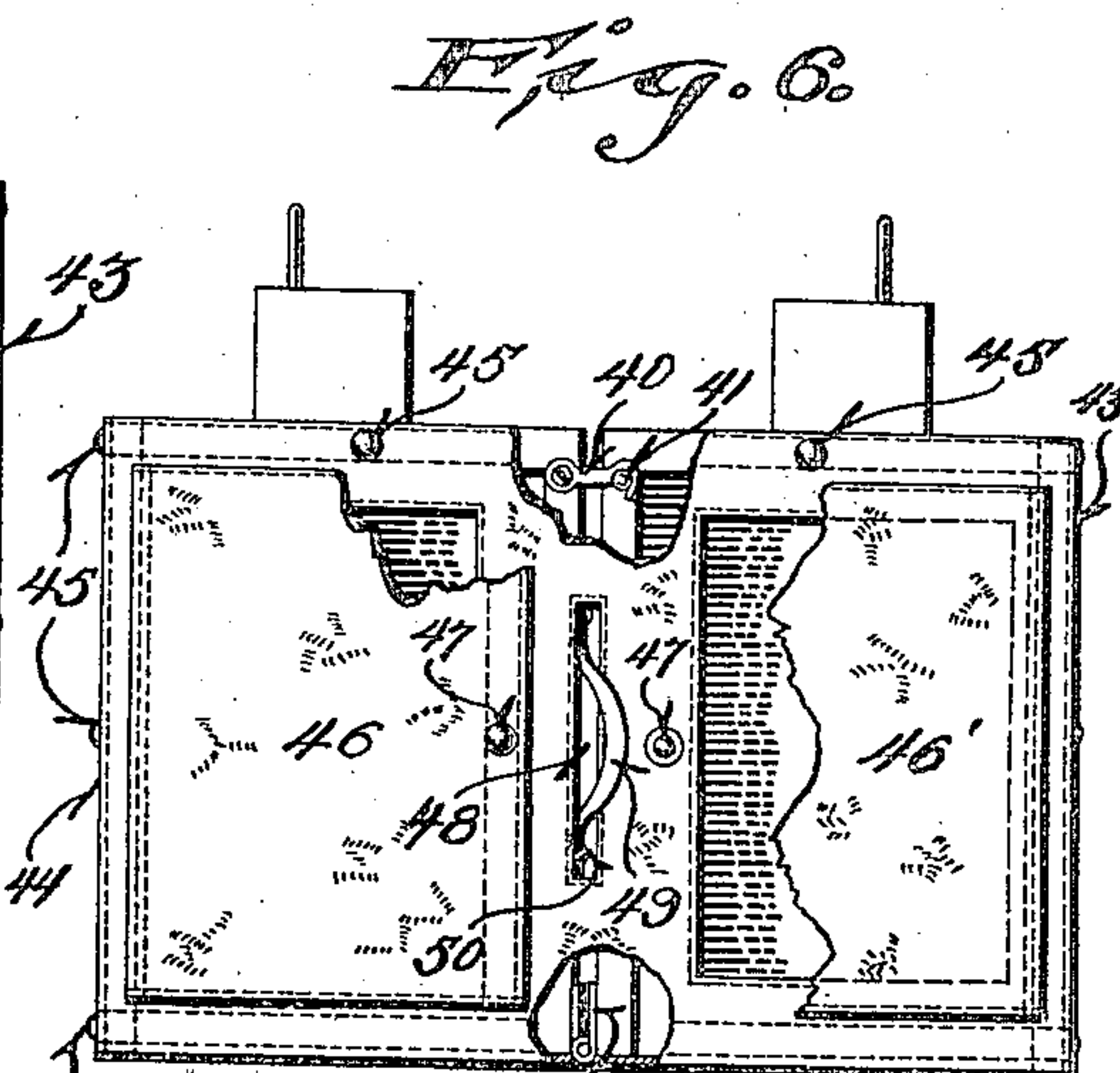
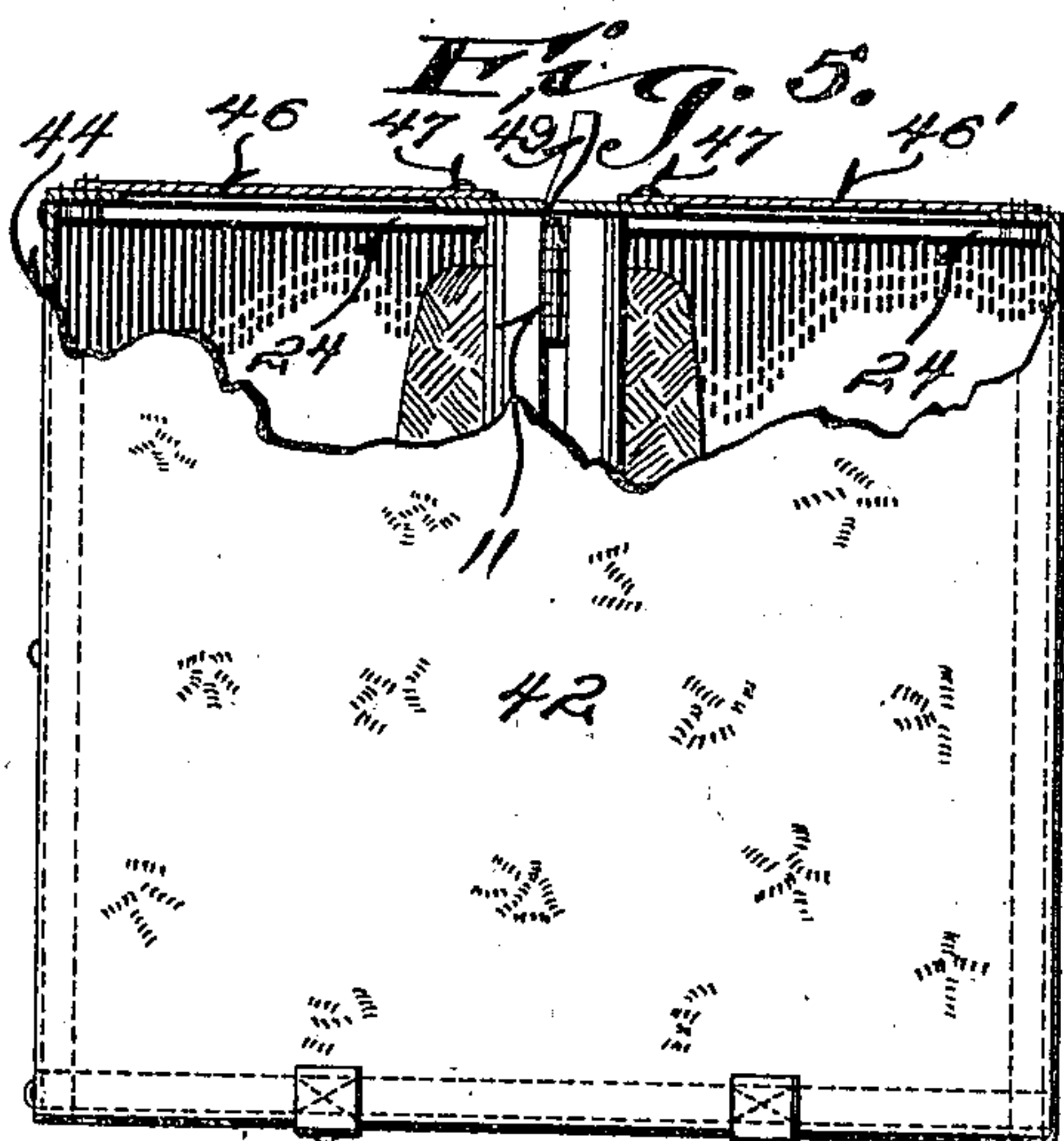
Inventor  
Harvey R. Bethke.  
By *[Signature]*  
Attorneys.

Jan. 2, 1923.

1,440,904

H. R. BETHKE.  
COMBINATION HOUSEHOLD ARTICLE.  
FILED MAY 26, 1922.

2 SHEETS-SHEET 2



Witness  
Erwin B. Eiring.

Inventor  
Harvey R. Bethke  
By *[Signature]*  
Attorneys



# UNITED STATES PATENT OFFICE.

HARVEY R. BETHKE, OF MILWAUKEE, WISCONSIN.

COMBINATION HOUSEHOLD ARTICLE.

Application filed May 26, 1922. Serial No. 563,959.

*To all whom it may concern:*

Be it known that I, HARVEY R. BETHKE, a citizen of the United States, and resident of Milwaukee, in the county of Milwaukee and State of Wisconsin, have invented certain new and useful Improvements in Combination Household Articles; and I do hereby declare that the following is a full, clear, and exact description thereof.

The invention relates to household articles. It comprises padded bottom boards hinged together, each having a side member rigid therewith, and an end member hinged thereon.

In one arrangement of parts the device is adapted to serve as a floor scrubber and a knee protector. In this arrangement it is provided with casters so that it may be rolled about conveniently and used for scrubbing and mopping. The padded cushions protect the knees and the device, in general, prevents the garments from becoming soiled. By removing the casters and moving out the hinged end members, the novel article may be readily made into a cradle, the pads being soft and serving as pillows. A fabric or side piece of other material is provided, whereby the child is completely housed and prevented from rolling out.

It is provided with suitable means for the affixation of straps or chains and their springs, whereby it may be converted into a swing which may be conveniently located in a door, on a porch, or other advantageous place. It is adapted to be collapsed and means are provided for the application of a handle and cover so that it may be carried from place to place. In this arrangement, it will receive an apron and brush, space being provided for the reception of similar articles, and the compact arrangement promotes portability. It takes up a minimum of room.

With the above and other objects in view which will appear as the description proceeds, the invention resides in the novel construction, combination and arrangement of parts substantially as hereinafter described and more particularly defined by the appended claims, it being understood that such changes in the precise embodiment of the herein disclosed invention may be made as come within the scope of the claims.

In the accompanying drawing, is illustrated one complete example of the physical

embodiment of the present invention constructed according to the best mode so far devised for the practical application of the principles thereof, and in which:

Figure 1 is a plan view of the novel article in the arrangement of parts adapted for floor scrubbing.

Figure 2 is a longitudinal section on the line 2—2 of Figure 1.

Figure 3 is a side elevation, parts being broken away, of the device when used as a cradle.

Figure 4 is a horizontal section on the line 4—4 of Figure 3.

Figure 5 is a side elevation of the article in collapsed or luggage carrying position.

Figure 6 is a plan view of the arrangement shown in Figure 5.

Figure 7 is a view of the device used as a swing, and

Figure 8 is a cross section on the line 8—8 of Figure 7.

In the arrangement shown in Figures 1 and 2, bottom boards 10—10', which are connected by means of hinge 11, are in a position to support the knees of an individual in kneeling position. Casters 12, received in sockets 13, facilitate the pushing of the device from place to place, thus expediting the work, and side members 14—14', secured together by hook 15 and eye 16, protect the garments of the operator from moisture and dirt. End pieces 17—17' are secured to bottom boards 10—10' respectively, by means of hinges 18—18', and protect the garments on the sides.

Pads 19—19' serve to protect the knees and render the operation easy. Rigid with end pieces 17—17', are receptacles 20—20', having slots 21 therein, the receptacles being adapted to retain soap and brushes which are removable. Wires 22 are secured to the receptacles and retain cloths and things of the kind, so that the scrubbing operation may be performed conveniently and rapidly, the operation being made easy, comfortable and rapid.

When the device is used as a cradle, as shown in Figure 3, a fabric side piece 23 is secured to standards 24, which have an integral angularly deflected arm 25 or other means of support securing them to bottom boards 10—10'. The standards extend at right angles to the bottom boards, and are located at the extreme ends thereof. The fabric side piece is looped about the stand-



ards and retained by means of posts 26 and socket members 27. This means of connection facilitates the assembly of the side piece and removal thereof. Side piece 23 5 cooperates with side members 14'—14', to prevent the infant from rolling off the pads 19'—19', which serve as pillows. In this arrangement, side pieces 17—17' are secured at an incline by means of slotted quadrants 10 28, secured to the end pieces, which cooperate with thumb nuts 29. The quadrants and thumb nuts 29 facilitate the ready adjustment of the end pieces, and the structure is such as to comfortably and snugly 15 house an infant.

In the arrangement shown in Figures 7 and 8, the article is used as a swing, standards 24 being provided with apertured ears 30, receiving snap hooks 31. Two straps 32 20 are provided, one end of each is secured to snap hooks 31, the other end to snap hooks 33 which are releasably affixed to slotted retainers 34 on side members 14—14'. Rings 35 are secured to straps 32, and receive 25 snap hooks 36, secured to helical springs 37, having snap hooks 38 at their other ends by which they are fastened to eyes 39. Thus a comfortable and entertaining swing is provided when the article is 30 used otherwise than as a scrubber, the casters 12 are withdrawn from socket members 13.

In luggage carrier form, bottom boards 10—10' are brought in contact with each 35 other, being swung on hinges 11 and retained in this position by means of hook 40, pivoted on bottom board 10, and post 41 on bottom board 10'. A cover, having side portions 42, 43 and 44, is then secured 40 along its edges, a socket fastening device being provided for this purpose. The cover

has flaps 46—46', adapted to overlap openings in the cover and to be retained in position by means of socket fastening devices 47. The cover cooperates with end pieces 45 17—17' and side members 14—14' to form a receptacle, and scrubbing articles, or things of the kind, may be inserted therein, flaps 46—46' being lifted up for this purpose. The cover is provided with a slot 48 50 and a handle 49 is removably secured to bottom board 10 by retainers 50, the handle projecting thru the slot and being conveniently disposed for facilitating the transporting from place to place of the luggage 55 carrier. In this collapsed arrangement, the article takes up a minimum of room, and may be conveniently stored.

1 claim:

1. The combination of bottom boards 60 hinged together, an end piece rigid with each of said bottom boards, a side member rigid with each of said bottom boards, a cover secured to said end pieces and side members, said cover having openings there- 65 in, and flaps for covering said openings.

2. The combination of bottom boards hinged together, side members secured thereto, end pieces on said bottom boards, means securing said side members together, 70 standards secured to said bottom boards, retaining eyes adapted to be secured in a support, and means cooperating with said eyes, said standards and said side members for supporting said bottom boards and side 75 members and said end pieces, whereby a swing is formed.

In testimony that I claim the foregoing I have hereunto set my hand at Milwaukee, in the county of Milwaukee and State of Wis- 80 consin.

HARVEY R. BETHKE.