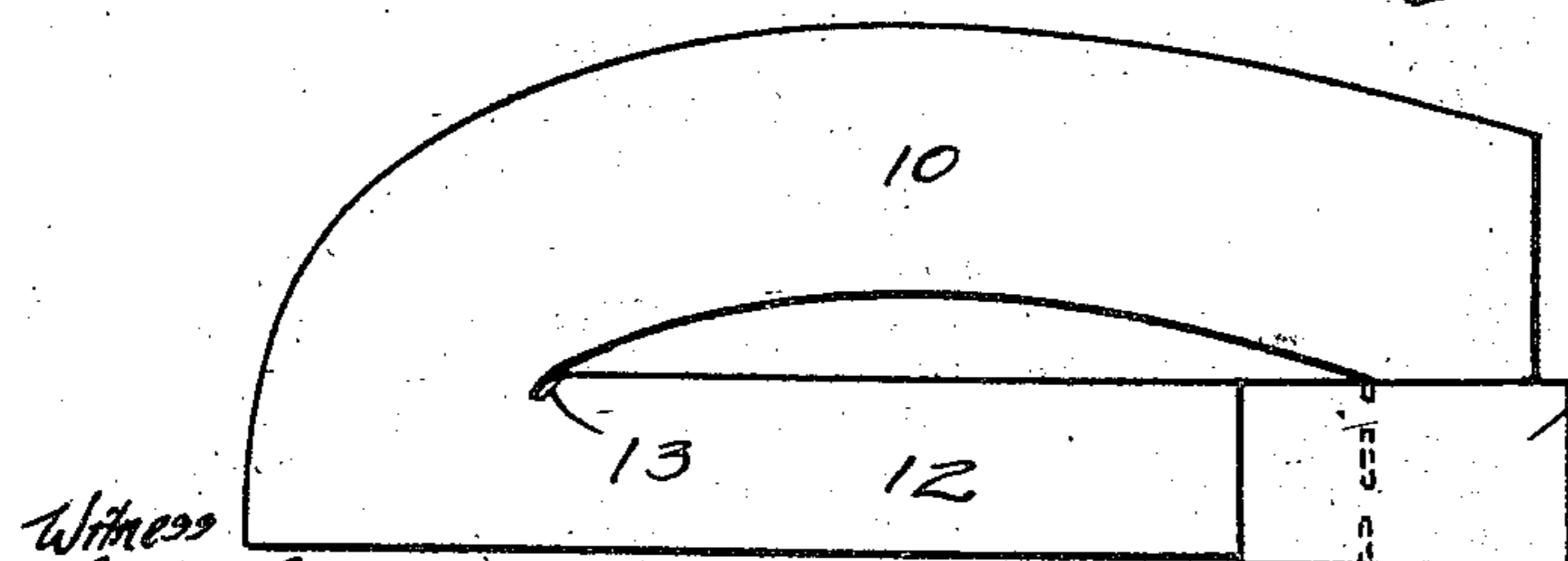
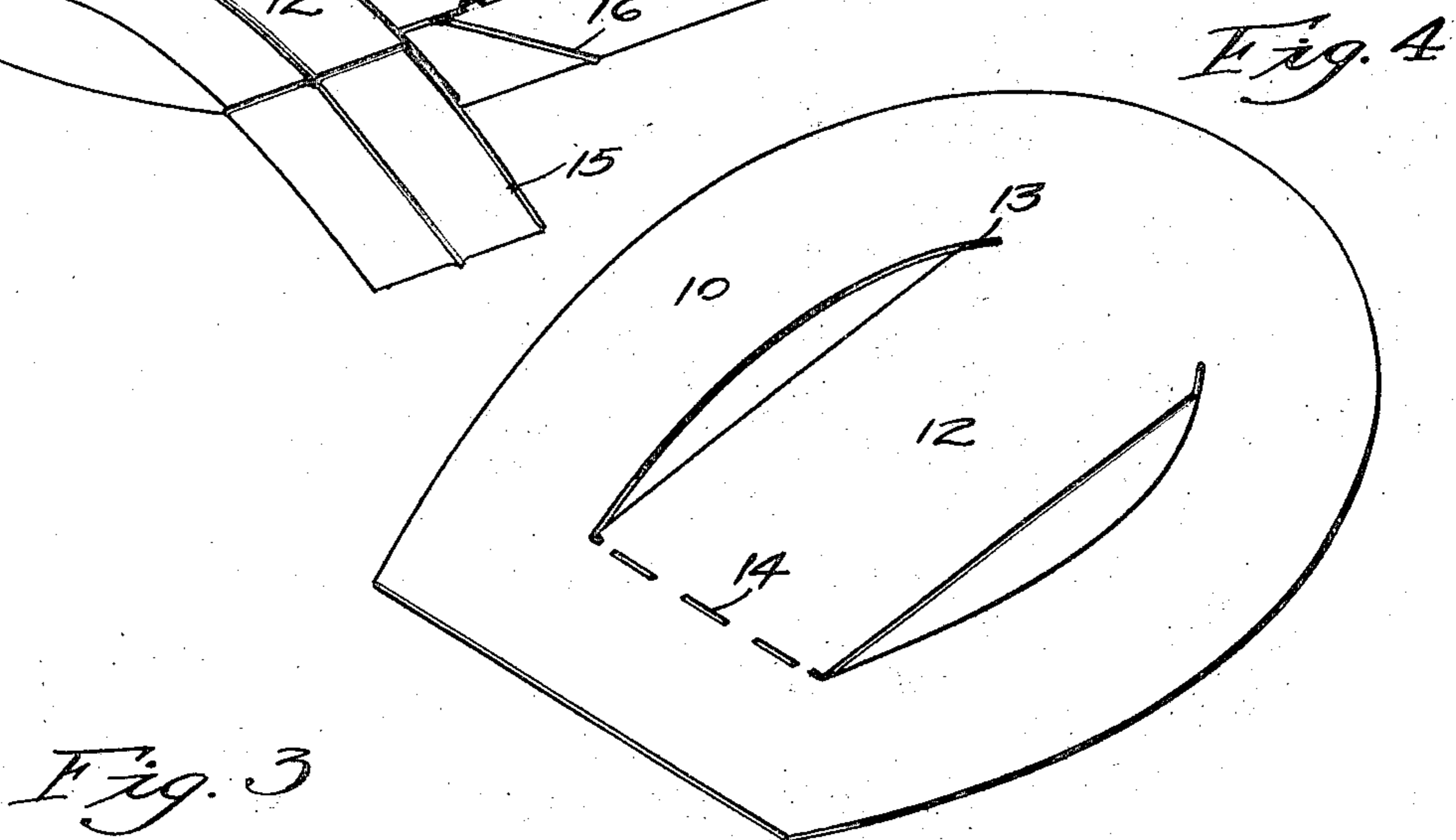
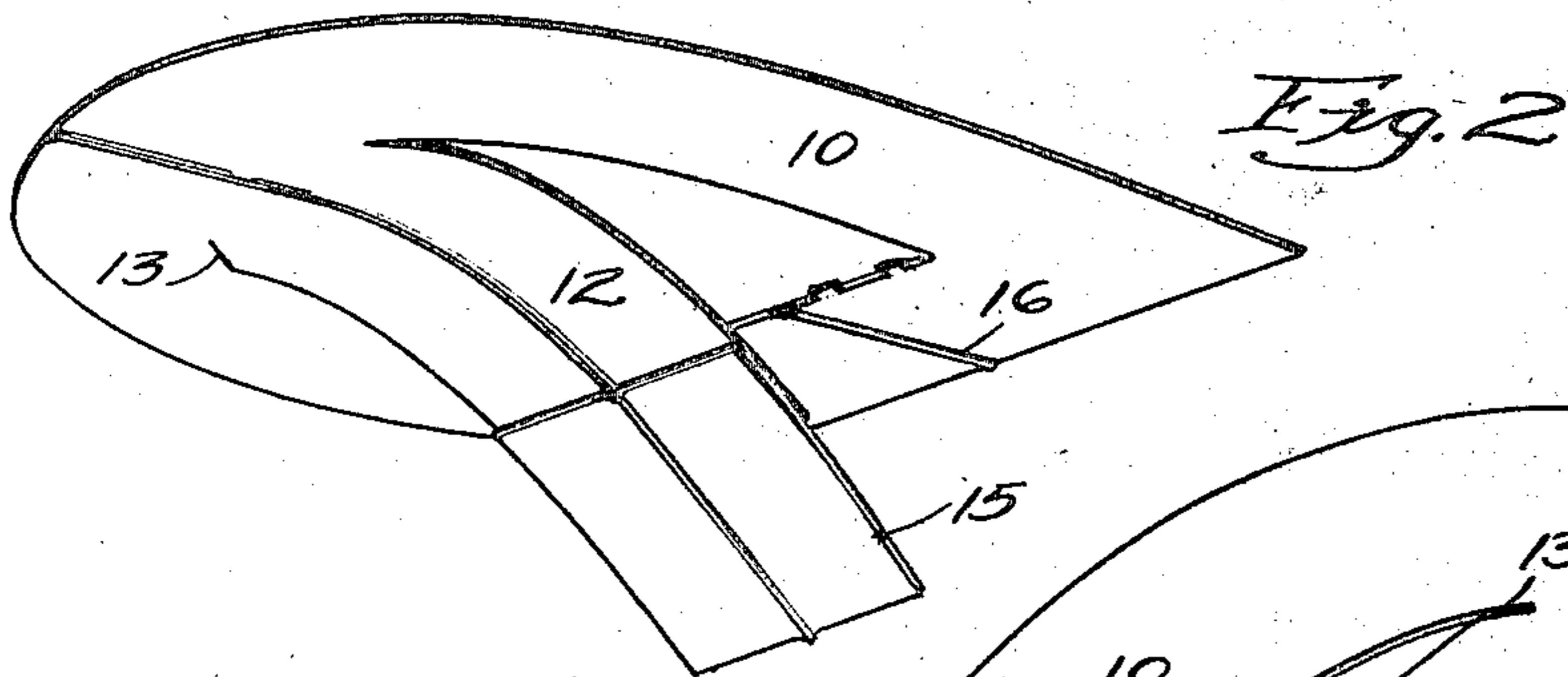
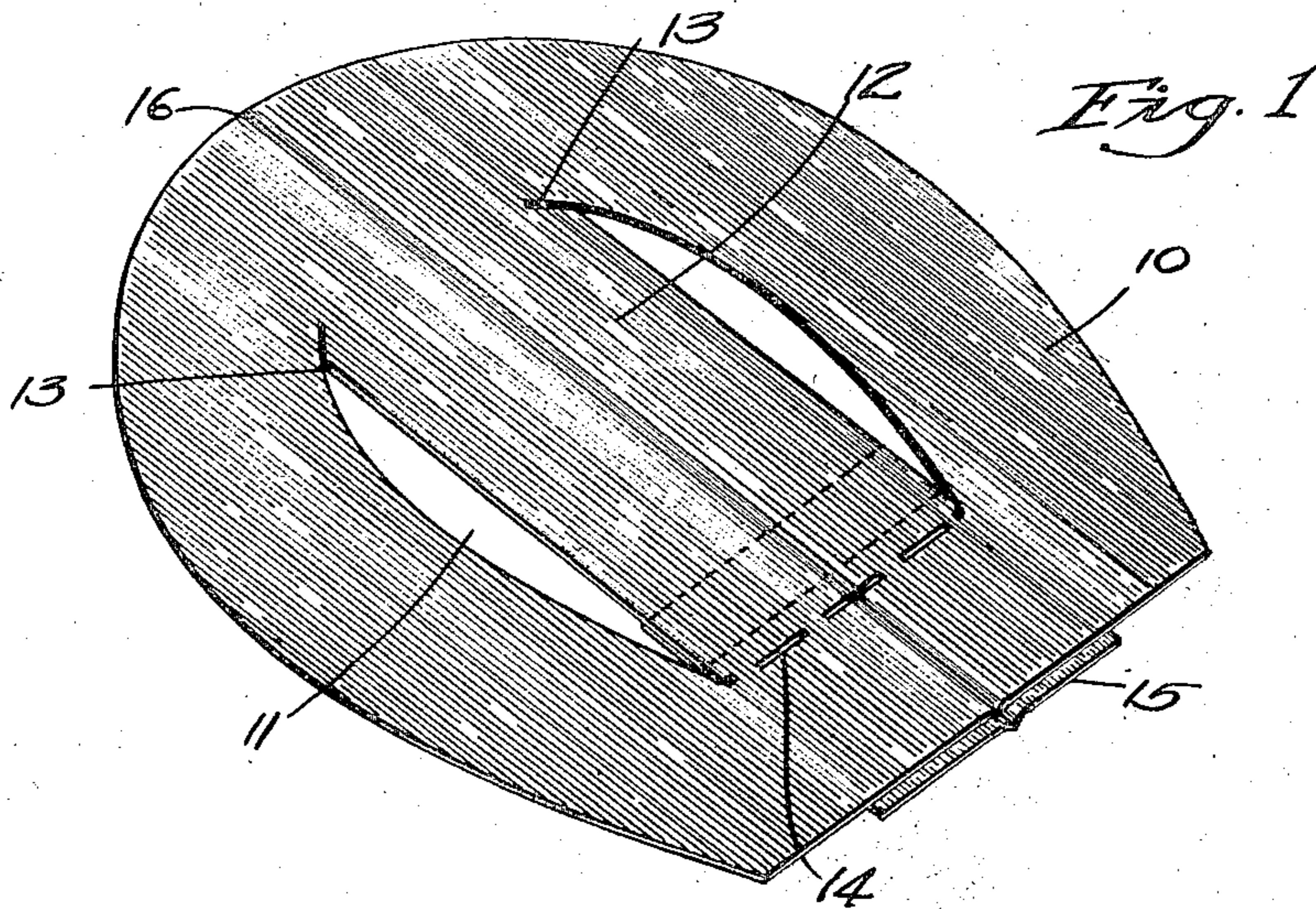


Jan. 2, 1923.

1,440,773

C. J. DYKSTRA.
TOILET SEAT COVER.
FILED JULY 15, 1922.



Witness
Lynn Letta

Inventor
Cornelius J. Dykstra
By Bair & Freeman
ATTY

UNITED STATES PATENT OFFICE.

CORNELIUS J. DYKSTRA, OF DES MOINES, IOWA.

TOILET-SEAT COVER.

Application filed July 15, 1922. Serial No. 575,255.

To all whom it may concern:

Be it known that I, CORNELIUS J. DYKSTRA, a citizen of the United States, and a resident of Des Moines, in the county of Polk and State of Iowa, have invented a certain new and useful Toilet-Seat Cover, of which the following is a specification.

The object of my invention is to provide a toilet seat cover, which will when the toilet is "flushed" be removed from the ordinary toilet seat.

Still another object is to provide a toilet seat cover of paper, which has a flap adapted to extend down into the toilet bowl and to partially rest upon the water therein, so that when the toilet is "flushed", the engagement of the flap with the water will cause the entire cover to be passed out with the "flushing".

Still another object is to so arrange the toilet seat cover that it may be easily positioned upon the toilet seat and may be easily folded.

With these and other objects in view, my invention consists in the construction, arrangement and combination of the various parts of my device, whereby the objects contemplated are attained, as hereinafter more fully set forth, pointed out in my claim, and illustrated in the accompanying drawings, in which:

Figure 1 is a perspective view of my improved toilet seat cover.

Figure 2 is a perspective view of the underside of the cover with the flap shown torn away from the main body portion.

Figure 3 is a plan view of the cover folded over; and

Figure 4 is a modified view of a slightly modified form of my invention.

In the accompanying drawings, I have used the reference numeral 10 to indicate generally a sheet of paper, which is provided with a central opening 11. Extending across the central opening 11 and formed integral with the sheet of paper 10 is a flap or strip 12. The flap 12 is partially cut away from the main body portion of the sheet 10, as at 13. The purpose of cutting away the flap 12, as at 13, will be more fully set forth hereinafter.

A row of perforations 14 is extended across one end of the flap 12, so as to permit the flap 12 to be torn or separated from the rest of the sheet 10.

Secured to the underside of the flap 12

near the perforations 14 is an additional flap 15. The flap 15 may be glued or otherwise fastened to the flap 12. The fastening between the flap 12 and the additional flap 15 is shown by the dotted lines in Figure 1. The flap 15 extends below a portion of the sheet 10 and may project out beyond the edge thereof.

The additional flap 15 may be said to serve two different functions.

First, it serves as an engaging element for tearing the flap 12 away from the main body portion of the sheet 10.

By engaging the flap 15 and by pulling it, it causes the flap 12 to tear away on the row of perforations 14. The flap 12 will then extend downwardly, the portion between the two parts 13, serving as a hinge for permitting such downward movement.

The fact that the parts are cut, as at 13, permits the flap 12 to swing downwardly very easily and prevents the paper from binding.

The entire sheet of paper may be placed upon a toilet seat and when the flap 12 is torn away from the main body portion, it will extend down into the toilet bowl.

By using the additional flap, it insures me that the entire flap, which extends down into the toilet bowl, will be of sufficient length, so that it will rest upon the water in the bowl.

When the toilet is flushed, the flaps 15 and 12 will be engaged by the water, which will cause the entire sheet 10 to be drawn into the toilet bowl and discharged.

In Figure 4 of the drawings, I have shown a form of invention with the additional flap 15 removed.

In this form of invention, the flap 12 is torn away on the perforated lines 14, so that it will extend down into the toilet bowl.

In some toilets, it is necessary that the flap be of greater length than in others, and when it is desired to have a flap of greater length, than the length of the central opening 11, then an additional flap 15 may be used.

It is always desirable to have the flap engage the water within the toilet bowl, so as to insure the removal of the entire sheet 10 with the "flushing" of the toilet.

It will be seen that by using the toilet seat cover, it will aid materially to the sanitation of the toilet.

The flap 15 will rest upon the water within the toilet bowl and will prevent any pos-

sible splashing of the water, and will prevent the water from coming in contact with any part of the human body.

5 The fact that the flap 12 is secured to the sheet 10 by means of the perforations 14 permits the folding of the entire sheet on the scored line 16. If the flap 12 were not secured on both ends to the sheet 10, then the folding of the entire sheet would be rather
10 awkward.

The arrangement as shown in the drawings permits the folding of the sheet, as though it were a single flat sheet of paper without any openings therein.

15 The sheets may be folded and sold in envelopes or may be arranged in pads.

Some changes may be made in the construction and arrangement of the various details of my toilet seat cover, without departing from the essential features and purposes of my invention, and it is my invention
20 to cover by my claim, any modified forms of structure or use of mechanical equiva-

lents, which may be reasonably included within its scope. 25

I claim as my invention:

A toilet seat cover comprising a sheet of paper having a central opening therein, a strip of the paper formed integral with and extending from one edge of the opening to
30 the other, one end of said strip being provided with perforations so as to be easily separated from the remainder of the sheet, and an additional strip secured to the first strip near the perforations, so that when the
35 first strip is separated from the remainder of the sheet, a flap will be formed of greater length than the length of the opening, said additional strip serving as an engaging member for severing said first strip from the
40 remainder of the sheet and for being received within the toilet bowl during use, as and for the purposes stated.

Des Moines, Iowa, July 6, 1922.

CORNELIUS J. DYKSTRA.