

J. PERRY.
PAPER BAG.

APPLICATION FILED JULY 11, 1917.

1,298,252.

Patented Mar. 25, 1919.

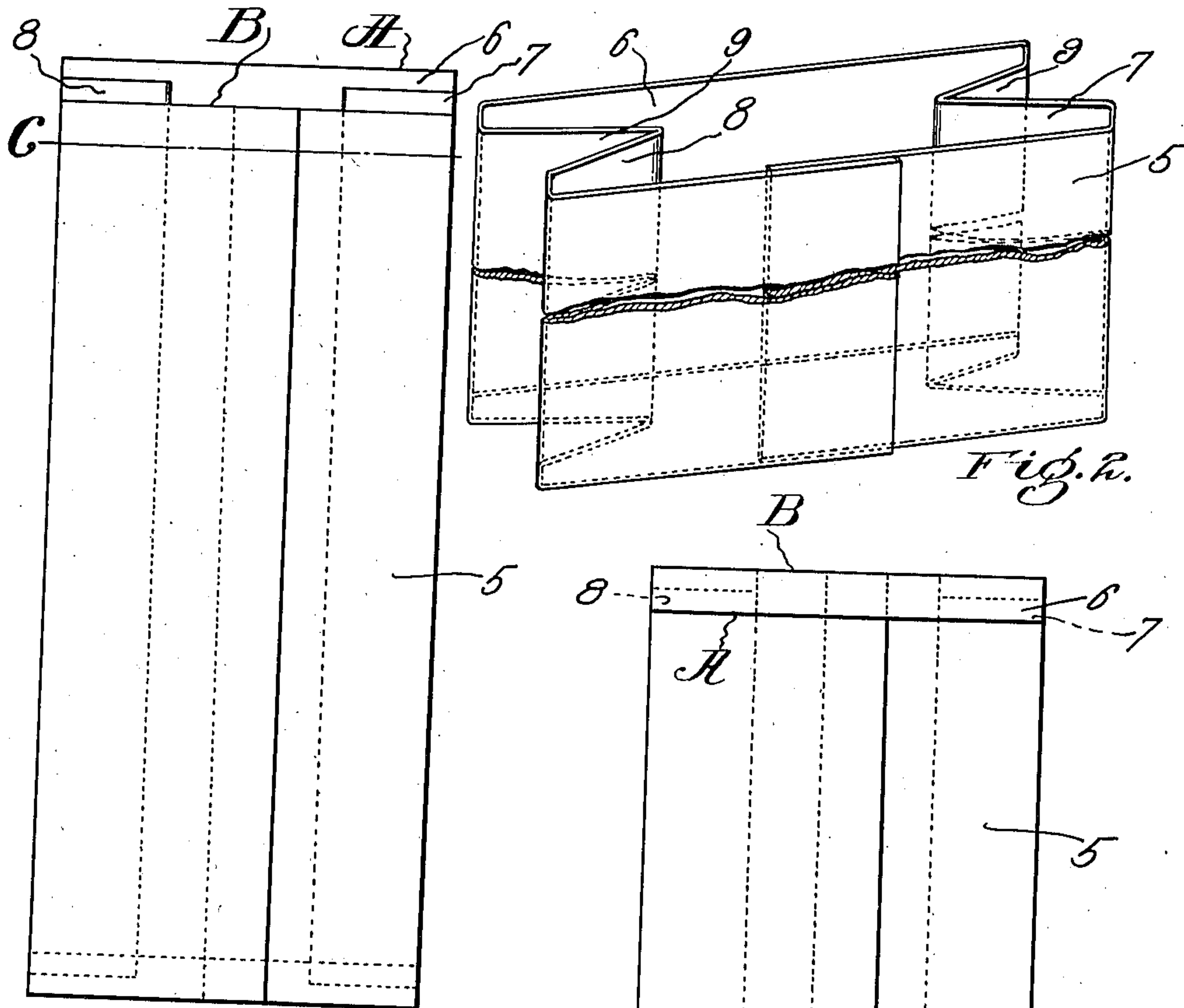


Fig. 1.

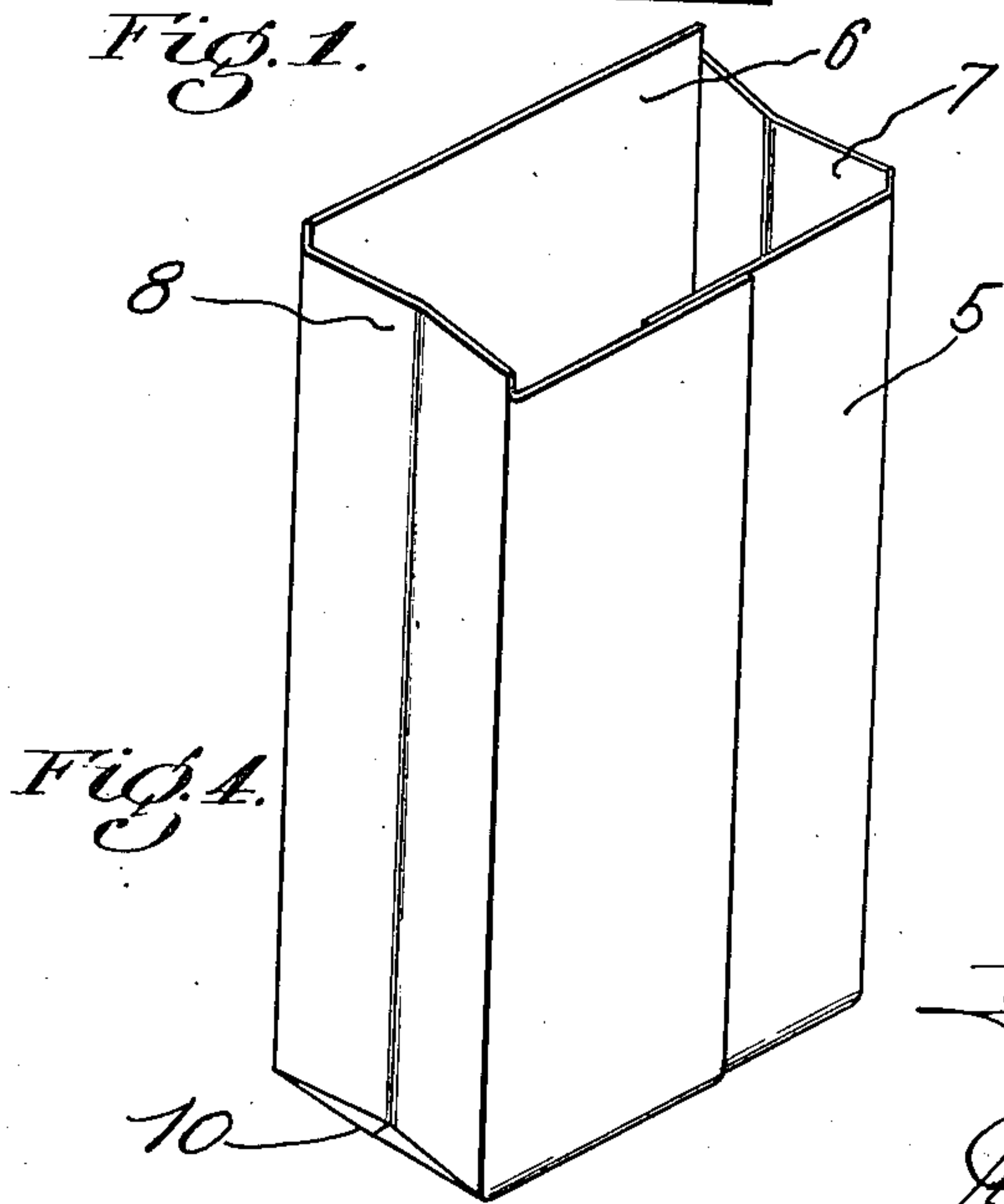


Fig. 4.

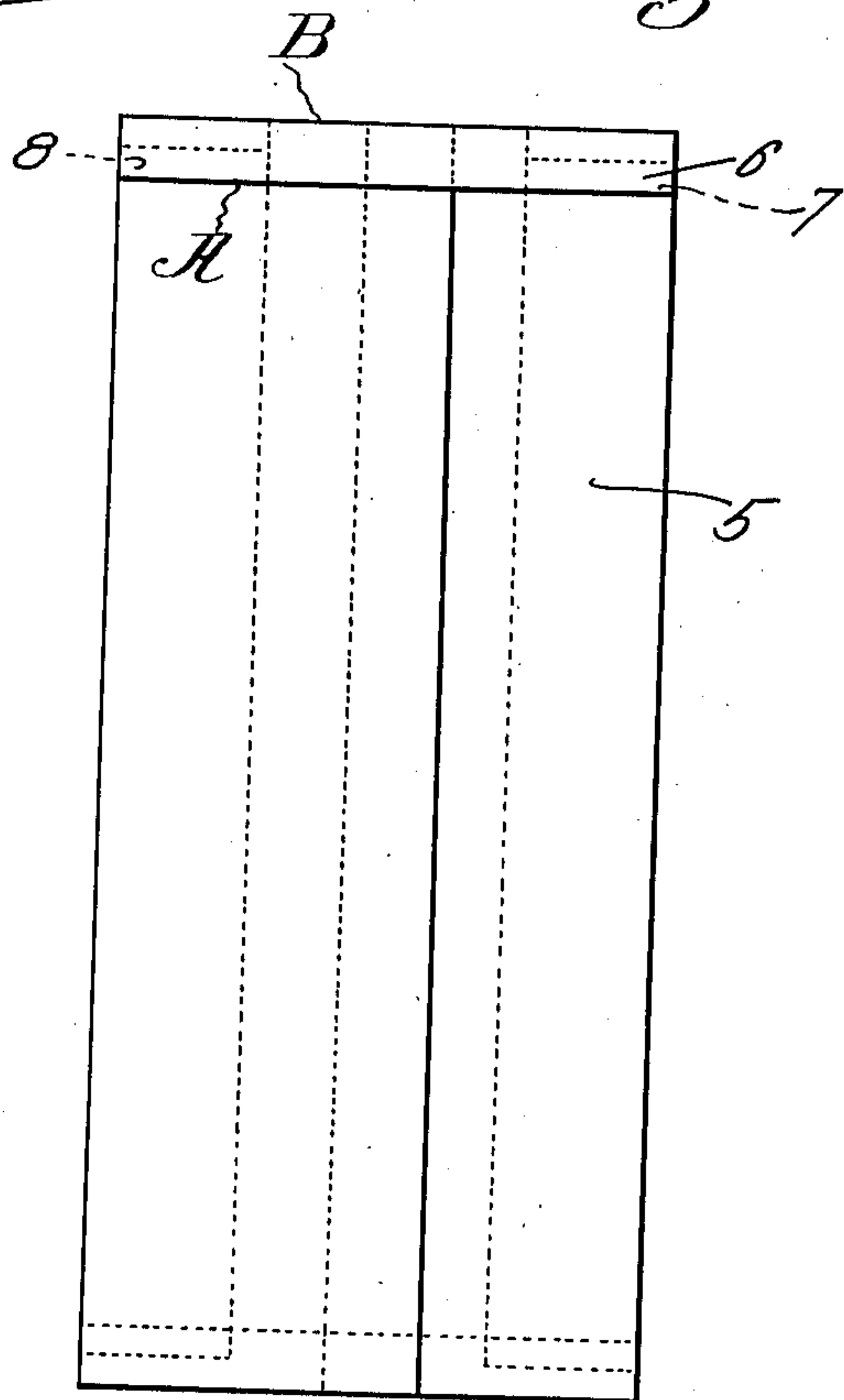


Fig. 3.

Inventor:

James Perry
By his attorney
H. S. Gooding

UNITED STATES PATENT OFFICE.

JAMES PERRY, OF SOMERVILLE, MASSACHUSETTS.

PAPER BAG.

1,298,252.

Specification of Letters Patent.

Patented Mar. 25, 1919.

Application filed July 11, 1917. Serial No. 179,821.

To all whom it may concern:

Be it known that I, JAMES PERRY, a citizen of the United States, residing at Somerville, in the county of Middlesex and State of Massachusetts, have invented new and useful Improvements in Paper Bags, of which the following is a specification.

This invention relates to an improved paper bag which can be constructed from paper bag tube.

The object of the invention is to save paper in the manufacture of that class of bags which, when opened out, are rectangular in cross section and have a flat bottom thereto.

The invention consists of a paper bag such as is described in the following specification and particularly set forth in the claim.

Referring to the drawings:

Figure 1 is a paper bag tube flattened in position for storing or for shipment, and embodying my invention.

Fig. 2 is a perspective view of the same showing the tube partly unfolded and broken away to save space in the drawings.

Fig. 3 is a plan view similar to Fig. 1 but showing the bag completed by folding over one portion thereof on the other and attaching the parts together by adhesive material.

Fig. 4 is a perspective view of the bag completed and opened out ready to be filled.

Like numerals refer to like parts throughout the several views of the drawings.

In the drawings, 5 is the obverse portion of the paper bag, 6 the reverse portion of the same. 7 and 8 are the side portions which, when the bag is collapsed or partly collapsed, form a V 9. It will be noted that at one end of the tube the reverse portion 6 extends beyond the obverse portion, while at the opposite end of the tube the obverse portion extends beyond the reverse portion, but in both cases the side portions 7 and 8 terminate intermediate the ends of the reverse and obverse portions of the bag tube.

By this construction a length of paper tubing having an obverse portion and a reverse portion and side portions folded therebetween may be cut up into sections, each adapted to form a bag, without any waste of material.

To complete the bag the part of the reverse portion which extends beyond the obverse portion and terminates in a line A,

Fig. 1, together with those parts of the side portions 7 and 8 which are included between the end A of the reverse portion and the end edge B of the obverse portion are covered with adhesive material and folded over upon the obverse portion 5 along the end edge B and are attached thereto by said adhesive material, so that when the bag is opened out as illustrated in Fig. 4, the bottom 10 thereof will be tight so that none of the contents can sift through between the bottom and sides of the bag.

The saving in material obtained by my improved bag is made possible on account of the fact that the side portions terminating between the ends of the obverse and reverse portions, said side portions and reverse portion can be folded over on the end edge B of the obverse portion and attached to said obverse portion, whereas in bags of this character heretofore manufactured, the bag is folded along a line approximately located at C. Thus in forming the bag a quantity of paper equal to twice the distance between the end edge B and line C is saved when a bag is constructed in accordance with my invention.

Having thus described my invention, what I claim and desire by Letters Patent to secure is:

A bag comprising a sheet of paper folded to form an obverse portion, a reverse portion and two side portions, said side portions being folded toward each other to form a V between said obverse and reverse portions, said reverse portion at one end thereof extending beyond said obverse portion and said side portions terminating intermediate the ends of said obverse and reverse portions, the portions of said reverse portion and said side portions which extend beyond said obverse portion being folded over upon said obverse portion along the end edge thereof and attached thereto by adhesive material to close the end of said bag and form a bottom therefor, the end of said obverse portion terminating along the line of fold.

In testimony whereof I have hereunto set my hand in presence of two subscribing witnesses.

JAMES PERRY.

Witnesses:

SYDNEY E. TAFT,

CHARLES S. GOODING.