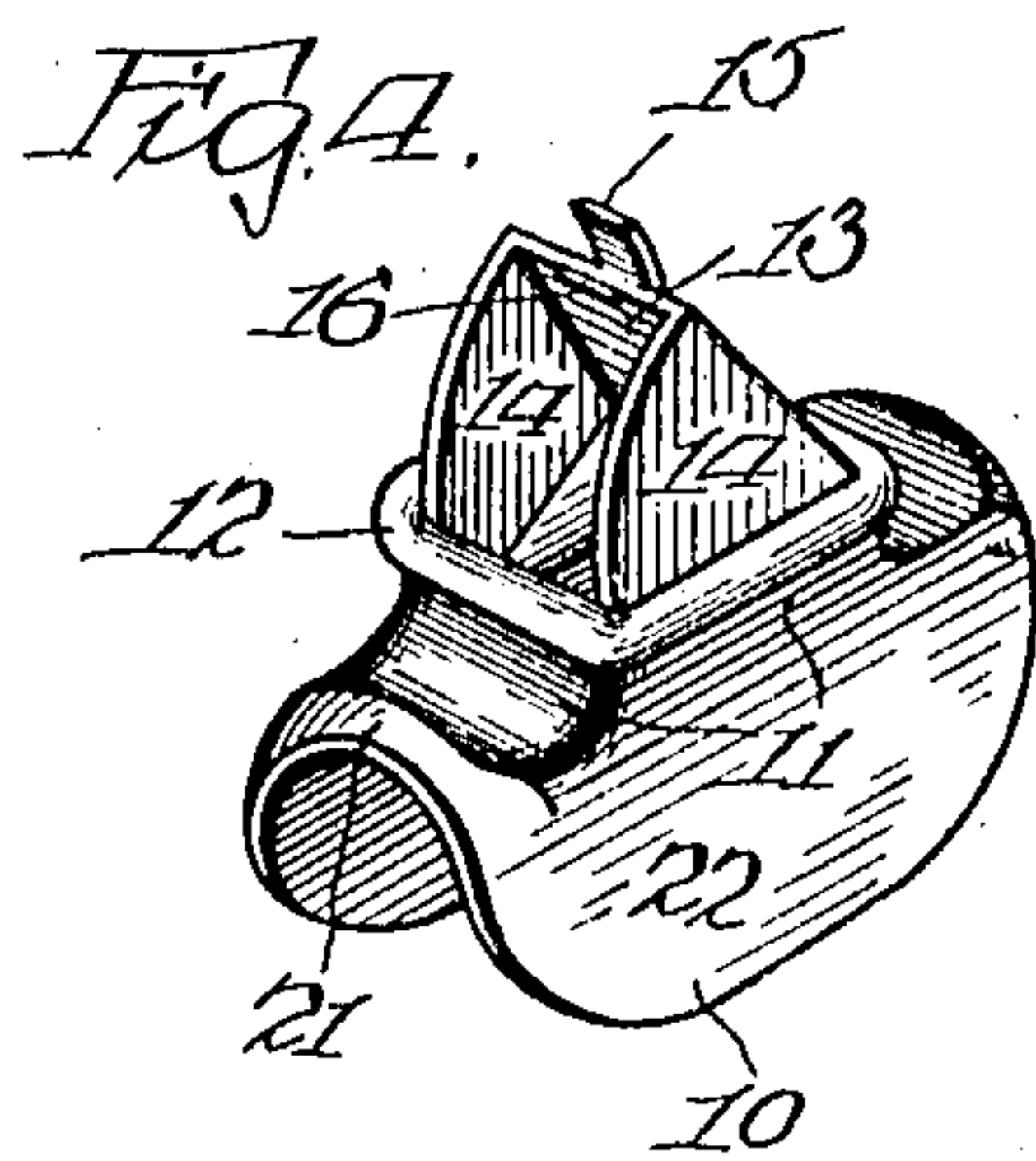
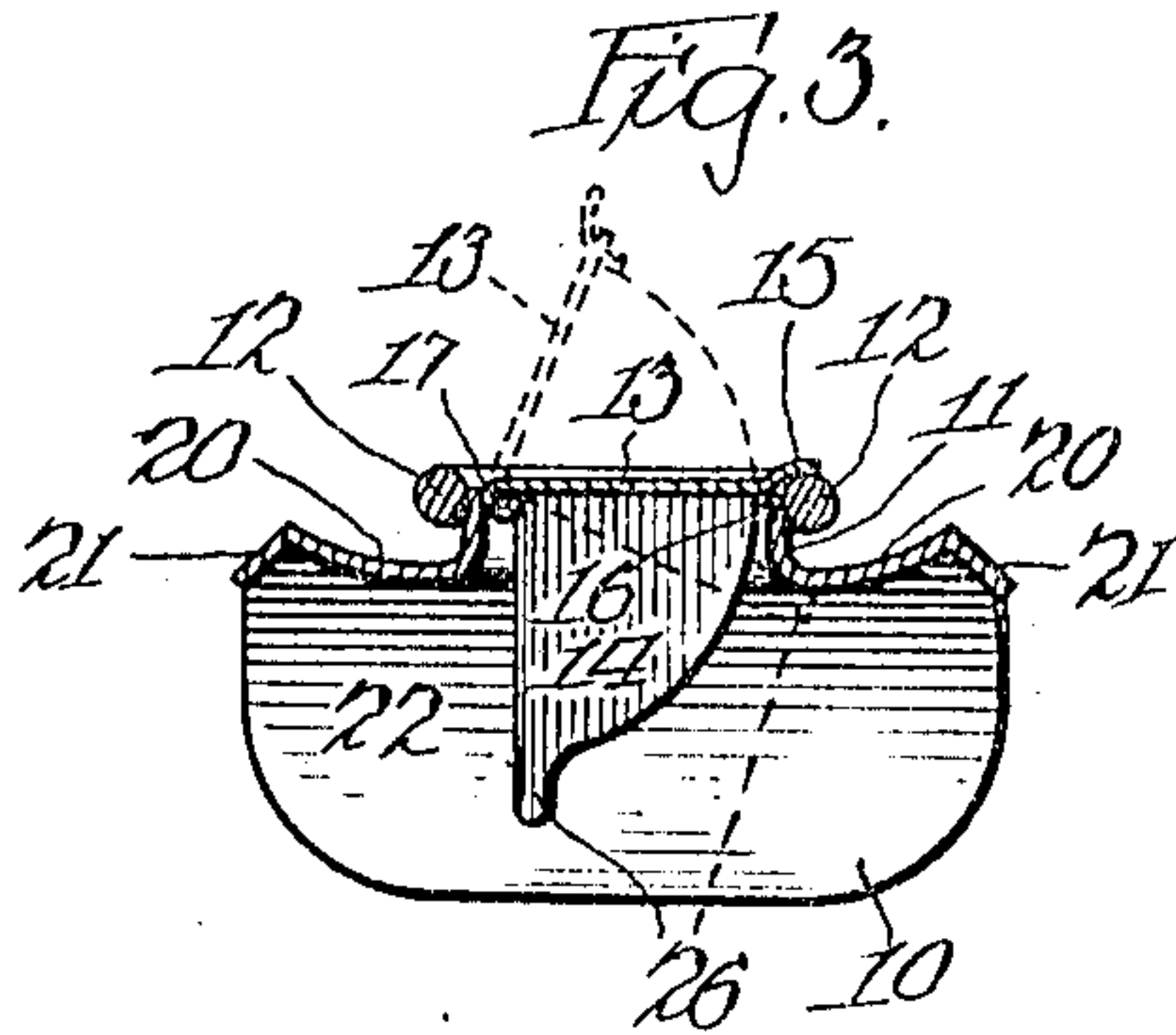
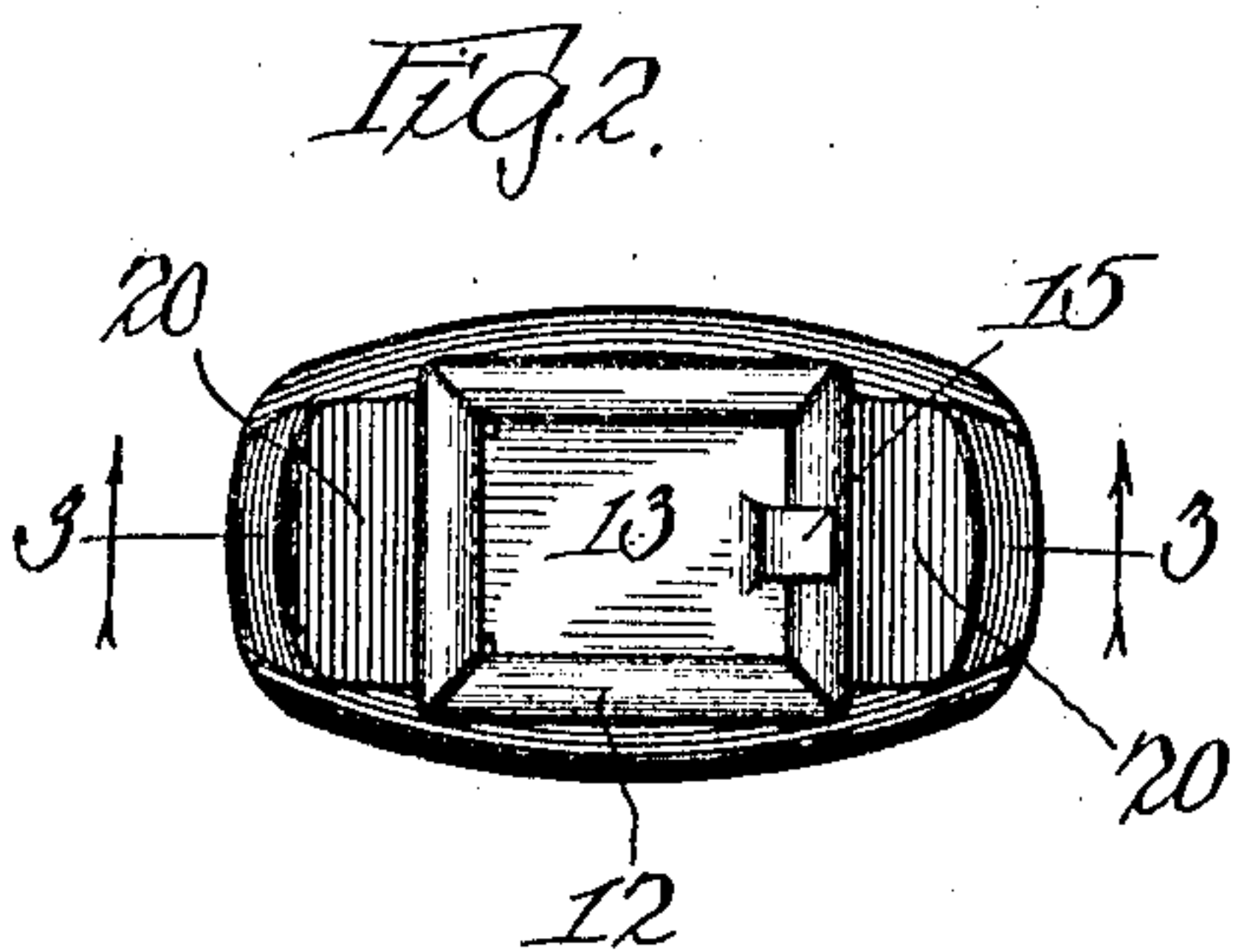
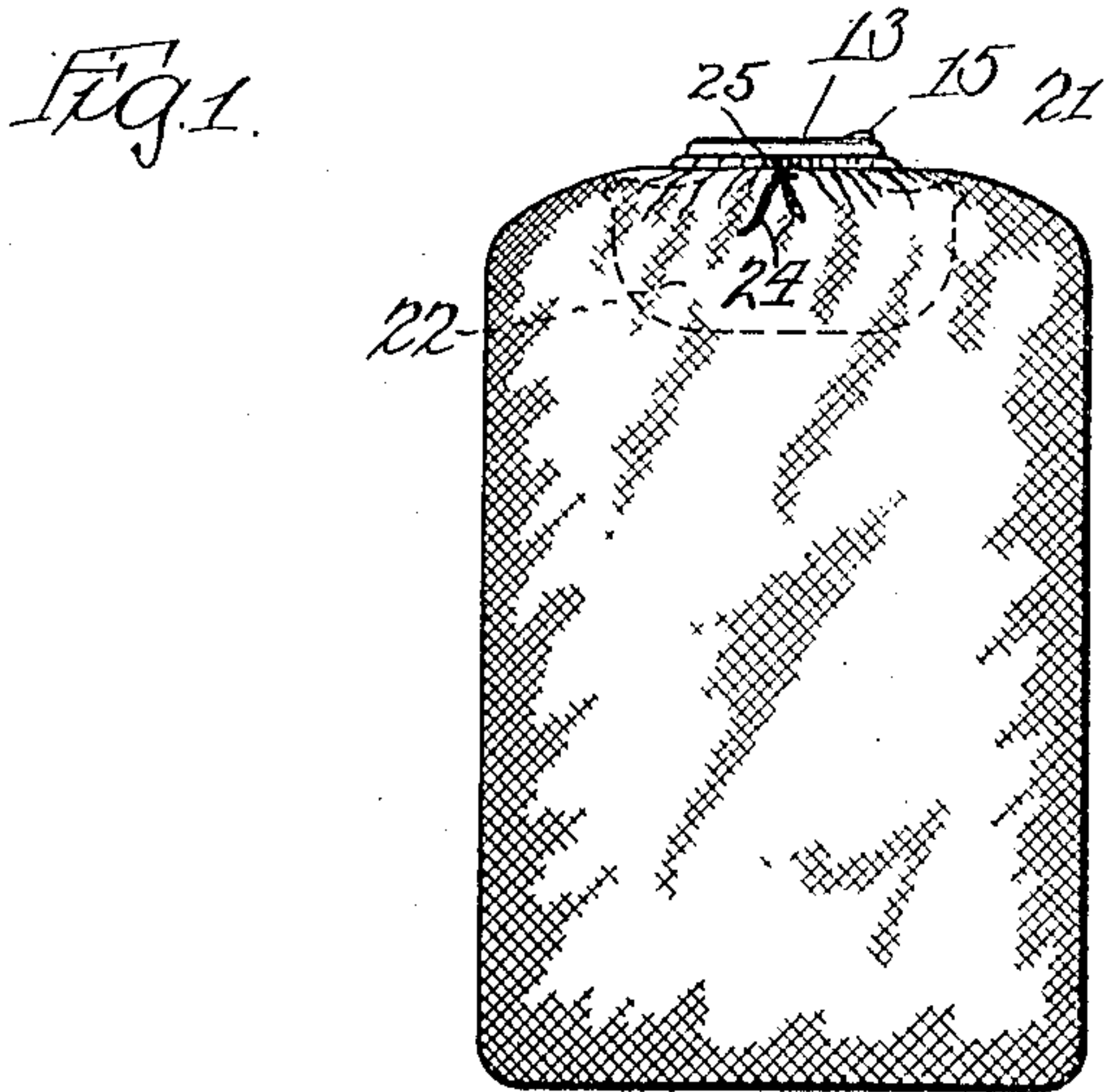


C. A. FOX.  
ATTACHMENT FOR POUCHES OR BAGS.  
APPLICATION FILED APR. 6, 1918.

1,298,193.

Patented Mar. 25, 1919.



WITNESS:

*Leo J. Dumas.*

*Catherine A. Fox* INVENTOR.  
BY *Luther Johns* ATTORNEY



# UNITED STATES PATENT OFFICE.

CATHERINE A. FOX, OF CHICAGO, ILLINOIS.

## ATTACHMENT FOR POUCHES OR BAGS.

1,298,193.

Specification of Letters Patent.

Patented Mar. 25, 1919.

Application filed April 6, 1918. Serial No. 227,032.

*To all whom it may concern:*

Be it known that I, CATHERINE A. FOX, a citizen of the United States, and a resident of Chicago, in the county of Cook and State of Illinois, have made certain new and useful Improvements in Attachments for Pouches or Bags, of which the following is a specification.

My invention relates to attachments for bags or for pouches of bag-like character. It has for its objects the provision of means readily applicable to and easily removable from the bag constituting a readily operable opening and closing gate whereby the contents of the pouch or bag may be easily and conveniently emptied therefrom, and whereby the difficulty and annoyance of opening and closing tie strings while the hands are otherwise engaged is avoided. A particular use and adaptation of these improvements is in connection with tobacco bags for smokers, and is designed to provide a device whereby a pipe or cigarette paper may be readily charged with tobacco, without wastage, and in an easy and satisfactory manner.

In the accompanying drawings which form a part of this specification, I have illustrated the device in what I now consider to be its most advantageous form. In these drawings Figure 1 is a side elevation of a bag containing the improvements thereon;

Fig. 2 is a top plan, on an enlarged scale, of the device complete;

Fig. 3 is a medial transverse section, as on the line 3—3 of Fig. 2; and

Fig. 4 is a perspective of the device with the cover in raised position.

The attachment as shown comprises a body 10, a neck 11, a head 12, a cover 13 having depending sides or wings 14, a finger piece 15, a catch 16 for holding the cover in closed position, and a hinge 17 for the cover or lid.

The body 10 has forwardly and rearwardly extending top portions 20 turned downward at 21, and is provided with downwardly extending side portions 22, thus forming a saddle-like structure, adapted to lie within the open end portion of the pouch or bag, as illustrated in Fig. 1. The head 12 as illustrated comprises an endless rectangular ring formed from a piece of wire, and provides the discharge opening from the neck and body. Between the body 10 and the head 12 is the hollow neck 11, suitably formed by turning upward the material of

the body, and secured to the head 12 as by means of solder. The neck 11 is a constricted part with respect to the body and head, and the head 12 is sufficiently spaced from the top walls 20 to enable the puckered edges of the bag or pouch to enter there and be tightly secured upon the neck by pulling tight the draw strings 24, with which such bags and pouches are provided, and tying them as at 25. When the bag is thus secured the head 12 prevents the device from going into the bag while the body 10 prevents it from coming out.

The lid or cover 13 is hinged at 17 by a hinge pin soldered at its ends to the head and neck thereof. The depending wings 14 are shown as integral with the top or cover 13, and are provided with projecting ends 26 adapted to contact the body, as illustrated by dotted lines in Fig. 3, when the cover is raised, these projecting ends limiting the outward movement of the cover. The catch 16 snaps upon a slightly bent-over portion of the neck wall 11, at the place of engagement as shown in Fig. 3, and in accordance with ordinary practice in catches of the kind shown.

In practice the purchaser of a bag of tobacco opens the same and inserts the device in the neck thereof, as shown in Fig. 1. Thereupon when he desires to obtain some tobacco he merely raises the cover 13 and pours the tobacco through the spout formed by the lid 13 and the side walls 14, well illustrated in Fig. 4, whereupon he simply closes down the cover 13, thus closing the bag. An advantage in the use of such a device resides in the fact that the opening and closing operation may be made with one hand, and the bag may then be inserted in the user's pocket with the same hand, whereas without such a device smokers usually find considerable difficulty in manipulating the tie strings, frequently using their teeth as an aid to closing the bag temporarily, or finding it necessary to prop the bag up while proceeding to finish charging the pipe or wrapping the cigarette. When the bag is exhausted the user transfers the device to a new bag.

In practice the body and neck parts may be formed as an integral stamping from light weight metal, and the cover and its sides may be also a stamping.

Such spout-like hinged closures are well known as a permanent construction in con-



nection with cans and similar containers. What is new in the present disclosure is the combination of such a closure, or other suitable forms thereof, with other elements to  
5 constitute an attachment for the purposes indicated and described.

Modifications of the device as to details of construction and arrangement of parts are feasible within the scope of the invention,  
10 and I contemplate such departures therefrom as are indicated in the accompanying claims.

I claim:

1. An attachment for a bag or pouch comprising a saddle-like body having forwardly and rearwardly extending top portions and downwardly extending side portions, said top and side portions terminating in a short constricted hollow neck adapted to receive  
20 the puckered edges of the open end of the bag or pouch, a head member upon the neck, said head member projecting but slightly above the neck and having a substantially rectangular discharge opening in communication with the hollow interior of the neck,  
25 a substantially flat cover hinged at one side

of the discharge opening, said cover having a side piece or wing at opposite sides thereof and movable closely adjacent to the sides of and within the discharge opening when  
30 the cover is moved, means for limiting the outward movement of the cover, and means for holding the cover readily releasably in closed position.

2. An attachment for a bag or pouch comprising a hollow body and a substantially rectangular head member, and between the two a short hollow neck providing on its outer surface substantially a channel or groove between the head and body for receiving the puckered edges of the open end  
40 of the bag or pouch, said head having a rectangular discharge opening in communication with the hollow neck and body portions, a substantially rectangular cover for said  
45 discharge opening hinged to the device and having depending side portions lying closely adjacent to the sides of and within the discharge opening and forming, together with the cover, a spout when the cover is raised. 50

CATHERINE A. FOX.

Copies of this patent may be obtained for five cents each, by addressing the "Commissioner of Patents, Washington, D. C."