

A. M. YEAKEL.
CARRIER FOR BASKETS, BUNDLES, &c.
APPLICATION FILED JAN. 11, 1919.

1,298,144.

Patented Mar. 25, 1919.

Fig. 1.




Fig. 2.




Fig. 3.


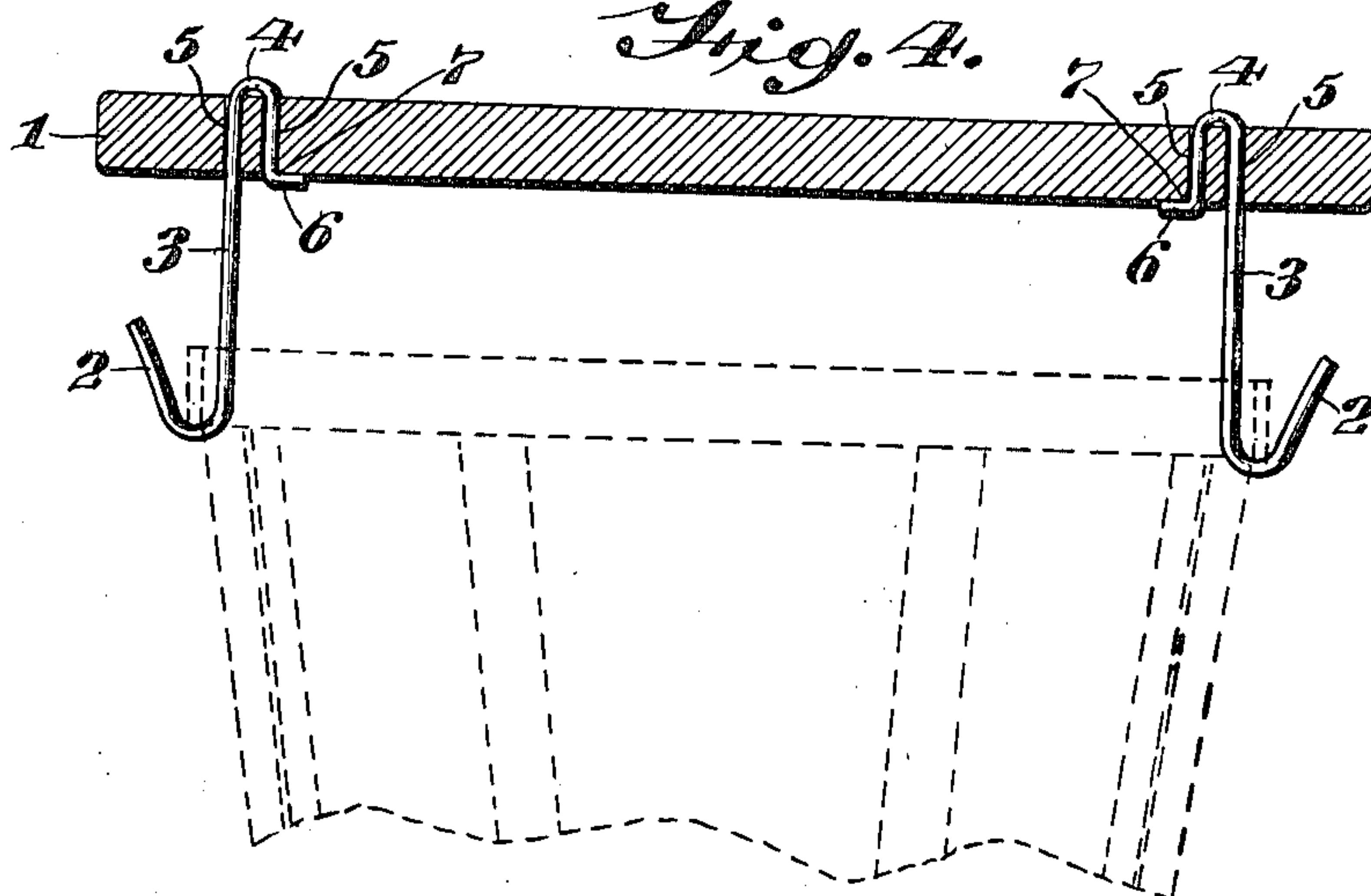


Fig. 4.



INVENTOR
Abraham M. Yeakel.
BY
Diedersheim & Fairbanks
ATTORNEYS.

UNITED STATES PATENT OFFICE.

ABRAHAM M. YEAKEL, OF PERKASIE, PENNSYLVANIA, ASSIGNOR OF ONE-HALF TO
WILSON L. YEAKEL, OF PERKASIE, PENNSYLVANIA.

CARRIER FOR BASKETS, BUNDLES, &c.

1,298,144.

Specification of Letters Patent.

Patented Mar. 25, 1919.

Application filed January 11, 1919. Serial No. 270,631.

To all whom it may concern:

Be it known that I, ABRAHAM M. YEAKEL, a citizen of the United States, residing at Perkasia, in the county of Bucks, State of Pennsylvania, have invented a new and useful Carrier for Baskets, Bundles, &c., of which the following is a specification.

My invention consists of a carrier for a basket, bundle, etc., constructed of a handle, rod or bar, and hooks, which latter are adapted to take hold of a basket, bundle, etc., said hooks having shanks on whose upper portions are loop-like and elbow-like members which are engaged with and embedded in said rod and clenched on said rod whereby the hooks are connected firmly with said rod and prevented from disengagement from and turning on said rod, the carrier being also of inexpensive and durable construction, all as will be hereinafter set forth, the novel features of the same being pointed out in the claims.

The invention is satisfactorily illustrated in the accompanying drawing, but the important instrumentalities thereof may be varied, and so it is to be understood that the invention is not limited to the specific details shown and described, as long as they are within the spirit or scope of the claims.

Figure 1 represents a perspective view of a carrier embodying my invention.

Fig. 2 represents a top plan view thereof.

Fig. 3 represents a bottom plan view thereof.

Fig. 4 represents a longitudinal section thereof on line 4—4 Fig. 2.

Similar numerals of reference indicate corresponding parts in the figures.

Referring to the drawings,

1 designates the hand portion of my carrier which is formed of a stick, rod or bar of work of suitable length and which I denominate hereafter as a rod.

Depending from opposite end portions of said rod are the hooks 2 which are formed of sufficiently strong wire and are continuous of the shanks 3, the upper parts of which are bent downwardly producing the loops 4 whose limbs occupy openings 5 in the respective end portions of the rod.

The inner limbs of each loop are of such length that their lower ends are enabled to be

bent laterally under the rod forming the lips 6 which with said limbs constitute elbows 7 on the upper terminals of the shanks, said lips being clenched on said rod.

It will be seen that the top bends of the loops 4 prevent the shanks from being drawn downwardly through the rod. The lips 6 prevent said shanks from being pushed upwardly through said rod. The two limbs of each loop 4 in the rod prevent the shanks from turning in the rod, and thus the hooks are connected firmly and immovably with the rod, and so they may be engaged with a proper portion of a basket, bundle, etc., without liability to shift thereon and disengage therefrom and the device will be formed of strong and durable nature, it being evident that two baskets, bundles, or packages may be carried by my device, one by each hand, with a good and firm grip and in a most convenient manner.

The carrier may be readily removed from the basket, bundle, etc., and may render continued service with other baskets, bundles, etc.

Having thus described my invention what I claim as new and desire to secure by Letters Patent, is:—

1. A carrier of the character stated consisting of a rod and hook-like members depending therefrom, said hooks having shanks, loops on said shanks, and laterally deflected lips on the terminals of the limbs of said loops forming elbows with said limbs, said limbs being embedded in said rod, and said lips being adapted to engage angularly the side of said rod.

2. In a carrier of the character stated, a rod, and hook-like members pendent therefrom, said members having shanks continuous thereof, loops continuous of said shanks, and lips continuous of said loops forming elbows, said loops having their limbs adapted to be embedded in said stick, and said lips being adapted to be deflected laterally from said loops to be clenched to said rod on the exterior thereof.

ABRAHAM M. YEAKEL.

Witnesses:

JOHN A. WIEDERSHEIM,
N. BUSSENGER.