



US012137277B1

(12) **United States Patent**
Kenny et al.

(10) **Patent No.:** **US 12,137,277 B1**
(45) **Date of Patent:** ***Nov. 5, 2024**

(54) **COPYRIGHT COMPLIANT TRICK
PLAYBACK MODES IN A SERVICE
PROVIDER NETWORK**

(71) Applicant: **CSC Holdings, LLC**, Bethpage, NY
(US)

(72) Inventors: **John Kenny**, Lake Grove, NY (US);
Peter Caramanica, Westbury, NY
(US); **John Markowski**, Smithtown,
NY (US)

(73) Assignee: **CSC Holdings, LLC**, Bethpage, NY
(US)

(*) Notice: Subject to any disclaimer, the term of this
patent is extended or adjusted under 35
U.S.C. 154(b) by 0 days.

This patent is subject to a terminal dis-
claimer.

(21) Appl. No.: **18/317,240**

(22) Filed: **May 15, 2023**

Related U.S. Application Data

(63) Continuation of application No. 17/699,806, filed on
Mar. 21, 2022, now Pat. No. 11,659,254, which is a
(Continued)

(51) **Int. Cl.**
H04N 21/6587 (2011.01)
H04N 21/231 (2011.01)
H04N 21/6408 (2011.01)

(52) **U.S. Cl.**
CPC ... *H04N 21/6587* (2013.01); *H04N 21/23113*
(2013.01); *H04N 21/6408* (2013.01)

(58) **Field of Classification Search**
CPC H04N 21/6587; H04N 21/23113; H04N
21/6408

See application file for complete search history.

(56) **References Cited**

U.S. PATENT DOCUMENTS

5,440,334 A * 8/1995 Walters H04N 7/17318
348/E7.071
5,550,577 A * 8/1996 Verbiest H04N 7/17336
348/E7.075

(Continued)

FOREIGN PATENT DOCUMENTS

AU 2008275579 A1 1/2009
CN 105871872 A 8/2016

(Continued)

OTHER PUBLICATIONS

Atlas Venture Boston, "Adelphia Extends Partnership with Gotuit
Media to Enhance On Demand Programming with Personalized
Viewing," printed from <http://www.atlasventure.com/newsandevents/news.cfm?id=308&p=1>, Feb. 7, 2007 (2 pages).

(Continued)

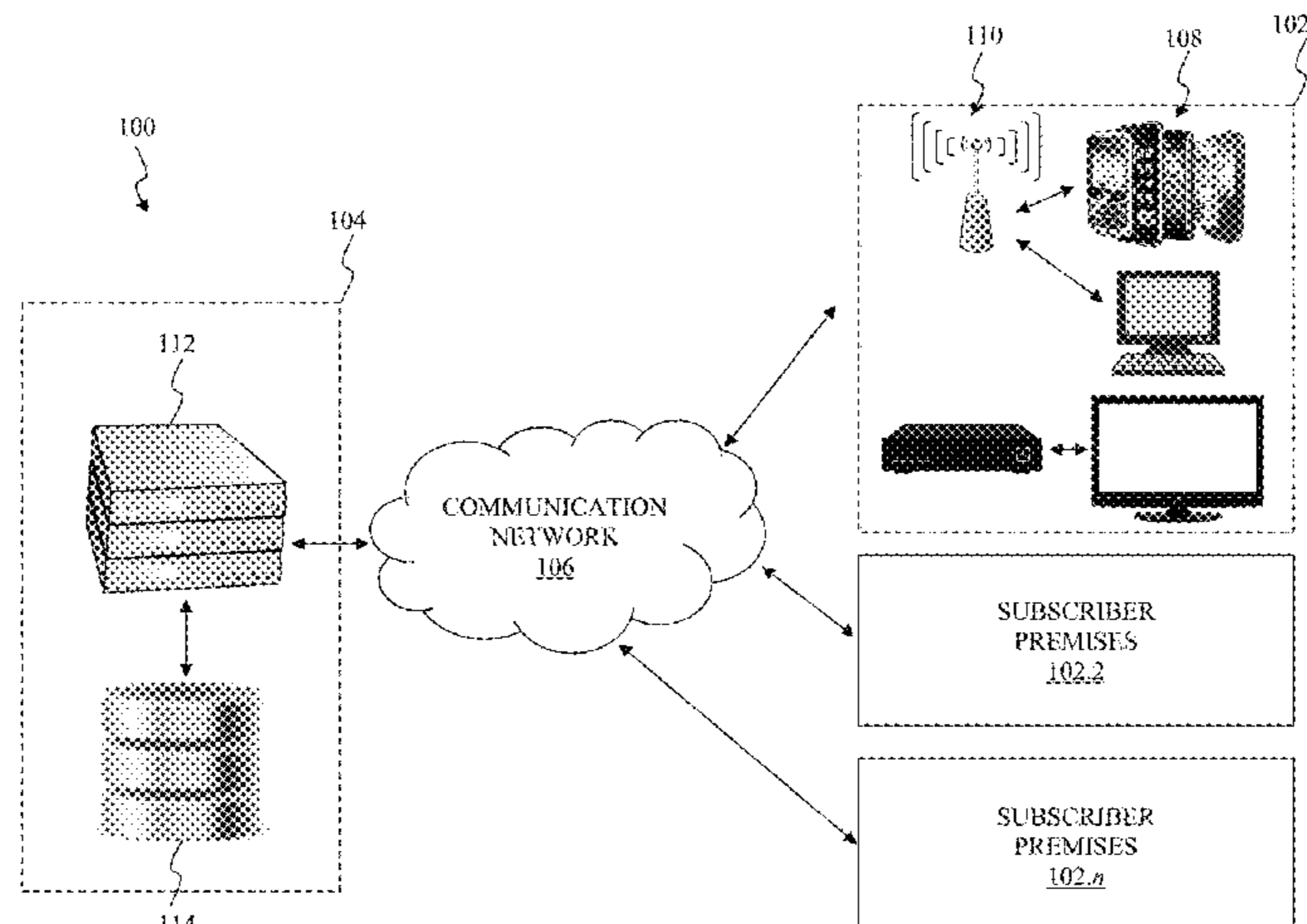
Primary Examiner — Michael B. Pierorazio

(74) *Attorney, Agent, or Firm* — Sterne, Kessler,
Goldstein & Fox P.L.L.C.

(57) **ABSTRACT**

A service provider network can enable subscriber of a
service with capabilities of performing one or more trick
playback modes, such as pause, play, stop, fast-forward,
and/or rewind to provide some examples, on media content
provided by a service provider network that is being pres-
ently viewed by one or more subscribers while abiding by
current copyright laws. The service provider network can
broadcast the media content to a subscriber device that is
associated with the subscriber and can simultaneously store
an exclusive copy of the media content being displayed by
the subscriber device. And, the systems, methods, and
apparatuses can time-shift the exclusive copy of the media
content in accordance with the one or more trick playback
modes and can unicast the time-shifted copy of the media

(Continued)



content to the subscriber device to perform the one or more trick playback modes.

20 Claims, 4 Drawing Sheets

Related U.S. Application Data

continuation of application No. 17/186,475, filed on Feb. 26, 2021, now Pat. No. 11,284,165.

(56)

References Cited

U.S. PATENT DOCUMENTS

5,568,181 A *	10/1996	Greenwood	H04N 21/23113	725/95	2002/0138844 A1 *	9/2002	Otenasek	H04N 7/17336	345/530
5,720,037 A *	2/1998	Biliris	H04N 7/17336	709/219	2002/0174147 A1	11/2002	Wang et al.			
5,721,829 A	2/1998	Dunn et al.				2003/0044170 A1 *	3/2003	Haddad	H04N 5/76	386/241
6,002,720 A *	12/1999	Yurt	H04N 21/234381	348/E7.071	2003/0070182 A1 *	4/2003	Pierre	H04N 21/4325	725/135
6,151,444 A	11/2000	Abecassis				2003/0097659 A1 *	5/2003	Goldman	H04N 21/442	725/89
6,182,128 B1 *	1/2001	Kelkar	H04N 21/439	348/E7.071	2003/0113027 A1	6/2003	Chan et al.			
6,233,389 B1 *	5/2001	Barton	H04N 5/76	386/E5.07	2003/0149988 A1 *	8/2003	Ellis	H04N 21/812	725/62
6,636,953 B2	10/2003	Yuasa et al.				2003/0169813 A1	9/2003	Van Der Schaar			
6,801,947 B1 *	10/2004	Li	H04N 7/17327	725/87	2003/0177247 A1	9/2003	Dunning et al.			
6,963,590 B1	11/2005	Mann et al.				2003/0208765 A1 *	11/2003	Urdang	H04N 21/8545	348/E7.071
6,985,932 B1 *	1/2006	Glaser	H04H 20/82	709/219	2003/0208767 A1 *	11/2003	Williamson	H04N 21/4325	348/E7.071
7,000,242 B1 *	2/2006	Haber	G06Q 40/12	725/43	2003/0233663 A1	12/2003	Rao et al.			
7,080,400 B1 *	7/2006	Navar	H04N 7/17336	725/86	2004/0006698 A1 *	1/2004	Apfelbaum	G11B 19/00	
7,325,245 B1 *	1/2008	Clapper	H04N 21/858	725/54	2004/0057449 A1	3/2004	Black			
7,469,284 B1	12/2008	Dubrovsky et al.				2004/0098463 A1	5/2004	Shen et al.			
7,624,412 B2 *	11/2009	McEvelly	H04N 21/2668	725/39	2004/0133923 A1 *	7/2004	Watson	H04N 5/76	348/E7.071
7,802,275 B1	9/2010	Fernandez et al.				2004/0187164 A1 *	9/2004	Kandasamy	H04N 21/4227	725/132
8,132,221 B2	3/2012	Malik				2004/0193648 A1	9/2004	Lai et al.			
8,732,776 B2 *	5/2014	Youssefmir	H04N 21/25808	709/221	2004/0194146 A1 *	9/2004	Bates	H04N 21/4396	725/110
8,782,285 B1	7/2014	Cassidy et al.				2004/0203353 A1 *	10/2004	Connor	H04M 1/72415	455/420
8,997,136 B2 *	3/2015	Brooks	H04N 21/6125	725/31	2004/0226034 A1 *	11/2004	Kaczowka	H04N 5/76	725/35
9,077,667 B2	7/2015	Sridhar				2004/0250282 A1 *	12/2004	Bankers	H04N 21/47214	725/38
9,369,723 B2	6/2016	Syed				2004/0255336 A1 *	12/2004	Logan	H04N 21/4663	725/38
9,473,548 B1	10/2016	Chakrovorthy et al.				2004/0268386 A1 *	12/2004	Logan	H04N 21/2543	348/E7.071
9,571,782 B2 *	2/2017	Rutledge	H04N 21/44204		2005/0033850 A1 *	2/2005	Kirkland	H04N 21/835	709/228
9,819,984 B1 *	11/2017	Neill	H04N 21/6118		2005/0034171 A1 *	2/2005	Benya	H04N 21/23614	348/E7.071
9,888,267 B2	2/2018	Compton				2005/0251827 A1 *	11/2005	Ellis	H04N 21/84	348/E5.103
9,955,203 B2 *	4/2018	Phillips	H04N 21/21815		2005/0267813 A1 *	12/2005	Monday	H04N 21/47	705/14.69
10,158,913 B1	12/2018	Rutledge				2006/0015580 A1	1/2006	Gabriel et al.			
10,178,425 B1 *	1/2019	Neill	H04N 21/23109		2006/0020993 A1 *	1/2006	Hannum	H04N 21/6168	725/111
10,638,184 B2 *	4/2020	Phillips	H04N 21/2747		2006/0080703 A1 *	4/2006	Compton	H04N 21/6581	348/E7.07
10,904,329 B1	1/2021	Wartski et al.				2006/0130116 A1 *	6/2006	Shi	H04N 21/4333	725/89
10,986,390 B2 *	4/2021	Phillips	H04N 21/26258		2006/0140584 A1 *	6/2006	Ellis	H04N 21/4782	348/E7.063
11,064,239 B1	7/2021	Neill et al.				2006/0218604 A1 *	9/2006	Riedl	H04N 21/8358	348/E7.071
11,122,330 B1	9/2021	Rutledge				2006/0265384 A1	11/2006	Lee et al.			
11,175,434 B2	11/2021	Laverne				2007/0044132 A1	2/2007	Kubo et al.			
11,284,165 B1	3/2022	Kenny et al.				2007/0094702 A1 *	4/2007	Khare	H04N 21/4335	725/89
11,641,396 B1	5/2023	Wartski et al.				2007/0124250 A1	5/2007	Yamashima et al.			
11,659,254 B1	5/2023	Kenny et al.				2007/0130601 A1	6/2007	Li et al.			
2001/0043616 A1	11/2001	Hild et al.				2007/0154190 A1	7/2007	Gilley et al.			
2002/0026645 A1	2/2002	Son et al.				2007/0162941 A1	7/2007	Bennett et al.			
2002/0069405 A1 *	6/2002	Chapin	H04N 21/47205	725/135	2007/0180135 A1	8/2007	Kenrick et al.			
2002/0076195 A1 *	6/2002	Nakajima	H04N 21/426	348/E5.108	2007/0226169 A1	9/2007	Solyanik et al.			
2002/0094025 A1	7/2002	Hanamura et al.				2007/0239787 A1	10/2007	Cunningham et al.			
						2007/0245384 A1 *	10/2007	Walter	H04W 88/02	725/62
						2007/0263514 A1	11/2007	Iwata et al.			
						2007/0263980 A1 *	11/2007	Chen	G11B 27/005	386/214
						2007/0268164 A1	11/2007	Lai et al.			
						2007/0276925 A1 *	11/2007	La Joie	H04N 21/835	709/219

(56)

References Cited

U.S. PATENT DOCUMENTS

2007/0294170 A1* 12/2007 Vantalon H04N 21/4627
705/50
2008/0001791 A1 1/2008 Wanigasekara-Mohotti et al.
2008/0005770 A1* 1/2008 Acharya H04N 21/6587
348/E7.071
2008/0027953 A1 1/2008 Morita et al.
2008/0031590 A1* 2/2008 Kulas H04N 9/8227
386/E9.04
2008/0046929 A1 2/2008 Cho et al.
2008/0059645 A1* 3/2008 Gregotski H04L 61/2564
709/231
2008/0091535 A1* 4/2008 Heiser G06Q 30/0273
705/14.69
2008/0134239 A1* 6/2008 Knowles H04N 21/4755
725/39
2008/0134278 A1* 6/2008 Al-Karmi H04L 12/2834
455/556.1
2008/0140818 A1* 6/2008 Du Breuil H04N 21/6137
709/223
2008/0209066 A1 8/2008 Spio et al.
2008/0216119 A1 9/2008 Pfeffer et al.
2008/0216135 A1 9/2008 Pfeffer et al.
2008/0216136 A1 9/2008 Pfeffer et al.
2009/0006643 A1 1/2009 Lee
2009/0019492 A1 1/2009 Grasset
2009/0028182 A1 1/2009 Brooks et al.
2009/0029681 A1* 1/2009 Clemow H04M 1/72427
455/412.2
2009/0119322 A1 5/2009 Mills et al.
2009/0138507 A1* 5/2009 Burckart G11B 27/105
2009/0154556 A1 6/2009 Kim et al.
2010/0034257 A1 2/2010 Sedeffow
2010/0036963 A1* 2/2010 Gahm H04N 21/47202
709/231
2010/0115567 A1* 5/2010 Gupta H04N 21/4131
725/106
2010/0115568 A1* 5/2010 Gupta H04N 21/4755
725/106
2010/0115575 A1 5/2010 Yu et al.
2010/0174804 A1 7/2010 Sonoyama
2011/0022801 A1 1/2011 Flynn
2011/0035600 A1 2/2011 Busser et al.
2011/0106910 A1 5/2011 Grasset
2011/0209185 A1 8/2011 Cho et al.
2011/0255555 A1 10/2011 Alexander
2011/0320559 A1 12/2011 Foti
2012/0023251 A1 1/2012 Pyle et al.
2012/0036048 A1 2/2012 Robb et al.
2012/0054664 A1 3/2012 Dougall et al.
2012/0084811 A1* 4/2012 Thompson H04N 21/812
725/34
2012/0084812 A1* 4/2012 Thompson H04N 21/44204
725/34
2012/0144408 A1* 6/2012 Kim H04N 21/854
725/60
2012/0144424 A1 6/2012 Ganesan et al.
2012/0185530 A1 7/2012 Reza
2012/0210382 A1 8/2012 Walker et al.
2012/0254536 A1 10/2012 Wilke
2012/0266198 A1 10/2012 Kanojia et al.
2013/0044260 A1 2/2013 Vestergaard et al.
2013/0151493 A1 6/2013 Roth et al.
2013/0262559 A1 10/2013 Neerings et al.
2014/0025837 A1 1/2014 Swenson et al.
2014/0040956 A1 2/2014 Cho et al.
2014/0059134 A1 2/2014 Chiu et al.
2014/0068789 A1 3/2014 Watts et al.
2014/0082124 A1 3/2014 van Coppenolle et al.
2014/0108585 A1 4/2014 Barton et al.
2014/0115090 A1 4/2014 Hasek
2014/0181864 A1 6/2014 Marshall et al.
2014/0269401 A1 9/2014 Gondi et al.
2014/0269920 A1 9/2014 Rodriguez et al.
2014/0282787 A1 9/2014 Wirick et al.

2014/0328569 A1 11/2014 Strobl et al.
2014/0337901 A1 11/2014 Phillips et al.
2014/0337903 A1 11/2014 Zhu et al.
2014/0337909 A1 11/2014 Phillips et al.
2014/0359140 A1 12/2014 Shankarraman
2014/0359166 A1 12/2014 Mamidwar et al.
2015/0007237 A1 1/2015 Good
2015/0046526 A1 2/2015 Bush et al.
2015/0113058 A1 4/2015 Zhang et al.
2015/0135214 A1* 5/2015 Reisman H04H 60/35
725/37
2015/0189018 A1 7/2015 Cassidy et al.
2015/0227294 A1 8/2015 Talvensaari et al.
2015/0242500 A1 8/2015 Walker et al.
2015/0243078 A1 8/2015 Watson et al.
2015/0244973 A1 8/2015 Mullen et al.
2015/0249859 A1 9/2015 Hartley et al.
2015/0269950 A1 9/2015 Schug et al.
2015/0281710 A1 10/2015 Sievert et al.
2015/0324379 A1 11/2015 Danovitz et al.
2015/0339303 A1 11/2015 Perlegos
2015/0341687 A1 11/2015 Luthra et al.
2015/0350726 A1 12/2015 Tan
2015/0363422 A1 12/2015 Shibayama et al.
2016/0014411 A1 1/2016 Sychev
2016/0088084 A1 3/2016 Suman
2016/0164938 A1 6/2016 Yu
2016/0179826 A1 6/2016 Batra
2016/0191961 A1 6/2016 Fisher et al.
2016/0210165 A1 7/2016 Ma
2016/0224310 A1 8/2016 Wallner et al.
2016/0239437 A1 8/2016 Le et al.
2016/0261912 A1 9/2016 Gratton
2016/0309211 A1 10/2016 Grasset
2016/0316234 A1 10/2016 Casey et al.
2016/0323348 A1 11/2016 Bradbury et al.
2016/0323351 A1 11/2016 Luthra et al.
2016/0337477 A1 11/2016 Bush et al.
2016/0344789 A1 11/2016 Watts et al.
2016/0360243 A1 12/2016 Arbuckle et al.
2016/0371286 A1 12/2016 Danovitz et al.
2017/0006314 A1 1/2017 Danovitz et al.
2017/0034112 A1 2/2017 Perlegos
2017/0064311 A1 3/2017 Ma
2017/0064344 A1 3/2017 Peterson et al.
2017/0111670 A1 4/2017 Ducloux et al.
2017/0264968 A1 9/2017 Mao et al.
2017/0339206 A1 11/2017 Holden et al.
2017/0344335 A1 11/2017 Lection et al.
2017/0353768 A1 12/2017 Muvavarirwa
2018/0124445 A1 5/2018 Beili et al.
2018/0167626 A1 6/2018 Andersson et al.

FOREIGN PATENT DOCUMENTS

EP 0 757 487 B1 6/2000
EP 2 151 970 A1 2/2010
EP 2 977 915 A1 1/2016
FR 3036210 A1 11/2016
WO WO 2009/009106 A1 1/2009

OTHER PUBLICATIONS

Czyrnek, M. et al., "Large -scale multimedia content delivery over optical networks for interactive TV services," *Future Generation Computer Systems*, vol. 22, Elsevier B.V., 2006 (pp. 1018-1024).
Fujii, R., "AT&T Moving into Cable Territory With Homezone Service," printed from <http://www.backchannelmedia.com/newsletter/articles/4881/ATampT-Moving-into-Cable-T...>, Nov. 10, 2006 (3 pages).
Incentra Solutions, Inc., "Front Porch Digital Signs Global Reseller Agreement with Volicon," printed from <http://www.incentrasolutions.com/print.php/SID/37/aid/159/pid/211nid/447/siteype/Incentra...>, Sep. 27, 2005 (3 pages).
Mercer, C., "Keeping up with content: *How to successfully manage VOD's bread-and-butter*," CED—www.cedmagazine.com, Dec. 2004 (pp. 51-54).

(56)

References Cited

OTHER PUBLICATIONS

Mostefaoui, A., "A modular and adaptive framework for large scale video indexing and content-based retrieval: the SIRALE system," *Software-Practice and Experience*, vol. 36, John Wiley & Sons, Ltd., 2006 (pp. 871-890).

"Vividon and EMC Agree to Integrate 'Best in Class' On-demand Streaming and Centra Content Addressed Storage," *PRNewswire*, (Sep. 16, 2002): NEM01616092002, InfoTrac OneFile, Thomson Gale. Social Law Library, Feb. 7, 2007 (2 pages).

Wang, B. et al., "Optimal Proxy Cache Allocation for Efficient Streaming Media Distribution," *IEEE INFOCOM*, 2002 (pp. 1726-1735).

Yeldell, C., "Scripps, Amazon.Com Make Unbox Agreement; Deal Will Allow Shoppers to Access Network's Programs With Digital Video Download," printed from <http://www.redorbit.com/modules/news/tools.php?tool-print&id=776909>, dated Feb. 7, 2007 (2 pages).

U.S. Appl. No. 12/055,795, filed Mar. 26, 2008, entitled "Digital Video Recording With Remote Storage".

* cited by examiner

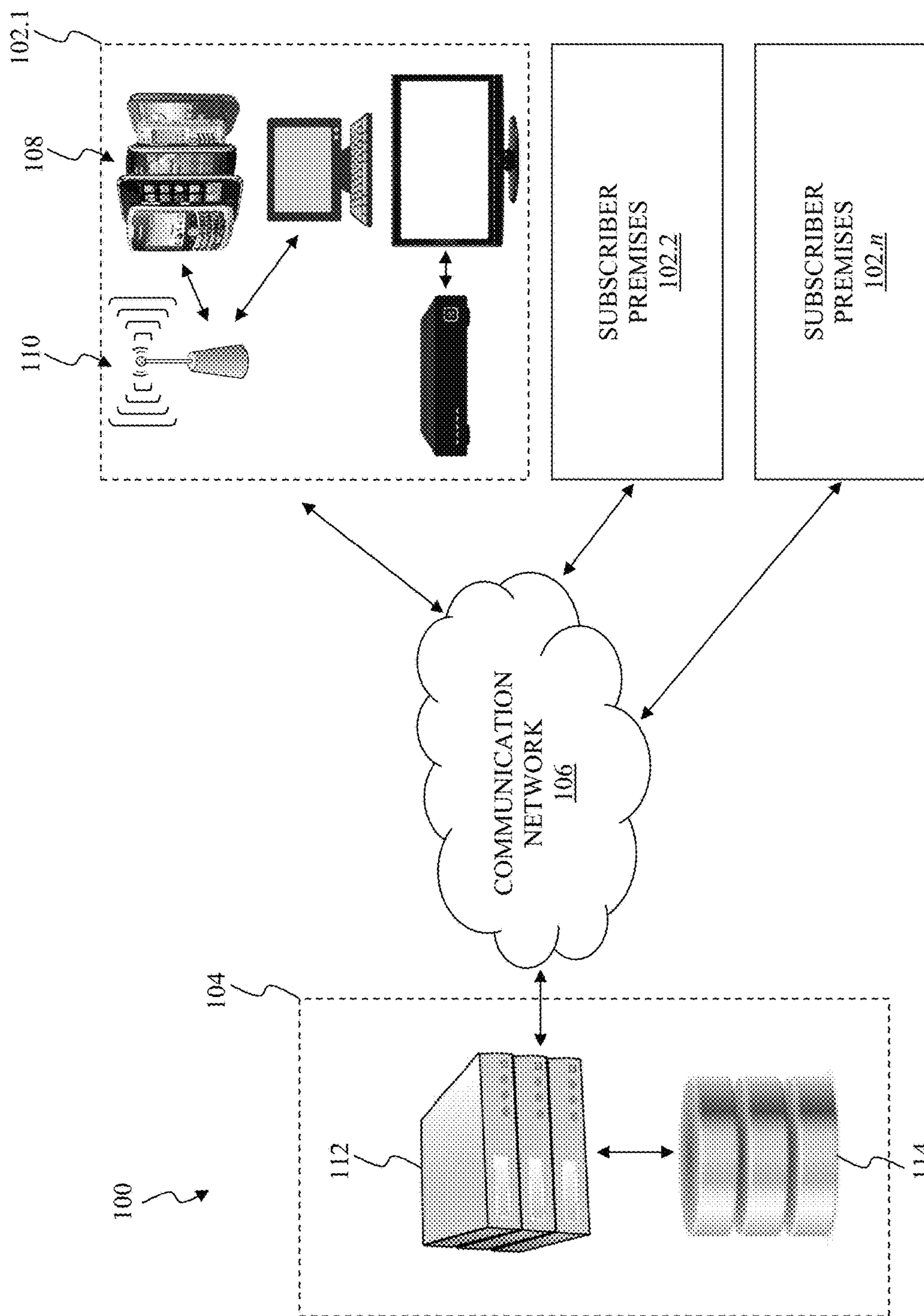


FIG. 1

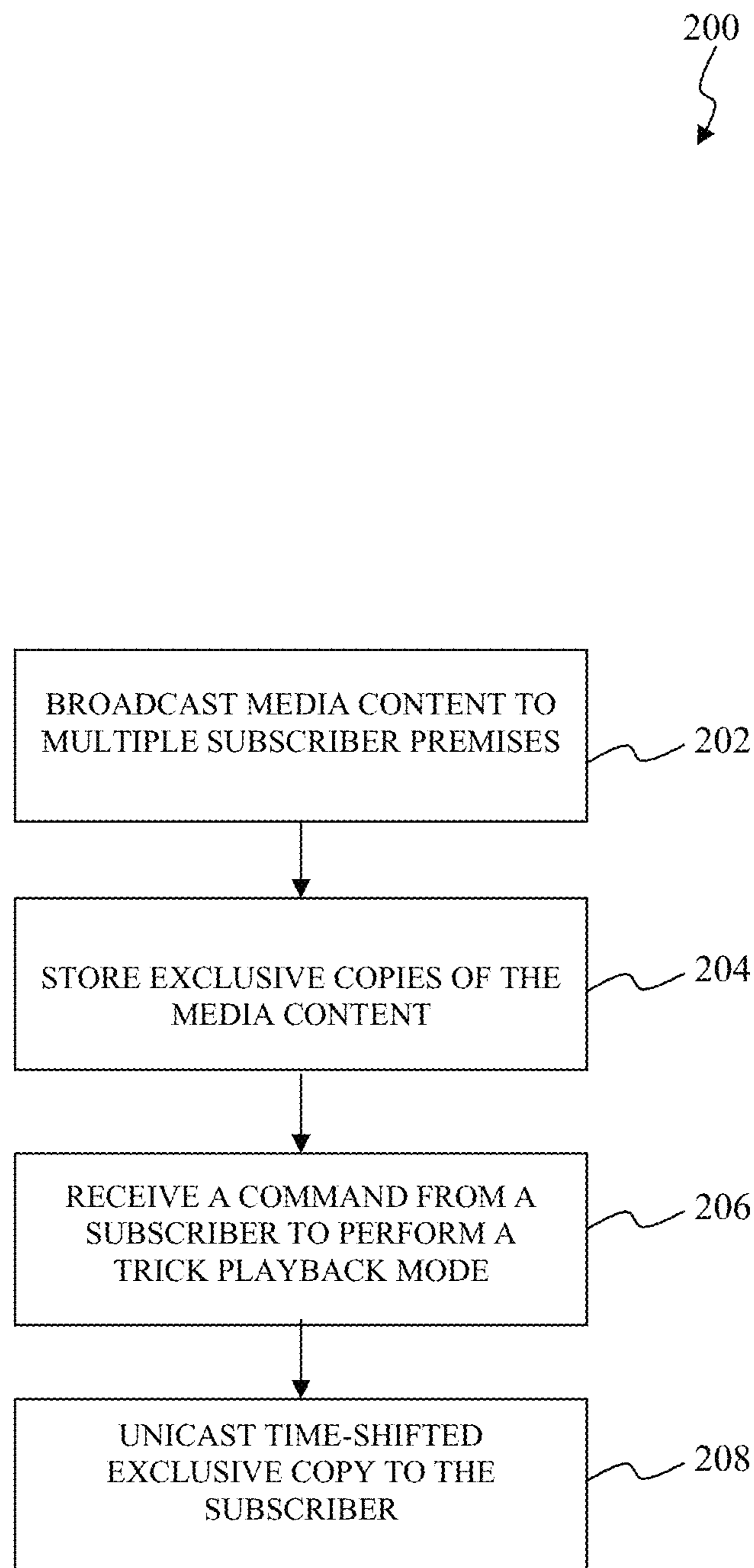


FIG. 2

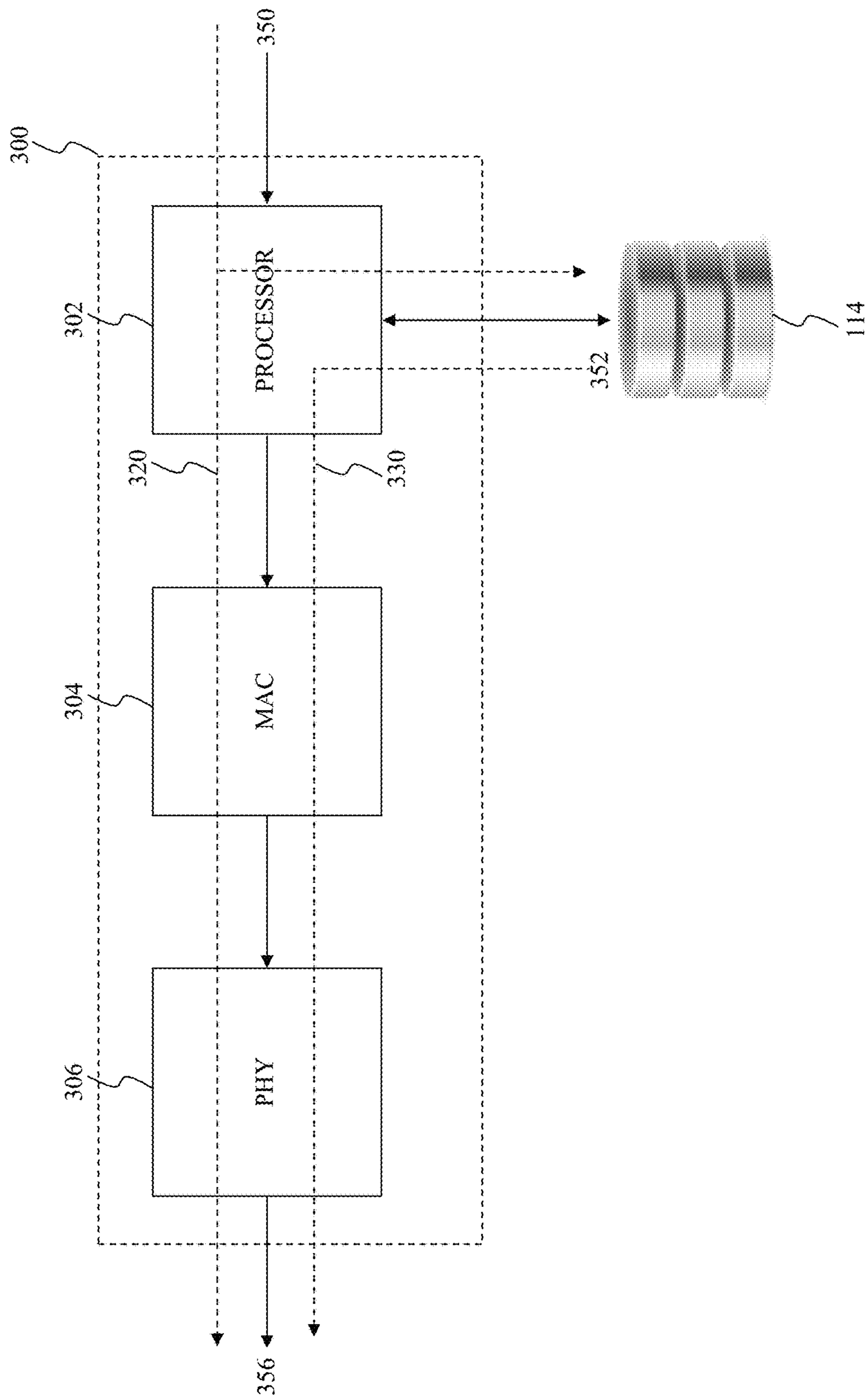


FIG. 3

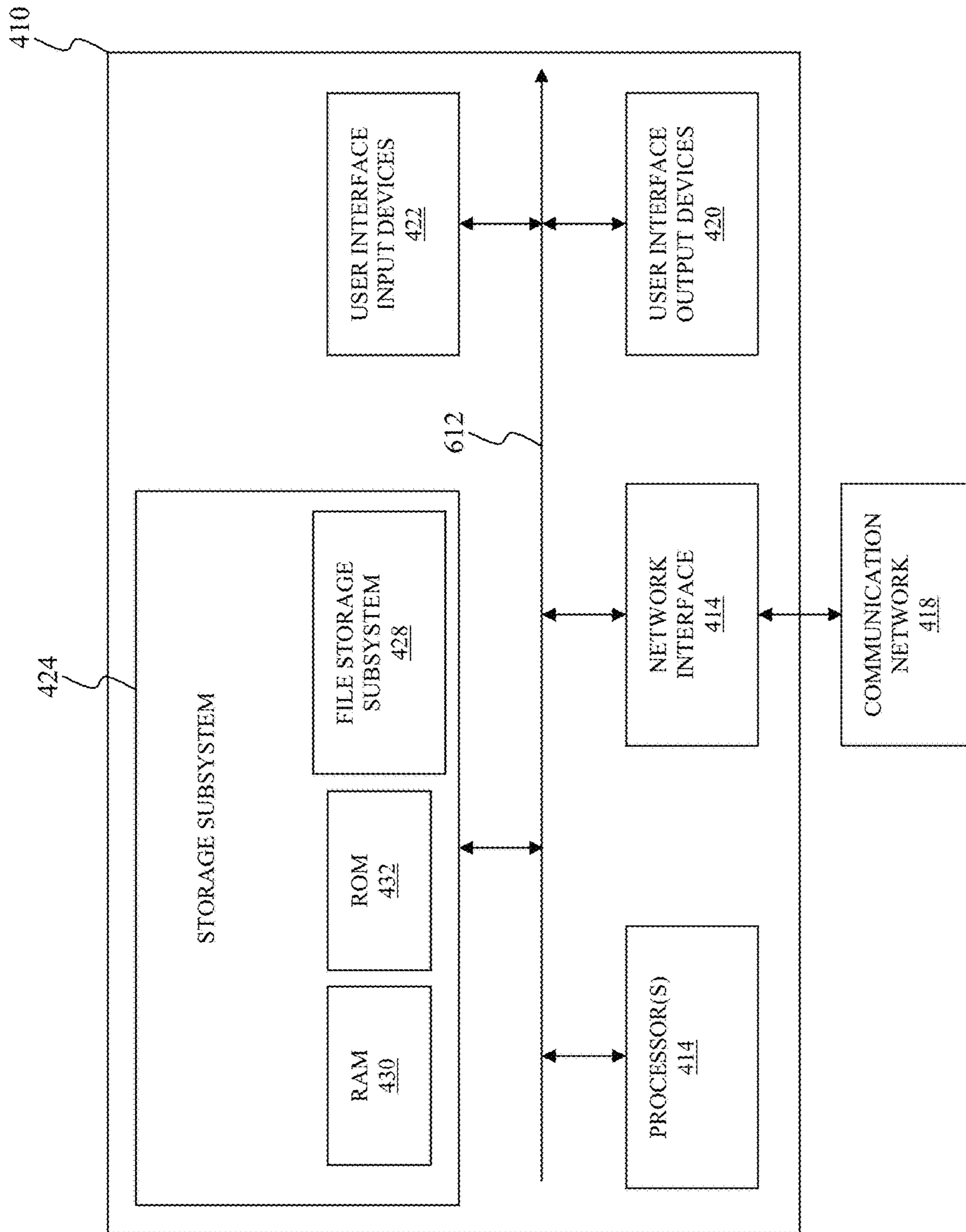


FIG. 4

1

COPYRIGHT COMPLIANT TRICK PLAYBACK MODES IN A SERVICE PROVIDER NETWORK

CROSS REFERENCE TO RELATED APPLICATIONS

The present application is a continuation of U.S. patent application Ser. No. 17/699,806, filed Mar. 21, 2022, now U.S. Pat. No. 11,659,254, which is a continuation of U.S. patent application Ser. No. 17/186,475, filed Feb. 26, 2021, now U.S. Pat. No. 11,284,165, each of which is incorporated herein by reference in its entirety.

BACKGROUND

For decades, television viewers have been able to record programming for later viewing using videotape and, more recently, digital video recording (DVR) technology. This practice of “time-shifting” has long been recognized as permissible even for media content subject to copyright. Moreover, challenges facing service providers, also referred to as Multi-System Operators (MSOs), are not purely technical. Owners of media content have acknowledged court rulings that established the principle that copies of media content made by a subscriber for his own viewing is “fair use” of such media content. However, the owners of media content have attempted to limit the applicability of such rulings to require the MSOs to obtain additional licenses for the media content which significantly increases the costs of providing the media content.

BRIEF DESCRIPTION OF THE DRAWINGS

In the drawings, like reference characters generally refer to the same parts or steps throughout the different views. Also, the drawings are not necessarily to scale, emphasis instead generally being placed upon illustrating the principles of the invention.

FIG. 1 graphically illustrates an exemplary service provider network according to some exemplary embodiments of the present disclosure.

FIG. 2 illustrates a flowchart for performing an exemplary track playback mode with the exemplary service provider network according to some exemplary embodiments of the present disclosure.

FIG. 3 illustrates a block diagram of an exemplary service provider server that can be implemented within the exemplary service provider network according to some exemplary embodiments of the present disclosure.

FIG. 4 graphically illustrates a simplified block diagram of a computer system suitable for use with embodiments described herein, as well as circuit design and circuit embodiments of the technology, according to some exemplary embodiments of the present disclosure.

DETAILED DESCRIPTION

Overview

Systems, methods, and apparatuses disclosed herein can enable subscriber of a service with capabilities of performing one or more trick playback modes, such as pause, play, stop, fast-forward, and/or rewind to provide some examples, on media content provided by a service provider network that is being presently viewed by one or more subscribers while abiding by current copyright laws. As described in

2

further detail below, the systems, the methods, and the apparatuses can broadcast the media content to a subscriber device that is associated with the subscriber and can simultaneously store an exclusive copy of the media content being displayed by the subscriber device. And, the systems, methods, and apparatuses can time-shift the exclusive copy of the media content in accordance with the one or more trick playback modes and can unicast the time-shifted copy of the media content to the subscriber device to perform the one or more trick playback modes.

Exemplary Service Provider Network

FIG. 1 graphically illustrates an exemplary service provider network according to some exemplary embodiments of the present disclosure. In the exemplary embodiment illustrated in FIG. 1, a service provider network 100 provides electronic communication between subscriber premises 102.1 through 102.n and a service provider system 104 via a communication network 106. In some embodiments, the service provider system 104 can deliver media content, such as movies, television programs, and/or advertising, to the subscriber premises 102.1 through 102.n in a downstream direction. As used herein, the term “downstream direction” refers to the transfer of information from the service provider system 104 to the subscriber premises 102.1 through 102.n. As to described in further detail below, the service provider system 104 can enable one or more subscribers associated with the subscriber premises 102.1 through 102.n with capabilities of performing one or more trick playback modes, such as pause, play, stop, fast-forward, and/or rewind to provide some examples, on the media content streamed by the service provider system 104 while abiding by current copyright laws. The current copyright laws require that each copy of the media content stored in the service provider system 104 be exclusively accessible by only one of the one or more subscribers and/or stored in an exclusive region of a storage space that is exclusively accessible by only one of the one or more subscribers. In some embodiments, the service provider system 104 can broadcast the media content to the subscriber premises 102.1 through 102.n over one or more primary media transport streams. As to be described in further detail below, the service provider system 104 can simultaneously store exclusive copies of the media content that is being displayed by the subscriber premises 102.1 through 102.n with each exclusive copy being exclusive to only one of the one or more subscribers and/or stored in exclusive regions of a storage space that are exclusively accessible by only one of the one or more subscribers to abide by the current copyright laws. And, upon receiving one or more commands from a subscriber associated with a subscriber premise from among the subscriber premises 102.1 through 102.n to execute the one or more trick playback modes, the service provider system 104 can time-shift, for example, fast-forward, rewind, and/or pause to provide some examples, the exclusive copy of the media content that is stored in the exclusive region of the storage space that is exclusively accessible by the subscriber in accordance with the one or more trick playback modes. Thereafter, the service provider system 104 can unicast the time-shifted copy of the media content from the exclusive region of the storage space that is exclusively accessible by the subscriber to the subscriber premise in the downstream direction over one or more secondary media transport streams to effectively execute the one or more trick playback modes while maintaining compliance with the current copyright laws.

In the exemplary embodiment illustrated in FIG. 1, the subscriber premises 102.1 through 102.n represent building and/or non-building structures that receive a service from the service provider network 100. Generally, the one or more building structures refer to any suitable structure or structures that are designed for human occupancy and can include one or more residential, industrial, and/or commercial building structures to provide some examples. Generally, the one or more non-building structures refer to any suitable structure or structures that are not designed for human occupancy and can include one or more residential, industrial, and/or commercial non-building structures to provide some examples. In an exemplary embodiment, the subscriber premises 102.1 through 102.n represent building and/or non-building structures that have entered into service agreements with a service provider operating the service provider system 104 to provide a service for electronic communication, such as audio, video, and/or data communication to provide some examples, between the subscriber premises 102.1 through 102.n and the service provider system 104. The service agreements often define quality of service (QOS), for example, speeds of the downstream direction or speeds of the upstream direction, between corresponding subscriber premises from among the subscriber premises 102.1 through 102.n and the service provider system 104.

In the exemplary embodiment illustrated in FIG. 1, each of the subscriber premises 102.1 through 102.n can be associated with a corresponding subscriber from among multiple subscribers of the service. In an exemplary embodiment, the corresponding subscriber can represent one or more persons of a household. As illustrated in FIG. 1, each of the subscriber premises 102.1 through 102.n can include one or more electronic devices 108 and one or more access points 110 communicatively coupled between the one or more electronic devices 108 and the service provider system 104 via the communication network 106. Generally, the one or more electronic devices 108 represent any suitable mechanical, electrical, and/or electronic devices that are capable of receiving the electronic communication from the service provider system 104 via the one or more access points 110 in the downstream direction and/or transmitting the electronic communication to the service provider system 104 via the one or more access points 110 in the upstream direction. In some embodiments, the one or more electronic devices 108 can include mobile telephony devices, such as mobile phones, mobile computing devices, mobile internet devices, such as tablet computers and/or laptop computers, video game consoles, portable media players, peripheral devices, such as wireless speakers, mice, keyboards, monitors, printers, and/or scanners, internet capable appliances, smart televisions, and/or other suitable communication devices that are capable of wireless communication that will be recognized by those skilled in the relevant art(s) without departing from the spirit and scope of the present disclosure. Generally, the one or more access points 110 represent any suitable mechanical, electrical, and/or electronic devices that are capable of receiving the electronic communication from the service provider system 104 via the communication network 106 in the downstream direction and/or transmitting the electronic communication to the service provider system 104 via the communication network 106 in the upstream direction. In some embodiments, the one or more access points 110 can include wireless routers, cable modems, set-top boxes and/or digital subscriber line (DSL) modems, and/or any combination thereof.

The service provider system 104 represents one or more computer systems, an exemplary embodiment of which is to

be described in further detail below, which facilitate execution of the service. In the exemplary embodiment illustrated in FIG. 1, the service provider system 104 can stream the media content, such as the movies, the television programs, and/or the advertising, to the subscriber premises 102.1 through 102.n in the downstream direction. As illustrated in FIG. 1, the service provider system 104 can broadcast the media content to the one or more access points 110 within the subscriber premises 102.1 through 102.n. The one or more access points 110 can thereafter route the media content to the one or more electronic devices 108 within the subscriber premises 102.1 through 102.n. In some situations, one or more subscribers associated with the subscriber premises 102.1 through 102.n can request to perform one or more trick playback modes, such as pause, play, stop, fast-forward, and/or rewind to provide some examples, on the media content being displayed by the subscriber premises 102.1 through 102.n. As to be described in further detail below, the service provider system 104 can enable the one or more subscribers with capabilities of performing these trick playback modes on the media content being displayed by the subscriber premises 102.1 through 102.n while abiding by current copyright laws. In the exemplary embodiment illustrated in FIG. 1, the service provider system 104 can include a service provider sever 112 and a service provider storage 114.

Often times, the media content streamed by the service provider system 104 is subject to the current copyright laws. The current copyright laws allow for the private, noncommercial use of copyright-protected material without asking permission from the owner of the copyright-protected material. At the outset, the current copyright laws often require that the one or more subscribers initiate the fair use of the copyright-protected material. In some embodiments, the service provider server 112 can receive one or more trick playback mode authorizations from the one or more subscribers which can allow the service provider server 112 to copy the media content on behalf of the one or more subscribers while maintaining compliance with the current copyright laws. In some embodiments, the service provider server 112 can enable the one or more trick playback modes for the one or more subscribers in response to receiving the one or more trick playback mode authorizations from these subscribers to maintain compliance with the current copyright laws. In some embodiments, the service provider server 112 can disable the one or more trick playback modes for the one or more subscribers until the one or more trick playback mode authorizations are received from these subscribers to maintain compliance with the current copyright laws.

In some embodiments, the service provider server 112 can deliver one or more interactive authorization messages to the subscriber premises 102.1 through 102.n for display on the one or more electronic devices 108 within these subscriber premises. In these embodiments, the one or more interactive authorization messages can outline the nature of the exclusive copying to be performed by the service provider server 112, which is to be described in further detail below. In these embodiments, the one or more subscribers that are associated with these electronic devices can interact with these interactive authorization messages, for example, by clicking on one or more radio buttons and/or check boxes, within these authorization messages, to request the service provider server 112 to copy the streaming media on their behalf, as to be described in further detail below, to maintain compliance with the current copyright laws. In some embodiments, the service provider server 112 can deliver the one or more

interactive authorization messages in response to one or more initializing events occurring within the subscriber premises 102.1 through 102.n, such as powering-on, initializing, and/or associating one or more of the one or more electronic devices 108 and/or one or more of the one or more access points 110 to provide some examples. In some embodiments, the one or more subscribers that are associated with the subscriber premises 102.1 through 102.n can request the service provider server 112 to deliver one or more interactive authorization messages.

In the exemplary embodiment illustrated in FIG. 1, the service provider server 112 can stream the media content to the subscriber premises 102.1 through 102.n in the downstream direction. In some embodiments, the service provider server 112 can simultaneously store the exclusive copies of the media content being displayed by the subscriber premises 102.1 through 102.n in the service provider storage 114 as the media content is being streamed to the subscriber premises 102.1 through 102.n. In the exemplary embodiment illustrated in FIG. 1, the subscriber premises 102.1 through 102.n can display one or more of the media content that is streamed by the service provider server 112. In some embodiments, the service provider server 112 can receive one or more media content indicators, such as one or more tuned channels to provide an example, that correspond to the media content being displayed by the subscriber premises 102.1 through 102.n. In these embodiments, the service provider server 112 can correlate the one or more media content indicators with the media content being streamed to the subscriber premises 102.1 through 102.n to determine the media content being displayed by the subscriber premises 102.1 through 102.n. As described above, the current copyright laws require that each of these copies of the media content stored in the service provider system 104 be exclusively accessible by only one of one or more subscribers that are associated with the subscriber premises 102.1 through 102.n and/or stored in an exclusive region of the service provider storage 114 that is exclusively accessible by only one of the one or more subscribers. Exemplary embodiments of the service provider storage 114 are further described in U.S. patent application Ser. No. 12/055,795, filed on Mar. 26, 2008, and/or U.S. patent application Ser. No. 15/395,877, filed Dec. 30, 2016, each of which is incorporated herein by reference in its entirety. In the exemplary embodiment illustrated in FIG. 1, the service provider storage 114 can include multiple exclusive storage regions with each exclusive storage region of the service provider storage 114 being exclusively accessible by only one subscriber from among the one or more subscribers. In some embodiments, the multiple exclusive storage regions can be implemented as multiple exclusive storage queues with each of the multiple exclusive storage queues being exclusively accessible by only one subscriber from among the one or more subscribers. In these embodiments, the multiple exclusive storage regions can store a fixed, limited duration, for example, up to and including ten (10) minutes, twenty (20) minutes, or thirty (30) minutes, of the media content being displayed by the subscriber premises 102.1 through 102.n. In some embodiments, the multiple exclusive storage regions can be implemented as one or more first in, first out (FIFO) queues, one or more circular buffers, and/or any other suitable architecture that will be apparent to those skilled in the relevant art(s). In some embodiments, as one of the multiple exclusive storage regions approach this fixed, limited duration, the service provider storage 114 can erase

some of the media content from this multiple exclusive storage region that was stored earlier in time to copy the media stream.

During operation, the service provider storage 114 stores the media content that is being displayed by the subscriber premises 102.1 through 102.n into multiple exclusive storage regions that are associated with the one or more subscribers with each multiple exclusive storage region being exclusively accessible by only one of the one or more subscribers. In some embodiments, these exclusive copies of the media content stored into the multiple exclusive storage regions can be synchronized with the media content that is being streamed to the subscriber premises 102.1 through 102.n. Upon receiving, a command to perform a trick playback mode from a subscriber premise from among the subscriber premises 102.1 through 102.n, the service provider server 112 sets a logical playback marker that is associated with its exclusive copy of the media content and is associated in time with the command to perform the trick playback mode and continues to store the media content that is being streamed to the subscriber premise into its exclusive storage region. In some embodiments, the service provider server 112 can advance the logical playback marker in time when the trick playback mode corresponds to the fast-forward trick playback mode and/or can retreat the logical playback marker in time when the trick playback mode corresponds to the rewind trick playback mode. Thereafter, the service provider server 112 can resume streaming of the media content to the subscriber premise by retrieving and streaming the exclusive copy of the media content stored within the exclusive storage region from among the multiple exclusive storage regions that is associated with the subscriber. In some embodiments, the service provider server 112 can resume streaming of the media content starting from the logical playback marker. In some embodiments, the service provider server 112 can resume streaming of the exclusive copy of the media content stored within the exclusive storage region in response to receiving a command to resume the playback of the media content from the subscriber.

In the exemplary embodiment illustrated in FIG. 1, the service provider server 112 can stream the media content to the one or more subscriber premises over one or more transport streams. In some embodiments, the one or more transport streams can include the one or more primary transport streams to broadcast the media content to the subscriber premises 102.1 through 102.n in the downstream direction. In some embodiments, the one or more transport streams can include the one or more secondary transport streams to unicast the exclusive copy of the media content to a subscriber premises from among the subscriber premises that is associated with the subscriber in the downstream direction. In some embodiments, the service provider server 112 can send one or more commands to the one or more access points 110 that is associated with the subscriber premises to seamlessly tune from the one or more primary transport streams to the one or more secondary transport streams to receive the exclusive copy of the media content to perform the trick playback mode. In some embodiments, the one or more primary transport streams can be from among multiple primary transport streams for delivering multiple media content to the subscriber premises 102.1 through 102.n in the downstream direction. In these embodiments, the subscriber can select the media content from among the multiple media content to be displayed by the subscriber premises, for example, by tuning to the one or more primary transport streams from among the multiple

primary transport streams having the media content. In these embodiments, the service provider server **112** can cause the service provider storage **114** to erase the exclusive copy of the media content that is associated with the subscriber in response to the subscriber selecting a different media content from among the multiple media content to be displayed by the subscriber premises for example, by tuning to one or more different primary transport streams from among the multiple primary transport streams having the different media content. In these embodiments, the service provider server **112** can cause the service provider storage **114** to flush, or erase, an exclusive storage region from among the multiple exclusive storage regions that is associated with the subscriber to erase the exclusive copy of the media content that is associated with the subscriber.

As illustrated in FIG. 1, the communication network **106** communicatively couples the subscriber premises **102.1** through **102.n** and the service provider system **104**. The communication network **106** can be implemented as a wireless communication network, a wireline communication network, and/or any combination thereof that will be apparent to those skilled in the relevant art(s) without departing from the spirit and scope of the present disclosure. For example, the communication network **106** can include one or more radio networks, such as terrestrial radio frequency networks or satellite radio frequency networks, one or more coaxial cable networks, and/or one or more fiber optic cable networks.

Exemplary Trick Playback Modes that can be Implemented within the Exemplary Service Provider Network

FIG. 2 illustrates a flowchart for performing an exemplary track playback mode with the exemplary service provider network according to some exemplary embodiments of the present disclosure. The disclosure is not limited to this operational description. Rather, it will be apparent to ordinary persons skilled in the relevant art(s) that other operational control flows are within the scope and spirit of the present disclosure. The following discussion describes an exemplary operational control flow **200** for performing one or more trick playback modes, such as pause, play, stop, fast-forward, and/or rewind to provide some examples, on the media content streamed by a service provider network, such as the service provider network **100** to provide an example, while abiding by current copyright laws. The operational control flow **200** can be executed by one or more computer systems, such as the service provider system **104** as described above in FIG. 1.

At operation **202**, the operational control flow **200** broadcasts media content, such as movies, television programs, and/or advertising, to multiple subscriber premises, such as the subscriber premises **102.1** through **102.n** as described above in FIG. 1 to provide an example. In some embodiments, the operational control flow **200** can broadcast the media content to the multiple subscriber premises in the downstream direction over one or more primary transport streams.

At operation **204**, the operational control flow **200** stores multiple exclusive copies of the media content **202** being displayed by the multiple subscriber premises. As described above, the current copyright laws require that each copy of the media content stored at operation **204** be exclusively accessible by only one of one or more subscribers associated with the multiple subscriber premises and/or stored in an exclusive region of a storage space, such as the service

provider storage **114** as described above to provide an example, that is exclusively accessible by only one of the one or more subscribers. At operation **204**, the operational control flow **200** stores the media content being displayed by the multiple subscriber premises from operation **202** into multiple exclusive storage regions, such as multiple exclusive storage regions of the service provider storage **114** as described above in FIG. 1 to provide an example, that are associated with the one or more subscribers with each multiple exclusive storage region being exclusively accessible by only one of the one or more subscribers.

At operation **206**, the operational control flow **200** receives a command from a subscriber premises from among the multiple subscriber premises that is associated with a subscriber from among the one or more subscribers to perform a trick playback mode. In some embodiments, the operational control flow **200** sets a logical playback marker that is associated with an exclusive copy from among the multiple exclusive copies of the media content from operation **204** that is associated with the subscriber. In some embodiments, the operational control flow **200** can advance the logical playback marker in time when the trick playback mode corresponds to the fast-forward trick playback mode and/or can retreat the logical playback marker in time when the trick playback mode corresponds to the rewind trick playback mode.

At operation **208**, the operational control flow **200** unicasts a time-shifted exclusive copy of the media content to the subscriber to perform the trick playback mode from operation **206**. At operation **208**, the service provider server **112** can resume streaming of the media content to the subscriber premise by retrieving the time-shifted exclusive copy of the media content from operation **206** from the exclusive storage region from among the multiple exclusive storage regions that is associated with the subscriber. Thereafter, the operational control flow **200** can unicast the time-shifted exclusive copy of the media content to the subscriber to perform the trick playback mode in the downstream direction over one or more secondary transport streams. In some embodiments, the operational control flow **200** can unicast the media content starting from the logical playback marker from operation **206**. In some embodiments, the operational control flow **200** can unicast the time-shifted exclusive copy of the media content stored within the exclusive storage region in response to receiving a command to resume the playback of the media content from the subscriber from operation **206**.

Exemplary Service Provider Server that can be Implemented within the Exemplary Service Provider Network

FIG. 3 illustrates a block diagram of an exemplary service provider server that can be implemented within the exemplary service provider network according to some exemplary embodiments of the present disclosure. In the exemplary embodiment illustrated in FIG. 3, a service provider server **300** can deliver media content, such as movies, television programs, and/or advertising, to subscriber premises, such as the subscriber premises **102.1** through **102.n** as described above in FIG. 1 to provide an example. As to described in further detail below, the service provider server **300** can enable one or more subscribers associated with the subscriber premises with capabilities of performing one or more trick playback modes, such as pause, play, stop, fast-forward, and/or rewind to provide some examples, on the media content streamed by the service provider system **300**

while abiding by current copyright laws as described above. In some embodiments, the service provider server **300** can broadcast the media content to the subscriber premises over one or more primary media transport streams. As to be described in further detail below, the service provider server **300** can simultaneously store exclusive copies of the media content being displayed by the subscriber premises in exclusive regions of a storage space, such as the service provider storage **114** as described above in FIG. **1** to provide an example, that are exclusively accessible by only one of the one or more subscribers to abide by the current copyright laws. And, upon receiving one or more commands from a subscriber associated with a subscriber premise from among the subscriber premises to execute the one or more trick playback modes, the service provider server **300** can time-shift, for example, fast-forward, rewind, and/or pause to provide some examples, the exclusive copy of the media content that is stored in the exclusive region of the storage space that is exclusively accessible by the subscriber. Thereafter, the service provider server **300** can unicast the time-shifted copy of the media content from the exclusive region of the storage space that is exclusively accessible by the subscriber to the subscriber premise in the downstream direction over one or more secondary media transport streams to effectively execute the one or more trick playback modes while maintaining compliance with the current copyright laws. In the exemplary embodiment illustrated in FIG. **3**, the service provider server **300** can include processor circuitry **306**, media access controller (MAC) circuitry **304**, and physical layer (PHY) circuitry **302**. The service provider server **300** can represent an exemplary embodiment of the service provider sever **112** as described above in FIG. **1**.

The processor circuitry **302** controls overall operation and/or configuration of the service provider server **300**. In the exemplary embodiment illustrated in FIG. **3**, the processor circuitry **302** receives media content **350**, such as movies, television programs, and/or advertising, to be broadcast to the subscriber premises. As illustrated in a broadcast mode of operation **320**, the processor circuitry **302** can provide the media content **350**, which is to be broadcast to the one or more subscriber premises, to the MAC circuitry **304**. In the broadcast mode of operation **320**, the processor circuitry **302** can determine the media content being displayed by the one or more subscriber premises and deliver the media content being displayed by the one or more subscriber premises to the service provider storage **114**. The service provider storage **114** can store the media content **350** being displayed by the one or more subscriber premises into multiple exclusive storage regions that are associated with the one or more subscribers with each multiple exclusive storage region being exclusively accessible by only one of the one or more subscribers in a substantially similar manner as described above in FIG. **1** and FIG. **2** to maintain compliance with the current copyright laws. As illustrated in a unicast mode of operation **330**, the processor circuitry **302** can retrieve an exclusive copy of the media content **352** from the service provider storage **114**. In some embodiments, the processor circuitry **302** can receive a command to perform a trick playback mode from a subscriber premise from among the subscriber premises. In these embodiments, the processor circuitry **302** can set a logical playback marker that is associated with the exclusive copy of the media content **352** and is associated in time with the command to perform the trick playback mode. In some embodiments, the processor circuitry **302** can advance the logical playback marker in time when the trick playback mode corresponds to the fast-forward trick playback mode and/or can retreat the

logical playback marker in time when the trick playback mode corresponds to the rewind trick playback mode. In some embodiments, the processor circuitry **302** can retrieve the exclusive copy of the media content **352** starting from the logical playback marker. In some embodiments, the processor circuitry **302** can retrieve the exclusive copy of the media content **352** in response to receiving a command to resume the playback of the media content from the subscriber.

The MAC circuitry **304** represents an interface between the PHY circuitry **306** and the processor circuitry **302**. The MAC circuitry **304** manages and maintains communication of the service provider server **300** by coordinating access to the transmission medium and formatting communication in accordance with one or more communication standards or protocols, such as one or more versions of the Moving Picture Experts Group (MPEG) communication standard or protocol to provide an example, that are supported by the service provider server **300**. In the exemplary embodiment illustrated in FIG. **3**, the MAC circuitry **304** encapsulates or frames the media content **350** in accordance with the one or more communication standards or protocols in the broadcast mode of operation **320** and/or the exclusive copy of the media content **352** in accordance with the one or more communication standards or protocols in the unicast mode of operation **330**.

The PHY circuitry **306** represents an interface between a communication network, such as the communication network **106** as illustrated in FIG. **1** to provide an example, and the MAC circuitry **304**. Generally, the PHY circuitry **306** demodulates, decodes, and/or converts the media content **350** and/or the exclusive copy of the media content **352** received from the MAC circuitry **304** for transmission over one or more transport streams **356**. In the exemplary embodiment illustrated in FIG. **3**, the PHY circuitry **306** can broadcast the media content **350** over one or more primary transport streams from among the one or more transport streams **356** to the one or more subscriber premises in the broadcast mode of operation **320**. In the exemplary embodiment illustrated in FIG. **3**, the PHY circuitry **306** can unicast the exclusive copy of the media content **352** over one or more secondary transport streams from among the one or more transport streams **356** to the subscriber premises that is associated with the subscriber that provided the command to perform the trick playback mode in the unicast mode of operation **330**.

Exemplary Computer System that can be Utilized to Implement Devices within the Exemplary Wireless Network

FIG. **4** graphically illustrates a simplified block diagram of a computer system suitable for use with embodiments described herein, as well as circuit design and circuit embodiments of the technology, according to some exemplary embodiments of the present disclosure. The various electronic devices, for example, the service provider system **104**, as described above can be implemented in hardware, firmware, software, or any combination thereof. The discussion of FIG. **4** to follow describes an exemplary computer system **410** that can be used for these electronic devices.

In the exemplary embodiment illustrated in FIG. **4**, the computer system **410** typically includes at least one processor **414** which communicates with a number of peripheral devices via bus subsystem **412**. Typically, the at least processor **414** can include, or can be, any of a microprocessor, graphics processing unit, or digital signal processor,

11

and their electronic processing equivalents, such as an Application Specific Integrated Circuit (“ASIC”) or Field Programmable Gate Array (“FPGA”). As used herein, the term “processor” signifies a tangible data and information processing device that physically transforms data and information, typically using a sequence transformation (also referred to as “operations”). Data and information can be physically represented by an electrical, magnetic, optical or acoustical signal that is capable of being stored, accessed, transferred, combined, compared, or otherwise manipulated by the processor. The term “processor” can signify a singular processor and multi-core systems or multi-processor arrays, including graphic processing units, digital signal processors, digital processors or combinations of these elements. The processor can be electronic, for example, comprising digital logic circuitry (for example, binary logic), or analog (for example, an operational amplifier). The processor may also operate to support performance of the relevant operations in a “cloud computing” environment or as a “software as a service” (SaaS). For example, at least some of the operations may be performed by a group of processors available at a distributed or remote system, these processors accessible via a communications network (e.g., the Internet) and via one or more software interfaces (e.g., an application program interface (API).)

The computer system typically includes an operating system, such as Microsoft’s Windows, Sun Microsystems’s Solaris, Apple Computer’s MacOs, Linux or UNIX. The computer system also typically can include a Basic Input/Output System (BIOS) and processor firmware. The operating system, BIOS and firmware are used by the processor to control subsystems and interfaces coupled to the processor. Typical processors compatible with these operating systems include the Pentium and Itanium from Intel, the Opteron and Athlon from Advanced Micro Devices, and the ARM processor from ARM Holdings.

As illustrated in FIG. 4, these peripheral devices may include a storage subsystem 424, comprising a memory subsystem 426 and a file storage subsystem 428, user interface input devices 422, user interface output devices 420, and a network interface subsystem 416. The input and output devices allow user interaction with computer system 410. In the exemplary embodiment illustrated in FIG. 4, the network interface subsystem 416 provides an interface to outside networks, including an interface to a communication network 418, and is coupled via a communication network 418 to corresponding interface devices in other computer systems or machines. The communication network 418 may comprise many interconnected computer systems, machines and communication links. These communication links may be wired links, optical links, wireless links, or any other devices for communication of information. The communication network 418 can be any suitable computer network, for example a wide area network such as the Internet, and/or a local area network such as Ethernet. The communication network 418 can be wired and/or wireless, and the communication network can use encryption and decryption methods, such as is available with a virtual private network. The communication network uses one or more communications interfaces, which can receive data from, and transmit data to, other systems. Embodiments of communications interfaces typically include an Ethernet card, a modem (e.g., telephone, satellite, cable, or ISDN), (asynchronous) digital subscriber line (DSL) unit, Firewire interface, USB interface, and the like. One or more communications protocols can be used, such as HTTP, TCP/IP, RTP/RTSP, IPX and/or UDP.

12

The user interface input devices 422 may include an alphanumeric keyboard, a keypad, pointing devices such as a mouse, trackball, touchpad, stylus, or graphics tablet, a scanner, a touchscreen incorporated into the display, audio input devices such as voice recognition systems or microphones, eye-gaze recognition, brainwave pattern recognition, and other types of input devices. Such devices can be connected by wire or wirelessly to a computer system. In general, use of the term “input device” is intended to include all possible types of devices and ways to input information into the computer system 410 or onto the communication network 418. The user interface input devices 422 typically allow a user to select objects, icons, text and the like that appear on some types of user interface output devices, for example, a display subsystem.

The user interface output devices 420 may include a display subsystem, a printer, a fax machine, or non-visual displays such as audio output devices. The display subsystem may include a cathode ray tube (CRT), a flat-panel device such as a liquid crystal display (LCD), a projection device, or some other device for creating a visible image such as a virtual reality system. The display subsystem may also provide non-visual display such as via audio output or tactile output (e.g., vibrations) devices. In general, use of the term “output device” is intended to include all possible types of devices and ways to output information from the computer system 410 to the user or to another machine or computer system.

The memory subsystem 426 typically includes a number of memories including a main random-access memory (“RAM”) 430 (or other volatile storage device) for storage of instructions and data during program execution and a read only memory (“ROM”) 432 in which fixed instructions are stored. The file storage subsystem 428 provides persistent storage for program and data files, and may include a hard disk drive, a floppy disk drive along with associated removable media, a CD-ROM drive, an optical drive, a flash memory, or removable media cartridges. The databases and modules implementing the functionality of certain embodiments may be stored by file storage subsystem 428.

The bus subsystem 412 provides a device for letting the various components and subsystems of the computer system 410 communicate with each other as intended. Although the bus subsystem 412 is shown schematically as a single bus, alternative embodiments of the bus subsystem may use multiple busses. For example, RAM-based main memory can communicate directly with file storage systems using Direct Memory Access (“DMA”) systems.

CONCLUSION

The Detailed Description referred to accompanying figures to illustrate exemplary embodiments consistent with the disclosure. References in the disclosure to “an exemplary embodiment” indicates that the exemplary embodiment described can include a particular feature, structure, or characteristic, but every exemplary embodiment may not necessarily include the particular feature, structure, or characteristic. Moreover, such phrases are not necessarily referring to the same exemplary embodiment. Further, any feature, structure, or characteristic described in connection with an exemplary embodiment can be included, independently or in any combination, with features, structures, or characteristics of other exemplary embodiments whether or not explicitly described.

The Detailed Description is not meant to limiting. Rather, the scope of the disclosure is defined only in accordance

13

with the following claims and their equivalents. It is to be appreciated that the Detailed Description section, and not the Abstract section, is intended to be used to interpret the claims. The Abstract section can set forth one or more, but not all exemplary embodiments, of the disclosure, and thus, are not intended to limit the disclosure and the following claims and their equivalents in any way.

The exemplary embodiments described within the disclosure have been provided for illustrative purposes and are not intended to be limiting. Other exemplary embodiments are possible, and modifications can be made to the exemplary embodiments while remaining within the spirit and scope of the disclosure. The disclosure has been described with the aid of functional building blocks illustrating the implementation of specified functions and relationships thereof. The boundaries of these functional building blocks have been arbitrarily defined herein for the convenience of the description. Alternate boundaries can be defined so long as the specified functions and relationships thereof are appropriately performed.

Embodiments of the disclosure can be implemented in hardware, firmware, software application, or any combination thereof. Embodiments of the disclosure can also be implemented as instructions stored on a machine-readable medium, which can be read and executed by one or more processors. A machine-readable medium can include any mechanism for storing or transmitting information in a form readable by a machine (e.g., a computing circuitry). For example, a machine-readable medium can include non-transitory machine-readable mediums such as read only memory (ROM); random access memory (RAM); magnetic disk storage media; optical storage media; flash memory devices; and others. As another example, the machine-readable medium can include transitory machine-readable medium such as electrical, optical, acoustical, or other forms of propagated signals (e.g., carrier waves, infrared signals, digital signals, etc.). Further, firmware, software application, routines, instructions can be described herein as performing certain actions. However, it should be appreciated that such descriptions are merely for convenience and that such actions in fact result from computing devices, processors, controllers, or other devices executing the firmware, software application, routines, instructions, etc.

The Detailed Description of the exemplary embodiments fully revealed the general nature of the disclosure that others can, by applying knowledge of those skilled in relevant art(s), readily modify and/or adapt for various applications such exemplary embodiments, without undue experimentation, without departing from the spirit and scope of the disclosure. Therefore, such adaptations and modifications are intended to be within the meaning and plurality of equivalents of the exemplary embodiments based upon the teaching and guidance presented herein. It is to be understood that the phraseology or terminology herein is for the purpose of description and not of limitation, such that the terminology or phraseology of the present specification is to be interpreted by those skilled in relevant art(s) in light of the teachings herein.

What is claimed is:

1. An electronic device within a subscriber premise from among a plurality of subscriber premises that is associated with a subscriber from among a plurality of subscribers, the electronic device comprising:

- a memory configured to store instructions; and
- a processor configured to execute the instructions, the instructions, when executed by the processor, configuring the processor to:

14

receive media content that was broadcast to the plurality of subscriber premises,
provide a first command that is received from the subscriber to perform a trick playback mode on the media content, and

receive an exclusive copy of the media content that was unicast to the subscriber premises in response to the first command, the exclusive copy of the media content being from a plurality of exclusive copies of the media content, each exclusive copy of the media content from among the plurality of exclusive copies of the media content being associated with a corresponding subscriber from among the plurality of subscribers and exclusively accessible by only the corresponding subscriber.

2. The electronic device of claim 1, wherein the media content comprises a movie, a television program, or an advertisement.

3. The electronic device of claim 1, wherein the instructions, when executed by the processor, further configure the processor to:

receive the media content that was broadcast to the plurality of subscriber premises over a primary transport stream having the media content;

receive a second command to tune from the primary transport stream to a secondary transport stream; and
receive the exclusive copy of the media content that was unicast to the subscriber premises over the secondary transport stream.

4. The electronic device of claim 1, wherein the trick playback mode comprises a pause trick playback mode, a stop trick playback mode, a fast-forward trick playback mode, or a rewind trick playback mode.

5. The electronic device of claim 1, wherein the instructions, when executed by the processor, further configure the processor to provide a trick playback mode authorization that is associated with the subscriber to enable copying of the media content on behalf of the subscriber.

6. The electronic device of claim 1, wherein the exclusive copy of the media content was retrieved from an exclusive storage region that is exclusively accessible by only the subscriber from among a plurality of exclusive storage regions.

7. The electronic device of claim 1, wherein the instructions, when executed by the processor, further configure the processor to receive the first command from the subscriber as the media content is being displayed by the electronic device.

8. A method for performing a trick playback mode on media content while maintaining compliance with copyright laws, the method comprising:

tuning, by an access point within a subscriber premise from among a plurality of subscriber premises, to a primary transport stream to receive media content that was transmitted to the plurality of subscriber premises over the primary transport stream;

providing, by the access point, a first command that was received from a subscriber that is associated with the subscriber premises to perform the trick playback mode on the media content as the media content is being displayed by the access point;

receiving, by the access point, a second command to tune from the primary transport stream to a secondary transport stream in response to the first command; and
tuning, by the access point, to the secondary transport stream to receive an exclusive copy of the media

15

content that was transmitted only to the subscriber premises over the secondary transport stream.

9. The method of claim 8, further comprising receiving, by the access point, the exclusive copy of the media content that transmitted only to the subscriber premises over the secondary transport stream, the exclusive copy of the media content being from a plurality of exclusive copies of the media content, each exclusive copy of the media content from among the plurality of exclusive copies of the media content being associated with a corresponding subscriber from among a plurality of subscribers and exclusively accessible by only the corresponding subscriber.

10. The method of claim 8, wherein the media content comprises a movie, a television program, or an advertisement.

11. The method of claim 8, wherein the trick playback mode comprises a pause trick playback mode, a stop trick playback mode, a fast-forward trick playback mode, or a rewind trick playback mode.

12. The method of claim 8, further comprising providing, by the access point, a trick playback mode authorization that is associated with the subscriber to enable copying of the media content on behalf of the subscriber.

13. The method of claim 8, wherein the exclusive copy of the media content was retrieved from an exclusive storage region that is exclusively accessible by only the subscriber from among a plurality of exclusive storage regions.

14. An access point that is associated with an electronic device from among a plurality of electronic devices within a subscriber premise from among a plurality of subscriber premises, the access point comprising:

a memory configured to store instructions; and

a processor configured to execute the instructions, the instructions, when executed by the processor, configuring the processor to:

receive media content that was broadcast to the plurality of subscriber premises,

provide a first command that is received from a subscriber that is associated with the electronic device to perform a trick playback mode on the media content, and

receive an exclusive copy of the media content that was unicast to the subscriber premises in response to the first command, the exclusive copy of the media

16

content being from a plurality of exclusive copies of the media content, each exclusive copy of the media content from among the plurality of exclusive copies of the media content being associated with a corresponding subscriber from among a plurality of subscribers and exclusively accessible by only the corresponding subscriber.

15. The access point of claim 14, wherein the media content comprises a movie, a television program, or an advertisement.

16. The access point of claim 14, wherein the instructions, when executed by the processor, further configure the processor to:

tune to a primary transport stream to receive the media content that was transmitted to the plurality of subscriber premises over the primary transport stream; receive a second command to tune from the primary transport stream to the secondary transport stream in response to the first command; and

tune to the secondary transport stream to receive the exclusive copy of the media content that was transmitted only to the subscriber premises over the secondary transport stream.

17. The access point of claim 14, wherein the trick playback mode comprises a pause trick playback mode, a stop trick playback mode, a fast-forward trick playback mode, or a rewind trick playback mode.

18. The access point of claim 14, wherein the instructions, when executed by the processor, further configure the processor to provide a trick playback mode authorization that is associated with the subscriber to enable copying of the media content on behalf of the subscriber.

19. The access point of claim 14, wherein the exclusive copy of the media content was retrieved from an exclusive storage region that is exclusively accessible by only the subscriber from among a plurality of exclusive storage regions.

20. The access point of claim 14, wherein the instructions, when executed by the processor, further configure the processor to receive the first command from the subscriber as the media content is being displayed by the electronic device.

* * * * *