

US011995376B2

(12) **United States Patent**  
**Hartung et al.**

(10) **Patent No.:** **US 11,995,376 B2**  
(45) **Date of Patent:** **May 28, 2024**

(54) **PLAYBACK DEVICE CALIBRATION BASED ON REPRESENTATIVE SPECTRAL CHARACTERISTICS**

(71) Applicant: **Sonos, Inc.**, Santa Barbara, CA (US)

(72) Inventors: **Klaus Hartung**, Boston, MA (US);  
**Simon Jarvis**, Cambridge, MA (US);  
**Tim Sheen**, Brighton, MA (US); **Chris Davies**, Santa Barbara, CA (US)

(73) Assignee: **Sonos, Inc.**, Santa Barbara, CA (US)

(\*) Notice: Subject to any disclaimer, the term of this patent is extended or adjusted under 35 U.S.C. 154(b) by 0 days.

(21) Appl. No.: **17/810,549**

(22) Filed: **Jul. 1, 2022**

(65) **Prior Publication Data**

US 2023/0024158 A1 Jan. 26, 2023

**Related U.S. Application Data**

(63) Continuation of application No. 17/135,308, filed on Dec. 28, 2020, now Pat. No. 11,379,179, which is a (Continued)

(51) **Int. Cl.**  
**G06F 3/16** (2006.01)  
**H04R 29/00** (2006.01)  
**H04S 7/00** (2006.01)

(52) **U.S. Cl.**  
CPC ..... **G06F 3/165** (2013.01); **H04R 29/007** (2013.01); **H04S 7/305** (2013.01); (Continued)

(58) **Field of Classification Search**  
None  
See application file for complete search history.

(56) **References Cited**

U.S. PATENT DOCUMENTS

4,306,113 A 12/1981 Morton  
4,342,104 A 7/1982 Jack

(Continued)

FOREIGN PATENT DOCUMENTS

CN 1369188 A 9/2002  
CN 1447624 A 10/2003

(Continued)

OTHER PUBLICATIONS

Notice of Allowance dated May 9, 2019, issued in connection with U.S. Appl. No. 15/996,878, filed Jun. 4, 2018, 7 pages.

(Continued)

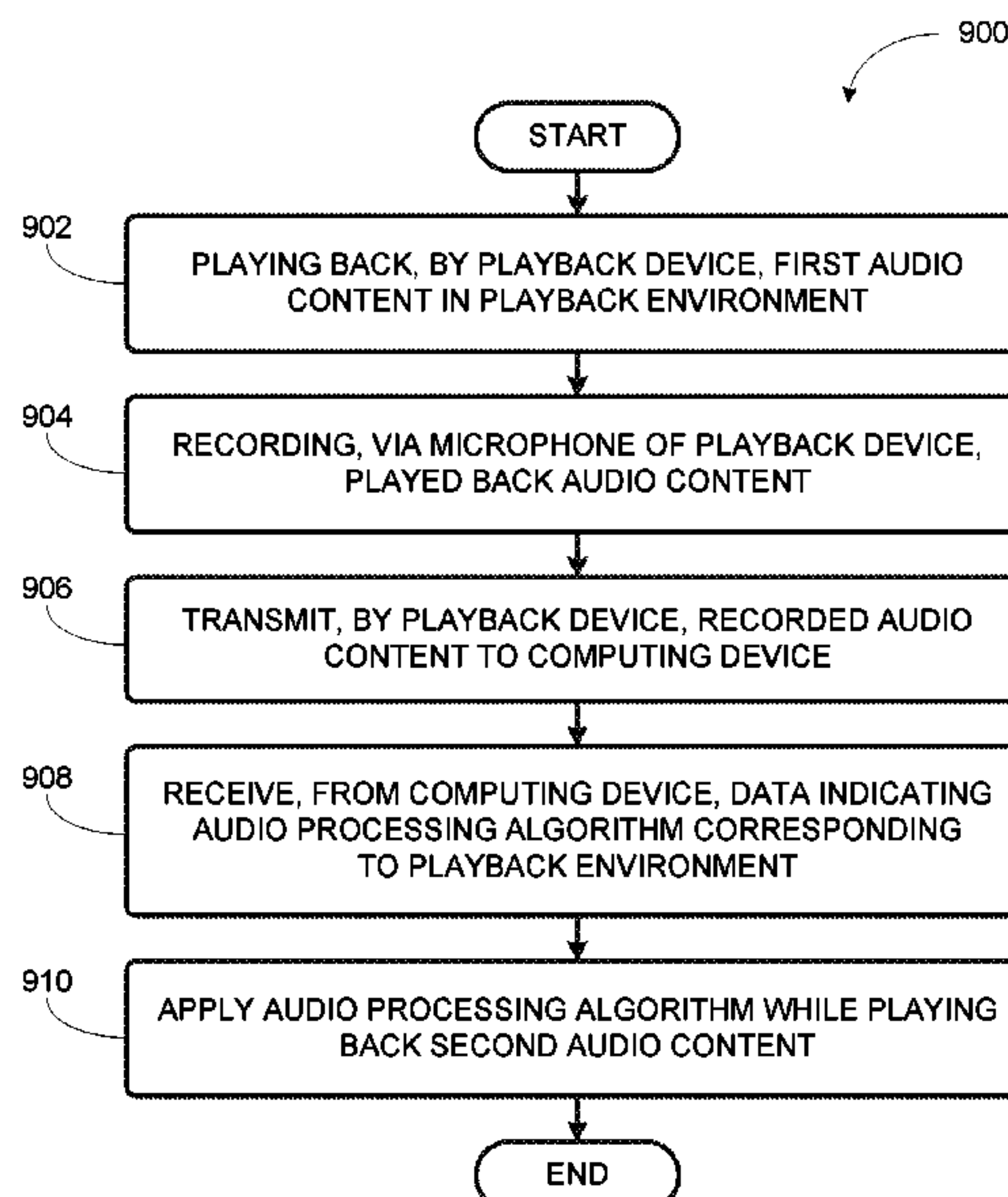
*Primary Examiner* — Hemant S Patel

(74) *Attorney, Agent, or Firm* — FORTEM IP LLP

(57) **ABSTRACT**

A computing device may maintain a database of representative spectral characteristics. The computing device may also receive particular spectral data associated with a particular playback environment corresponding to the particular playback device. Based on the particular spectral data, the computing device may identify one of the representative spectral characteristics from the database that substantially matches the particular spectral data, and then identify, in the database, an audio processing algorithm based on a) the identified representative spectral characteristic and b) at least one characteristic of the particular playback device. The computing device may then transmit, to the particular playback device, data indicating the identified audio processing algorithm.

**20 Claims, 8 Drawing Sheets**



**Related U.S. Application Data**

continuation of application No. 16/555,832, filed on Aug. 29, 2019, now Pat. No. 10,884,698, which is a continuation of application No. 15/865,221, filed on Jan. 8, 2018, now Pat. No. 10,402,154, which is a continuation of application No. 15/089,004, filed on Apr. 1, 2016, now Pat. No. 9,864,574.

- (52) **U.S. Cl.**  
 CPC .. *H04R 2227/003* (2013.01); *H04R 2227/005* (2013.01); *H04R 2227/007* (2013.01)

(56) **References Cited**

U.S. PATENT DOCUMENTS

4,504,704 A 3/1985 Ohyaba et al.  
 4,592,088 A 5/1986 Shimada  
 4,628,530 A 12/1986 Op De Beek et al.  
 4,631,749 A 12/1986 Rapaich  
 4,694,484 A 9/1987 Atkinson et al.  
 4,773,094 A 9/1988 Dolby  
 4,995,778 A 2/1991 Bruessel  
 5,218,710 A 6/1993 Yamaki et al.  
 5,255,326 A 10/1993 Stevenson  
 5,323,257 A 6/1994 Abe et al.  
 5,386,478 A 1/1995 Plunkett  
 5,440,644 A 8/1995 Farinelli et al.  
 5,553,147 A 9/1996 Pineau  
 5,581,621 A 12/1996 Koyama et al.  
 5,754,774 A 5/1998 Bittinger et al.  
 5,757,927 A 5/1998 Gerzon et al.  
 5,761,320 A 6/1998 Farinelli et al.  
 5,910,991 A 6/1999 Farrar  
 5,923,902 A 7/1999 Inagaki  
 5,939,656 A 8/1999 Suda  
 6,018,376 A 1/2000 Nakatani  
 6,032,202 A 2/2000 Lea et al.  
 6,072,879 A 6/2000 Ouchi et al.  
 6,111,957 A 8/2000 Thomasson  
 6,256,554 B1 7/2001 DiLorenzo  
 6,363,155 B1 3/2002 Horbach  
 6,404,811 B1 6/2002 Cvetko et al.  
 6,469,633 B1 10/2002 Wachter  
 6,522,886 B1 2/2003 Youngs et al.  
 6,573,067 B1 6/2003 Dib-Hajj et al.  
 6,611,537 B1 8/2003 Edens et al.  
 6,631,410 B1 10/2003 Kowalski et al.  
 6,639,989 B1 10/2003 Zacharov et al.  
 6,643,744 B1 11/2003 Cheng  
 6,704,421 B1 3/2004 Kitamura  
 6,721,428 B1 4/2004 Allred et al.  
 6,731,760 B2 5/2004 Pedersen  
 6,757,517 B2 6/2004 Chang  
 6,760,451 B1 7/2004 Craven et al.  
 6,766,025 B1 7/2004 Levy et al.  
 6,778,869 B2 8/2004 Champion  
 6,798,889 B1 9/2004 Dicker et al.  
 6,862,440 B2 3/2005 Sampath  
 6,916,980 B2 7/2005 Ishida et al.  
 6,931,134 B1 8/2005 Waller, Jr. et al.  
 6,985,694 B1 1/2006 De Bonet et al.  
 6,990,211 B2 1/2006 Parker  
 7,031,476 B1 4/2006 Chrisop et al.  
 7,039,212 B2 5/2006 Poling et al.  
 7,058,186 B2 6/2006 Tanaka  
 7,072,477 B1 7/2006 Kincaid  
 7,092,535 B1 8/2006 Pedersen et al.  
 7,092,537 B1 8/2006 Allred et al.  
 7,103,187 B1 9/2006 Neuman  
 7,130,608 B2 10/2006 Hollstrom et al.  
 7,130,616 B2 10/2006 Janik  
 7,143,939 B2 12/2006 Henzerling  
 7,187,947 B1 3/2007 White et al.  
 7,236,773 B2 6/2007 Thomas  
 7,289,637 B2 10/2007 Montag et al.

7,295,548 B2 11/2007 Blank et al.  
 7,312,785 B2 12/2007 Tsuk et al.  
 7,391,791 B2 6/2008 Balassanian et al.  
 7,477,751 B2 1/2009 Lyon et al.  
 7,483,538 B2 1/2009 McCarty et al.  
 7,483,540 B2 1/2009 Rabinowitz et al.  
 7,489,784 B2 2/2009 Yoshino  
 7,490,044 B2 2/2009 Kulkarni  
 7,492,909 B2 2/2009 Carter et al.  
 7,519,188 B2 4/2009 Berardi et al.  
 7,529,377 B2 5/2009 Nackvi et al.  
 7,571,014 B1 8/2009 Lambourne et al.  
 7,590,772 B2 9/2009 Marriott et al.  
 7,630,500 B1 12/2009 Beckman et al.  
 7,630,501 B2 12/2009 Blank et al.  
 7,643,894 B2 1/2010 Braithwaite et al.  
 7,657,910 B1 2/2010 McAulay et al.  
 7,664,276 B2 2/2010 McKee  
 7,676,044 B2 3/2010 Sasaki et al.  
 7,689,305 B2 3/2010 Kreifeldt et al.  
 7,697,701 B2 4/2010 Pedersen et al.  
 7,720,237 B2 5/2010 Bharitkar et al.  
 7,742,740 B2 6/2010 Goldberg et al.  
 7,769,183 B2 8/2010 Bharitkar et al.  
 7,796,068 B2 9/2010 Raz et al.  
 7,835,689 B2 11/2010 Goldberg et al.  
 7,853,341 B2 12/2010 McCarty et al.  
 7,876,903 B2 1/2011 Sauk  
 7,925,203 B2 4/2011 Lane et al.  
 7,949,140 B2 5/2011 Kino  
 7,949,707 B2 5/2011 McDowall et al.  
 7,961,893 B2 6/2011 Kino  
 7,970,922 B2 6/2011 Svendsen  
 7,987,294 B2 7/2011 Bryce et al.  
 8,005,228 B2 8/2011 Bharitkar et al.  
 8,014,423 B2 9/2011 Thaler et al.  
 8,042,961 B2 10/2011 Massara et al.  
 8,045,721 B2 10/2011 Burgan et al.  
 8,045,952 B2 10/2011 Qureshey et al.  
 8,050,652 B2 11/2011 Qureshey et al.  
 8,063,698 B2 11/2011 Howard  
 8,074,253 B1 12/2011 Nathan  
 8,103,009 B2 1/2012 McCarty et al.  
 8,116,476 B2 2/2012 Inohara  
 8,126,156 B2 2/2012 Corbett et al.  
 8,126,172 B2 2/2012 Horbach et al.  
 8,131,390 B2 3/2012 Braithwaite et al.  
 8,139,774 B2 3/2012 Berardi et al.  
 8,144,883 B2 3/2012 Pedersen  
 8,160,276 B2 4/2012 Liao et al.  
 8,160,281 B2 4/2012 Kim et al.  
 8,170,260 B2 5/2012 Reining et al.  
 8,175,292 B2 5/2012 Aylward et al.  
 8,175,297 B1 5/2012 Ho et al.  
 8,194,874 B2 6/2012 Starobin et al.  
 8,229,125 B2 7/2012 Short  
 8,233,632 B1 7/2012 MacDonald et al.  
 8,234,395 B2 7/2012 Millington  
 8,238,547 B2 8/2012 Ohki et al.  
 8,238,578 B2 8/2012 Aylward  
 8,243,961 B1 8/2012 Morrill  
 8,264,408 B2 9/2012 Kainulainen et al.  
 8,265,310 B2 9/2012 Berardi et al.  
 8,270,620 B2 9/2012 Christensen  
 8,279,709 B2 10/2012 Choisel et al.  
 8,281,001 B2 10/2012 Busam et al.  
 8,290,185 B2 10/2012 Kim  
 8,291,349 B1 10/2012 Park et al.  
 8,300,845 B2 10/2012 Zurek et al.  
 8,306,235 B2 11/2012 Mahowald  
 8,325,931 B2 12/2012 Howard et al.  
 8,325,935 B2 12/2012 Rutschman  
 8,325,944 B1 12/2012 Duwenhorst et al.  
 8,331,585 B2 12/2012 Hagen et al.  
 8,332,414 B2 12/2012 Nguyen et al.  
 8,379,876 B2 2/2013 Zhang  
 8,385,557 B2 2/2013 Tashev et al.  
 8,391,501 B2 3/2013 Khawand et al.  
 8,392,505 B2 3/2013 Haughay et al.



(56)

References Cited

U.S. PATENT DOCUMENTS

8,401,202 B2	3/2013	Brooking	9,690,271 B2	6/2017	Sheen et al.
8,433,076 B2	4/2013	Zurek et al.	9,690,539 B2	6/2017	Sheen et al.
8,452,020 B2	5/2013	Gregg et al.	9,693,165 B2	6/2017	Downing et al.
8,463,184 B2	6/2013	Dua	9,699,582 B2	7/2017	Sheerin et al.
8,483,853 B1	7/2013	Lambourne	9,706,323 B2	7/2017	Sheen et al.
8,488,799 B2	7/2013	Goldstein et al.	9,715,365 B2	7/2017	Kusano et al.
8,503,669 B2	8/2013	Mao	9,723,420 B2	8/2017	Family et al.
8,527,876 B2	9/2013	Wood et al.	9,729,984 B2	8/2017	Tan et al.
8,577,045 B2	11/2013	Gibbs	9,736,584 B2	8/2017	Sheen et al.
8,577,048 B2	11/2013	Chaikin et al.	9,743,207 B1	8/2017	Hartung
8,600,075 B2	12/2013	Lim	9,743,208 B2	8/2017	Oishi et al.
8,620,006 B2	12/2013	Berardi et al.	9,749,763 B2	8/2017	Sheen
8,682,002 B2	3/2014	Wihardja et al.	9,763,018 B1	9/2017	McPherson et al.
8,731,206 B1	5/2014	Park	9,781,532 B2	10/2017	Sheen
8,755,538 B2	6/2014	Kwon	9,788,113 B2	10/2017	Wilberding et al.
8,798,280 B2	8/2014	Goldberg et al.	9,794,722 B2	10/2017	Petrov
8,819,554 B2	8/2014	Basso et al.	9,807,536 B2	10/2017	Liu et al.
8,831,244 B2	9/2014	Apfel	9,810,784 B2	11/2017	Altman et al.
8,855,319 B2	10/2014	Liu et al.	9,860,662 B2	1/2018	Jarvis et al.
8,862,273 B2	10/2014	Karr	9,864,574 B2	1/2018	Hartung et al.
8,879,761 B2	11/2014	Johnson et al.	9,910,634 B2	3/2018	Sheen et al.
8,903,526 B2	12/2014	Beckhardt et al.	9,913,056 B2	3/2018	Master et al.
8,914,559 B2	12/2014	Kalayjian et al.	9,916,126 B2	3/2018	Lang
8,930,005 B2	1/2015	Reimann	9,952,825 B2	4/2018	Sheen
8,934,647 B2	1/2015	Joyce et al.	9,984,703 B2	5/2018	Ur et al.
8,934,655 B2	1/2015	Breen et al.	10,045,142 B2	8/2018	McPherson et al.
8,942,252 B2	1/2015	Balassanian et al.	10,111,002 B1	10/2018	Poulad
8,965,033 B2	2/2015	Wiggins	10,125,006 B2	11/2018	Jacobsen et al.
8,965,546 B2	2/2015	Visser et al.	10,127,006 B2	11/2018	Sheen
8,977,974 B2	3/2015	Kraut	10,154,359 B2	12/2018	Sheen
8,984,442 B2	3/2015	Pirnack et al.	10,206,052 B2	2/2019	Perianu
8,989,406 B2	3/2015	Wong et al.	10,299,054 B2	5/2019	McPherson et al.
8,995,687 B2	3/2015	Marino, Jr. et al.	10,299,061 B1	5/2019	Sheen
8,995,688 B1	3/2015	Chemtob et al.	10,402,154 B2	9/2019	Hartung et al.
8,996,370 B2	3/2015	Ansell	10,791,407 B2	9/2020	Oishi et al.
9,020,153 B2	4/2015	Britt, Jr.	10,853,022 B2	12/2020	Wilberding
9,021,153 B2	4/2015	Lu	2001/0038702 A1	11/2001	Lavoie et al.
9,042,556 B2	5/2015	Kallai et al.	2001/0042107 A1	11/2001	Palm
9,065,929 B2	6/2015	Chen et al.	2001/0043592 A1	11/2001	Jimenez et al.
9,084,058 B2	7/2015	Reilly et al.	2001/0053228 A1	12/2001	Jones
9,100,766 B2	8/2015	Soulodre et al.	2002/0022453 A1	2/2002	Balog et al.
9,106,192 B2	8/2015	Sheen et al.	2002/0026442 A1	2/2002	Lipscomb et al.
9,179,233 B2	11/2015	Kang	2002/0072816 A1	6/2002	Shdema et al.
9,215,545 B2	12/2015	Dublin et al.	2002/0078161 A1	6/2002	Cheng
9,219,460 B2 *	12/2015	Bush ..... H04R 3/00	2002/0089529 A1	7/2002	Robbin
9,231,545 B2	1/2016	Agustin et al.	2002/0124097 A1	9/2002	Isely et al.
9,247,365 B1	1/2016	Ellis et al.	2002/0126852 A1	9/2002	Kashani
9,264,839 B2	2/2016	Oishi et al.	2002/0136414 A1	9/2002	Jordan et al.
9,286,384 B2	3/2016	Kuper et al.	2002/0146136 A1	10/2002	Carter, Jr.
9,288,597 B2	3/2016	Carlsson et al.	2003/0002689 A1	1/2003	Folio
9,300,266 B2	3/2016	Grokop	2003/0031334 A1	2/2003	Layton et al.
9,307,340 B2	4/2016	Seefeldt	2003/0081115 A1	5/2003	Curry et al.
9,319,816 B1	4/2016	Narayanan	2003/0108212 A1	6/2003	Yun
9,398,392 B2	7/2016	Ridihalgh et al.	2003/0157951 A1	8/2003	Hasty, Jr.
9,451,377 B2	9/2016	Massey et al.	2003/0159569 A1	8/2003	Ohta
9,462,399 B2	10/2016	Bharitkar et al.	2003/0161479 A1	8/2003	Yang et al.
9,467,779 B2	10/2016	Iyengar et al.	2003/0161492 A1	8/2003	Miller et al.
9,472,201 B1	10/2016	Sleator	2003/0179891 A1	9/2003	Rabinowitz et al.
9,473,207 B2	10/2016	McCormack et al.	2003/0235311 A1	12/2003	Grancea et al.
9,489,948 B1	11/2016	Chu et al.	2004/0024478 A1	2/2004	Hans et al.
9,524,098 B2	12/2016	Griffiths et al.	2004/0071294 A1	4/2004	Halgas, Jr. et al.
9,538,305 B2	1/2017	Lehnert et al.	2004/0114771 A1	6/2004	Vaughan et al.
9,538,308 B2	1/2017	Isaac et al.	2004/0131338 A1	7/2004	Asada et al.
9,544,701 B1	1/2017	Rappoport	2004/0237750 A1	12/2004	Smith et al.
9,560,449 B2	1/2017	Carlsson et al.	2005/0021470 A1	1/2005	Martin et al.
9,560,460 B2	1/2017	Chaikin et al.	2005/0031143 A1	2/2005	Devantier et al.
9,584,915 B2	2/2017	Fullam et al.	2005/0063554 A1	3/2005	Devantier et al.
9,609,383 B1	3/2017	Hirst	2005/0147261 A1	7/2005	Yeh
9,615,171 B1	4/2017	O'Neill et al.	2005/0157885 A1	7/2005	Olney et al.
9,648,422 B2	5/2017	Sheen et al.	2005/0276425 A1	12/2005	Forrester et al.
9,654,073 B2	5/2017	Apodaca	2006/0008256 A1	1/2006	Khedouri et al.
9,674,625 B2	6/2017	Armstrong-Muntner et al.	2006/0026521 A1	2/2006	Hotelling et al.
9,678,708 B2	6/2017	Bierbower et al.	2006/0032357 A1	2/2006	Roovers et al.
9,686,625 B2	6/2017	Patel	2006/0104454 A1	5/2006	Guitarte Perez et al.
9,689,960 B1	6/2017	Barton et al.	2006/0147057 A1	7/2006	Aggarwal et al.
			2006/0153391 A1	7/2006	Hooley et al.
			2006/0195480 A1	8/2006	Spiegelman et al.
			2006/0225097 A1	10/2006	Lawrence-Apfelbaum
			2007/0003067 A1	1/2007	Gierl et al.



(56)

## References Cited

## U.S. PATENT DOCUMENTS

2007/0025559	A1	2/2007	Mihelich et al.	2012/0127831	A1	5/2012	Gicklhorn et al.
2007/0032895	A1	2/2007	Nackvi et al.	2012/0140936	A1	6/2012	Bonnick et al.
2007/0038999	A1	2/2007	Millington	2012/0148075	A1	6/2012	Goh et al.
2007/0086597	A1	4/2007	Kino	2012/0183156	A1	7/2012	Schlessinger et al.
2007/0087686	A1	4/2007	Holm et al.	2012/0184335	A1	7/2012	Kim et al.
2007/0116254	A1	5/2007	Looney et al.	2012/0213391	A1	8/2012	Usami et al.
2007/0121955	A1	5/2007	Johnston et al.	2012/0215530	A1	8/2012	Harsch
2007/0142944	A1	6/2007	Goldberg et al.	2012/0237037	A1	9/2012	Ninan et al.
2007/0217619	A1	9/2007	Hall et al.	2012/0243697	A1	9/2012	Frye et al.
2008/0002839	A1	1/2008	Eng	2012/0263325	A1	10/2012	Freeman et al.
2008/0014989	A1	1/2008	Sandegard et al.	2012/0268145	A1	10/2012	Chandra et al.
2008/0065247	A1	3/2008	Igoe	2012/0269356	A1	10/2012	Sheerin et al.
2008/0069378	A1	3/2008	Rabinowitz et al.	2012/0275613	A1	11/2012	Soulodre
2008/0077261	A1	3/2008	Baudino et al.	2012/0283593	A1	11/2012	Searchfield et al.
2008/0098027	A1	4/2008	Aarts	2012/0288124	A1	11/2012	Fejzo et al.
2008/0136623	A1	6/2008	Calvarese	2013/0003981	A1	1/2013	Lane
2008/0144864	A1	6/2008	Huon et al.	2013/0010970	A1	1/2013	Hegarty et al.
2008/0175411	A1	7/2008	Greve	2013/0019193	A1	1/2013	Rhee et al.
2008/0214160	A1	9/2008	Jonsson	2013/0028443	A1	1/2013	Pance et al.
2008/0232603	A1	9/2008	Soulodre	2013/0051572	A1	2/2013	Goh et al.
2008/0266385	A1	10/2008	Smith et al.	2013/0066453	A1	3/2013	Seefeldt
2008/0281523	A1	11/2008	Dahl et al.	2013/0108055	A1	5/2013	Hanna et al.
2009/0003613	A1	1/2009	Christensen	2013/0129102	A1	5/2013	Li et al.
2009/0024662	A1	1/2009	Park et al.	2013/0129122	A1	5/2013	Johnson et al.
2009/0047993	A1	2/2009	Vasa	2013/0166227	A1	6/2013	Hermann et al.
2009/0063274	A1	3/2009	Dublin, III et al.	2013/0170647	A1	7/2013	Reilly et al.
2009/0089054	A1	4/2009	Wang et al.	2013/0173794	A1	7/2013	Agerbak et al.
2009/0110218	A1	4/2009	Swain	2013/0179535	A1	7/2013	Baalu et al.
2009/0138507	A1	5/2009	Burckart et al.	2013/0202131	A1	8/2013	Kemmochi et al.
2009/0147134	A1	6/2009	Iwamatsu	2013/0211843	A1	8/2013	Clarkson
2009/0175476	A1	7/2009	Bottum	2013/0216071	A1	8/2013	Maher et al.
2009/0180632	A1	7/2009	Goldberg et al.	2013/0223642	A1	8/2013	Warren et al.
2009/0196428	A1	8/2009	Kim	2013/0230175	A1	9/2013	Bech et al.
2009/0202082	A1	8/2009	Bharitkar et al.	2013/0259254	A1	10/2013	Xiang et al.
2009/0252481	A1	10/2009	Ekstrand	2013/0279706	A1	10/2013	Marti et al.
2009/0285404	A1	11/2009	Hsu et al.	2013/0305152	A1	11/2013	Griffiths et al.
2009/0304194	A1	12/2009	Eggleston et al.	2013/0315405	A1	11/2013	Kanishima et al.
2009/0304205	A1	12/2009	Hardacker et al.	2013/0329896	A1	12/2013	Krishnaswamy et al.
2009/0316923	A1	12/2009	Tashev et al.	2013/0331970	A1	12/2013	Beckhardt et al.
2010/0013550	A1	1/2010	Tanaka	2013/0346559	A1	12/2013	Van Erven et al.
2010/0095332	A1	4/2010	Gran et al.	2014/0003611	A1	1/2014	Mohammad et al.
2010/0104114	A1	4/2010	Chapman	2014/0003622	A1	1/2014	Ikizyan et al.
2010/0128902	A1	5/2010	Liu et al.	2014/0003623	A1	1/2014	Lang
2010/0135501	A1	6/2010	Corbett et al.	2014/0003625	A1	1/2014	Sheen et al.
2010/0142735	A1	6/2010	Yoon et al.	2014/0003626	A1	1/2014	Holman et al.
2010/0146445	A1	6/2010	Kraut	2014/0003635	A1	1/2014	Mohammad et al.
2010/0162117	A1	6/2010	Basso et al.	2014/0006587	A1	1/2014	Kusano
2010/0189203	A1	7/2010	Wilhelmsson et al.	2014/0016784	A1	1/2014	Sen et al.
2010/0195846	A1	8/2010	Yokoyama	2014/0016786	A1	1/2014	Sen
2010/0272270	A1	10/2010	Chaikin et al.	2014/0016802	A1	1/2014	Sen
2010/0296659	A1	11/2010	Tanaka	2014/0023196	A1	1/2014	Xiang et al.
2010/0303248	A1	12/2010	Tawada	2014/0029201	A1	1/2014	Yang et al.
2010/0303250	A1	12/2010	Goldberg et al.	2014/0032709	A1	1/2014	Saussy et al.
2010/0323793	A1	12/2010	Andall	2014/0037097	A1	2/2014	Labosco
2011/0007904	A1	1/2011	Tomoda et al.	2014/0037107	A1	2/2014	Marino, Jr. et al.
2011/0007905	A1	1/2011	Sato et al.	2014/0052770	A1	2/2014	Gran et al.
2011/0029111	A1	2/2011	Sabin et al.	2014/0064501	A1	3/2014	Olsen et al.
2011/0087842	A1	4/2011	Lu et al.	2014/0079242	A1	3/2014	Nguyen et al.
2011/0091055	A1	4/2011	Leblanc	2014/0084014	A1	3/2014	Sim et al.
2011/0135103	A1	6/2011	Sun et al.	2014/0086423	A1	3/2014	Domingo et al.
2011/0150228	A1	6/2011	Yoon et al.	2014/0112481	A1	4/2014	Li et al.
2011/0150230	A1	6/2011	Tanaka	2014/0119551	A1	5/2014	Bharitkar et al.
2011/0150247	A1	6/2011	Oliveras	2014/0126730	A1	5/2014	Crawley et al.
2011/0170710	A1	7/2011	Son	2014/0161265	A1	6/2014	Chaikin et al.
2011/0216924	A1	9/2011	Berardi et al.	2014/0169569	A1	6/2014	Toivanen et al.
2011/0234480	A1	9/2011	Fino et al.	2014/0180684	A1	6/2014	Strub
2011/0235808	A1	9/2011	Kon	2014/0192986	A1	7/2014	Lee et al.
2011/0268281	A1	11/2011	Florencio et al.	2014/0219456	A1	8/2014	Morrell et al.
2011/0293123	A1	12/2011	Neumeyer et al.	2014/0219483	A1	8/2014	Hong
2012/0032928	A1	2/2012	Alberth et al.	2014/0226823	A1	8/2014	Sen et al.
2012/0051558	A1	3/2012	Kim et al.	2014/0226837	A1	8/2014	Grokop
2012/0057724	A1	3/2012	Rabinowitz et al.	2014/0242913	A1	8/2014	Pang
2012/0063615	A1	3/2012	Crockett et al.	2014/0267148	A1	9/2014	Luna et al.
2012/0093320	A1	4/2012	Flaks et al.	2014/0270202	A1	9/2014	Ivanov et al.
2012/0114152	A1	5/2012	Nguyen et al.	2014/0270282	A1	9/2014	Tammi et al.
				2014/0273859	A1	9/2014	Luna et al.
				2014/0274212	A1	9/2014	Zurek et al.
				2014/0279889	A1	9/2014	Luna
				2014/0285313	A1	9/2014	Luna et al.



(56)

References Cited

U.S. PATENT DOCUMENTS

2014/0286496 A1 9/2014 Luna et al.  
 2014/0294200 A1 10/2014 Baumgarte et al.  
 2014/0294201 A1 10/2014 Johnson et al.  
 2014/0310269 A1 10/2014 Zhang et al.  
 2014/0321670 A1 10/2014 Nystrom et al.  
 2014/0323036 A1 10/2014 Daley et al.  
 2014/0334644 A1 11/2014 Selig et al.  
 2014/0341399 A1 11/2014 Dusse et al.  
 2014/0344689 A1 11/2014 Scott et al.  
 2014/0355768 A1 12/2014 Sen et al.  
 2014/0355794 A1 12/2014 Morrell et al.  
 2014/0364056 A1 12/2014 Belk et al.  
 2014/0369519 A1 12/2014 Leschka et al.  
 2015/0011195 A1 1/2015 Li  
 2015/0016642 A1 1/2015 Walsh et al.  
 2015/0023509 A1 1/2015 Devantier et al.  
 2015/0031287 A1 1/2015 Pang et al.  
 2015/0032844 A1 1/2015 Tarr et al.  
 2015/0036847 A1 2/2015 Donaldson  
 2015/0036848 A1 2/2015 Donaldson  
 2015/0043736 A1 2/2015 Olsen et al.  
 2015/0063610 A1 3/2015 Mossner  
 2015/0078586 A1 3/2015 Ang et al.  
 2015/0078596 A1 3/2015 Sprogis  
 2015/0100991 A1 4/2015 Risberg et al.  
 2015/0146886 A1 5/2015 Baumgarte  
 2015/0149943 A1 5/2015 Nguyen et al.  
 2015/0161360 A1 6/2015 Paruchuri et al.  
 2015/0195666 A1 7/2015 Massey et al.  
 2015/0201274 A1 7/2015 Ellner et al.  
 2015/0208184 A1 7/2015 Tan et al.  
 2015/0208188 A1 7/2015 Carlsson et al.  
 2015/0220558 A1 8/2015 Snibbe et al.  
 2015/0223002 A1 8/2015 Mehta et al.  
 2015/0223004 A1 8/2015 Deprez et al.  
 2015/0229699 A1 8/2015 Liu  
 2015/0260754 A1 9/2015 Perotti et al.  
 2015/0263692 A1 9/2015 Bush  
 2015/0264023 A1 9/2015 Reno  
 2015/0271616 A1 9/2015 Kechichian et al.  
 2015/0271620 A1 9/2015 Lando et al.  
 2015/0281866 A1 10/2015 Williams et al.  
 2015/0286360 A1 10/2015 Wachter  
 2015/0289064 A1 10/2015 Jensen et al.  
 2015/0358756 A1 12/2015 Harma et al.  
 2015/0382128 A1 12/2015 Ridihalgh et al.  
 2016/0007116 A1 1/2016 Holman  
 2016/0011846 A1\* 1/2016 Sheen ..... G06F 3/165  
 700/94  
 2016/0011850 A1 1/2016 Sheen et al.  
 2016/0014509 A1 1/2016 Hansson et al.  
 2016/0014510 A1 1/2016 Sheen  
 2016/0014511 A1 1/2016 Sheen et al.  
 2016/0014534 A1 1/2016 Sheen  
 2016/0014536 A1 1/2016 Sheen  
 2016/0021458 A1 1/2016 Johnson et al.  
 2016/0021473 A1 1/2016 Riggi et al.  
 2016/0021481 A1 1/2016 Johnson et al.  
 2016/0027467 A1 1/2016 Proud  
 2016/0029142 A1 1/2016 Isaac et al.  
 2016/0035337 A1 2/2016 Aggarwal et al.  
 2016/0036404 A1 2/2016 Fleischmann et al.  
 2016/0036881 A1 2/2016 Tembey et al.  
 2016/0037277 A1 2/2016 Matsumoto et al.  
 2016/0061597 A1 3/2016 De Bruijn et al.  
 2016/0070525 A1 3/2016 Sheen et al.  
 2016/0070526 A1 3/2016 Sheen  
 2016/0073210 A1 3/2016 Sheen  
 2016/0088438 A1 3/2016 O'Keeffe  
 2016/0119730 A1 4/2016 Virtanen  
 2016/0140969 A1 5/2016 Srinivasan et al.  
 2016/0142849 A1 5/2016 Satheesh et al.  
 2016/0165297 A1 6/2016 Jamal-Syed et al.  
 2016/0192098 A1 6/2016 Oishi et al.  
 2016/0192099 A1 6/2016 Oishi et al.

2016/0212535 A1 7/2016 Le Nerriec et al.  
 2016/0239255 A1 8/2016 Chavez et al.  
 2016/0246449 A1 8/2016 Jarske  
 2016/0254696 A1 9/2016 Plumb et al.  
 2016/0260140 A1 9/2016 Shirley et al.  
 2016/0309276 A1 10/2016 Ridihalgh et al.  
 2016/0330562 A1 11/2016 Crockett  
 2016/0342201 A1 11/2016 Jehan  
 2016/0353018 A1 12/2016 Anderson et al.  
 2016/0366517 A1 12/2016 Chandran et al.  
 2016/0373860 A1 12/2016 Leschka et al.  
 2017/0026769 A1 1/2017 Patel  
 2017/0041724 A1 2/2017 Master et al.  
 2017/0069338 A1 3/2017 Elliot et al.  
 2017/0083279 A1 3/2017 Sheen  
 2017/0086003 A1 3/2017 Rabinowitz et al.  
 2017/0105084 A1 4/2017 Holman  
 2017/0133011 A1 5/2017 Chen et al.  
 2017/0142532 A1 5/2017 Pan  
 2017/0207762 A1 7/2017 Porter et al.  
 2017/0215017 A1 7/2017 Hartung et al.  
 2017/0223447 A1 8/2017 Johnson et al.  
 2017/0230772 A1 8/2017 Johnson et al.  
 2017/0257722 A1 9/2017 Kerdranvat et al.  
 2017/0280265 A1 9/2017 Po  
 2017/0286052 A1 10/2017 Hartung et al.  
 2017/0303039 A1 10/2017 Iyer et al.  
 2017/0311108 A1 10/2017 Patel  
 2017/0374482 A1 12/2017 McPherson et al.  
 2018/0122378 A1 5/2018 Mixter et al.  
 2018/0376268 A1 12/2018 Kerdranvat et al.  
 2019/0037328 A1 1/2019 McPherson et al.  
 2019/0058942 A1 2/2019 Garner et al.  
 2019/0320278 A1 10/2019 McPherson et al.  
 2020/0005830 A1 1/2020 Wasada et al.  
 2020/0249346 A1 8/2020 Lim et al.  
 2020/0382888 A1 12/2020 McPherson et al.  
 2021/0141050 A1 5/2021 Janssen et al.

FOREIGN PATENT DOCUMENTS

CN 1622694 A 6/2005  
 CN 1984507 A 6/2007  
 CN 101032187 A 9/2007  
 CN 101047777 A 10/2007  
 CN 101366177 A 2/2009  
 CN 101478296 A 7/2009  
 CN 101491116 A 7/2009  
 CN 101681219 A 3/2010  
 CN 101754087 A 6/2010  
 CN 101800051 A 8/2010  
 CN 102004823 A 4/2011  
 CN 102318325 A 1/2012  
 CN 102823277 A 12/2012  
 CN 102893633 A 1/2013  
 CN 103491397 A 1/2014  
 CN 103811010 A 5/2014  
 CN 103988523 A 8/2014  
 CN 104219604 A 12/2014  
 CN 104247461 A 12/2014  
 CN 104284291 A 1/2015  
 CN 104584061 A 4/2015  
 CN 104967953 A 10/2015  
 CN 105163221 A 12/2015  
 DE 102007032281 A1 1/2009  
 EP 0505949 A1 9/1992  
 EP 0772374 A2 5/1997  
 EP 1133896 B1 8/2002  
 EP 1349427 A2 10/2003  
 EP 1389853 A1 2/2004  
 EP 2043381 A2 4/2009  
 EP 1349427 B1 12/2009  
 EP 2161950 A2 3/2010  
 EP 2194471 A1 6/2010  
 EP 2197220 A2 6/2010  
 EP 2288178 A1 2/2011  
 EP 2429155 A1 3/2012  
 EP 1825713 B1 10/2012  
 EP 2613573 A1 7/2013



(56)

## References Cited

## FOREIGN PATENT DOCUMENTS

EP	2591617	B1	6/2014
EP	2747081	A1	6/2014
EP	2835989	A2	2/2015
EP	2860992	A1	4/2015
EP	2874413	A1	5/2015
EP	3128767	A2	2/2017
EP	2974382	B1	4/2017
EP	2986034	B1	5/2017
EP	3285502	A1	2/2018
JP	H02280199	A	11/1990
JP	H05199593	A	8/1993
JP	H05211700	A	8/1993
JP	H06327089	A	11/1994
JP	H0723490	A	1/1995
JP	H1069280	A	3/1998
JP	H10307592	A	11/1998
JP	2002502193	A	1/2002
JP	2002101500	A	4/2002
JP	2003143252	A	5/2003
JP	2003304590	A	10/2003
JP	2005086686	A	3/2005
JP	2005538633	A	12/2005
JP	2006017893	A	1/2006
JP	2006180039	A	7/2006
JP	2006191562	A	7/2006
JP	2006340285	A	12/2006
JP	2007068125	A	3/2007
JP	2007271802	A	10/2007
JP	2007325073	A	12/2007
JP	2008035254	A	2/2008
JP	2008228133	A	9/2008
JP	2009188474	A	8/2009
JP	2010056970	A	3/2010
JP	2010081124	A	4/2010
JP	2010141892	A	6/2010
JP	2011123376	A	6/2011
JP	2011130212	A	6/2011
JP	2011164166	A	8/2011
JP	2011215378	A	10/2011
JP	2011217068	A	10/2011
JP	2013247456	A	12/2013
JP	2013253884	A	12/2013
JP	2014523165	A	9/2014
JP	6356331	B2	7/2018
JP	6567735	B2	8/2019
KR	1020060116383		11/2006
KR	1020080011831		2/2008
WO	200153994		7/2001
WO	0182650	A2	11/2001
WO	200182650		11/2001
WO	2003093950	A2	11/2003
WO	2004066673	A1	8/2004
WO	2007016465	A2	2/2007
WO	2011139502	A1	11/2011
WO	2013006323	A2	1/2013
WO	2013016500	A1	1/2013
WO	2013126603	A1	8/2013
WO	2014032709		3/2014
WO	2014032709	A1	3/2014
WO	2014036121	A1	3/2014
WO	2015024881	A1	2/2015
WO	2015108794	A1	7/2015
WO	2015178950	A1	11/2015
WO	2016040324	A1	3/2016
WO	2016054090	A1	4/2016
WO	2017049169	A1	3/2017

## OTHER PUBLICATIONS

Notice of Allowance dated Apr. 19, 2017, issued in connection with U.S. Appl. No. 14/481,511, filed Sep. 9, 2014, 10 pages.  
Palm, Inc., "Handbook for the Palm VII Handheld," May 2000, 311 pages.

Papp Istvan et al. "Adaptive Microphone Array for Unknown Desired Speaker's Transfer Function", The Journal of the Acoustical Society of America, American Institute of Physics for the Acoustical Society of America, New York, NY vol. 122, No. 2, Jul. 19, 2007, pp. 44-49.

Pre-Brief Appeal Conference Decision mailed on Mar. 19, 2019, issued in connection with U.S. Appl. No. 15/806,126, filed Nov. 7, 2017, 2 pages.

Preinterview First Office Action dated Oct. 6, 2016, issued in connection with U.S. Appl. No. 14/726,921, filed Jun. 1, 2015, 6 pages.

Preinterview First Office Action dated Jul. 12, 2017, issued in connection with U.S. Appl. No. 14/793,205, filed Jul. 7, 2015, 5 pages.

Preinterview First Office Action dated May 17, 2016, issued in connection with U.S. Appl. No. 14/481,505, filed Sep. 9, 2014, 7 pages.

Preinterview First Office Action dated May 25, 2016, issued in connection with U.S. Appl. No. 14/481,514, filed Sep. 9, 2014, 7 pages.

Presentations at WinHEC 2000, May 2000, 138 pages.

Prismiq, Inc., "Prismiq Media Player User Guide," 2003, 44 pages.

Ross, Alex, "Wizards of Sound: Retouching acoustics, from the restaurant to the concert hall," The New Yorker, Feb. 23, 2015. Web. Feb. 26, 2015, 9 pages.

*Sonos, Inc. v. Google LLC*, WDTX Case No. 6:20-cv-00881, Google's Answer and Counterclaims; dated Jan. 8, 2021, 39 pages.

Supplemental Notice of Allowability dated Oct. 27, 2016, issued in connection with U.S. Appl. No. 14/481,511, filed Sep. 9, 2014, 6 pages.

United States Patent and Trademark Office, U.S. Appl. No. 60/490,768, filed Jul. 28, 2003, entitled "Method for synchronizing audio playback between multiple networked devices," 13 pages.

United States Patent and Trademark Office, U.S. Appl. No. 60/825,407, filed Sep. 12, 2006, entitled "Controlling and manipulating groupings in a multi-zone music or media system," 82 pages.

UPnP; "Universal Plug and Play Device Architecture," Jun. 8, 2000; version 1.0; Microsoft Corporation; pp. 1-54.

Wikipedia, Server(Computing) [https://web.archive.org/web/20160703173710/https://en.wikipedia.org/wiki/Server\\_\(computing\)](https://web.archive.org/web/20160703173710/https://en.wikipedia.org/wiki/Server_(computing)), published Jul. 3, 2016, 7 pages.

Yamaha DME 64 Owner's Manual; copyright 2004, 80 pages.

Yamaha DME Designer 3.0 Owner's Manual; Copyright 2008, 501 pages.

Yamaha DME Designer 3.5 setup manual guide; copyright 2004, 16 pages.

Yamaha DME Designer 3.5 User Manual; Copyright 2004, 507 pages.

Non-Final Office Action dated Mar. 1, 2017, issued in connection with U.S. Appl. No. 15/344,069, filed Nov. 4, 2016, 20 pages.

Non-Final Office Action dated Nov. 1, 2017, issued in connection with U.S. Appl. No. 15/235,598, filed Aug. 12, 2016, 15 pages.

Non-Final Office Action dated Jun. 2, 2014, issued in connection with U.S. Appl. No. 13/340,126, filed Dec. 29, 2011, 14 pages.

Non-Final Office Action dated Jun. 2, 2017, issued in connection with U.S. Appl. No. 15/229,693, filed Aug. 5, 2016, 18 pages.

Non-Final Office Action dated Nov. 2, 2017, issued in connection with U.S. Appl. No. 15/166,241, filed May 26, 2016, 12 pages.

Non-Final Office Action dated Oct. 2, 2017, issued in connection with U.S. Appl. No. 15/005,853, filed Jan. 25, 2016, 8 pages.

Non-Final Office Action dated Feb. 3, 2016, issued in connection with U.S. Appl. No. 14/481,522, filed Sep. 9, 2014, 12 pages.

Non-Final Office Action dated Jul. 3, 2018, issued in connection with U.S. Appl. No. 15/909,327, filed Mar. 1, 2018, 30 pages.

Non-Final Office Action dated Jan. 4, 2017, issued in connection with U.S. Appl. No. 15/207,682, filed Jul. 12, 2016, 6 pages.

Non-Final Office Action dated Nov. 4, 2016, issued in connection with U.S. Appl. No. 14/826,856, filed Aug. 14, 2015, 10 pages.

Non-Final Office Action dated Sep. 4, 2019, issued in connection with U.S. Appl. No. 16/213,552, filed Dec. 7, 2018, 16 pages.

Non-Final Office Action dated Jul. 5, 2017, issued in connection with U.S. Appl. No. 14/481,522, filed Sep. 9, 2014, 8 pages.

Non-Final Office Action dated Jul. 6, 2016, issued in connection with U.S. Appl. No. 15/070,160, filed Mar. 15, 2016, 6 pages.



(56)

**References Cited**

## OTHER PUBLICATIONS

Non-Final Office Action dated Oct. 6, 2016, issued in connection with U.S. Appl. No. 14/678,263, filed Apr. 3, 2015, 30 pages.

Non-Final Office Action dated Jun. 6, 2018, issued in connection with U.S. Appl. No. 15/005,496, filed Jan. 25, 2016, 16 pages.

Non-Final Office Action dated Dec. 7, 2015, issued in connection with U.S. Appl. No. 14/921,762, filed Oct. 23, 2015, 5 pages.

Non-Final Office Action dated Jul. 7, 2016, issued in connection with U.S. Appl. No. 15/066,049, filed Mar. 10, 2016, 6 pages.

Non-Final Office Action dated Mar. 7, 2017, issued in connection with U.S. Appl. No. 14/481,514, filed Sep. 9, 2014, 24 pages.

Non-Final Office Action dated Sep. 7, 2016, issued in connection with U.S. Appl. No. 14/826,873, filed Aug. 14, 2015, 12 pages.

Non-Final Office Action dated Jul. 8, 2016, issued in connection with U.S. Appl. No. 15/066,072, filed Mar. 10, 2016, 6 pages.

Non-Final Office Action dated Dec. 9, 2016, issued in connection with U.S. Appl. No. 14/678,248, filed Apr. 3, 2015, 22 pages.

Non-Final Office Action dated Apr. 10, 2018, issued in connection with U.S. Appl. No. 15/909,529, filed Mar. 1, 2018, 8 pages.

Non-Final Office Action dated Mar. 10, 2017, issued in connection with U.S. Appl. No. 14/997,868, filed Jan. 18, 2016, 10 pages.

Non-Final Office Action dated Sep. 10, 2018, issued in connection with U.S. Appl. No. 15/056,553, filed Feb. 29, 2016, 8 pages.

Non-Final Office Action dated Apr. 11, 2017, issued in connection with U.S. Appl. No. 15/088,994, filed Apr. 1, 2016, 13 pages.

Non-Final Office Action dated Apr. 11, 2017, issued in connection with U.S. Appl. No. 15/089,004, filed Apr. 1, 2016, 9 pages.

Non-Final Office Action dated Dec. 11, 2019, issued in connection with U.S. Appl. No. 16/556,297, filed Aug. 30, 2019, 9 pages.

Non-Final Office Action dated Dec. 11, 2019, issued in connection with U.S. Appl. No. 16/658,896, filed Oct. 21, 2019, 14 pages.

Non-Final Office Action dated Feb. 11, 2021, issued in connection with U.S. Appl. No. 17/104,466, filed Nov. 25, 2020, 39 pages.

Non-Final Office Action dated Oct. 11, 2017, issued in connection with U.S. Appl. No. 15/480,265, filed Apr. 5, 2017, 8 pages.

Non-Final Office Action dated Oct. 11, 2018, issued in connection with U.S. Appl. No. 15/856,791, filed Dec. 28, 2017, 13 pages.

Non-Final Office Action dated Mar. 12, 2020, issued in connection with U.S. Appl. No. 16/796,496, filed Feb. 20, 2020, 13 pages.

Non-Final Office Action dated Sep. 12, 2016, issued in connection with U.S. Appl. No. 14/811,587, filed Jul. 28, 2015, 24 pages.

Non-Final Office Action dated Aug. 13, 2021, issued in connection with U.S. Appl. No. 16/994,874, filed Aug. 17, 2020, 10 pages.

Non-Final Office Action dated Jul. 13, 2016, issued in connection with U.S. Appl. No. 14/940,779, filed Nov. 13, 2015, 16 pages.

Non-Final Office Action dated Mar. 13, 2020, issued in connection with U.S. Appl. No. 15/005,496, filed Jan. 25, 2016, 20 pages.

Non-Final Office Action dated Dec. 14, 2016, issued in connection with U.S. Appl. No. 14/481,505, filed Sep. 9, 2014, 19 pages.

Non-Final Office Action dated Mar. 14, 2017, issued in connection with U.S. Appl. No. 15/096,827, filed Apr. 12, 2016, 12 pages.

Non-Final Office Action dated May 14, 2019, issued in connection with U.S. Appl. No. 15/955,545, filed Apr. 17, 2018, 15 pages.

Non-Final Office Action dated Oct. 14, 2015, issued in connection with U.S. Appl. No. 14/216,325, filed Mar. 17, 2014, 7 pages.

Non-Final Office Action dated May 15, 2018, issued in connection with U.S. Appl. No. 15/806,126, filed Nov. 7, 2017, 17 pages.

Non-Final Office Action dated Nov. 15, 2021, issued in connection with U.S. Appl. No. 17/135,308, filed Dec. 28, 2020, 19 pages.

Non-Final Office Action dated Jun. 16, 2017, issued in connection with U.S. Appl. No. 15/005,496, filed Jan. 25, 2016, 15 pages.

Non-Final Office Action dated Nov. 16, 2018, issued in connection with U.S. Appl. No. 15/996,878, filed Jun. 4, 2018, 8 pages.

Non-Final Office Action dated Sep. 16, 2020, issued in connection with U.S. Appl. No. 16/115,525, filed Aug. 28, 2018, 11 pages.

Non-Final Office Action dated Aug. 18, 2020, issued in connection with U.S. Appl. No. 16/827,143, filed Mar. 23, 2020, 8 pages.

Non-Final Office Action dated Dec. 18, 2018, issued in connection with U.S. Appl. No. 16/011,402, filed Jun. 18, 2018, 10 pages.

Non-Final Office Action dated Feb. 18, 2016, issued in connection with U.S. Appl. No. 14/644,136, filed Mar. 10, 2015, 10 pages.

Non-Final Office Action dated Jun. 18, 2019, issued in connection with U.S. Appl. No. 15/005,496, filed Jan. 25, 2016, 15 pages.

Non-Final Office Action dated Mar. 18, 2022, issued in connection with U.S. Appl. No. 17/033,818, filed Sep. 27, 2020, 12 pages.

Non-Final Office Action dated Aug. 19, 2021, issued in connection with U.S. Appl. No. 17/357,302, filed Jun. 24, 2021, 16 pages.

Non-Final Office Action dated Feb. 19, 2020, issued in connection with U.S. Appl. No. 16/665,415, filed Oct. 28, 2019, 53 pages.

Non-Final Office Action dated Jun. 19, 2020, issued in connection with U.S. Appl. No. 16/403,077, filed May 3, 2019, 6 pages.

Non-Final Office Action dated Sep. 19, 2017, issued in connection with U.S. Appl. No. 15/056,553, filed Feb. 29, 2016, 7 pages.

Non-Final Office Action dated Apr. 2, 2018, issued in connection with U.S. Appl. No. 15/872,979, filed Jan. 16, 2018, 6 pages.

Non-Final Office Action dated Aug. 2, 2017, issued in connection with U.S. Appl. No. 15/298,115, filed Oct. 19, 2016, 22 pages.

Non-Final Office Action dated Apr. 20, 2017, issued in connection with U.S. Appl. No. 15/005,853, filed Jan. 25, 2016, 8 pages.

Non-Final Office Action dated Jul. 20, 2016, issued in connection with U.S. Appl. No. 14/682,182, filed Apr. 9, 2015, 13 pages.

Non-Final Office Action dated Jun. 20, 2017, issued in connection with U.S. Appl. No. 15/207,682, filed Jul. 12, 2016, 17 pages.

Non-Final Office Action dated Dec. 21, 2018, issued in connection with U.S. Appl. No. 16/181,213, filed Nov. 5, 2018, 13 pages.

Non-Final Office Action dated Jun. 21, 2016, issued in connection with U.S. Appl. No. 14/678,248, filed Apr. 3, 2015, 10 pages.

Non-Final Office Action dated Jun. 21, 2019, issued in connection with U.S. Appl. No. 16/181,865, filed Nov. 6, 2018, 12 pages.

Non-Final Office Action dated Nov. 21, 2014, issued in connection with U.S. Appl. No. 13/536,493, filed Jun. 28, 2012, 20 pages.

Non-Final Office Action dated Jun. 22, 2018, issued in connection with U.S. Appl. No. 15/217,399, filed Jul. 22, 2016, 33 pages.

Non-Final Office Action dated Jun. 22, 2020, issued in connection with U.S. Appl. No. 16/555,832, filed Aug. 29, 2019, 15 pages.

Non-Final Office Action dated Oct. 22, 2019, issued in connection with U.S. Appl. No. 16/416,619, filed May 20, 2019, 12 pages.

Non-Final Office Action dated Oct. 22, 2021, issued in connection with U.S. Appl. No. 16/949,951, filed Nov. 20, 2020, 10 pages.

Non-Final Office Action dated Jan. 23, 2019, issued in connection with U.S. Appl. No. 16/113,032, filed Aug. 27, 2018, 8 pages.

Non-Final Office Action dated Jun. 24, 2022, issued in connection with U.S. Appl. No. 17/373,179, filed Jul. 12, 2021, 8 pages.

Non-Final Office Action dated May 24, 2019, issued in connection with U.S. Appl. No. 16/401,981, filed May 2, 2019, 14 pages.

Non-Final Office Action dated Feb. 25, 2022, issued in connection with U.S. Appl. No. 17/107,157, filed Nov. 30, 2020, 30 pages.

Non-Final Office Action dated Oct. 25, 2016, issued in connection with U.S. Appl. No. 14/864,506, filed Sep. 24, 2015, 9 pages.

Non-Final Office Action dated Sep. 26, 2018, issued in connection with U.S. Appl. No. 15/229,693, filed Aug. 5, 2016, 25 pages.

Non-Final Office Action dated Dec. 27, 2017, issued in connection with U.S. Appl. No. 15/357,520, filed Nov. 21, 2016, 28 pages.

Non-Final Office Action dated Feb. 27, 2018, issued in connection with U.S. Appl. No. 14/864,393, filed Sep. 24, 2015, 19 pages.

Non-Final Office Action dated Feb. 27, 2018, issued in connection with U.S. Appl. No. 15/718,556, filed Sep. 28, 2017, 19 pages.

Non-Final Office Action dated Jul. 27, 2016, issued in connection with U.S. Appl. No. 14/696,014, filed Apr. 24, 2015, 11 pages.

Non-Final Office Action dated Mar. 27, 2017, issued in connection with U.S. Appl. No. 15/211,835, filed Jul. 15, 2016, 30 pages.

Non-Final Office Action dated Mar. 27, 2018, issued in connection with U.S. Appl. No. 15/785,088, filed Oct. 16, 2017, 11 pages.

Non-Final Office Action dated Jul. 28, 2016, issued in connection with U.S. Appl. No. 14/884,001, filed Oct. 15, 2015, 8 pages.

Non-Final Office Action dated May 28, 2021, issued in connection with U.S. Appl. No. 17/098,134, filed Nov. 13, 2020, 14 pages.

Non-Final Office Action dated Nov. 28, 2017, issued in connection with U.S. Appl. No. 15/673,170, filed Aug. 9, 2017, 7 pages.

Non-Final Office Action dated Sep. 28, 2018, issued in connection with U.S. Appl. No. 15/588,186, filed May 5, 2017, 12 pages.



(56)

**References Cited**

## OTHER PUBLICATIONS

Non-Final Office Action dated Sep. 28, 2018, issued in connection with U.S. Appl. No. 15/595,519, filed May 15, 2017, 12 pages.

Non-Final Office Action dated Mar. 29, 2018, issued in connection with U.S. Appl. No. 15/716,313, filed Sep. 26, 2017, 16 pages.

Non-Final Office Action dated Sep. 29, 2022, issued in connection with U.S. Appl. No. 17/340,353, filed Jun. 7, 2021, 8 pages.

Non-Final Office Action dated May 3, 2021, issued in connection with U.S. Appl. No. 16/564,766, filed Sep. 9, 2019, 16 pages.

Non-Final Office Action dated Aug. 30, 2019, issued in connection with U.S. Appl. No. 16/115,525, filed Aug. 28, 2018, 13 pages.

Non-Final Office Action dated May 30, 2017, issued in connection with U.S. Appl. No. 15/478,770, filed Apr. 4, 2017, 9 pages.

Non-Final Office Action dated Sep. 30, 2022, issued in connection with U.S. Appl. No. 17/113,799, filed Dec. 7, 2020, 79 pages.

Non-Final Office Action dated Mar. 31, 2021, issued in connection with U.S. Appl. No. 16/919,467, filed Jul. 2, 2020, 10 pages.

Non-Final Office Action dated May 31, 2019, issued in connection with U.S. Appl. No. 16/185,906, filed Nov. 9, 2018, 7 pages.

Non-Final Office Action dated Mar. 4, 2020, issued in connection with U.S. Appl. No. 15/966,534, filed Apr. 30, 2018, 11 pages.

Non-Final Office Action dated Jan. 5, 2021, issued in connection with U.S. Appl. No. 17/078,382, filed Oct. 23, 2020, 11 pages.

Non-Final Office Action dated Jul. 6, 2020, issued in connection with U.S. Appl. No. 16/812,618, filed Mar. 9, 2020, 15 pages.

Non-Final Office Action dated Nov. 6, 2018, issued in connection with U.S. Appl. No. 15/235,598, filed Aug. 12, 2016, 13 pages.

Non-Final Office Action dated Feb. 7, 2019, issued in connection with U.S. Appl. No. 15/859,311, filed Dec. 29, 2017, 9 pages.

Non-Final Office Action dated Feb. 7, 2019, issued in connection with U.S. Appl. No. 15/865,221, filed Jan. 8, 2018, 10 pages.

Non-Final Office Action dated Jun. 8, 2021, issued in connection with U.S. Appl. No. 17/207,640, filed Mar. 20, 2021, 17 pages.

Non-Final Office Action dated Jan. 9, 2018, issued in connection with U.S. Appl. No. 15/698,283, filed Sep. 7, 2017, 18 pages.

Notice of Allowance dated Aug. 17, 2022, issued in connection with U.S. Appl. No. 17/316,371, filed May 10, 2021, 9 pages.

Notice of Allowance dated Dec. 17, 2018, issued in connection with U.S. Appl. No. 16/055,884, filed Aug. 6, 2018, 5 pages.

Notice of Allowance dated May 17, 2017, issued in connection with U.S. Appl. No. 15/339,260, filed Oct. 31, 2016, 7 pages.

Notice of Allowance dated Oct. 17, 2019, issued in connection with U.S. Appl. No. 16/542,433, filed Aug. 16, 2019, 9 pages.

Notice of Allowance dated Aug. 18, 2022, issued in connection with U.S. Appl. No. 17/660,185, filed Apr. 21, 2022, 11 pages.

Notice of Allowance dated Mar. 18, 2019, issued in connection with U.S. Appl. No. 16/056,862, filed Aug. 7, 2018, 12 pages.

Notice of Allowance dated Mar. 18, 2021, issued in connection with U.S. Appl. No. 15/005,496, filed Jan. 25, 2016, 8 pages.

Notice of Allowance dated Oct. 18, 2021, issued in connection with U.S. Appl. No. 16/570,679, filed Sep. 13, 2019, 9 pages.

Notice of Allowance dated Aug. 19, 2016, issued in connection with U.S. Appl. No. 14/644,136, filed Mar. 10, 2015, 12 pages.

Notice of Allowance dated Jan. 19, 2022, issued in connection with U.S. Appl. No. 17/399,294, filed Aug. 11, 2021, 11 pages.

Notice of Allowance dated Jun. 19, 2017, issued in connection with U.S. Appl. No. 14/793,190, filed Jul. 7, 2015, 5 pages.

Notice of Allowance dated Sep. 19, 2017, issued in connection with U.S. Appl. No. 14/793,205, filed Jul. 7, 2015, 16 pages.

Notice of Allowance dated Sep. 19, 2018, issued in connection with U.S. Appl. No. 14/864,393, filed Sep. 24, 2015, 10 pages.

Notice of Allowance dated Feb. 2, 2022, issued in connection with U.S. Appl. No. 16/949,951, filed Nov. 20, 2020, 8 pages.

Notice of Allowance dated Mar. 2, 2020, issued in connection with U.S. Appl. No. 16/213,552, filed Dec. 7, 2018, 9 pages.

Notice of Allowance dated Sep. 2, 2021, issued in connection with U.S. Appl. No. 17/357,302, filed Jun. 24, 2021, 10 pages.

Notice of Allowance dated Apr. 20, 2017, issued in connection with U.S. Appl. No. 14/940,779, filed Nov. 13, 2015, 11 pages.

Notice of Allowance dated Apr. 20, 2022, issued in connection with U.S. Appl. No. 17/098,134, filed Nov. 13, 2020, 5 pages.

Notice of Allowance dated Nov. 20, 2017, issued in connection with U.S. Appl. No. 15/298,115, filed Oct. 19, 2016, 10 pages.

Notice of Allowance dated Sep. 20, 2017, issued in connection with U.S. Appl. No. 14/481,514, filed Sep. 9, 2014, 10 pages.

Notice of Allowance dated Dec. 21, 2016, issued in connection with U.S. Appl. No. 14/682,182, filed Apr. 9, 2015, 8 pages.

Notice of Allowance dated Feb. 21, 2018, issued in connection with U.S. Appl. No. 15/005,853, filed Jan. 25, 2016, 5 pages.

Notice of Allowance dated Jul. 21, 2017, issued in connection with U.S. Appl. No. 15/211,835, filed Jul. 15, 2016, 10 pages.

Notice of Allowance dated Jun. 21, 2019, issued in connection with U.S. Appl. No. 15/235,598, filed Aug. 12, 2016, 11 pages.

Notice of Allowance dated Oct. 21, 2019, issued in connection with U.S. Appl. No. 16/182,886, filed Nov. 7, 2018, 10 pages.

Notice of Allowance dated Apr. 22, 2021, issued in connection with U.S. Appl. No. 16/812,618, filed Mar. 9, 2020, 12 pages.

Notice of Allowance dated Feb. 22, 2021, issued in connection with U.S. Appl. No. 16/944,884, filed Jul. 31, 2020, 9 pages.

Notice of Allowance dated Jun. 22, 2017, issued in connection with U.S. Appl. No. 14/644,136, filed Mar. 10, 2015, 12 pages.

Notice of Allowance dated Aug. 23, 2018, issued in connection with U.S. Appl. No. 15/909,529, filed Mar. 1, 2018, 8 pages.

Notice of Allowance dated Feb. 23, 2021, issued in connection with U.S. Appl. No. 16/115,525, filed Aug. 28, 2018, 8 pages.

Notice of Allowance dated Jun. 23, 2016, issued in connection with U.S. Appl. No. 14/921,781, filed Oct. 23, 2015, 8 pages.

Notice of Allowance dated Mar. 23, 2020, issued in connection with U.S. Appl. No. 16/542,418, filed Aug. 16, 2019, 5 pages.

Notice of Allowance dated May 23, 2018, issued in connection with U.S. Appl. No. 15/698,283, filed Sep. 7, 2017, 8 pages.

Notice of Allowance dated Nov. 23, 2020, issued in connection with U.S. Appl. No. 16/403,077, filed May 3, 2019, 6 pages.

Notice of Allowance dated Oct. 23, 2017, issued in connection with U.S. Appl. No. 14/481,522, filed Sep. 9, 2014, 16 pages.

Notice of Allowance dated Oct. 23, 2020, issued in connection with U.S. Appl. No. 16/555,846, filed Aug. 29, 2019, 5 pages.

Notice of Allowance dated Sep. 23, 2016, issued in connection with U.S. Appl. No. 15/070,160, filed Mar. 15, 2016, 7 pages.

Notice of Allowance dated Sep. 23, 2022, issued in connection with U.S. Appl. No. 17/373,179, filed Jul. 12, 2021, 5 pages.

Notice of Allowance dated Jul. 24, 2019, issued in connection with U.S. Appl. No. 15/229,693, filed Aug. 5, 2016, 13 pages.

Notice of Allowance dated Jul. 24, 2020, issued in connection with U.S. Appl. No. 16/665,415, filed Oct. 28, 2019, 12 pages.

Notice of Allowance dated May 24, 2017, issued in connection with U.S. Appl. No. 14/997,868, filed Jan. 18, 2016, 5 pages.

Notice of Allowance dated Nov. 24, 2017, issued in connection with U.S. Appl. No. 15/681,640, filed Aug. 21, 2017, 8 pages.

Notice of Allowance dated Apr. 25, 2017, issued in connection with U.S. Appl. No. 14/696,014, filed Apr. 24, 2015, 7 pages.

Notice of Allowance dated Apr. 25, 2017, issued in connection with U.S. Appl. No. 15/207,682, filed Jul. 12, 2016, 7 pages.

Notice of Allowance dated Apr. 25, 2019, issued in connection with U.S. Appl. No. 15/806,126, filed Nov. 7, 2017, 8 pages.

Notice of Allowance dated Jan. 25, 2021, issued in connection with U.S. Appl. No. 17/129,670, filed Dec. 21, 2020, 10 pages.

Notice of Allowance dated Oct. 25, 2016, issued in connection with U.S. Appl. No. 14/826,873, filed Aug. 14, 2015, 5 pages.

Notice of Allowance dated Feb. 26, 2016, issued in connection with U.S. Appl. No. 14/921,762, filed Oct. 23, 2015, 7 pages.

Notice of Allowance dated Jul. 26, 2016, issued in connection with U.S. Appl. No. 14/481,511, filed Sep. 9, 2014, 12 pages.

Notice of Allowance dated Oct. 26, 2016, issued in connection with U.S. Appl. No. 14/811,587, filed Jul. 28, 2015, 11 pages.

Final Office Action dated Oct. 14, 2016, issued in connection with U.S. Appl. No. 14/682,182, filed Apr. 9, 2015, 16 pages.

Final Office Action dated Oct. 17, 2016, issued in connection with U.S. Appl. No. 14/678,248, filed Apr. 3, 2015, 22 pages.

Final Office Action dated Sep. 17, 2021, issued in connection with U.S. Appl. No. 16/564,766, filed Sep. 9, 2019, 8 pages.



(56)

**References Cited**

## OTHER PUBLICATIONS

Final Office Action dated Apr. 18, 2017, issued in connection with U.S. Appl. No. 14/678,263, filed Apr. 3, 2015, 16 pages.

Final Office Action dated Apr. 18, 2018, issued in connection with U.S. Appl. No. 15/056,553, filed Feb. 29, 2016, 8 pages.

Final Office Action dated Dec. 18, 2014, issued in connection with U.S. Appl. No. 13/340,126, filed Dec. 29, 2011, 12 pages.

Final Office Action dated Jan. 19, 2017, issued in connection with U.S. Appl. No. 14/940,779, filed Nov. 13, 2015, 15 pages.

Final Office Action dated Apr. 2, 2018, issued in connection with U.S. Appl. No. 15/166,241, filed May 26, 2016, 14 pages.

Final Office Action dated Aug. 20, 2021, issued in connection with U.S. Appl. No. 16/919,467, filed Jul. 2, 2020, 22 pages.

Final Office Action dated Oct. 21, 2016, issued in connection with U.S. Appl. No. 14/696,014, filed Apr. 24, 2015, 13 pages.

Final Office Action dated Sep. 22, 2020, issued in connection with U.S. Appl. No. 15/005,496, filed Jan. 25, 2016, 17 pages.

Final Office Action dated Jan. 25, 2018, issued in connection with U.S. Appl. No. 15/005,496, filed Jan. 25, 2016, 17 pages.

Final Office Action dated Mar. 25, 2019, issued in connection with U.S. Appl. No. 15/856,791, filed Dec. 28, 2017, 11 pages.

Final Office Action dated Oct. 28, 2019, issued in connection with U.S. Appl. No. 16/181,865, filed Nov. 6, 2018, 17 pages.

Final Office Action dated Apr. 3, 2018, issued in connection with U.S. Appl. No. 15/235,598, filed Aug. 12, 2016, 12 pages.

Final Office Action dated Mar. 3, 2020, issued in connection with U.S. Appl. No. 16/115,525, filed Aug. 28, 2018, 13 pages.

Final Office Action dated Aug. 30, 2022, issued in connection with U.S. Appl. No. 17/107,157, filed Nov. 30, 2020, 32 pages.

Final Office Action dated Feb. 5, 2018, issued in connection with U.S. Appl. No. 15/229,693, filed Aug. 5, 2016, 21 pages.

Final Office Action dated Mar. 5, 2019, issued in connection with U.S. Appl. No. 15/056,553, filed Feb. 29, 2016, 9 pages.

Final Office Action dated Dec. 6, 2018, issued in connection with U.S. Appl. No. 15/806,126, filed Nov. 7, 2017, 18 pages.

Final Office Action dated Apr. 9, 2019, issued in connection with U.S. Appl. No. 15/229,693, filed Aug. 5, 2016, 33 pages.

First Action Interview Office Action dated Mar. 3, 2017, issued in connection with U.S. Appl. No. 14/726,921, filed Jun. 1, 2015, 9 pages.

First Action Interview Office Action dated Jul. 12, 2016, issued in connection with U.S. Appl. No. 14/481,514, filed Sep. 9, 2014, 10 pages.

First Action Interview Office Action dated Jun. 30, 2016, issued in connection with U.S. Appl. No. 14/481,505, filed Sep. 9, 2014, 9 pages.

First Action Interview Pilot Program Pre-Interview Communication dated Apr. 5, 2017, issued in connection with U.S. Appl. No. 14/793,190, filed Jul. 7, 2015, 4 pages.

First Action Interview Pilot Program Pre-Interview Communication dated Oct. 7, 2015, issued in connection with U.S. Appl. No. 14/216,306, filed Mar. 17, 2014, 5 pages.

First Action Interview Pilot Program Pre-Interview Communication dated Feb. 16, 2016, issued in connection with U.S. Appl. No. 14/681,465, filed Apr. 8, 2015, 5 pages.

Gonzalez et al., "Simultaneous Measurement of Multichannel Acoustic Systems," *J. Audio Eng. Soc.*, 2004, pp. 26-42, vol. 52, No. 1/2.

*Google LLC v. Sonos, Inc.*, Declaration of Jeffery S. Viperman, PH.D. In Support of Petition for Inter Partes Review of U.S. Pat. No. 9,219,460, IPR2021-00475, Feb. 2, 2021, 92 pages.

*Google LLC v. Sonos, Inc.*, Declaration of Michael T. Johnson, Ph.D. Exhibit 2016 in Patent Owner Response to Petition for Inter Partes Review of U.S. Pat. No. 9,219,460, IPR2021-00475, Jun. 13, 2022, 117 pages.

*Google LLC v. Sonos, Inc.*, Deposition of Jeffrey S. Viperman, Ph.D. Exhibit 2017 in Patent Owner Response to Petition for Inter Partes Review of U.S. Pat. No. 9,219,460, IPR2021-00475, Jun. 13, 2022, 183 pages.

*Google LLC v. Sonos, Inc.*, File History of U.S. Appl. No. 61/601,529 Maher. Exhibit 2018 in Patent Owner Response to Petition for Inter Partes Review of U.S. Pat. No. 9,219,460, IPR2021-00475, Jun. 13, 2022, 14 pages.

*Google LLC v. Sonos, Inc.*, Patent Owner Response to Petition for Inter Partes Review of U.S. Pat. No. 9,219,460, IPR2021-00475, Jun. 13, 2022, 49 pages.

*Google LLC v. Sonos, Inc.*, Petition for IPR of U.S. Pat. No. 9,219,460, IPR2021-00475, Feb. 5, 2021, 88 pages.

International Bureau, International Preliminary Report on Patentability and Written Opinion, dated Jan. 15, 2019, issued in connection with International Application No. PCT/US2017/042191, filed on Jul. 14, 2017, 10 pages.

International Bureau, International Preliminary Report on Patentability and Written Opinion, dated Mar. 20, 2018, issued in connection with International Application No. PCT/US2016/052264, filed on Sep. 16, 2016, 10 pages.

International Bureau, International Preliminary Report on Patentability and Written Opinion, dated Mar. 20, 2018, issued in connection with International Application No. PCT/US2016/052266, filed on Sep. 16, 2016, 7 pages.

International Bureau, International Preliminary Report on Patentability and Written Opinion, dated Jan. 23, 2018, issued in connection with International Application No. PCT/US2016/043109, filed on Jul. 20, 2016, 7 pages.

International Bureau, International Preliminary Report on Patentability and Written Opinion, dated Jan. 23, 2018, issued in connection with International Application No. PCT/US2016/043116, filed on Jul. 20, 2016, 8 pages.

International Bureau, International Preliminary Report on Patentability and Written Opinion, dated Oct. 24, 2017, issued in connection with International Application No. PCT/US2016/028997, filed on Apr. 22, 2016, 7 pages.

International Bureau, International Preliminary Report on Patentability and Written Opinion, dated Jan. 9, 2018, issued in connection with International Application No. PCT/US2016/041179, filed on Jul. 6, 2016, 6 pages.

International Bureau, International Preliminary Report on Patentability, dated Mar. 2, 2021, issued in connection with International Application No. PCT/US2019/048366, filed on Aug. 27, 2019, 7 pages.

International Bureau, International Preliminary Report on Patentability, dated Mar. 2, 2021, issued in connection with International Application No. PCT/US2019/048569, filed on Aug. 28, 2019, 11 pages.

International Bureau, International Preliminary Report on Patentability, dated Sep. 24, 2015, issued in connection with International Application No. PCT/US2014/030560, filed on Mar. 17, 2014, 7 pages.

International Bureau, International Preliminary Report on Patentability dated Sep. 29, 2016, issued in connection with International Application No. PCT/US2015/020993, filed on Mar. 17, 2015, 8 pages.

International Bureau, International Preliminary Report on Patentability dated Sep. 29, 2016, issued in connection with International Application No. PCT/US2015/021000, filed on Mar. 17, 2015, 9 pages.

International Bureau, International Preliminary Report on Patentability, dated Aug. 9, 2018, issued in connection with International Application No. PCT/US2017/014596, filed on Jan. 23, 2017, 11 pages.

International Bureau, International Search Report and Written Opinion dated Dec. 15, 2020, issued in connection with International Application No. PCT/US2020/045746, filed on Aug. 11, 2020, 23 pages.

International Bureau, International Search Report and Written Opinion dated Nov. 25, 2019, issued in connection with International Application No. PCT/US2019/048569, filed on Aug. 28, 2019, 13 pages.

International Bureau, International Search Report and Written Opinion dated Nov. 7, 2019, issued in connection with International Application No. PCT/US2019/048366, filed on Aug. 27, 2019, 9 pages.



(56)

**References Cited**

## OTHER PUBLICATIONS

Notice of Allowance dated Feb. 27, 2017, issued in connection with U.S. Appl. No. 14/805,340, filed Jul. 21, 2015, 9 pages.

Notice of Allowance dated Jul. 27, 2017, issued in connection with U.S. Appl. No. 15/005,853, filed Jan. 25, 2016, 5 pages.

Notice of Allowance dated Jun. 27, 2017, issued in connection with U.S. Appl. No. 15/344,069, filed Nov. 4, 2016, 8 pages.

Notice of Allowance dated Oct. 27, 2020, issued in connection with U.S. Appl. No. 16/555,832, filed Aug. 29, 2019, 5 pages.

Notice of Allowance dated Oct. 27, 2021, issued in connection with U.S. Appl. No. 17/135,293, filed Dec. 28, 2020, 11 pages.

Notice of Allowance dated Aug. 28, 2017, issued in connection with U.S. Appl. No. 15/089,004, filed Apr. 1, 2016, 5 pages.

Notice of Allowance dated Jul. 28, 2017, issued in connection with U.S. Appl. No. 14/678,263, filed Apr. 3, 2015, 10 pages.

Notice of Allowance dated Jul. 28, 2017, issued in connection with U.S. Appl. No. 15/211,822, filed Jul. 15, 2016, 9 pages.

Notice of Allowance dated Mar. 28, 2018, issued in connection with U.S. Appl. No. 15/673,170, filed Aug. 9, 2017, 5 pages.

Notice of Allowance dated Aug. 29, 2018, issued in connection with U.S. Appl. No. 15/357,520, filed Nov. 21, 2016, 11 pages.

Notice of Allowance dated Aug. 29, 2018, issued in connection with U.S. Appl. No. 15/718,556, filed Sep. 28, 2017, 8 pages.

Notice of Allowance dated Aug. 29, 2019, issued in connection with U.S. Appl. No. 16/185,906, filed Nov. 9, 2018, 8 pages.

Notice of Allowance dated Dec. 29, 2017, issued in connection with U.S. Appl. No. 14/793,205, filed Jul. 7, 2015, 5 pages.

Notice of Allowance dated Jul. 29, 2016, issued in connection with U.S. Appl. No. 14/481,522, filed Sep. 9, 2014, 11 pages.

Notice of Allowance dated Oct. 29, 2015, issued in connection with U.S. Appl. No. 14/216,306, filed Mar. 17, 2014, 9 pages.

Notice of Allowance dated Sep. 29, 2021, issued in connection with U.S. Appl. No. 17/207,640, filed Mar. 20, 2021, 13 pages.

Notice of Allowance dated Mar. 3, 2021, issued in connection with U.S. Appl. No. 16/403,077, filed May 3, 2019, 6 pages.

Notice of Allowance dated Mar. 3, 2021, issued in connection with U.S. Appl. No. 17/078,382, filed Oct. 23, 2020, 9 pages.

Notice of Allowance dated Mar. 3, 2022, issued in connection with U.S. Appl. No. 17/135,308, filed Dec. 28, 2020, 7 pages.

Notice of Allowance dated May 3, 2019, issued in connection with U.S. Appl. No. 15/217,399, filed Jul. 22, 2016, 7 pages.

Notice of Allowance dated May 3, 2019, issued in connection with U.S. Appl. No. 16/181,583, filed Nov. 6, 2018, 7 pages.

Notice of Allowance dated Aug. 30, 2017, issued in connection with U.S. Appl. No. 15/088,994, filed Apr. 1, 2016, 10 pages.

Notice of Allowance dated Dec. 30, 2016, issued in connection with U.S. Appl. No. 14/696,014, filed Apr. 24, 2015, 13 pages.

Notice of Allowance dated Jan. 30, 2017, issued in connection with U.S. Appl. No. 15/339,260, filed Oct. 31, 2016, 8 pages.

Notice of Allowance dated Aug. 31, 2018, issued in connection with U.S. Appl. No. 15/872,979, filed Jan. 16, 2018, 7 pages.

Notice of Allowance dated Aug. 31, 2018, issued in connection with U.S. Appl. No. 16/055,884, filed Aug. 6, 2018, 8 pages.

Notice of Allowance dated Aug. 31, 2021, issued in connection with U.S. Appl. No. 16/944,884, filed Jul. 31, 2020, 8 pages.

Notice of Allowance dated Mar. 31, 2020, issued in connection with U.S. Appl. No. 16/538,629, filed Aug. 12, 2019, 9 pages.

Notice of Allowance dated Apr. 4, 2017, issued in connection with U.S. Appl. No. 14/682,182, filed Apr. 9, 2015, 8 pages.

Notice of Allowance dated Feb. 4, 2019, issued in connection with U.S. Appl. No. 15/166,241, filed Aug. 26, 2016, 8 pages.

Notice of Allowance dated Feb. 4, 2019, issued in connection with U.S. Appl. No. 16/181,583, filed Nov. 6, 2018, 9 pages.

Notice of Allowance dated Feb. 4, 2020, issued in connection with U.S. Appl. No. 16/416,619, filed May 20, 2019, 7 pages.

Notice of Allowance dated Oct. 4, 2018, issued in connection with U.S. Appl. No. 15/166,241, filed May 26, 2016, 7 pages.

Notice of Allowance dated Apr. 5, 2018, issued in connection with U.S. Appl. No. 15/681,640, filed Aug. 21, 2017, 8 pages.

Notice of Allowance dated Feb. 5, 2021, issued in connection with U.S. Appl. No. 16/827,143, filed Mar. 23, 2020, 9 pages.

Notice of Allowance dated Jun. 5, 2019, issued in connection with U.S. Appl. No. 15/859,311, filed Dec. 29, 2017, 8 pages.

Notice of Allowance dated Jun. 5, 2019, issued in connection with U.S. Appl. No. 15/865,221, filed Jan. 8, 2018, 8 pages.

Notice of Allowance dated Mar. 5, 2019, issued in connection with U.S. Appl. No. 16/102,499, filed Aug. 13, 2018, 8 pages.

Notice of Allowance dated May 5, 2017, issued in connection with U.S. Appl. No. 14/826,873, filed Aug. 14, 2015, 5 pages.

Notice of Allowance dated May 5, 2022, issued in connection with U.S. Appl. No. 17/316,371, filed May 10, 2021, 10 pages.

Notice of Allowance dated Oct. 5, 2018, issued in connection with U.S. Appl. No. 16/115,524, filed Aug. 28, 2018, 10 pages.

Notice of Allowance dated Aug. 6, 2020, issued in connection with U.S. Appl. No. 16/564,684, filed Sep. 9, 2019, 8 pages.

Notice of Allowance dated Feb. 6, 2019, issued in connection with U.S. Appl. No. 15/996,878, filed Jun. 4, 2018, 8 pages.

Notice of Allowance dated Apr. 8, 2019, issued in connection with U.S. Appl. No. 16/011,402, filed Jun. 18, 2018, 8 pages.

Notice of Allowance dated Jul. 8, 2019, issued in connection with U.S. Appl. No. 15/856,791, filed Dec. 28, 2017, 5 pages.

Notice of Allowance dated Jun. 8, 2020, issued in connection with U.S. Appl. No. 16/658,896, filed Oct. 21, 2019, 8 pages.

Notice of Allowance dated Jun. 8, 2021, issued in connection with U.S. Appl. No. 17/104,466, filed Nov. 25, 2020, 8 pages.

Notice of Allowance dated May 8, 2018, issued in connection with U.S. Appl. No. 15/650,386, filed Jul. 14, 2017, 13 pages.

Notice of Allowance dated Apr. 9, 2020, issued in connection with U.S. Appl. No. 16/416,593, filed May 20, 2019, 9 pages.

Notice of Allowance dated Jun. 9, 2020, issued in connection with U.S. Appl. No. 15/966,534, filed Apr. 30, 2018, 16 pages.

International Searching Authority, International Preliminary Report on Patentability dated Mar. 23, 2017, issued in connection with International Patent Application No. PCT/US2015/048944, filed on Sep. 8, 2015, 8 pages.

International Searching Authority, International Preliminary Report on Patentability dated Oct. 24, 2017, issued in connection with International Application No. PCT/US2016/028994 filed on Apr. 22, 2016, 7 pages.

International Searching Authority, International Search Report and Written Opinion dated Jul. 4, 2016, issued in connection with International Application No. PCT/US2016/028994, filed on Apr. 22, 2016, 12 pages.

International Searching Authority, International Search Report and Written Opinion dated Jul. 5, 2016, issued in connection with International Application No. PCT/US2016/028997, filed on Apr. 22, 2016, 13 pages.

International Searching Authority, International Search Report and Written Opinion dated Jun. 5, 2015, issued in connection with International Application No. PCT/US2015/021000, filed on Mar. 17, 2015, 12 pages.

International Searching Authority, International Search Report and Written Opinion dated Oct. 12, 2016, issued in connection with International Application No. PCT/US2016/041179 filed on Jul. 6, 2016, 9 pages.

International Searching Authority, International Search Report and Written Opinion dated Jun. 16, 2015, issued in connection with International Application No. PCT/US2015/020993, filed on Mar. 17, 2015, 11 pages.

International Searching Authority, International Search Report and Written Opinion dated Nov. 18, 2015, issued in connection with International Application No. PCT/US2015/048954, filed on Sep. 8, 2015, 11 pages.

International Searching Authority, International Search Report and Written Opinion dated Oct. 18, 2016, issued in connection with International Application No. PCT/US2016/043116, filed on Jul. 20, 2016, 14 pages.

International Searching Authority, International Search Report and Written Opinion dated Oct. 18, 2016, issued in connection with International Application No. PCT/US2016/043840, filed on Jul. 25, 2016, 14 pages.



(56)

**References Cited**

## OTHER PUBLICATIONS

International Searching Authority, International Search Report and Written Opinion dated Nov. 23, 2015, issued in connection with International Application No. PCT/US2015/048942, filed on Sep. 8, 2015, 14 pages.

International Searching Authority, International Search Report and Written Opinion dated Nov. 23, 2015, issued in connection with International Application No. PCT/US2015/048944, filed on Sep. 8, 2015, 12 pages.

International Searching Authority, International Search Report and Written Opinion dated Nov. 23, 2016, issued in connection with International Patent Application No. PCT/US2016/052266, filed on Sep. 16, 2016, 11 pages.

International Searching Authority, International Search Report and Written Opinion dated Jan. 24, 2017, issued in connection with International Application No. PCT/US2016/052264, filed on Sep. 16, 2016, 17 pages.

International Searching Authority, International Search Report and Written Opinion dated Oct. 25, 2016, issued in connection with International Application No. PCT/US2016/043109, filed on Jul. 20, 2016, 12 pages.

International Searching Authority, International Search Report and Written Opinion dated Sep. 25, 2017, issued in connection with International Application No. PCT/US2017/042191, filed on Jul. 14, 2017, 16 pages.

International Searching Authority, International Search Report and Written Opinion dated Aug. 3, 2017, in connection with International Application No. PCT/US2017014596, 20 pages.

Japanese Patent Office, Office Action dated Dec. 7, 2021, issued in connection with Japanese Patent Application No. 2020-185230, 8 pages.

Japanese Patent Office, English Translation of Office Action dated May 8, 2018, issued in connection with Japanese Application No. 2017-513241, 4 pages.

Japanese Patent Office, Examination Report and Translation dated Dec. 7, 2021, issued in connection with Japanese Patent Application No. 2020-185230, 10 pages.

Japanese Patent Office, Japanese Office Action dated Oct. 3, 2017, issued in connection with Japanese Application No. 2017-501082, 7 pages.

Japanese Patent Office, Non-Final Office Action and Translation dated Dec. 10, 2019, issued in connection with Japanese Patent Application No. 2018-213477, 8 pages.

Japanese Patent Office, Non-Final Office Action with Translation dated Apr. 25, 2017, issued in connection with Japanese Patent Application No. 2016-568888, 7 pages.

Japanese Patent Office, Non-Final Office Action with Translation dated Oct. 3, 2017, issued in connection with Japanese Patent Application No. 2017-501082, 3 pages.

Japanese Patent Office, Notice of Reasons for Refusal and Translation dated Oct. 5, 2021, issued in connection with Japanese Patent Application No. 2020-134012, 10 pages.

Japanese Patent Office, Office Action and Translation dated Jun. 12, 2020, issued in connection with Japanese Patent Application No. 2019-056360, 6 pages.

Japanese Patent Office, Office Action and Translation dated Apr. 13, 2021, issued in connection with Japanese Patent Application No. 2020-048867, 4 pages.

Japanese Patent Office, Office Action and Translation dated Nov. 4, 2020, issued in connection with Japanese Patent Application No. 2019-141349, 6 pages.

Japanese Patent Office, Office Action dated Jun. 12, 2018, issued in connection with Japanese Application No. 2018-502729, 4 pages.

Japanese Patent Office, Office Action dated May 14, 2019, issued in connection with Japanese Patent Application No. 2018-500529, 8 pages.

Japanese Patent Office, Office Action dated Aug. 21, 2018, issued in connection with Japanese Application No. 2018-514418, 7 pages.

Japanese Patent Office, Office Action dated Jul. 24, 2018, issued in connection with Japanese Application No. 2018-514419, 5 pages.

Japanese Patent Office, Office Action dated Feb. 4, 2020, issued in connection with Japanese Patent Application No. 2018-500529, 6 pages.

Japanese Patent Office, Office Action dated Jun. 4, 2019, issued in connection with Japanese Patent Application No. 2018-112810, 4 pages.

Japanese Patent Office, Office Action dated May 8, 2018, issued in connection with Japanese Application No. 2017-513241, 8 pages.

Japanese Patent Office, Office Action with English Summary dated Jul. 18, 2017, issued in connection with Japanese Patent Application No. 2017-513171, 4 pages.

Japanese Patent Office, Translation of Office Action dated May 14, 2019, issued in connection with Japanese Patent Application No. 2018-500529, 5 pages.

Jo et al., "Synchronized One-to-many Media Streaming with Adaptive Playout Control," Proceedings of SPIE, 2002, pp. 71-82, vol. 4861.

John Mark and Paul Hufnagel "What is 1451.4, what are its uses and how does it work?" IEEE Standards Association, The IEEE 1451.4 Standard for Smart Transducers, 14pages.

Jones, Stephen, "Dell Digital Audio Receiver: Digital upgrade for your analog stereo," Analog Stereo, Jun. 24, 2000 <http://www.reviewsonline.com/articles/961906864.htm> retrieved Jun. 18, 2014, 2 pages.

"AuEQ for the iPhone," Mar. 25, 2015, retrieved from the internet: URL:<https://web.archive.org/web/20150325152629/http://www.hotto.de/mobileapps/iphoneauEQ.html> [retrieved on Jun. 24, 2016], 6 pages.

Lei et al. An Audio Frequency Acquisition and Release System Based on TMS320VC5509, Instrumentation Technology, Editorial Department Email, Issue 02, 2007, 4 pages.

Louderback, Jim, "Affordable Audio Receiver Furnishes Homes With MP3," TechTV Vault. Jun. 28, 2000 retrieved Jul. 10, 2014, 2 pages.

Microsoft Corporation, "Using Microsoft Outlook 2003," Cambridge College, 2003.

Motorola, "Simplefi, Wireless Digital Audio Receiver, Installation and User Guide," Dec. 31, 2001, 111 pages.

Mulcahy, John, "Room EQ Wizard: Room Acoustics Software," REW, 2014, retrieved Oct. 10, 2014, 4 pages.

Non-Final Action dated Jan. 29, 2016, issued in connection with U.S. Appl. No. 14/481,511, filed Sep. 9, 2014, 10 pages.

Non-Final Office Action dated Sep. 16, 2021, issued in connection with U.S. Appl. No. 17/098,134, filed Nov. 13, 2020, 10 pages.

Non-Final Office Action dated Jul. 21, 2021, issued in connection with U.S. Appl. No. 16/570,679, filed Sep. 13, 2019, 18 pages.

Non-Final Office Action dated Sep. 7, 2021, issued in connection with U.S. Appl. No. 16/994,627, filed Aug. 16, 2020, 11 pages.

Non-Final Office Action dated Jan. 9, 2018, issued in connection with U.S. Appl. No. 15/727,913, filed Oct. 9, 2017, 8 pages.

Notice of Allowance dated Jul. 21, 2021, issued in connection with U.S. Appl. No. 16/944,884, filed Jul. 31, 2020, 8 pages.

Notice of Allowance dated Aug. 4, 2021, issued in connection with U.S. Appl. No. 17/104,466, filed Nov. 25, 2020, 9 pages.

Notice of Allowance dated May 1, 2017, issued in connection with U.S. Appl. No. 14/805,140, filed Jul. 21, 2015, 13 pages.

Notice of Allowance dated Nov. 2, 2016, issued in connection with U.S. Appl. No. 14/884,001, filed Oct. 15, 2015, 8 pages.

Notice of Allowance dated Jun. 3, 2016, issued in connection with U.S. Appl. No. 14/921,799, filed Oct. 23, 2015, 8 pages.

Notice of Allowance dated Nov. 4, 2016, issued in connection with U.S. Appl. No. 14/481,514, filed Sep. 9, 2014, 10 pages.

Notice of Allowance dated Jun. 6, 2018, issued in connection with U.S. Appl. No. 15/727,913, filed Oct. 9, 2017, 5 pages.

Notice of Allowance dated Oct. 6, 2022, issued in connection with U.S. Appl. No. 17/582,317, filed Jan. 24, 2022, 9 pages.

Notice of Allowance dated Dec. 7, 2015, issued in connection with U.S. Appl. No. 14/216,325, filed Mar. 17, 2014, 7 pages.

Notice of Allowance dated Nov. 9, 2016, issued in connection with U.S. Appl. No. 14/805,340, filed Jul. 21, 2015, 13 pages.

Notice of Allowance dated Feb. 1, 2018, issued in connection with U.S. Appl. No. 15/480,265, filed Apr. 5, 2017, 8 pages.



(56)

**References Cited**

## OTHER PUBLICATIONS

Notice of Allowance dated Nov. 1, 2021, issued in connection with U.S. Appl. No. 17/103,556, filed Nov. 24, 2020, 5 pages.

Notice of Allowance dated Apr. 10, 2015, issued in connection with U.S. Appl. No. 13/536,493, filed Jun. 28, 2012, 8 pages.

Notice of Allowance dated Aug. 10, 2018, issued in connection with U.S. Appl. No. 15/785,088, filed Oct. 16, 2017, 6 pages.

Notice of Allowance dated Jul. 10, 2018, issued in connection with U.S. Appl. No. 15/673,170, filed Aug. 9, 2017, 2 pages.

Notice of Allowance dated Jun. 10, 2020, issued in connection with U.S. Appl. No. 16/713,858, filed Dec. 13, 2019, 8 pages.

Notice of Allowance dated Dec. 11, 2018, issued in connection with U.S. Appl. No. 15/909,327, filed Mar. 1, 2018, 10 pages.

Notice of Allowance dated Feb. 11, 2019, issued in connection with U.S. Appl. No. 15/588,186, filed May 5, 2017, 5 pages.

Notice of Allowance dated Jul. 11, 2017, issued in connection with U.S. Appl. No. 14/678,248, filed Apr. 3, 2015, 11 pages.

Notice of Allowance dated Mar. 11, 2015, issued in connection with U.S. Appl. No. 13/340,126, filed Dec. 29, 2011, 7 pages.

Notice of Allowance dated Apr. 12, 2016, issued in connection with U.S. Appl. No. 14/681,465, filed Apr. 8, 2015, 13 pages.

Notice of Allowance dated Aug. 12, 2019, issued in connection with U.S. Appl. No. 16/416,648, filed May 20, 2019, 7 pages.

Notice of Allowance dated Dec. 12, 2016, issued in connection with U.S. Appl. No. 14/805,140, filed Jul. 21, 2015, 24 pages.

Notice of Allowance dated Dec. 12, 2017, issued in connection with U.S. Appl. No. 14/481,505, filed Sep. 9, 2014, 9 pages.

Notice of Allowance dated Jan. 12, 2022, issued in connection with U.S. Appl. No. 16/994,627, filed Aug. 16, 2020, 7 pages.

Notice of Allowance dated Nov. 12, 2019, issued in connection with U.S. Appl. No. 15/955,545, filed Apr. 17, 2018, 9 pages.

Notice of Allowance dated Sep. 12, 2016, issued in connection with U.S. Appl. No. 15/066,072, filed Mar. 10, 2016, 7 pages.

Notice of Allowance dated Sep. 12, 2017, issued in connection with U.S. Appl. No. 15/207,682, filed Jul. 12, 2016, 8 pages.

Notice of Allowance dated Apr. 13, 2020, issued in connection with U.S. Appl. No. 16/181,865, filed Nov. 6, 2018, 10 pages.

Notice of Allowance dated Feb. 13, 2017, issued in connection with U.S. Appl. No. 14/864,506, filed Sep. 24, 2015, 8 pages.

Notice of Allowance dated Jul. 13, 2022, issued in connection with U.S. Appl. No. 17/033,821, filed Sep. 27, 2020, 8 pages.

Notice of Allowance dated Nov. 13, 2017, issued in connection with U.S. Appl. No. 14/726,921, filed Jun. 1, 2015, 8 pages.

Notice of Allowance dated Jul. 14, 2020, issued in connection with U.S. Appl. No. 16/556,297, filed Aug. 30, 2019, 11 pages.

Notice of Allowance dated Mar. 14, 2019, issued in connection with U.S. Appl. No. 15/343,996, filed Nov. 4, 2016, 8 pages.

Notice of Allowance dated Oct. 14, 2021, issued in connection with U.S. Appl. No. 16/115,525, filed Aug. 28, 2018, 5 pages.

Notice of Allowance dated Jan. 15, 2019, issued in connection with U.S. Appl. No. 16/115,524, filed Aug. 28, 2018, 8 pages.

Notice of Allowance dated Jun. 15, 2017, issued in connection with U.S. Appl. No. 15/096,827, filed Apr. 12, 2016, 5 pages.

Notice of Allowance dated Mar. 15, 2017, issued in connection with U.S. Appl. No. 14/826,856, filed Aug. 14, 2015, 7 pages.

Notice of Allowance dated May 15, 2019, issued in connection with U.S. Appl. No. 16/113,032, filed Aug. 27, 2018, 9 pages.

Notice of Allowance dated Nov. 15, 2021, issued in connection with U.S. Appl. No. 16/994,874, filed Aug. 17, 2020, 9 pages.

Notice of Allowance dated Oct. 15, 2018, issued in connection with U.S. Appl. No. 15/716,313, filed Sep. 26, 2017, 10 pages.

Notice of Allowance dated Sep. 15, 2022, issued in connection with U.S. Appl. No. 17/033,818, filed Sep. 27, 2020, 7 pages.

Notice of Allowance dated Feb. 16, 2022, issued in connection with U.S. Appl. No. 16/919,467, filed Jul. 2, 2020, 9 pages.

Notice of Allowance dated Jul. 16, 2020, issued in connection with U.S. Appl. No. 16/530,324, filed Aug. 2, 2019, 9 pages.

Notice of Allowance dated Jun. 16, 2017, issued in connection with U.S. Appl. No. 14/884,001, filed Oct. 15, 2015, 8 pages.

Notice of Allowance dated May 16, 2019, issued in connection with U.S. Appl. No. 16/181,213, filed Nov. 5, 2018, 10 pages.

Notice of Allowance dated Oct. 16, 2017, issued in connection with U.S. Appl. No. 15/478,770, filed Apr. 4, 2017, 10 pages.

Notice of Allowance dated Oct. 16, 2019, issued in connection with U.S. Appl. No. 16/401,981, filed May 2, 2019, 8 pages.

Notice of Allowance dated Sep. 16, 2016, issued in connection with U.S. Appl. No. 15/066,049, filed Mar. 10, 2016, 7 pages.

European Patent Office, European EPC Article 94.3 mailed on Oct. 29, 2021, issued in connection with European Application No. 20196286.7, 5 pages.

European Patent Office, European EPC Article 94.3 mailed on Apr. 30, 2021, issued in connection with European Application No. 20196286.7, 5 pages.

European Patent Office, European Examination Report dated May 11, 2018, issued in connection with European Application No. 16748186.0, 6 pages.

European Patent Office, European Extended Search Report dated Jun. 10, 2022, issued in connection with European Application No. 22155834.9, 8 pages.

European Patent Office, European Extended Search Report dated Dec. 11, 2020, issued in connection with European Application No. 20196286.7, 6 pages.

European Patent Office, European Extended Search Report dated Jan. 14, 2022, issued in connection with European Application No. 21171959.6, 12 pages.

European Patent Office, European Extended Search Report dated Mar. 16, 2020, issued in connection with European Application No. 19209551.1, 7 pages.

European Patent Office, European Extended Search Report dated Oct. 16, 2018, issued in connection with European Application No. 17185193.4, 6 pages.

European Patent Office, European Extended Search Report dated Jul. 17, 2019, issued in connection with European Application No. 19167365.6, 7 pages.

European Patent Office, European Extended Search Report dated Mar. 25, 2020, issued in connection with European Application No. 19215348.4, 10 pages.

European Patent Office, European Extended Search Report dated Jun. 26, 2018, issued in connection with European Application No. 18171206.8, 9 pages.

European Patent Office, European Extended Search Report dated Sep. 8, 2017, issued in connection with European Application No. 17000460.0, 8 pages.

European Patent Office, European Office Action dated Nov. 10, 2020, issued in connection with European Application No. 19168800.1, 5 pages.

European Patent Office, European Office Action dated Dec. 11, 2018, issued in connection with European Application No. 15778787.0, 6 pages.

European Patent Office, European Office Action dated Jul. 11, 2019, issued in connection with European Application No. 15778787.0, 10 pages.

European Patent Office, European Office Action dated Sep. 16, 2020, issued in connection with European Application No. 15778787.0, 7 pages.

European Patent Office, European Office Action dated Aug. 19, 2020, issued in connection with European Application No. 17754501.9, 6 pages.

European Patent Office, European Office Action dated Nov. 2, 2018, issued in connection with European Application No. 18171206.8, 6 pages.

European Patent Office, European Office Action dated Jan. 3, 2020, issued in connection with European Application No. 17703876.7, 8 pages.

European Patent Office, European Office Action dated Feb. 4, 2019, issued in connection with European Application No. 17703876.7, 9 pages.

European Patent Office, European Office Action dated Sep. 7, 2020, issued in connection with European Application No. 19161826.3, 6 pages.



(56)

**References Cited**

## OTHER PUBLICATIONS

European Patent Office, European Office Action dated Jul. 9, 2020, issued in connection with European Application No. 19167365.6, 4 pages.

European Patent Office, European Office Action dated May 9, 2019, issued in connection with European Application No. 18171206.8, 7 pages.

European Patent Office, European Partial Search Report dated Jun. 7, 2019, issued in connection with European Application No. 19161826.3, 17 pages.

European Patent Office, European Search Report dated Jun. 13, 2019, issued in connection with European Application No. 18204450.3, 11 pages.

European Patent Office, European Search Report dated Sep. 13, 2019, issued in connection with European Application No. 19161826.3, 13 pages.

European Patent Office, European Search Report dated Jan. 18, 2018, issued in connection with European Patent Application No. 17185193.4, 9 pages.

European Patent Office, European Search Report dated Jul. 9, 2019, issued in connection with European Application No. 19168800.1, 12 pages.

European Patent Office, Examination Report dated Jul. 12, 2021, issued in connection with European Patent Application No. 17754501.9, 6 pages.

European Patent Office, Extended European Search Report dated Jan. 5, 2017, issued in connection with European Patent Application No. 15765555.6, 8 pages.

European Patent Office, Extended Search Report dated Jan. 25, 2017, issued in connection with European Application No. 15765548.1, 7 pages.

European Patent Office, Extended Search Report dated Apr. 26, 2017, issued in connection with European Application No. 15765548.1, 10 pages.

European Patent Office, Office Action dated Nov. 12, 2018, issued in connection with European Application No. 17000460.0, 6 pages.

European Patent Office, Office Action dated Jun. 13, 2017, issued in connection with European patent application No. 17000484.0, 10 pages.

European Patent Office, Office Action dated Dec. 15, 2016, issued in connection with European Application No. 15766998.7, 7 pages.

European Patent Office, Summons to Attend Oral Proceedings mailed on Nov. 15, 2018, issued in connection with European Application No. 16748186.0, 57 pages.

European Patent Office, Summons to Attend Oral Proceedings mailed on Apr. 22, 2022, issued in connection with European Application No. 15778787.0, 6 pages.

European Patent Office, Summons to Attend Oral Proceedings mailed on Sep. 24, 2019, issued in connection with European Application No. 17000460.0, 5 pages.

Ex Parte Quayle Office Action dated Apr. 15, 2019, issued in connection with U.S. Appl. No. 15/235,598, filed Aug. 12, 2016, 7 pages.

Ex Parte Quayle Office Action dated Dec. 26, 2019, issued in connection with U.S. Appl. No. 16/542,418, filed Aug. 16, 2019, 7 pages.

Excerpts from Andrew Tanenbaum, Computer Networks. 4th Edition. Copyright 2003, 87 pages [produced by Google in IPR of U.S. Pat. No. 9,219,460, IPR2021-00475 on Feb. 5, 2021].

Excerpts from Morfey, Christopher L., Dictionary of Acoustics. Copyright 2001, 4 pages [produced by Google in IPR of U.S. Pat. No. 9,219,460, IPR2021-00475 on Feb. 5, 2021].

Final Office Action dated Jul. 1, 2022, issued in connection with U.S. Appl. No. 17/033,818, filed Sep. 27, 2020, 13 pages.

Final Office Action dated Dec. 2, 2019, issued in connection with U.S. Appl. No. 15/005,496, filed Jan. 25, 2016, 19 pages.

Final Office Action dated Apr. 3, 2017, issued in connection with U.S. Appl. No. 14/678,248, filed Apr. 3, 2015, 22 pages.

Final Office Action dated Jul. 13, 2017, issued in connection with U.S. Appl. No. 14/726,921, filed Jun. 1, 2015, 10 pages.

Final Office Action dated Jun. 13, 2017, issued in connection with U.S. Appl. No. 14/481,505, filed Sep. 9, 2014, 22 pages.

Final Office Action dated Dec. 14, 2020, issued in connection with U.S. Appl. No. 16/812,618, filed Mar. 9, 2020, 17 pages.

Final Office Action dated Feb. 14, 2019, issued in connection with U.S. Appl. No. 15/005,496, filed Jan. 25, 2016, 16 pages.

Final Office Action dated Feb. 14, 2019, issued in connection with U.S. Appl. No. 15/217,399, filed Jul. 22, 2016, 37 pages.

Advisory Action dated Jul. 1, 2019, issued in connection with U.S. Appl. No. 15/229,693, filed Aug. 5, 2016, 2 pages.

Advisory Action dated Jul. 10, 2018, issued in connection with U.S. Appl. No. 15/056,553, filed Feb. 29, 2016, 3 pages.

Advisory Action dated Dec. 11, 2020, issued in connection with U.S. Appl. No. 15/005,496, filed Jan. 25, 2016, 3 pages.

Advisory Action dated Jul. 12, 2018, issued in connection with U.S. Appl. No. 15/166,241, filed May 26, 2016, 3 pages.

Advisory Action dated Jul. 12, 2018, issued in connection with U.S. Appl. No. 15/235,598, filed Aug. 12, 2016, 3 pages.

Advisory Action dated Aug. 16, 2017, issued in connection with U.S. Appl. No. 14/481,505, filed Sep. 9, 2014, 3 pages.

Advisory Action dated Jun. 19, 2018, issued in connection with U.S. Appl. No. 15/229,693, filed Aug. 5, 2016, 3 pages.

Advisory Action dated Sep. 19, 2017, issued in connection with U.S. Appl. No. 14/726,921, filed Jun. 1, 2015, 3 pages.

Advisory Action dated Nov. 22, 2021, issued in connection with U.S. Appl. No. 16/919,467, filed Jul. 2, 2020, 4 pages.

Advisory Action dated Jun. 3, 2020, issued in connection with U.S. Appl. No. 16/115,525, filed Aug. 28, 2018, 3 pages.

Advisory Action dated Apr. 30, 2019, issued in connection with U.S. Appl. No. 15/005,496, filed Jan. 25, 2016, 3 pages.

Advisory Action dated Feb. 7, 2019, issued in connection with U.S. Appl. No. 15/806,126, filed Nov. 7, 2017, 3 pages.

An Overview of IEEE 1451.4 Transducer Electronic Data Sheets (TEDS) National Instruments, 19 pages.

AudioTron Quick Start Guide, Version 1.0, Mar. 2001, 24 pages.

AudioTron Reference Manual, Version 3.0, May 2002, 70 pages.

AudioTron Setup Guide, Version 3.0, May 2002, 38 pages.

"AV Amplifier DSP-Z7", Yamaha, 2008 [retrieved on Jan. 3, 2022]. Retrieved from the Internet: URL: [https://de.yamaha.com/files/download/other\\_assets/6/318616/DSP-Z7\\_en.pdf](https://de.yamaha.com/files/download/other_assets/6/318616/DSP-Z7_en.pdf), pp. 1-154.

BeoLab5 User Manual. Bang & Olufsen. Version 1.0, 20 pages [produced by Google in WDTX Case No. 6:20-cv-00881 Answer on Jan. 8, 2021].

Bluetooth. "Specification of the Bluetooth System: The ad hoc Scatternet for affordable and highly functional wireless connectivity," Core, Version 1.0 A, Jul. 26, 1999, 1068 pages.

Bluetooth. "Specification of the Bluetooth System: Wireless connections made easy," Core, Version 1.0 B, Dec. 1, 1999, 1076 pages.

Burger, Dennis, "Automated Room Correction Explained," hometheaterreview.com, Nov. 18, 2013, <http://hometheaterreview.com/automated-room-correction-explained/> Retrieved Oct. 10, 2014, 3 pages.

Chen, Trista P. et al. VRAPS: Visual Rhythm-Based Audio Playback System. IEEE, Gracenote, Inc., 2010, pp. 721-722.

Chinese Patent Office, Chinese Office Action and Translation dated Apr. 1, 2021, issued in connection with Chinese Application No. 201910395715.4, 8 pages.

Chinese Patent Office, First Office Action and Translation dated Nov. 3, 2021, issued in connection with Chinese Application No. 202011278502.2, 10 pages.

Chinese Patent Office, First Office Action and Translation dated Jun. 19, 2019, issued in connection with Chinese Application No. 201680054189.X, 11 pages.

Chinese Patent Office, First Office Action and Translation dated Feb. 22, 2021, issued in connection with Chinese Application No. 202010187024.8, 11 pages.

Chinese Patent Office, First Office Action and Translation dated Dec. 24, 2020, issued in connection with Chinese Application No. 201910978233.1, 15 pages.

Chinese Patent Office, First Office Action and Translation dated Jan. 28, 2021, issued in connection with Chinese Application No. 201680054164.X, 19 pages.



(56)

**References Cited**

## OTHER PUBLICATIONS

Chinese Patent Office, First Office Action and Translation dated Jun. 29, 2020, issued in connection with Chinese Application No. 201780057093.3, 11 pages.

Chinese Patent Office, First Office Action and Translation dated Feb. 3, 2021, issued in connection with Chinese Application No. 202010095178.4, 15 pages.

Chinese Patent Office, First Office Action and Translation dated Aug. 4, 2020, issued in connection with Chinese Application No. 201910395715.4, 22 pages.

Chinese Patent Office, First Office Action dated Aug. 11, 2017, issued in connection with Chinese Patent Application No. 201580013837.2, 8 pages.

Chinese Patent Office, First Office Action dated Nov. 20, 2018, issued in connection with Chinese Application No. 201580047998.3, 21 pages.

Chinese Patent Office, First Office Action dated Sep. 25, 2017, issued in connection with Chinese Patent Application No. 201580013894.0, 9 pages.

Chinese Patent Office, First Office Action dated Nov. 5, 2018, issued in connection with Chinese Application No. 201680044080.8, 5 pages.

Chinese Patent Office, Office Action dated Nov. 14, 2019, issued in connection with Chinese Application No. 201680040086.8, 9 pages.

Chinese Patent Office, Second Office Action and Translation dated Aug. 26, 2019, issued in connection with Chinese Application No. 201580047998.3, 25 pages.

Chinese Patent Office, Second Office Action dated Jan. 11, 2019, issued in connection with Chinese Application No. 201680044080.8, 4 pages.

Chinese Patent Office, Second Office Action dated Feb. 3, 2019, issued in connection with Chinese Application No. 201580048594.6, 11 pages.

Chinese Patent Office, Second Office Action dated May 6, 2020, issued in connection with Chinese Application No. 201680040086.8, 3 pages.

Chinese Patent Office, Second Office Action with Translation dated Jan. 9, 2018, issued in connection with Chinese Patent Application No. 201580013837.2, 10 pages.

Chinese Patent Office, Third Office Action dated Apr. 11, 2019, issued in connection with Chinese Application No. 201580048594.6, 4 pages.

“Constellation Acoustic System: a revolutionary breakthrough in acoustical design,” Meyer Sound Laboratories, Inc. 2012, 32 pages.

“Constellation Microphones,” Meyer Sound Laboratories, Inc. 2013, 2 pages.

Corrected Notice of Allowability dated Jan. 19, 2017, issued in connection with U.S. Appl. No. 14/826,873, filed Aug. 14, 2015, 11 pages.

Daddy, B., “Calibrating Your Audio with a Sound Pressure Level (SPL) Meter,” Blue-ray.com, Feb. 22, 2008 Retrieved Oct. 10, 2014, 15 pages.

Dell, Inc. “Dell Digital Audio Receiver: Reference Guide,” Jun. 2000, 70 pages.

Dell, Inc. “Start Here,” Jun. 2000, 2 pages.

“Denon 2003-2004 Product Catalog,” Denon, 2003-2004, 44 pages.

European Patent Office, European EPC Article 94.3 mailed on Aug. 16, 2021, issued in connection with European Application No. 19765920.4, 5 pages.

*Google LLC v. Sonos, Inc.*, Patent Owner Sur-Reply to Petitioner’s Reply for Inter Partes Review of U.S. Pat. No. 9,219,460, IPR2021-00475, Oct. 12, 2022, 32 pages.

*Google LLC v. Sonos, Inc.*, Petitioner’s Reply for Inter Partes Review of U.S. Pat. No. 9,219,460, IPR2021-00475, Sep. 6, 2022, 30 pages.

*Google LLC v. Sonos, Inc.*, Record of Oral Hearing for IPR of U.S. Pat. No. 9,219,460, IPR2021-00475, Dec. 14, 2022, 60 pages.

Non-Final Office Action dated Dec. 9, 2022, issued in connection with U.S. Appl. No. 17/662,282, filed May 6, 2022, 12 pages.

Notice of Allowance dated Dec. 8, 2022, issued in connection with U.S. Appl. No. 17/340,353, filed Jun. 7, 2021, 9 pages.

\* cited by examiner



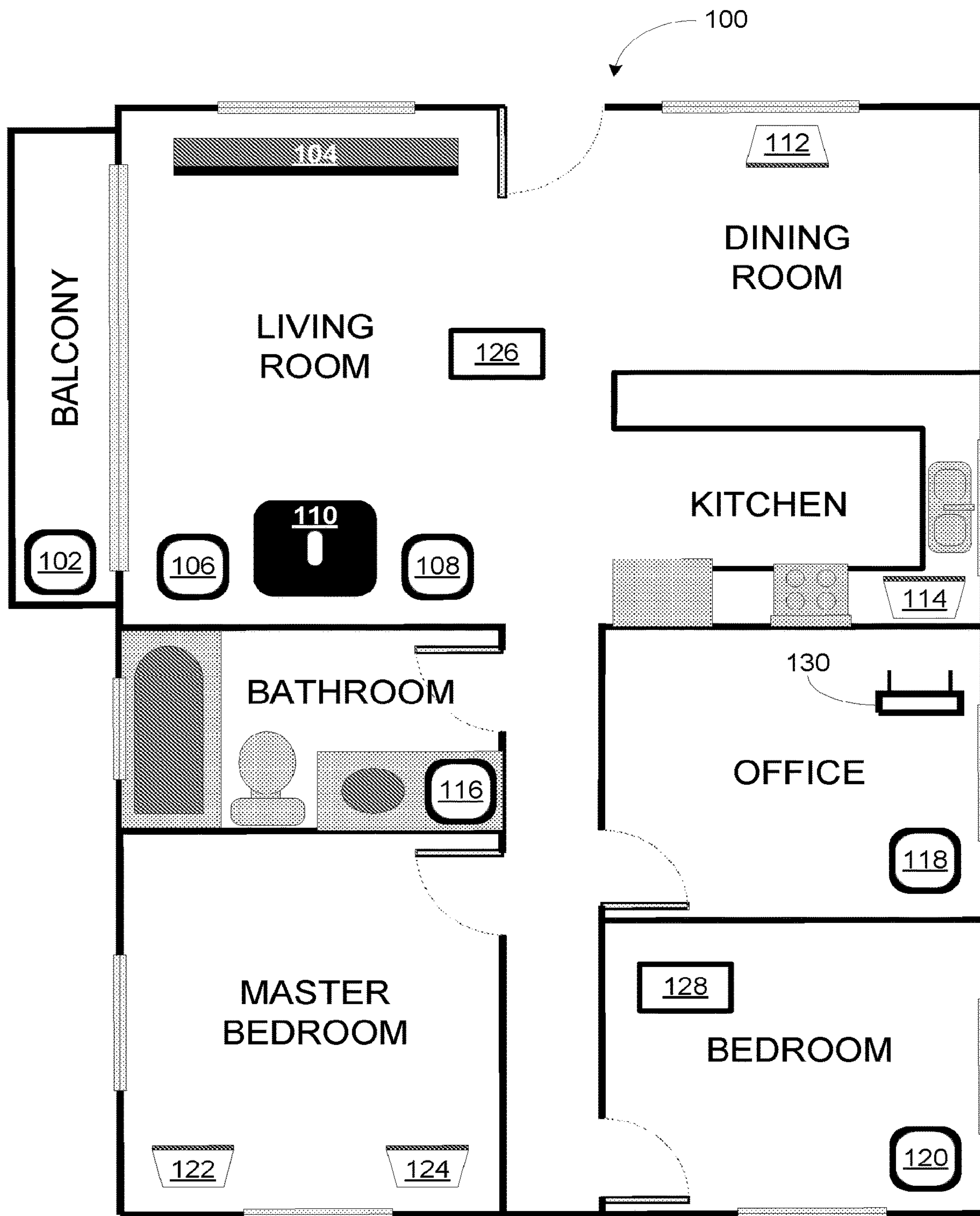


FIGURE 1



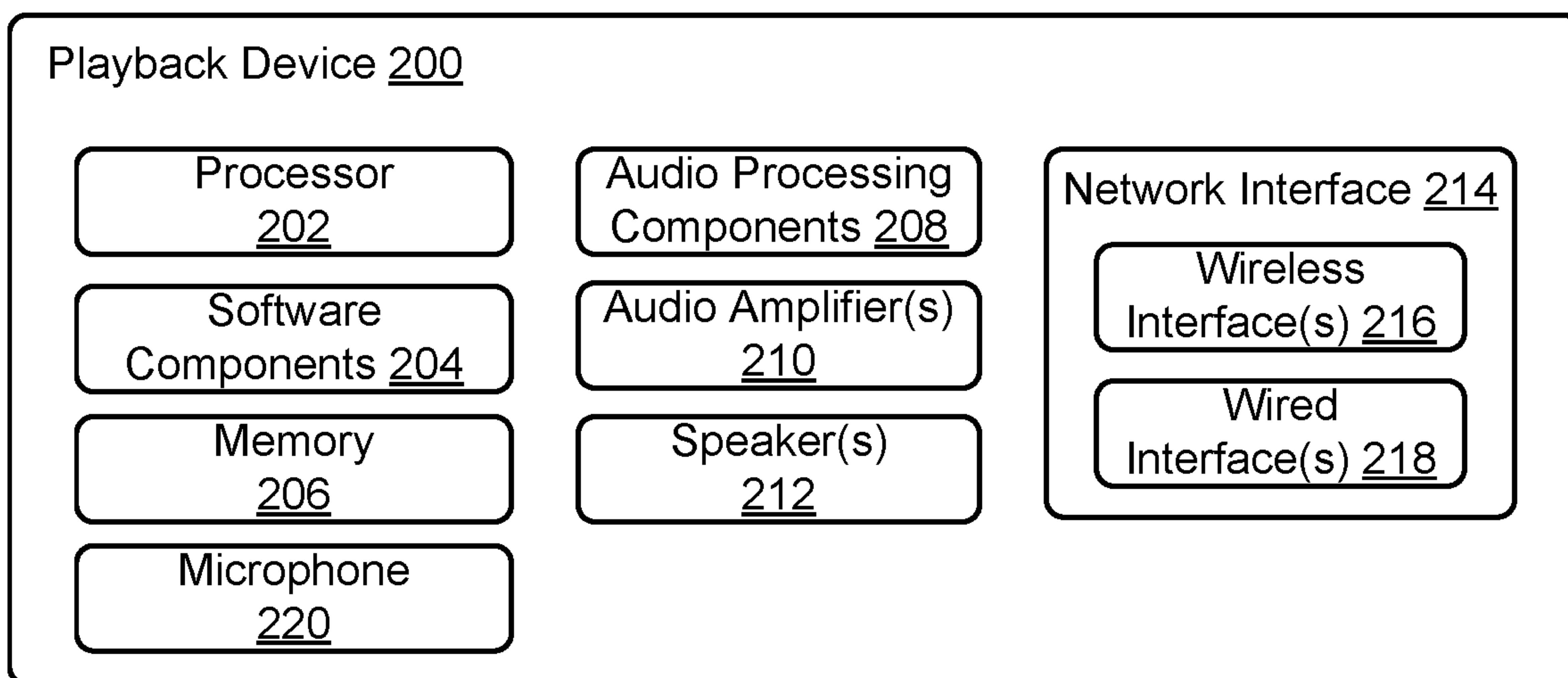


FIGURE 2

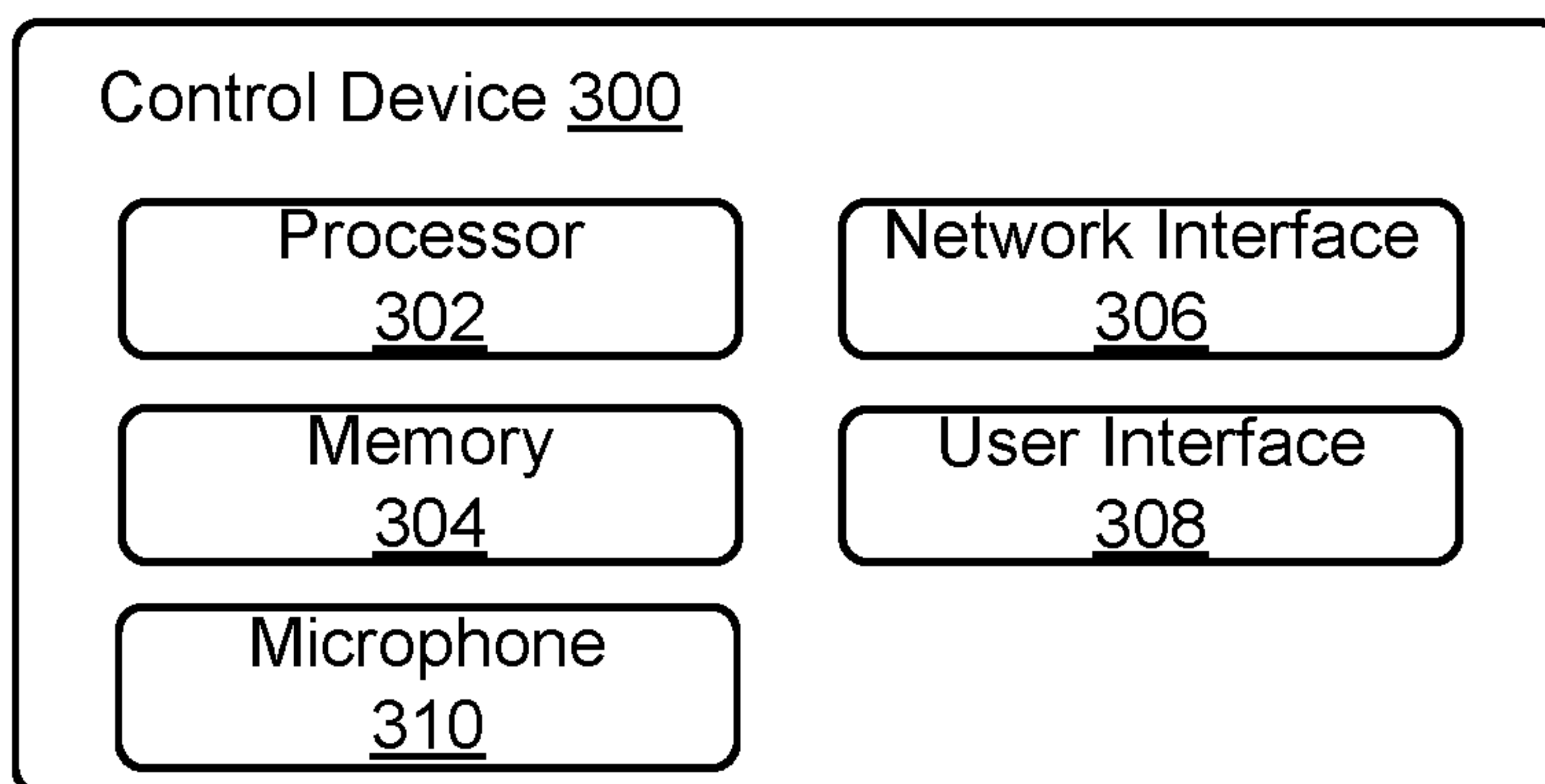


FIGURE 3



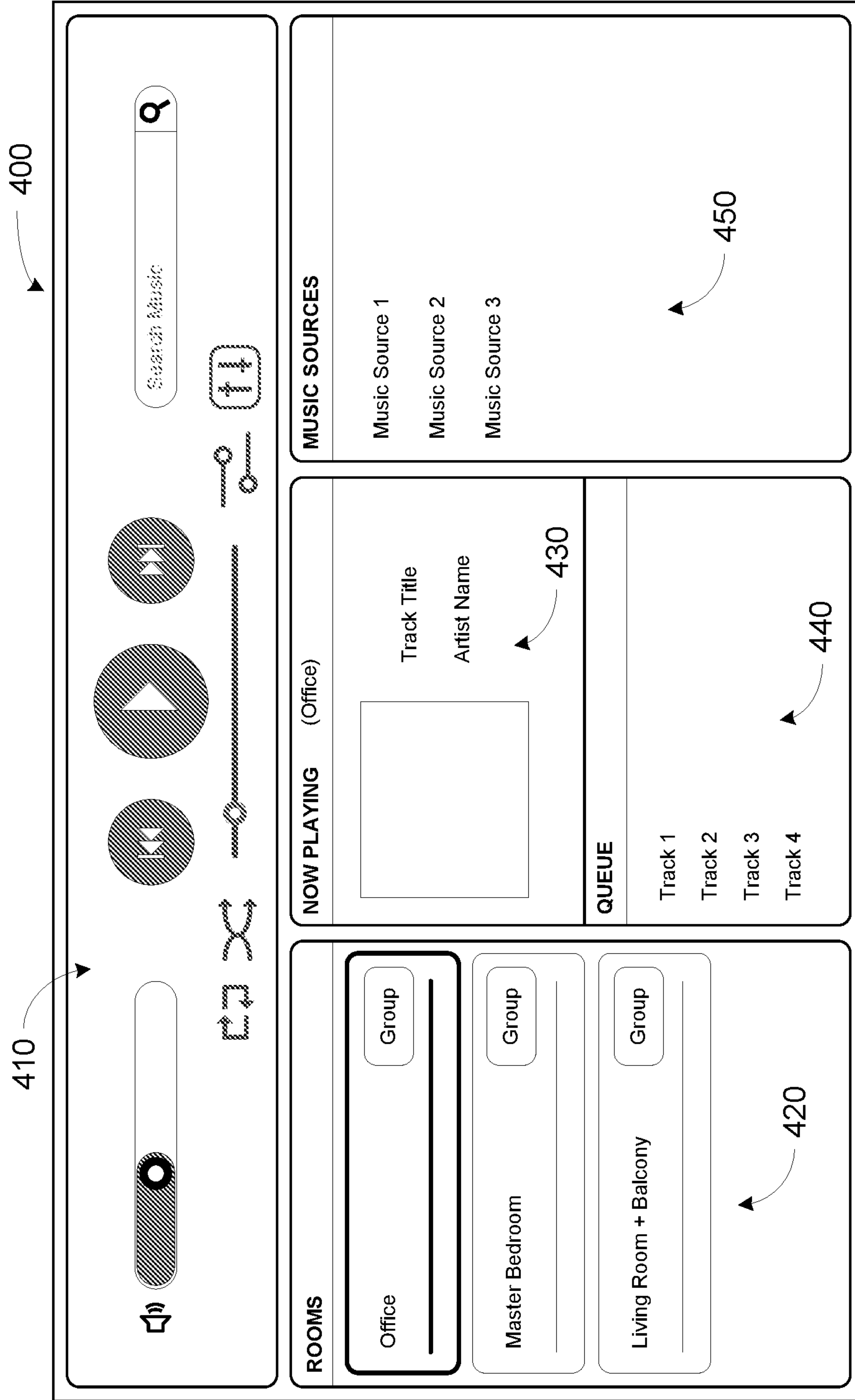


FIGURE 4



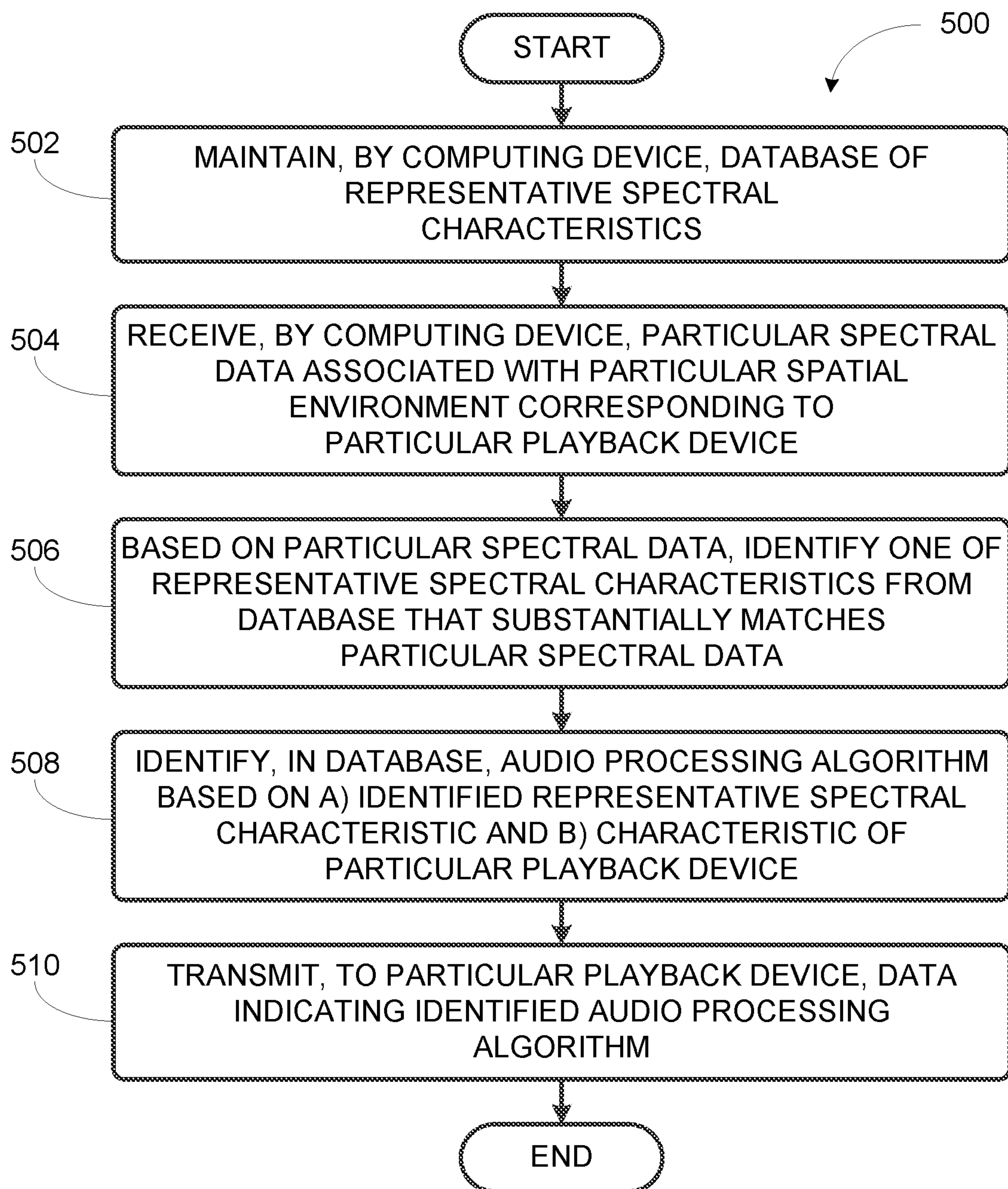


FIGURE 5



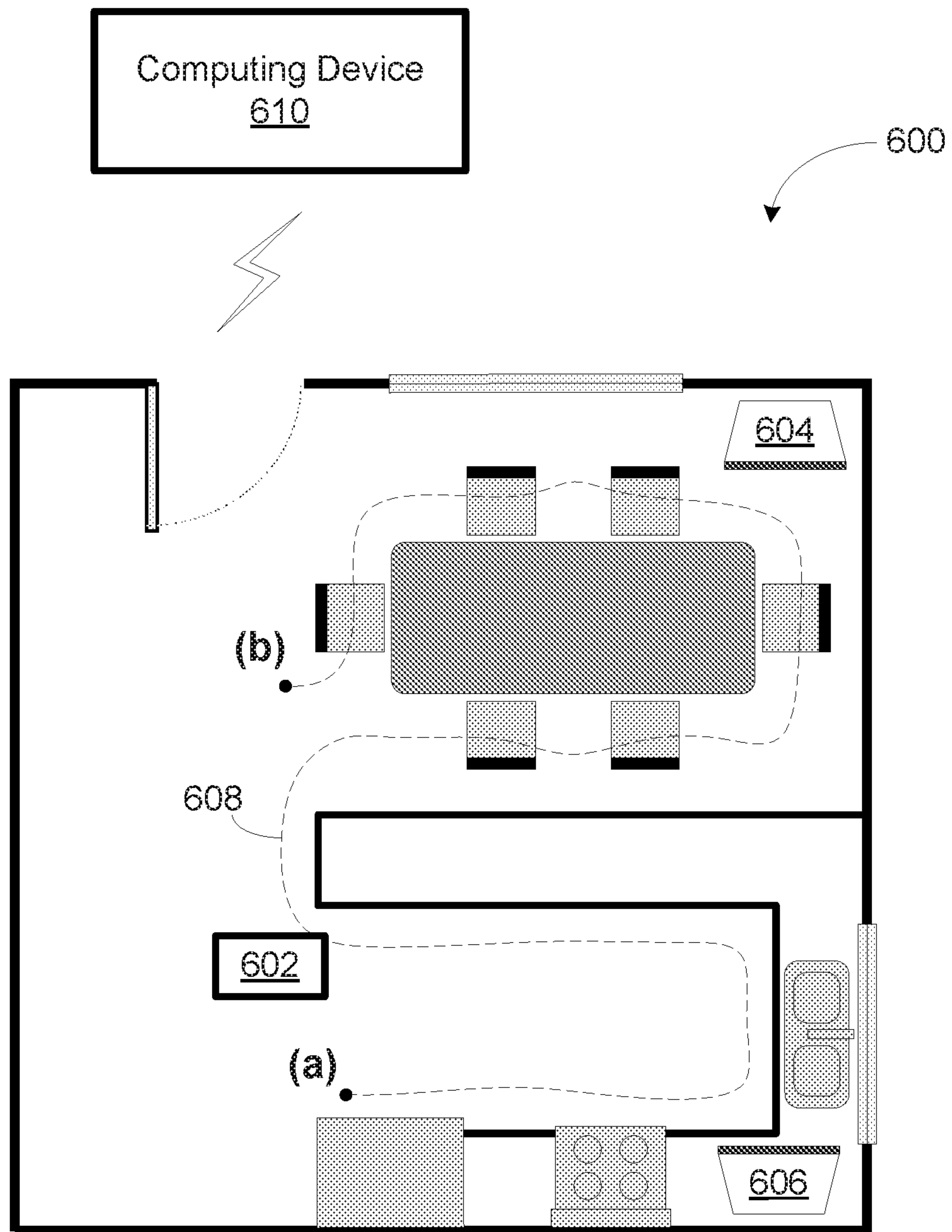


FIGURE 6



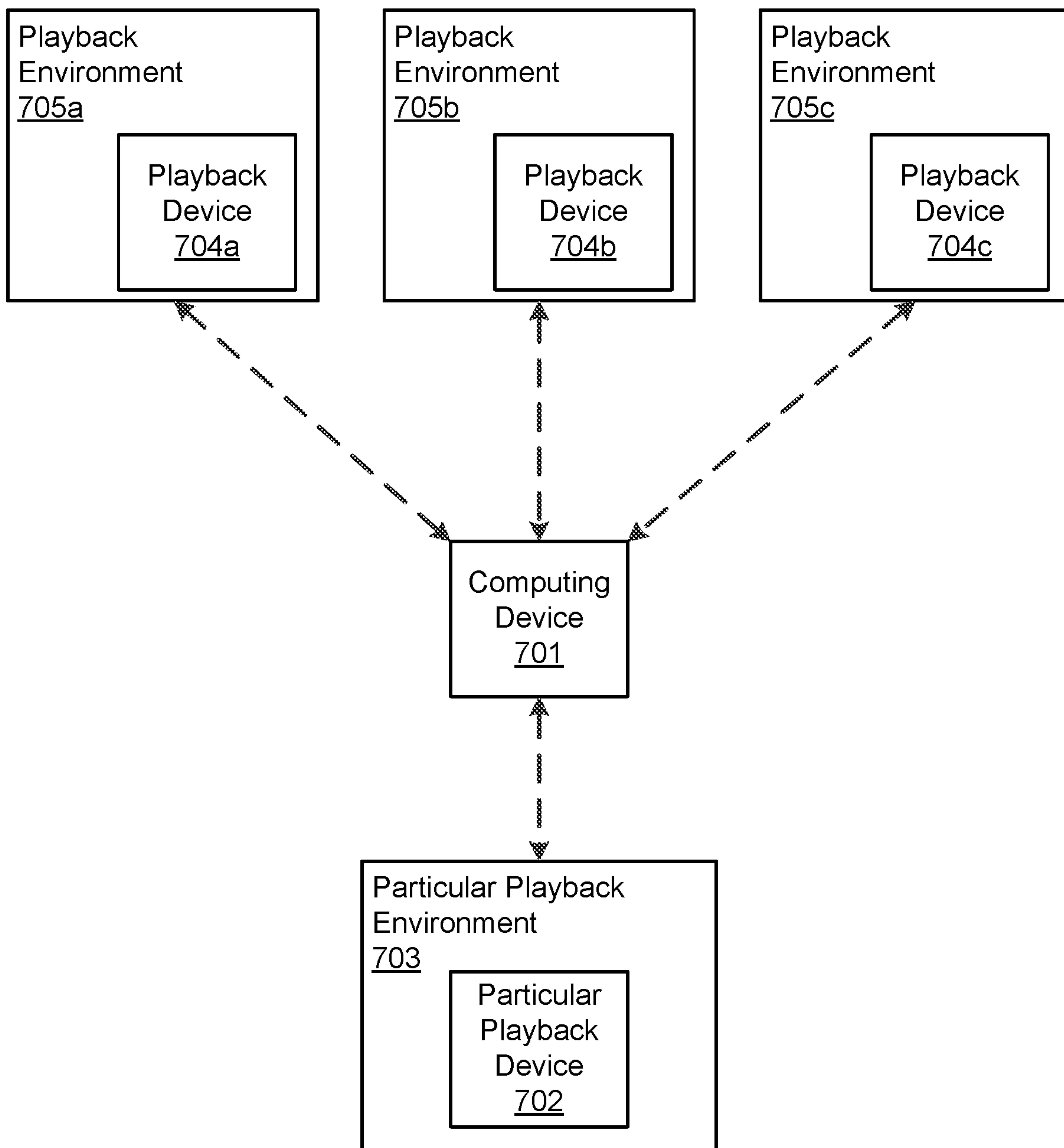


FIGURE 7



800

	Representative Spectral Characteristic	Playback Device Characteristic (Model)	Audio Processing Algorithm
801a	$h_{\text{room}}^{-1}(t)-1$	PLAY: 3	$w_1, x_1, y_1, \text{ and } z_1$
801b	$h_{\text{room}}^{-1}(t)-2$	PLAY: 3	$w_2, x_2, y_2, \text{ and } z_2$
801c	$h_{\text{room}}^{-1}(t)-3$	PLAY: 3	$w_3, x_3, y_3, \text{ and } z_3$
801d	$h_{\text{room}}^{-1}(t)-4$	PLAY: 3	$w_4, x_4, y_4, \text{ and } z_4$
	.	.	.
	.	.	.
	.	.	.
	.	.	.
	.	.	.
	.	.	.

FIGURE 8



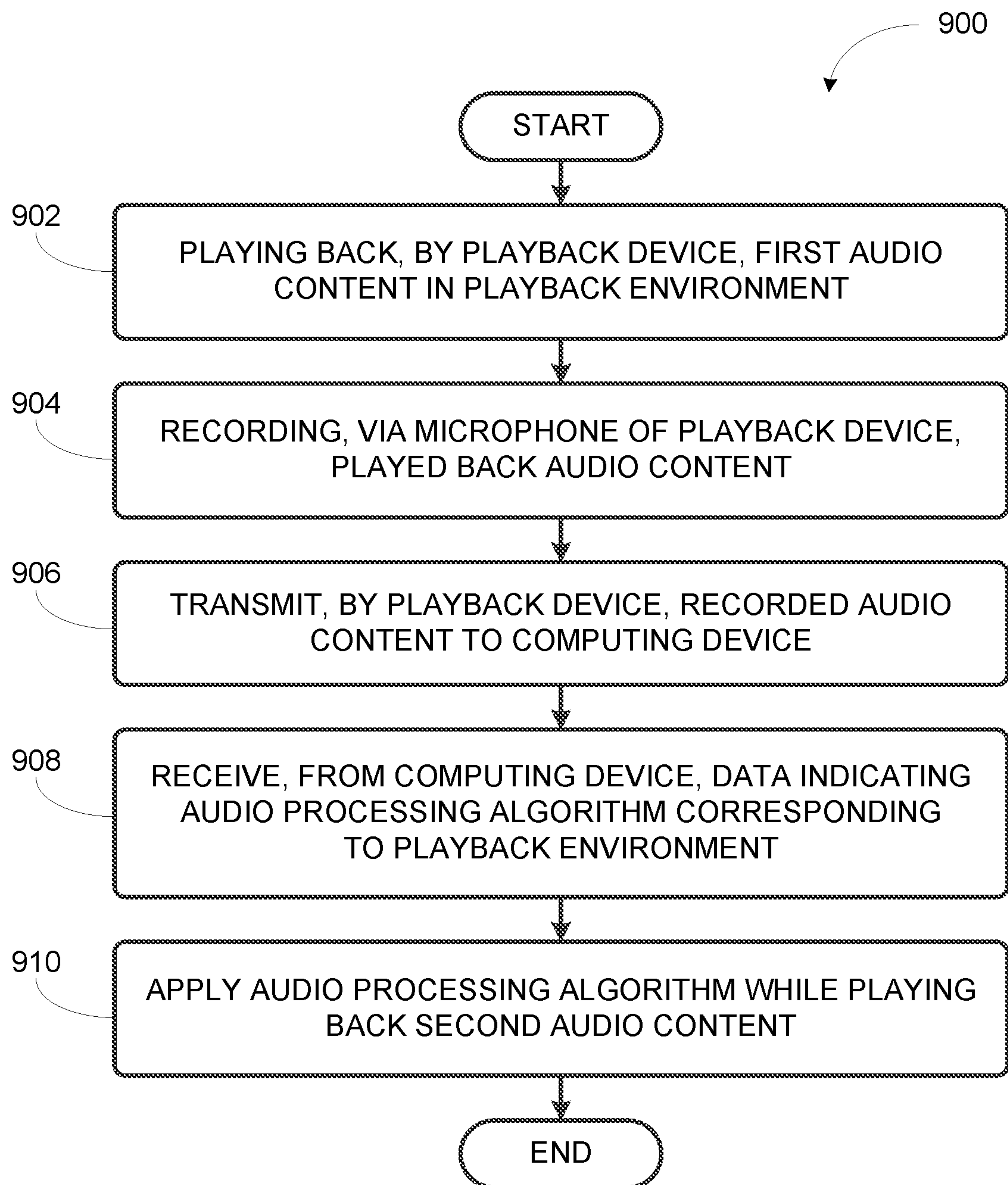


FIGURE 9



1

## PLAYBACK DEVICE CALIBRATION BASED ON REPRESENTATIVE SPECTRAL CHARACTERISTICS

### CROSS REFERENCE TO RELATED APPLICATIONS

The present application is a continuation of U.S. patent application Ser. No. 17/135,308, filed Dec. 28, 2020, now U.S. Pat. No. 11,379,179, which is a continuation of U.S. patent application Ser. No. 16/555,832, filed Aug. 29, 2019, now U.S. Pat. No. 10,884,698, which is a continuation of U.S. patent application Ser. No. 15/865,221, filed Jan. 8, 2018, now U.S. Pat. No. 10,402,154, which is a continuation of U.S. patent application Ser. No. 15/089,004, filed Apr. 1, 2016, now U.S. Pat. No. 9,864,574, which are incorporated herein by reference in their entireties.

The present application incorporates by reference U.S. patent application Ser. No. 14/481,505, filed on Sep. 9, 2014, for "Audio Processing Algorithms;" U.S. patent application Ser. No. 14/481,511, filed on Sep. 9, 2014, for "Playback Device Calibration;" and U.S. patent application Ser. No. 14/805,140, filed on Jul. 21, 2015, for "Hybrid Test Tone for Space-Averaged Room Audio Calibration Using a Moving Microphone." The present application also incorporates by reference U.S. patent application Ser. No. 15/088,994, filed on Apr. 1, 2016, for "Updating Playback Device Configuration Information Based on Calibration Data."

### FIELD OF THE DISCLOSURE

The disclosure is related to consumer goods and, more particularly, to methods, systems, products, features, services, and other elements directed to media playback or some aspect thereof.

### BACKGROUND

Options for accessing and listening to digital audio in an out-loud setting were limited until in 2003, when SONOS, Inc. filed for one of its first patent applications, entitled "Method for Synchronizing Audio Playback between Multiple Networked Devices," and began offering a media playback system for sale in 2005. The Sonos Wireless HiFi System enables people to experience music from many sources via one or more networked playback devices. Through a software control application installed on a smartphone, tablet, or computer, one can play what he or she wants in any room that has a networked playback device. Additionally, using the controller, for example, different songs can be streamed to each room with a playback device, rooms can be grouped together for synchronous playback, or the same song can be heard in all rooms synchronously.

Given the ever growing interest in digital media, there continues to be a need to develop consumer-accessible technologies to further enhance the listening experience.

### BRIEF DESCRIPTION OF THE DRAWINGS

Features, aspects, and advantages of the presently disclosed technology may be better understood with regard to the following description, appended claims, and accompanying drawings where:

FIG. 1 shows an example media playback system configuration in which certain embodiments may be practiced;

FIG. 2 shows a functional block diagram of an example playback device;

2

FIG. 3 shows a functional block diagram of an example control device;

FIG. 4 shows an example controller interface;

FIG. 5 shows an example flow diagram for calibrating a particular playback device;

FIG. 6 shows an example playback environment within which a playback device may be calibrated;

FIG. 7 shows an example computing device in communication with an example plurality of playback devices;

FIG. 8 shows an example portion of a database of representative spectral characteristics; and

FIG. 9 shows an example flow diagram for calibrating a playback device.

The drawings are for the purpose of illustrating example embodiments, but it is understood that the inventions are not limited to the arrangements and instrumentality shown in the drawings.

### DETAILED DESCRIPTION

#### I. Overview

Examples described herein involve calibrating a playback device within a playback environment based on representative spectral characteristics. Utilizing representative spectral characteristics may facilitate a playback device calibration process that is, as one example, shorter in duration. Other benefits are also possible.

For instance, calibration data may be aggregated by a computing device, such as a server, from the individual calibrations of numerous different playback devices located in numerous different playback environments. From each calibration, a spectral characteristic may be determined corresponding to the audio response of the given playback environment. Each spectral characteristic may represent, for example, the size, shape, furnishing, etc. of the given playback environment (e.g., room) where each playback device was calibrated. The computing device may gather data relating to playback device characteristics from each calibration as well, such as the device model, hardware and/or software versions, zone configurations, and other manual settings corresponding to each individual playback device that is calibrated.

From the aggregated calibration data, the determined spectral characteristics may be grouped, mathematically and/or otherwise, into a substantially smaller number of representative spectral characteristics that may capture the entire data set within a reasonable margin of error. For instance, thousands or perhaps even millions of individual calibrations from households and playback environments around the world may yield a similar number of spectral characteristics. In some cases, there may be substantial commonality and/or overlap in the distribution of spectral characteristics across all calibrated playback devices and playback environments.

Accordingly, the computing device may analyze the calibration data and determine, for instance, 50 representative spectral characteristics that may represent, within a reasonable margin of error, the scope of potential playback environments in which a playback device may be calibrated. The representative spectral characteristics may be maintained in a database on the computing device, and may be used to simplify additional calibrations that may be performed.

For example, some of the calibrations discussed above that are used as a basis for determining the representative spectral characteristics may involve recording, via a microphone, the playback of audio data from the playback device



to be calibrated. The recorded audio data may need to be of a minimum duration, such as 45 seconds, and may need to include a minimum range of frequencies, in order for the computing device to have enough spectral data to determine the spectral characteristic corresponding to the playback environment being calibrated. In some cases, the calibration process may require the microphone to be moved between different spatial locations within the playback environment while the calibration audio is recorded.

Alternatively, the representative spectral characteristics discussed above may be used by the computing device to approximate, with reasonable accuracy, the audio response of the playback environment in question. This may reduce the amount of spectral data that is required, and may therefore simplify the calibration procedure in one or more ways. For example, the computing device may receive spectral data corresponding to only 10 seconds of recorded audio playback. Nonetheless, based on this sample, the computing device may identify one of the representative spectral characteristics that substantially matches the received spectral data. In this way, the duration of audio playback portion the calibration procedure may be shortened.

The requirement for less spatial data to perform a calibration of a given playback device may result in other simplifications as well. For instance, it may allow the microphone to record audio data other than a calibration tone, which may have pre-determined frequency sweeps. Instead, the calibration may be based on the recorded playback of media content having a narrower spectral range. In this way, a calibration might occur during the normal course of enjoying audio playback by the playback device. As another example, the calibration procedure may require less, or perhaps no movement of the microphone throughout the playback environment while the calibration audio is recorded. Other possibilities also exist.

Once the computing device has identified a representative spectral characteristic in the database, it may identify an audio processing algorithm in the database based on the identified representative spectral characteristic and at least one playback device characteristic. For instance, the database may include an entry for an audio processing algorithm that corresponds to the identified representative spectral characteristic in conjunction with a particular model of playback device. Other playback device characteristics may also be used.

The computing device may transmit the identified audio processing algorithm to the playback device. The playback device may then apply the audio processing algorithm, resulting in the playback of audio content that is calibrated to the particular audio characteristics of its playback environment.

In some cases, the use of representative spectral characteristics may facilitate a playback device performing a self-calibration within a playback environment, according to some of the examples discussed above. For example, the playback device may include a microphone, which may be used to record the playback device's own playback of audio data. The playback device may then transmit the recorded audio playback data to the computing device.

Because the microphone in this example is stationary, the recorded audio playback data may include less spectral data than might otherwise be required to accurately determine the audio response of the playback environment "from scratch." However, as discussed above, the computing device may

identify a representative spectral characteristic from the database that substantially matches the spectral data that is received.

The playback device may then receive, from the computing device, data indicating an audio processing algorithm corresponding to the playback environment. The playback device may then apply the audio processing algorithm while playing back further audio content, resulting in audio playback that is calibrated to the playback environment.

As indicated above, the examples involve calibrating a playback device based on representative spectral characteristic data. In one aspect, a method is provided. The method involves maintaining, by a computing device, a database of representative spectral characteristics and receiving, by the computing device, particular spectral data associated with a particular playback environment corresponding to the particular playback device. The method also involves, based on the particular spectral data, identifying one of the representative spectral characteristics from the database that substantially matches the particular spectral data and identifying, in the database, an audio processing algorithm based on a) the identified representative spectral characteristic and b) at least one characteristic of the particular playback device. Further, the method also involves transmitting, to the particular playback device, data indicating the identified audio processing algorithm.

In another aspect, a computing device is provided. The device includes a processor, a non-transitory computer readable medium, and program instructions stored on the non-transitory computer readable medium that, when executed by the processor, cause the computing device to perform functions. The functions include maintaining a database of representative spectral characteristics and receiving particular spectral data associated with a particular playback environment corresponding to a particular playback device. The functions also include, based on the particular spectral data, identifying one of the representative spectral characteristics from the database that substantially matches the particular spectral data and identifying, in the database, an audio processing algorithm based on a) the identified representative spectral characteristic and b) at least one characteristic of the particular playback device. Further, the functions include transmitting, to the particular playback device, data indicating the identified audio processing algorithm.

In yet another aspect, a playback device is provided. The device includes a processor, a microphone, a non-transitory computer readable medium, and program instructions stored on the non-transitory computer readable medium that, when executed by the processor, cause the playback device to perform functions. The functions include playing back first audio content in a playback environment and recording, via the microphone, at least a portion of the played back first audio content. The functions also include transmitting the recorded audio content to a computing device and receiving, from the computing device, data indicating an audio processing algorithm corresponding to the playback environment. Further, the functions include applying the audio processing algorithm while playing back second audio content in the playback environment.

It will be understood by one of ordinary skill in the art that this disclosure includes numerous other embodiments. It will be understood by one of ordinary skill in the art that this disclosure includes numerous other examples. While some examples described herein may refer to functions performed by given actors such as "users" and/or other entities, it should be understood that this description is for purposes of explanation only. The claims should not be interpreted to



require action by any such example actor unless explicitly required by the language of the claims themselves.

While some examples described herein may refer to functions performed by given actors such as “users” and/or other entities, it should be understood that this is for purposes of explanation only. The claims should not be interpreted to require action by any such example actor unless explicitly required by the language of the claims themselves.

## II. Example Operating Environment

FIG. 1 shows an example configuration of a media playback system 100 in which one or more embodiments disclosed herein may be practiced or implemented. The media playback system 100 as shown is associated with an example home environment having several rooms and spaces, such as for example, a master bedroom, an office, a dining room, and a living room. As shown in the example of FIG. 1, the media playback system 100 includes playback devices 102-124, control devices 126 and 128, and a wired or wireless network router 130.

Further discussions relating to the different components of the example media playback system 100 and how the different components may interact to provide a user with a media experience may be found in the following sections. While discussions herein may generally refer to the example media playback system 100, technologies described herein are not limited to applications within, among other things, the home environment as shown in FIG. 1. For instance, the technologies described herein may be useful in environments where multi-zone audio may be desired, such as, for example, a commercial setting like a restaurant, mall or airport, a vehicle like a sports utility vehicle (SUV), bus or car, a ship or boat, an airplane, and so on.

### a. Example Playback Devices

FIG. 2 shows a functional block diagram of an example playback device 200 that may be configured to be one or more of the playback devices 102-124 of the media playback system 100 of FIG. 1. The playback device 200 may include a processor 202, software components 204, memory 206, audio processing components 208, audio amplifier(s) 210, speaker(s) 212, and a network interface 214 including wireless interface(s) 216 and wired interface(s) 218. In one case, the playback device 200 might not include the speaker(s) 212, but rather a speaker interface for connecting the playback device 200 to external speakers. In another case, the playback device 200 may include neither the speaker(s) 212 nor the audio amplifier(s) 210, but rather an audio interface for connecting the playback device 200 to an external audio amplifier or audio-visual receiver.

In one example, the processor 202 may be a clock-driven computing component configured to process input data according to instructions stored in the memory 206. The memory 206 may be a tangible computer-readable medium configured to store instructions executable by the processor 202. For instance, the memory 206 may be data storage that can be loaded with one or more of the software components 204 executable by the processor 202 to achieve certain functions. In one example, the functions may involve the playback device 200 retrieving audio data from an audio source or another playback device. In another example, the functions may involve the playback device 200 sending audio data to another device or playback device on a network. In yet another example, the functions may involve

pairing of the playback device 200 with one or more playback devices to create a multi-channel audio environment.

Certain functions may involve the playback device 200 synchronizing playback of audio content with one or more other playback devices. During synchronous playback, a listener will preferably not be able to perceive time-delay differences between playback of the audio content by the playback device 200 and the one or more other playback devices. U.S. Pat. No. 8,234,395 entitled, “System and method for synchronizing operations among a plurality of independently clocked digital data processing devices,” which is hereby incorporated by reference, provides in more detail some examples for audio playback synchronization among playback devices.

The memory 206 may further be configured to store data associated with the playback device 200, such as one or more zones and/or zone groups the playback device 200 is a part of, audio sources accessible by the playback device 200, or a playback queue that the playback device 200 (or some other playback device) may be associated with. The data may be stored as one or more state variables that are periodically updated and used to describe the state of the playback device 200. The memory 206 may also include the data associated with the state of the other devices of the media system, and shared from time to time among the devices so that one or more of the devices have the most recent data associated with the system. Other embodiments are also possible.

The audio processing components 208 may include one or more digital-to-analog converters (DAC), an audio preprocessing component, an audio enhancement component or a digital signal processor (DSP), and so on. In one embodiment, one or more of the audio processing components 208 may be a subcomponent of the processor 202. In one example, audio content may be processed and/or intentionally altered by the audio processing components 208 to produce audio signals. The produced audio signals may then be provided to the audio amplifier(s) 210 for amplification and playback through speaker(s) 212. Particularly, the audio amplifier(s) 210 may include devices configured to amplify audio signals to a level for driving one or more of the speakers 212. The speaker(s) 212 may include an individual transducer (e.g., a “driver”) or a complete speaker system involving an enclosure with one or more drivers. A particular driver of the speaker(s) 212 may include, for example, a subwoofer (e.g., for low frequencies), a mid-range driver (e.g., for middle frequencies), and/or a tweeter (e.g., for high frequencies). In some cases, each transducer in the one or more speakers 212 may be driven by an individual corresponding audio amplifier of the audio amplifier(s) 210. In addition to producing analog signals for playback by the playback device 200, the audio processing components 208 may be configured to process audio content to be sent to one or more other playback devices for playback.

Audio content to be processed and/or played back by the playback device 200 may be received from an external source, such as via an audio line-in input connection (e.g., an auto-detecting 3.5 mm audio line-in connection) or the network interface 214.

The network interface 214 may be configured to facilitate a data flow between the playback device 200 and one or more other devices on a data network. As such, the playback device 200 may be configured to receive audio content over the data network from one or more other playback devices in communication with the playback device 200, network devices within a local area network, or audio content sources



over a wide area network such as the Internet. In one example, the audio content and other signals transmitted and received by the playback device **200** may be transmitted in the form of digital packet data containing an Internet Protocol (IP)-based source address and IP-based destination addresses. In such a case, the network interface **214** may be configured to parse the digital packet data such that the data destined for the playback device **200** is properly received and processed by the playback device **200**.

As shown, the network interface **214** may include wireless interface(s) **216** and wired interface(s) **218**. The wireless interface(s) **216** may provide network interface functions for the playback device **200** to wirelessly communicate with other devices (e.g., other playback device(s), speaker(s), receiver(s), network device(s), control device(s) within a data network the playback device **200** is associated with) in accordance with a communication protocol (e.g., any wireless standard including IEEE 802.11a, 802.11b, 802.11g, 802.11n, 802.11ac, 802.15, 4G mobile communication standard, and so on). The wired interface(s) **218** may provide network interface functions for the playback device **200** to communicate over a wired connection with other devices in accordance with a communication protocol (e.g., IEEE 802.3). While the network interface **214** shown in FIG. 2 includes both wireless interface(s) **216** and wired interface(s) **218**, the network interface **214** may in some embodiments include only wireless interface(s) or only wired interface(s).

The playback device **200** may also include one or more microphones **220**. The microphone(s) **220** may be used to detect audio data in proximity to the playback device **200**, such as voice commands for controlling the playback device **200**. Further, the microphone(s) **220** may be used to capture and record audio playback data from the playback device **200**, or from one or more other playback devices in proximity to the playback device **200**, during a calibration procedure. Other examples and other uses for the microphone(s) **220** are also possible.

In one example, the playback device **200** and one other playback device may be paired to play two separate audio components of audio content. For instance, playback device **200** may be configured to play a left channel audio component, while the other playback device may be configured to play a right channel audio component, thereby producing or enhancing a stereo effect of the audio content. The paired playback devices (also referred to as “bonded playback devices”) may further play audio content in synchrony with other playback devices.

In another example, the playback device **200** may be sonically consolidated with one or more other playback devices to form a single, consolidated playback device. A consolidated playback device may be configured to process and reproduce sound differently than an unconsolidated playback device or playback devices that are paired, because a consolidated playback device may have additional speaker drivers through which audio content may be rendered. For instance, if the playback device **200** is a playback device designed to render low frequency range audio content (i.e. a subwoofer), the playback device **200** may be consolidated with a playback device designed to render full frequency range audio content. In such a case, the full frequency range playback device, when consolidated with the low frequency playback device **200**, may be configured to render only the mid and high frequency components of audio content, while the low frequency range playback device **200** renders the low frequency component of the audio content. The con-

solidated playback device may further be paired with a single playback device or yet another consolidated playback device.

By way of illustration, SONOS, Inc. presently offers (or has offered) for sale certain playback devices including a “PLAY:1,” “PLAY:3,” “PLAY:5,” “PLAYBAR,” “CONNECT:AMP,” “CONNECT,” and “SUB.” Any other past, present, and/or future playback devices may additionally or alternatively be used to implement the playback devices of example embodiments disclosed herein. Additionally, it is understood that a playback device is not limited to the example illustrated in FIG. 2 or to the SONOS product offerings. For example, a playback device may include a wired or wireless headphone. In another example, a playback device may include or interact with a docking station for personal mobile media playback devices. In yet another example, a playback device may be integral to another device or component such as a television, a lighting fixture, or some other device for indoor or outdoor use.

#### b. Example Playback Zone Configurations

Referring back to the media playback system **100** of FIG. 1, the environment may have one or more playback zones, each with one or more playback devices. The media playback system **100** may be established with one or more playback zones, after which one or more zones may be added, or removed to arrive at the example configuration shown in FIG. 1. Each zone may be given a name according to a different room or space such as an office, bathroom, master bedroom, bedroom, kitchen, dining room, living room, and/or balcony. In one case, a single playback zone may include multiple rooms or spaces. In another case, a single room or space may include multiple playback zones.

As shown in FIG. 1, the balcony, dining room, kitchen, bathroom, office, and bedroom zones each have one playback device, while the living room and master bedroom zones each have multiple playback devices. In the living room zone, playback devices **104**, **106**, **108**, and **110** may be configured to play audio content in synchrony as individual playback devices, as one or more bonded playback devices, as one or more consolidated playback devices, or any combination thereof. Similarly, in the case of the master bedroom, playback devices **122** and **124** may be configured to play audio content in synchrony as individual playback devices, as a bonded playback device, or as a consolidated playback device.

In one example, one or more playback zones in the environment of FIG. 1 may each be playing different audio content. For instance, the user may be grilling in the balcony zone and listening to hip hop music being played by the playback device **102** while another user may be preparing food in the kitchen zone and listening to classical music being played by the playback device **114**. In another example, a playback zone may play the same audio content in synchrony with another playback zone. For instance, the user may be in the office zone where the playback device **118** is playing the same rock music that is being playing by playback device **102** in the balcony zone. In such a case, playback devices **102** and **118** may be playing the rock music in synchrony such that the user may seamlessly (or at least substantially seamlessly) enjoy the audio content that is being played out-loud while moving between different playback zones. Synchronization among playback zones may be achieved in a manner similar to that of synchronization among playback devices, as described in previously referenced U.S. Pat. No. 8,234,395.



As suggested above, the zone configurations of the media playback system **100** may be dynamically modified, and in some embodiments, the media playback system **100** supports numerous configurations. For instance, if a user physically moves one or more playback devices to or from a zone, the media playback system **100** may be reconfigured to accommodate the change(s). For instance, if the user physically moves the playback device **102** from the balcony zone to the office zone, the office zone may now include both the playback device **118** and the playback device **102**. The playback device **102** may be paired or grouped with the office zone and/or renamed if so desired via a control device such as the control devices **126** and **128**. On the other hand, if the one or more playback devices are moved to a particular area in the home environment that is not already a playback zone, a new playback zone may be created for the particular area.

Further, different playback zones of the media playback system **100** may be dynamically combined into zone groups or split up into individual playback zones. For instance, the dining room zone and the kitchen zone **114** may be combined into a zone group for a dinner party such that playback devices **112** and **114** may render audio content in synchrony. On the other hand, the living room zone may be split into a television zone including playback device **104**, and a listening zone including playback devices **106**, **108**, and **110**, if the user wishes to listen to music in the living room space while another user wishes to watch television.

### c. Example Control Devices

FIG. **3** shows a functional block diagram of an example control device **300** that may be configured to be one or both of the control devices **126** and **128** of the media playback system **100**. As shown, the control device **300** may include a processor **302**, memory **304**, a network interface **306**, and a user interface **308**. In one example, the control device **300** may be a dedicated controller for the media playback system **100**. In another example, the control device **300** may be a network device on which media playback system controller application software may be installed, such as for example, an iPhone™, iPad™ or any other smart phone, tablet or network device (e.g., a networked computer such as a PC or Mac™).

The processor **302** may be configured to perform functions relevant to facilitating user access, control, and configuration of the media playback system **100**. The memory **304** may be configured to store instructions executable by the processor **302** to perform those functions. The memory **304** may also be configured to store the media playback system controller application software and other data associated with the media playback system **100** and the user.

In one example, the network interface **306** may be based on an industry standard (e.g., infrared, radio, wired standards including IEEE 802.3, wireless standards including IEEE 802.11a, 802.11b, 802.11g, 802.11n, 802.11ac, 802.15, 4G mobile communication standard, and so on). The network interface **306** may provide a means for the control device **300** to communicate with other devices in the media playback system **100**. In one example, data and information (e.g., such as a state variable) may be communicated between control device **300** and other devices via the network interface **306**. For instance, playback zone and zone group configurations in the media playback system **100** may be received by the control device **300** from a playback device or another network device, or transmitted by the control device **300** to another playback device or network

device via the network interface **306**. In some cases, the other network device may be another control device.

Playback device control commands such as volume control and audio playback control may also be communicated from the control device **300** to a playback device via the network interface **306**. As suggested above, changes to configurations of the media playback system **100** may also be performed by a user using the control device **300**. The configuration changes may include adding/removing one or more playback devices to/from a zone, adding/removing one or more zones to/from a zone group, forming a bonded or consolidated player, separating one or more playback devices from a bonded or consolidated player, among others. Accordingly, the control device **300** may sometimes be referred to as a controller, whether the control device **300** is a dedicated controller or a network device on which media playback system controller application software is installed.

The control device **300** may also include one or more microphones **310**. The microphone(s) **310** may be used to detect audio data in proximity to the control device **300**, such as voice commands for controlling the control device **300**. Further, the microphone(s) **310** may be used to capture and record audio playback data from a playback device, such as the playback device **200** shown in FIG. **2**, during a calibration procedure of a playback device **200**. Other examples and other uses for the microphone(s) **310** are also possible.

The user interface **308** of the control device **300** may be configured to facilitate user access and control of the media playback system **100**, by providing a controller interface such as the controller interface **400** shown in FIG. **4**. The controller interface **400** includes a playback control region **410**, a playback zone region **420**, a playback status region **430**, a playback queue region **440**, and an audio content sources region **450**. The user interface **400** as shown is just one example of a user interface that may be provided on a network device such as the control device **300** of FIG. **3** (and/or the control devices **126** and **128** of FIG. **1**) and accessed by users to control a media playback system such as the media playback system **100**. Other user interfaces of varying formats, styles, and interactive sequences may alternatively be implemented on one or more network devices to provide comparable control access to a media playback system.

The playback control region **410** may include selectable (e.g., by way of touch or by using a cursor) icons to cause playback devices in a selected playback zone or zone group to play or pause, fast forward, rewind, skip to next, skip to previous, enter/exit shuffle mode, enter/exit repeat mode, enter/exit cross fade mode. The playback control region **410** may also include selectable icons to modify equalization settings, and playback volume, among other possibilities.

The playback zone region **420** may include representations of playback zones within the media playback system **100**. In some embodiments, the graphical representations of playback zones may be selectable to bring up additional selectable icons to manage or configure the playback zones in the media playback system, such as a creation of bonded zones, creation of zone groups, separation of zone groups, and renaming of zone groups, among other possibilities.

For example, as shown, a “group” icon may be provided within each of the graphical representations of playback zones. The “group” icon provided within a graphical representation of a particular zone may be selectable to bring up options to select one or more other zones in the media playback system to be grouped with the particular zone. Once grouped, playback devices in the zones that have been



grouped with the particular zone will be configured to play audio content in synchrony with the playback device(s) in the particular zone. Analogously, a “group” icon may be provided within a graphical representation of a zone group. In this case, the “group” icon may be selectable to bring up options to deselect one or more zones in the zone group to be removed from the zone group. Other interactions and implementations for grouping and ungrouping zones via a user interface such as the user interface **400** are also possible. The representations of playback zones in the playback zone region **420** may be dynamically updated as playback zone or zone group configurations are modified.

The playback status region **430** may include graphical representations of audio content that is presently being played, previously played, or scheduled to play next in the selected playback zone or zone group. The selected playback zone or zone group may be visually distinguished on the user interface, such as within the playback zone region **420** and/or the playback status region **430**. The graphical representations may include track title, artist name, album name, album year, track length, and other relevant information that may be useful for the user to know when controlling the media playback system via the user interface **400**.

The playback queue region **440** may include graphical representations of audio content in a playback queue associated with the selected playback zone or zone group. In some embodiments, each playback zone or zone group may be associated with a playback queue containing information corresponding to zero or more audio items for playback by the playback zone or zone group. For instance, each audio item in the playback queue may comprise a uniform resource identifier (URI), a uniform resource locator (URL) or some other identifier that may be used by a playback device in the playback zone or zone group to find and/or retrieve the audio item from a local audio content source or a networked audio content source, possibly for playback by the playback device.

In one example, a playlist may be added to a playback queue, in which case information corresponding to each audio item in the playlist may be added to the playback queue. In another example, audio items in a playback queue may be saved as a playlist. In a further example, a playback queue may be empty, or populated but “not in use” when the playback zone or zone group is playing continuously streaming audio content, such as Internet radio that may continue to play until otherwise stopped, rather than discrete audio items that have playback durations. In an alternative embodiment, a playback queue can include Internet radio and/or other streaming audio content items and be “in use” when the playback zone or zone group is playing those items. Other examples are also possible.

When playback zones or zone groups are “grouped” or “ungrouped,” playback queues associated with the affected playback zones or zone groups may be cleared or re-associated. For example, if a first playback zone including a first playback queue is grouped with a second playback zone including a second playback queue, the established zone group may have an associated playback queue that is initially empty, that contains audio items from the first playback queue (such as if the second playback zone was added to the first playback zone), that contains audio items from the second playback queue (such as if the first playback zone was added to the second playback zone), or a combination of audio items from both the first and second playback queues. Subsequently, if the established zone group is ungrouped, the resulting first playback zone may be re-associated with the previous first playback queue, or be

associated with a new playback queue that is empty or contains audio items from the playback queue associated with the established zone group before the established zone group was ungrouped. Similarly, the resulting second playback zone may be re-associated with the previous second playback queue, or be associated with a new playback queue that is empty, or contains audio items from the playback queue associated with the established zone group before the established zone group was ungrouped. Other examples are also possible.

Referring back to the user interface **400** of FIG. **4**, the graphical representations of audio content in the playback queue region **440** may include track titles, artist names, track lengths, and other relevant information associated with the audio content in the playback queue. In one example, graphical representations of audio content may be selectable to bring up additional selectable icons to manage and/or manipulate the playback queue and/or audio content represented in the playback queue. For instance, a represented audio content may be removed from the playback queue, moved to a different position within the playback queue, or selected to be played immediately, or after any currently playing audio content, among other possibilities. A playback queue associated with a playback zone or zone group may be stored in a memory on one or more playback devices in the playback zone or zone group, on a playback device that is not in the playback zone or zone group, and/or some other designated device.

The audio content sources region **450** may include graphical representations of selectable audio content sources from which audio content may be retrieved and played by the selected playback zone or zone group. Discussions pertaining to audio content sources may be found in the following section.

#### d. Example Audio Content Sources

As indicated previously, one or more playback devices in a zone or zone group may be configured to retrieve for playback audio content (e.g. according to a corresponding URI or URL for the audio content) from a variety of available audio content sources. In one example, audio content may be retrieved by a playback device directly from a corresponding audio content source (e.g., a line-in connection). In another example, audio content may be provided to a playback device over a network via one or more other playback devices or network devices.

Example audio content sources may include a memory of one or more playback devices in a media playback system such as the media playback system **100** of FIG. **1**, local music libraries on one or more network devices (such as a control device, a network-enabled personal computer, or a networked-attached storage (NAS), for example), streaming audio services providing audio content via the Internet (e.g., the cloud), or audio sources connected to the media playback system via a line-in input connection on a playback device or network device, among other possibilities.

In some embodiments, audio content sources may be regularly added or removed from a media playback system such as the media playback system **100** of FIG. **1**. In one example, an indexing of audio items may be performed whenever one or more audio content sources are added, removed or updated. Indexing of audio items may involve scanning for identifiable audio items in all folders/directory shared over a network accessible by playback devices in the media playback system, and generating or updating an audio content database containing metadata (e.g., title, artist,



album, track length, among others) and other associated information, such as a URI or URL for each identifiable audio item found. Other examples for managing and maintaining audio content sources may also be possible.

The above discussions relating to playback devices, controller devices, playback zone configurations, and media content sources provide only some examples of operating environments within which functions and methods described below may be implemented. Other operating environments and configurations of media playback systems, playback devices, and network devices not explicitly described herein may also be applicable and suitable for implementation of the functions and methods.

### III. Playback Device Calibration

As further discussed in the related application Ser. Nos. 14/481,505, 14/481,511, and 14/805,140, which are incorporated herein by reference, an example calibration of a playback device in a playback environment may generally involve the playback device playing back a first audio signal, which is detected and recorded by a microphone as a second audio signal. For instance, the playback device may be the playback device **200** shown in FIG. 2, and the microphone **310** may be part of a control device **300**, such as a smartphone. In other examples, the microphone may be the microphone **220** of the playback device **200**, or of another playback device, among other possibilities.

The first audio signal may be a test or calibration tone having a particular spectral profile. Different test tones may be stored and used based on the particular configuration of the playback device **200**, an anticipated genre of music to be played, the particular characteristics of the playback environment (e.g., room size), etc. After detecting the second audio signal, the control device **300** may, in some examples, send data indicating the second audio signal to a computing device. The computing device may be a server that determines, based on the data indicating the second audio signal, an audio processing algorithm for use by the playback device **200** in the playback environment, which may be transmitted back to the playback device **200**.

The audio processing algorithm determined for the playback device **200** in a given calibration is based on several inputs. First, each calibration of the playback device **200** may generally aim to calibrate the playback device **200** according to a target frequency response curve. The target frequency response curve may correspond to a frequency response that is considered good-sounding, or pleasing to a typical listener. The target frequency response curve may vary based on the model of playback device **200** (e.g., size), the orientation of the playback device **200** (e.g., vertical or horizontal), or other configurations states of the playback device **200** (e.g., bonded with another playback device). The computing device may store target frequency response curves in a database for each potential configuration, or they may be stored on the playback device **200**, the controller device **300**, or more than one of the above.

Further, the microphone that detects the first audio signal, whether it is the microphone **310** on the control device, the microphone **220** on the playback device **200**, or a microphone on another playback device, has its own audio characteristics. For example, the response of microphone **310** may depend on the type and model of control device **300** used. The microphone response curve may also be stored in the database on the computing device, or elsewhere. With this information, the second audio signal that is detected by the microphone **310** may be normalized considering the

known audio characteristics of the microphone **310**. Other known adjustments to the second audio signal may also be applied. For instance, in some cases, the control device **300** may be configured to detect the presence of a protective case, and may obtain from the computing device information regarding the effects of the case on the microphone's audio characteristics. Again, this information may be stored in the database on the computing device. Other possibilities also exist.

Additionally, the second audio signal detected by the microphone **310** will reflect a frequency response corresponding to the playback environment where the playback device is located. Unlike the configuration of the playback device **200**, the target frequency response curve, microphone response curve, and other device-based inputs, which may be generally known, the frequency response of the playback environment may represent an unknown variable in each calibration. For instance, the frequency response of the playback environment may be based on the size of a given room, its construction materials, the furnishings of the room and their location within the room, among other factors. Consequently, it may be determined empirically during the calibration using the microphone **310**.

Based on at least some of the calibration inputs discussed above, the computing device may determine an audio processing algorithm that, when transmitted to and applied by the playback device **200** in the playback environment, will cause audio playback by the playback device **200** to approach or meet the target frequency response curve. More or fewer calibration inputs than those described above may be used. However, to obtain a playback device calibration that is specific to the playback environment, some calibration procedures may require a minimum amount of recorded spectral data from the playback environment for the computing device to determine an accurate response curve for the playback environment. For instance, some calibrations may require 45 seconds of recorded playback of the test tone, which may proceed through a designated series of spectral sweeps. Further, the calibration may require recorded spectral data from multiple locations in the playback environment, necessitating movement of the microphone about the environment by a user, for instance.

FIG. 6 illustrates an example playback environment **600** including a control device **602**, a playback device **604**, and a playback device **606**. The control device **602**, which may be coordinating and/or performing at least a portion of the calibration, may be similar to the control device **300** of FIG. 3. The playback devices **604** and **606** may both be similar to the playback device **200** of FIG. 2, and one or both may be calibrated according to the examples discussed herein. FIG. 6 also illustrates an example path **608** from a first location (a) to a second location (b) within the playback environment **600**, which may represent the movement of the control device **602** during a calibration.

FIG. 6 also shows a computing device **610**, which may collect, store, and transmit the calibration information described herein. The computing device **610** may be a server in communication with a media playback system that includes the playback devices **604** and **606**. The computing device **610** may also be in communication, either directly or indirectly, with the control device **602**. While the discussions below may refer to the playback environment **600** of FIG. 6, it should be appreciated that the playback environment **600** is only one example of a playback environment within which a playback device may be calibrated. Other examples are also possible.



The computing device **610** may receive and store in the database additional information relating to each calibration event. The information may be transmitted by each of the playback devices that is calibrated, whether in playback environment **600** or elsewhere. Additionally or alternatively, the information may be transmitted by a control device involved in the calibration. For instance, a given playback device and/or control device may transmit information regarding the date and time of a given calibration, an identification of the playback device including the make, model, and serial number, which may further indicate the “age” of the playback device (since it was manufactured), the zone configuration of the playback device, such as a grouping or pairing state, the software version of the playback device, the hardware and software version of a given control device. Numerous other examples are also possible.

In addition, the computing device **610** may receive and store results from each calibration in the database. For example, the computing device may store the determined response curve for each playback environment in which a playback device is calibrated, including more specific information such as the approximate room size or the proximity of an obstructive object to the playback device, which may be detected by the microphone. Further, the computing device **610** may receive and store the audio processing algorithm that is implemented by each playback device as a result of each calibration. For instance, the computing device **610** may receive and store the specific filter coefficients that are applied by each playback device. As another example, the computing device **610** may receive and store a difference metric for each calibration, which may include an indication of how significantly the sound calibration of the playback device changed as a result of the calibration. The computing device **610** may also receive and store information regarding failed calibration attempts, including the reason for the failure, if known. Other examples are also possible.

In some embodiments, the computing device **610** may be a server that is maintained and operated by the company that sells the playback devices being calibrated, such as SONOS, Inc. Alternatively, a third party may maintain and operate the server on behalf of the playback device company. In other examples, a company may employ the methods described herein across multiple different types of speaker systems, which may include playback devices that are made and sold by various different companies. For example, the server might be operated by an audio content provider, or audio content curating service, among other possibilities.

The calibration information discussed above may be provided to the computing device **610** in a variety of ways. For example, the calibration data may be transmitted to the server directly in real time, during or immediately following each calibration that takes place. However, if there are a relatively large number of calibrations across many devices, this may create bandwidth issues at the computing device **610**. Therefore, each playback device may locally store and update a calibration file containing the data discussed above. The calibration file may then be periodically requested (“pulled”) by the computing device **610**, perhaps as part of a playback device diagnostic event or a software update. Alternatively, the calibration file may be transmitted (“pushed”) to the computing device **610** by the playback device as part of a diagnostic event or a software update. The calibration file might also be transmitted in response to a manual command, such as a user input. Other examples are also possible.

In addition to receiving and storing the calibration data, the computing device **610**, may also receive and store information from each playback device that is not necessarily related to an individual calibration event. For example, the computing device **610** may receive and store playback device characteristics such as user account(s) data associated with the playback device (e.g., geography, age, gender, etc.), playback history of the playback device and associated data (e.g., listening duration, audio quality, genres, favorites, media sources, etc.) and any manual settings present on the playback device at the time of calibration, such as a manually adjusted equalization (EQ). Other possibilities also exist.

In some embodiments, a calibration check may be performed on a given playback device. For example, each playback device has a target frequency response curve representing how audio content should sound when played in the particular environment by the playback device, once calibrated. Thus, it may be possible to perform a coarse check to determine whether the current calibration of the playback device is within a certain margin of error of the target frequency response curve. For example, the coarse check may include recording audio content from a calibration tone that is simplified in its content, duration, or both. Alternatively, recorded playback of media content may be used for the coarse check. If the current calibration is not within the margin of error, which may be, for example, 10 percent, it may indicate that a calibration should be performed. The user may then be prompted to calibrate the playback device via the interface **308** of the control device **300**. In some examples, periodic calibration checks may be performed on a given playback device, such as once per month.

Further, the computing device **610** may receive and store data that may indicate a level of listener satisfaction with each calibration. For instance, if two calibrations for the same device occur in relatively close proximity to each other, with few other variables changing, it may indicate that the listener was dissatisfied with the first calibration. As another example, the computing device may receive an indication that the audio response of the playback device has been manually adjusted following a calibration, which may again indicate that the calibration did not meet the listener’s expectations.

On the other hand, the computing device **610** may receive data indicating an increase playback activity following a calibration. This may indicate increased listener satisfaction with the calibration. Further, if the computing device **610** does not receive any recalibration data, nor any data indicating a manual EQ change, it may imply that the user was satisfied. As another example, a simple survey inquiring whether the listener was satisfied with the calibration, or noticed an improvement, may be provided via an interface of the control device **602**. Other measures for determining listener satisfaction with a given calibration also exist.

Finally, although the examples described herein may primarily involve the computing device **610** acting as a centralized server receiving and storing calibration information from numerous playback devices across numerous playback environments, it should be understood that the collection, storage, and transmission of calibration information discussed in all of the examples herein may be carried out within a single playback system, by one or more of the playback devices and controllers of the individual system, either temporarily or for an extended period of time. For example, calibration data may be aggregated for all playback device calibrations within a single playback system, and



may be stored among one or more of the playback devices or other devices within the playback system. The aggregated calibration data may then be transmitted to another computing device in communication with multiple playback systems. Other examples are also possible.

a. Playback Device Calibration Based on Representative Spectral Characteristics

As noted above, examples discussed herein involve calibrating a playback device within a playback environment based on representative spectral characteristics. Utilizing representative spectral characteristics may facilitate a playback device calibration process that is, for instance, shorter in duration. Other benefits are also possible.

Methods **500** and **900** shown in FIGS. **5** and **9** present embodiments of methods that can be implemented within an operating environment involving, for example, the media playback system **100** of FIG. **1**, one or more of the playback device **200** of FIG. **2**, and one or more of the control device **300** of FIG. **3**. Methods **500** and **900** may include one or more operations, functions, or actions as illustrated by one or more of blocks **502-510** and **902-910**. Although the blocks are illustrated in sequential order, these blocks may also be performed in parallel, and/or in a different order than those described herein. Also, the various blocks may be combined into fewer blocks, divided into additional blocks, and/or removed based upon the desired implementation.

In addition, for the methods **500**, **900**, and other processes and methods disclosed herein, the flowchart shows functionality and operation of one possible implementation of present embodiments. In this regard, each block may represent a module, a segment, or a portion of program code, which includes one or more instructions executable by a processor for implementing specific logical functions or steps in the process. The program code may be stored on any type of computer readable medium, for example, such as a storage device including a disk or hard drive. The computer readable medium may include non-transitory computer readable medium, for example, such as computer-readable media that stores data for short periods of time like register memory, processor cache and Random Access Memory (RAM). The computer readable medium may also include non-transitory media, such as secondary or persistent long term storage, like read only memory (ROM), optical or magnetic disks, compact-disc read only memory (CD-ROM), for example. The computer readable media may also be any other volatile or non-volatile storage systems. The computer readable medium may be considered a computer readable storage medium, for example, or a tangible storage device. In addition, for the methods **500**, **900** and other processes and methods disclosed herein, each block in FIGS. **5** and **9** may represent circuitry that is wired to perform the specific logical functions in the process.

At block **502** of the method **500**, a computing device may maintain a database of representative spectral characteristics. The representative spectral characteristics may be based on a plurality of spectral data corresponding to the plurality of playback environments. For instance, the computing device may be the computing device **610** shown in FIG. **6**, which may act as a central server in communication with the plurality of playback devices.

FIG. **7** shows another example of the computing device according to some of the examples discussed herein. In FIG. **7**, the computing device is shown as the computing device **701**, in communication with a particular playback device **702**, which is to be calibrated in a particular playback

environment **703**. The particular playback device **702** may be similar to the playback device **200** shown in FIG. **2**, as well as the playback devices **604** and **606** shown in FIG. **6**. FIG. **7** also shows a plurality of playback devices **704a**, **704b**, and **704c**, located respectively within different playback environments **705a**, **705b**, and **705c**. Each of these playback devices may also be similar to the playback device **200** shown in FIG. **2**.

The computing device **701** may receive a plurality of spectral data corresponding to the plurality of playback environments **705a**, **705b**, and **705c**. The received spectral data may be the result of individual calibrations of the playback devices **704a**, **704b**, and **705c**, in response to which the computing device **701** may have determined an audio processing algorithm for use by each playback device. In each case, the received spectral data may indicate the response curve for the respective playback environment in which each respective playback device was calibrated. Further, the computing device **701** may store the received spectral data, as well as the determined audio processing algorithm, for each calibration.

The spectral data received from each of the plurality of playback devices **704a**, **704b**, and **704c** may be recorded audio playback data. For instance, a given playback device may play a pre-determined calibration tone during its calibration event. The calibration tone may be recorded by a microphone **310** of an associated control device **300**, a microphone **220** of the given playback device, or another microphone, and then transmitted to the computing device **701**. Additionally or alternatively, the recorded audio playback data may include recorded audio playback of media content. For example, a microphone as discussed above may, during the normal course of media content playback by the given playback device, record the media content playback and then transmit the recorded audio playback data to the computing device **701**. Other examples are also possible.

In some instances, each recorded audio playback data in the plurality of recorded audio playback data may have the same duration. In other words, each calibration event, across all of the playback devices in the plurality of playback devices, may include the playback and recording of audio data having the same duration. The duration may be, for example, 45 seconds, although other durations are also possible.

Moreover, the plurality of playback devices shown in FIG. **7** may represent far more playback devices than the three depicted. In some cases, the computing device **701** may receive spectral data corresponding to hundreds of thousands, perhaps even millions, of playback devices located in different playback environments around the world. Based on spectral data received from this relatively large sample of playback environments, the computing device **701** may determine a finite number of representative spectral characteristics that may simplify the scope of possible results for a given calibration, and thus may simplify the calibration process.

For example, in some cases, the computing device **701** may determine that the response curves for all of the calibrated playback environments may be grouped, mathematically, into a finite number of representative response curves. For instance, the computing device **701** may determine that there are 50 representative response curves that capture all, or nearly all, of the received spectral data within a 5% confidence margin. In some cases, extreme outliers may be ignored. As additional examples, the computing device **701** may determine 12 representative response curves, or perhaps **100**. As noted above, this finite number



of representative spectral characteristics may be used in some future calibrations. The total number of representative spectral characteristics may depend on a combination of the overall distribution of the received spectral data, the level of accuracy desired, among other factors.

As another example, the representative spectral characteristics may be determined based on other data, as an alternative to or in addition to a strictly mathematical analysis. For instance, the representative spectral characteristics may be determined based, in part, on an indication within the data set that, for a given set of the received spectral data, a similar audio processing algorithm applied by each respective playback device tends to provide a similar level of listener satisfaction with the calibration. Listener satisfaction with a given calibration may be determined or approximated as noted above. Other bases for determining the representative spectral data also exist.

Other characteristics corresponding to each playback device **704a**, **704b**, and **705c** may be collected for each calibration as well, in addition to the received spectral data. For example, each calibration may be associated with a given model number, serial number, and/or software version of the calibrated playback device, or of a control device **300** that may be involved in the calibration. The playback device characteristics may also include manual settings of the playback device at the time of calibration, such as a zone configuration or a manually adjusted EQ. The computing device **701** may also store the results of each calibration as well, including the determined response curve for each playback environment and the determined audio processing algorithm. Other examples are also possible.

These additional playback device characteristics may also inform the determination of the representative spectral characteristics as well. For instance, each playback device that is calibrated may have an audio characteristic that is generally known, based on the model of the playback device. The same may be true for the microphones used in the calibration process, whether in a control device or in the playback device. Based on this data, the computing device **701** may normalize the received spectral data from each calibration to be independent of the model of playback device or control device involved in the calibration.

FIG. **8** illustrates a portion of an example database **800** maintained by the computing device **701**, within which the representative spectral characteristics discussed above may be stored. As shown, the portion of the database **800** may include a plurality of entries **801a**, **801b**, **801c**, and **801d** each representing one of the determined representative spectral characteristics. The representative spectral characteristics may be stored in the database **800** as mathematical representations  $h_{room}^{-1}(t)-1$ ,  $h_{room}^{-1}(t)-2$ ,  $h_{room}^{-1}(t)-3$ , and  $h_{room}^{-1}(t)-4$ , each describing the spectral characteristic of a representative playback environment.

Further, the portion of the database **800** contains a second column containing entries **802a**, **802b**, **802c**, and **802d**, each representing a playback device characteristic. In the example shown in FIG. **8**, the playback device characteristic is a device model, in this case a “PLAY: 3” model playback device for each entry. The plurality of entries **802a**, **802b**, **802c**, and **802d** correspond, respectively, to the entries **801a**, **801b**, **801c**, and **801d**. Other device models are also possible. Moreover, different playback device characteristics, such as zone configuration, for example, are also possible in the second column of the database **800**. In each case, the playback device characteristic used may result in different corresponding entries in further columns of the database **800**.

For example, a third column in the portion of the example database **800** contains a series of entries **803a**, **803b**, **803c**, and **803d**. Each entry in the third column contains coefficients for an audio processing algorithm determined based on the corresponding representative spectral characteristic and the playback device characteristic in the first two columns. For example, the determined representative spectral characteristic **801a**, in conjunction with the playback device characteristic **802a**, i.e., a “PLAY: 3” model device, may correspond to an audio processing algorithm **803a** represented by coefficients  $w_1$ ,  $x_1$ ,  $y_1$ , and  $z_1$ , and so on for the additional rows in the database **800**.

The portion of the database **800** shown in FIG. **8** represents only one example of a database of representative spectral characteristics that the computing device **701** may populate and maintain. In some instances, more than one playback device characteristic may be used, such as device model and zone configuration, in the determination of the audio processing algorithms. Further, the representative spectral characteristics may be stored in a different format or mathematical state (i.e., inverse vs. non-inverse functions). In another example, the audio processing algorithms may be stored as functions and/or equalization functions. Other examples are also possible.

Whatever its format and content, the database **800** of representative spectral characteristics may be used to simplify a calibration procedure for a particular playback device located in a particular playback environment. Returning to FIG. **6**, the particular playback device may be, for instance, the playback device **604**, which may be similar to the playback device **200** shown in FIG. **2**. Further, the particular playback environment may be the playback environment **600** shown in FIG. **6**.

At block **504** of the method **500**, the computing device **610** may receive particular spectral data associated with the particular playback environment **600**, corresponding to the particular playback device **604**. For example, the control device **602** shown in FIG. **6** may initiate a calibration procedure, and the playback device **604** may begin playback of a predetermined calibration tone that is recorded by a microphone of the control device **602**. Thus, the particular spectral data may include recorded audio playback data. The particular spectral data may additionally or alternatively include recorded audio playback of media content, as discussed above.

As noted above, a goal of capturing audio playback by a playback device during calibration is to determine the spectral characteristic of the playback environment in question. The calibration of the particular playback device **604** in the present example has, by virtue of the database **800**, a finite number of known representative spectral characteristics as a potential result. Consequently, the computing device **610** may be able to identify one of the representative spectral characteristics based on relatively less spectral data than some other calibration procedures, which may involve empirically determining the spectral characteristic of a given playback environment “from scratch.”

Accordingly, at block **506**, based on the particular spectral data, the computing device **610** may identify one of the representative spectral characteristics from the database **800** that substantially matches the particular spectral data. For instance, the computing device **610** may mathematically determine the best fit for the particular spectral data among the representative spectral characteristics. This may represent a relatively high probability that the particular playback environment **600** corresponds to the identified representative spectral characteristic.



The requirement for less particular spectral data in the calibration of particular playback device **604** may lead to simplification of the calibration process in multiple ways. For instance, as noted above, some calibrations may require 45 seconds of recorded audio playback to determine the spectral characteristic of a given playback environment. However, in the present example, the computing device **610** may require particular spectral data that is shorter in duration. For example, the computing device **610** may be able to identify, with relative accuracy, a representative spectral characteristic that substantially matches the particular playback environment **600** based on only 10 seconds of recorded audio playback from particular playback device **604**.

Further, in some cases, the control device **602** might not record the audio playback from the particular playback device consecutively to obtain the necessary spectral data. For instance, rather than recording 10 consecutive seconds, the control device **602** might record brief snippets of audio playback each time the control device **602** is in a different location in the particular playback environment **600**, and within a predefined range of the particular playback device **604**. These snippets, collectively, may have a relatively short duration, yet they may contain sufficient spectral data for the computing device **610** to identify a representative spectral characteristic.

The particular spectral data may also represent a narrower frequency range than might otherwise be required for to determine a playback environment's audio characteristic. Nonetheless, the computing device **610** may identify, with relative accuracy, one of the representative spectral characteristics in the database **800**. The ability of the computing device **610** to identify a representative spectral characteristic based on a narrower frequency range may allow for the reduced duration of recorded audio playback, as noted above. For example, instead of recording a pre-determined calibration tone for its entire duration, which may include an extensive sampling of frequencies, the control device **602** may record, and the computing device **610** may receive, only a first portion of the calibration tone. The first portion of the calibration tone may include a coarse sampling of frequencies that may provide sufficient spectral data for the computing device **610** to make a relatively accurate identification of a representative spectral characteristic. Accordingly, some calibration tones may be arranged in this way, such that they may be used for either a full duration calibration as discussed above, or a shortened calibration as described in the present example.

In addition, the ability of the computing device **610** to identify a representative spectral characteristic based on less frequency data may facilitate the use of media content to calibrate the particular playback device **604**, rather than a calibration tone. For example, while some media content may not contain the spectral range of a full-duration calibration tone, it may contain sufficient spectral data to allow the computing device **610** to identify a representative spectral characteristic for the particular playback environment **600**, as noted above. In this way, calibration of the particular playback **604** may be performed during the normal course of listening to media content.

Still further, the particular spectral data may include less spatial data than the spectral data obtained in some other calibration procedures. As discussed above with reference to FIG. 6, some calibrations may involve the control device **602** and its associated microphone being moved throughout the playback environment **600**. As shown in FIG. 6, the control device **602** may be moved on the circuitous path **608**

from point (a) to point (b), recording the spectral data at different spatial locations within the playback environment **600**.

In contrast, calibration of the particular playback device **604** in the present example may not require the same degree of spatial sampling. For instance, the control device **602** may be moved on shorter, direct path from point (a) to point (b) while recording the audio playback data. Further, in some examples the control device **602** may not be moved within the particular playback environment **600** at all. Accordingly, this may facilitate a stationary microphone in the particular playback environment **600** capturing audio playback data during the calibration process. Thus, a microphone located on the particular playback device **604**, or perhaps on another playback device, such as the playback device **606**, may be used.

The amount of particular spectral data that is required to identify a substantial match with one of the representative spectral characteristics may be determined in a number of ways. For example, the computing device **610** may determine, based on the known distribution of representative spectral characteristics and a known calibration tone to be used, that a minimum of 10 seconds of particular spectral data is required to identify a matching representative spectral characteristic with 95% accuracy.

In other examples, the control device **602**, or perhaps a playback device within with particular playback environment **600**, may transmit the particular spectral data to the computing device **610** as it is captured during the calibration process. The computing device **610** may then determine, on an ongoing basis, the level of confidence in identifying a representative spectral characteristic that substantially matches the received particular spectral data. When the level of confidence reaches a threshold, such as 95%, the computing device **610** may transmit a message to one or both of the particular playback device **604** and the control device **602** that no more particular spectral data is required, and either the playback or recording, or both, may be discontinued accordingly. Other possibilities also exist.

It is possible that, in some instances, the computing device **610** may determine that the particular spectral data received from the particular playback device **604** does not substantially match any of the representative spectral characteristics in the database **800**. For example, the particular playback environment may not be sufficiently similar to other playback environments in which playback devices have been calibrated, and the data obtained. In this situation, the user may be informed, via the control device, that his or her playback environment is unique. Further, the user may be prompted to initiate a calibration procedure "from scratch" that includes a more complete spectral analysis of the particular playback environment. Other examples are also possible.

At block **508**, the computing device **610** may identify, in the database **800**, an audio processing algorithm based on the identified representative spectral characteristic and at least one characteristic of the particular playback device **604**. For instance, the computing device may identify the representative spectral characteristic  $h_{room}^{-1}(t)-3$ , corresponding to entry **801c** in the database **800**. Further, the computing device **610** may determine that the particular playback device **604** is a "PLAY: 3" model, corresponding to the entry **802c** in the database **800**. Based on this data, the computing device **610** may identify the audio processing algorithm at entry **803c** in the database **800**, represented by the coefficients  $w_3$ ,  $x_3$ ,  $y_3$ , and  $z_3$ .



Other examples are also possible. For instance, the database **800** may include other entries corresponding to representative spectral characteristic  $h_{room}^{-1}(t)-3$  in conjunction with different playback device characteristics, such as an example in which the particular playback device **604** is a different model, such as a "PLAY: 5." This may result in the computing device **610** identifying a different audio processing algorithm within the database **800**. As noted above, multiple playback device characteristics may be used in some cases.

At block **510**, the computing device **610** may transmit, to the particular playback device **604**, data indicating the identified audio processing algorithm. The particular playback device **604** may then apply the identified audio processing algorithm when playing back audio content in the particular playback environment **600**.

In some cases, the computing device **610** may store an indication of the identified audio processing algorithm, which may be associated with the particular playback environment **600**. This may allow the computing device **610** to transmit data indicating the identified audio processing algorithm to a second particular playback device corresponding to the particular playback environment **600**, such as the playback device **606**. In this way, the particular playback environment **600** may be calibrated once for the first particular playback device **604**, and then the resulting audio processing algorithm may be transmitted to the second particular playback device **606** that may be currently located within the particular playback environment **600**. A similar process may be used for a second playback device that may be later added to the particular playback environment **600**.

In some examples, the playback device characteristics of the first and second particular playback devices might not be the same. In this situation, the computing device **610** may, based on the identified representative spectral characteristic and the playback device characteristic of the second particular playback device **606**, update the identified audio processing algorithm and then transmit the updated audio processing algorithm to the second particular playback device **606**. Alternatively, the computing device **610** may identify a different audio processing algorithm from the database **800**. Other examples are also possible.

In another embodiment, the computing device **610** may cause an indication of the identified audio processing algorithm to be stored at the particular playback device **604**. For example, the audio processing coefficients  $w_3$ ,  $x_3$ ,  $y_3$ , and  $z_3$  may be stored in memory on the playback device **604**. This may allow the particular playback device **604** to be moved to another playback environment and perhaps recalibrated, and then moved back to the particular playback environment **600**. In this situation, the particular playback device **604** may apply the previously identified audio processing algorithm stored in its memory, and thus regain its previous calibration to the particular playback environment **600**. Further, the particular playback device **604** may transmit the stored indication of the identified audio processing algorithm to other playback devices located within in the particular playback environment **600**. Other examples are also possible.

#### b. Playback Device Self-Calibration Based on Representative Spectral Characteristics

Combining several of the examples discussed above, an example playback device may perform a self-calibration based on representative spectral characteristics. The playback device may be, for example, the playback device **604**

shown in FIG. 6, which may be similar to the playback device **200** shown in FIG. 2. The playback device **604** may include a processor **202**, a microphone **220**, and a non-transitory computer readable medium, such as memory **206**. The memory **206** may include program instructions stored thereon that, when executed by the processor **202**, cause the playback device **604** to perform functions such as those depicted in the flowchart **900** shown in FIG. 9.

For example, at block **902** of the method **900**, the playback device **604** may play back first audio content in a playback environment, such as the playback environment **600**. The first audio content may include a pre-determined calibration tone. Additionally or alternatively, the first audio content may include the playback of media content, as discussed above. For instance, the first audio content may be audio content that that playback device **604** is already playing, irrespective of any indication that a calibration procedure has been initiated.

At block **904**, the playback device **604** may record, via the microphone **220**, at least a portion of the played back first audio content. At block **906**, the playback device **604** may transmit the recorded audio content to a computing device, such as the computing device **610** shown in FIG. 7. Further, the playback device **604** may also transmit playback device characteristic information to the computing device **610** that corresponds to the playback device **604**.

The playback device characteristic information may include any of the information and data noted above, such as the date and time of a given calibration, the serial number of the playback device **604**, the zone configuration of the playback device **604**, the software version of the playback device **604**, the hardware and software version of a control device **602** associated with the playback device **604**, the user accounts associated with the playback device **604**, playback history and associated data (genres, favorites, etc.) and any manual settings present on the playback device **204** at the time of calibration, such as a manually adjusted EQ. Numerous other examples are also possible.

In some examples, the computing device **610** may receive an indication from the computing device **610** that a particular duration of recorded audio content is to be recorded and transmitted. Alternatively, the playback device **604** may record and transmit recorded audio content to the computing device **610** continuously until it receives an indication from the computing device **610** that no further recorded audio content is required. In response, the playback device **604** may discontinue playback of the first audio content, discontinue recording the played back first audio content, or both.

At block **908**, the playback device **604** may receive, from the computing device **610**, data indicating an audio processing algorithm corresponding to the playback environment **600**. The audio processing algorithm may be determined by the computing device **610** based on representative spectral characteristics, as well as one or more of the playback device characteristics transmitted by the playback device **604**, according to the examples and discussion above.

Further, the computing device **610** may store the received indication of the audio processing algorithm corresponding to the playback environment **600** in memory **206**. This may allow the playback device **604** to, for instance, recall the determined audio processing algorithm if it is moved and calibrated elsewhere, and then returned to the playback environment **600**. Additionally, the playback device **604** may transmit data indicating the audio processing algorithm to other playback devices in the playback environment **600**, such as playback device **606**, as further discussed above.



At block 910, the playback device 604 may apply the audio processing algorithm while playing back second audio content in the playback environment 600. This may result in the calibration of the playback device 604 and an improved listening experience. As noted in the examples above, the calibration described may be performed by the playback 604 relatively quickly. In some cases, the calibration may also be relatively unnoticeable to a listener, as it may be performed during the normal course of playing back audio content.

In some examples, the playback device 604 may be configured to perform a self-calibration according to the examples above at a given time. For instance, the playback device 604 may perform a self-calibration every 6 months, or whenever it receives a software update, or whenever its zone configuration is updated. As another example, the playback device 604 may be configured to perform a self-calibration at a certain time of day, on a certain day of the week. For instance, playback device 604 may perform a self-calibration during the middle of the day, when nobody is expected to be present in the playback environment 600. In this situation, the playback device 604 may opt to self-calibrate using a pre-determined calibration tone, which may otherwise be disrupting if listeners are present. Numerous other examples, alone or in combination with those above, are also possible

#### IV. Conclusion

The description above discloses, among other things, various example systems, methods, apparatus, and articles of manufacture including, among other components, firmware and/or software executed on hardware. It is understood that such examples are merely illustrative and should not be considered as limiting. For example, it is contemplated that any or all of the firmware, hardware, and/or software aspects or components can be embodied exclusively in hardware, exclusively in software, exclusively in firmware, or in any combination of hardware, software, and/or firmware. Accordingly, the examples provided are not the only way(s) to implement such systems, methods, apparatus, and/or articles of manufacture.

As indicated above, the examples involve calibrating a playback device based on representative spectral characteristic data. In one aspect, a method is provided. The method involves maintaining, by a computing device, a database of representative spectral characteristics and receiving, by the computing device, particular spectral data associated with a particular playback environment corresponding to the particular playback device. The method also involves, based on the particular spectral data, identifying one of the representative spectral characteristics from the database that substantially matches the particular spectral data and identifying, in the database, an audio processing algorithm based on a) the identified representative spectral characteristic and b) at least one characteristic of the particular playback device. Further, the method also involves transmitting, to the particular playback device, data indicating the identified audio processing algorithm.

In another aspect, a computing device is provided. The device includes a processor, a non-transitory computer readable medium, and program instructions stored on the non-transitory computer readable medium that, when executed by the processor, cause the computing device to perform functions. The functions include maintaining a database of representative spectral characteristics and receiving particular spectral data associated with a particular playback environment corresponding to a particular playback device. The

functions also include, based on the particular spectral data, identifying one of the representative spectral characteristics from the database that substantially matches the particular spectral data and identifying, in the database, an audio processing algorithm based on a) the identified representative spectral characteristic and b) at least one characteristic of the particular playback device. Further, the functions include transmitting, to the particular playback device, data indicating the identified audio processing algorithm.

In yet another aspect, a playback device is provided. The device includes a processor, a microphone, a non-transitory computer readable medium, and program instructions stored on the non-transitory computer readable medium that, when executed by the processor, cause the playback device to perform functions. The functions include playing back first audio content in a playback environment and recording, via the microphone, at least a portion of the played back first audio content. The functions also include transmitting the recorded audio content to a computing device and receiving, from the computing device, data indicating an audio processing algorithm corresponding to the playback environment. Further, the functions include applying the audio processing algorithm while playing back second audio content in the playback environment.

Additionally, references herein to “embodiment” means that a particular feature, structure, or characteristic described in connection with the embodiment can be included in at least one example embodiment of an invention. The appearances of this phrase in various places in the specification are not necessarily all referring to the same embodiment, nor are separate or alternative embodiments mutually exclusive of other embodiments. As such, the embodiments described herein, explicitly and implicitly understood by one skilled in the art, can be combined with other embodiments.

The specification is presented largely in terms of illustrative environments, systems, procedures, steps, logic blocks, processing, and other symbolic representations that directly or indirectly resemble the operations of data processing devices coupled to networks. These process descriptions and representations are typically used by those skilled in the art to most effectively convey the substance of their work to others skilled in the art. Numerous specific details are set forth to provide a thorough understanding of the present disclosure. However, it is understood to those skilled in the art that certain embodiments of the present disclosure can be practiced without certain, specific details. In other instances, well known methods, procedures, components, and circuitry have not been described in detail to avoid unnecessarily obscuring aspects of the embodiments. Accordingly, the scope of the present disclosure is defined by the appended claims rather than the forgoing description of embodiments.

When any of the appended claims are read to cover a purely software and/or firmware implementation, at least one of the elements in at least one example is hereby expressly defined to include a tangible, non-transitory medium such as a memory, DVD, CD, Blu-ray, and so on, storing the software and/or firmware.

The invention claimed is:

1. A playback device comprising:

- a network interface;
- at least one microphone;
- at least one audio transducer configured for audio reproduction over a frequency range;
- at least one processor;
- a housing carrying the network interface, the at least one microphone, the at least one audio transducer, and the at least one processor; and



data storage including instructions that are executable by the at least one processor such that the playback device is configured to:

during a particular period of time, play back, via the at least one audio transducer, audio content in an environment;

during playback of the audio content, capture, via the at least one microphone, microphone data representing at least a portion of the audio content played back by the playback device, wherein, during the particular period of time, the audio content: (1) includes audio in a first sub-range of the frequency range and a second sub-range of the frequency range and (2) excludes audio in one or more third sub-ranges of the frequency range;

determine spectral data based on portions of the captured microphone data in the first sub-range of the frequency range;

identify a stored audio processing algorithm corresponding to the determined spectral data, the identified audio processing algorithm at least partially offsetting acoustic characteristics of the environment across the frequency range, wherein the acoustic characteristics of the environment comprise at least one first acoustic characteristic within the second sub-range and at least one second acoustic characteristic within the one or more third sub-ranges; and

calibrate the playback device with the identified audio processing algorithm.

2. The playback device of claim 1, wherein the instructions that are executable by the at least one processor such that the playback device is configured to identify the stored audio processing algorithm comprise instructions that are executable by the at least one processor such that the playback device is configured to:

identify a particular spectral characteristic that approximates the environment based on the determined spectral data, and

identify, in a database, the stored audio processing algorithm based on the identified particular spectral characteristic.

3. The playback device of claim 2, wherein the database is stored in data storage of one or more servers, and wherein the instructions that are executable by the at least one processor such that the playback device is configured to identify the stored audio processing algorithm comprise instructions that are executable by the at least one processor such that the playback device is configured to:

query, via the network interface, the database for the stored audio processing algorithm including a database relation to the particular spectral characteristic.

4. The playback device of claim 3, wherein the instructions that are executable by the at least one processor such that the playback device is configured to query the database for the stored audio processing algorithm comprise instructions that are executable by the at least one processor such that the playback device is configured to:

query, via the network interface, the database for the stored audio processing algorithm including a database relation to (i) the particular spectral characteristic and (ii) a characteristic of the playback device.

5. The playback device of claim 1, wherein the instructions that are executable by the at least one processor such that the playback device is configured to determine spectral data based on portions of the captured microphone data in the second frequency range comprise instructions that are

executable by the at least one processor such that the playback device is configured to:

determine, from the portions of the captured microphone data, a frequency response across the first sub-range of the frequency range.

6. The playback device of claim 1, wherein the particular period of time is too brief to include audio in the first sub-range of the frequency range, the second sub-range of the frequency range, and one or more third sub-ranges of the frequency range during the particular period of time.

7. The playback device of claim 1, wherein the data storage further comprises instructions that are executable by the at least one processor such that the playback device is configured to:

receive, via the network interface, an instruction to play back a playlist of audio tracks, wherein the instructions that are executable by the at least one processor such that the playback device is configured to play back the audio content in the environment comprise instructions that are executable by the at least one processor such that the playback device is configured to:

play back the playlist of audio tracks, wherein at least a portion of the audio tracks comprise music.

8. The playback device of claim 1, wherein the data storage further comprises instructions that are executable by the at least one processor such that the playback device is configured to:

after calibration of the playback device with the identified audio processing algorithm, play back additional audio content according to the identified audio processing algorithm.

9. The playback device of claim 1, wherein the data storage further comprises instructions that are executable by the at least one processor such that the playback device is configured to:

during playback of the audio content, capture, via the at least one microphone, additional microphone data representing (i) at least an additional portion of the audio content played back by the playback device and (ii) a voice input.

10. The playback device of claim 1, wherein the audio content comprises multiple channels, wherein the at least one audio transducer comprises multiple audio transducers, and wherein the instructions that are executable by the at least one processor such that the playback device is configured to play back the audio content in the environment comprise instructions that are executable by the at least one processor such that the playback device is configured to:

play back the multiple channels of the audio content via the multiple audio transducers.

11. A system comprising:

a playback device comprising:

a network interface;

at least one microphone;

at least one audio transducer configured for audio reproduction over a frequency range; and

a housing carrying the network interface, the at least one microphone, and the at least one audio transducer,

at least one processor; and

data storage including instructions that are executable by the at least one processor such that the system is configured to:

cause the playback device to play back, via the at least one audio transducer, audio content in an environment;

during playback of the audio content over a particular period of time, cause the playback device to capture,



via the at least one microphone, microphone data representing at least a portion of the audio content played back by the playback device, wherein, during the particular period of time, the audio content: (1) includes audio in a first sub-range of the frequency range and a second sub-range of the frequency range and (2) excludes audio in one or more third sub-ranges of the frequency range;

determine spectral data based on portions of the captured microphone data in the first sub-range of the frequency range;

identify a stored audio processing algorithm corresponding to the determined spectral data, the identified audio processing algorithm at least partially offsetting acoustic characteristics of the environment across the frequency range, wherein the acoustic characteristics of the environment comprise at least one first acoustic characteristic within the second sub-range and at least one second acoustic characteristic within the one or more third sub-ranges; and

calibrate the playback device with the identified audio processing algorithm.

**12.** The system of claim **11**, wherein the instructions that are executable by the at least one processor such that the system is configured to identify the stored audio processing algorithm comprise instructions that are executable by the at least one processor such that the system is configured to:

identify a particular spectral characteristic that approximates the environment based on the determined spectral data, and

identify, in a database, the stored audio processing algorithm based on the identified particular spectral characteristic.

**13.** The system of claim **12**, wherein the database is stored in data storage of one or more servers, and wherein the instructions that are executable by the at least one processor such that the system is configured to identify the stored audio processing algorithm comprise instructions that are executable by the at least one processor such that the system is configured to:

query, via the network interface, the database for the stored audio processing algorithm including a database relation to the particular spectral characteristic.

**14.** The system of claim **13**, wherein the instructions that are executable by the at least one processor such that the system is configured to query the database for the stored audio processing algorithm comprise instructions that are executable by the at least one processor such that the system is configured to:

query, via the network interface, the database for the stored audio processing algorithm including a database relation to (i) the particular spectral characteristic and (ii) a characteristic of the playback device.

**15.** The system of claim **11**, wherein the instructions that are executable by the at least one processor such that the system is configured to determine spectral data based on portions of the captured microphone data in the second frequency range comprise instructions that are executable by the at least one processor such that the playback device is configured to:

determine, from the portions of the captured microphone data, a frequency response across the first sub-range of the frequency range.

**16.** The system of claim **11**, wherein the particular period of time is too brief to include audio in the first sub-range of

the frequency range, the second sub-range of the frequency range, and one or more third sub-ranges of the frequency range during the particular period of time.

**17.** The system of claim **11**, wherein the data storage further comprises instructions that are executable by the at least one processor such that the system is configured to:

receive, via the network interface, an instruction to play back a playlist of audio tracks, wherein the instructions that are executable by the at least one processor such that the system is configured to play back the audio content in the environment comprise instructions that are executable by the at least one processor such that the playback device is configured to:

play back the playlist of audio tracks, wherein at least a portion of the audio tracks comprise music.

**18.** The system of claim **11**, wherein the data storage further comprises instructions that are executable by the at least one processor such that the system is configured to:

after calibration of the playback device with the identified audio processing algorithm, cause the playback device to play back additional audio content according to the identified audio processing algorithm.

**19.** The system of claim **11**, wherein the data storage further comprises instructions that are executable by the at least one processor such that the system is configured to:

during playback of the audio content, capture, via the at least one microphone, additional microphone data representing (i) at least an additional portion of the audio content played back by the playback device and (ii) a voice input.

**20.** A method comprising:

playing back, via at least one audio transducer of a playback device, audio content in an environment, wherein the at least one audio transducer is configured for audio reproduction over a frequency range;

while playing back the audio content over a particular period of time, capturing, via at least one microphone of the playback device, microphone data representing at least a portion of the audio content played back by the playback device, wherein, during the particular period of time, the audio content: (1) includes audio in a first sub-range of the frequency range and a second sub-range of the frequency range and (2) excludes audio in one or more third sub-ranges of the frequency range;

determining spectral data based on portions of the captured microphone data in the first sub-range of the frequency range;

identifying a stored audio processing algorithm corresponding to the determined spectral data, the identified audio processing algorithm at least partially offsetting acoustic characteristics of the environment across the frequency range, wherein the acoustic characteristics of the environment comprise at least one first acoustic characteristic within the second sub-range and at least one second acoustic characteristic within the one or more third sub-ranges; and

calibrating the playback device with the identified audio processing algorithm.