

(12) **United States Patent**  
**Borkar et al.**

(10) **Patent No.:** **US 11,841,931 B2**  
(45) **Date of Patent:** **\*Dec. 12, 2023**

(54) **SYSTEMS AND METHODS FOR  
DYNAMICALLY ENFORCING DIGITAL  
RIGHTS MANAGEMENT VIA EMBEDDED  
BROWSER**

(58) **Field of Classification Search**  
CPC ..... G06F 21/16; G06F 16/285; G06F  
2221/0737; G06N 3/08  
(Continued)

(71) Applicant: **Citrix Systems, Inc.**, Fort Lauderdale,  
FL (US)  
(72) Inventors: **Vipin Borkar**, Bengaluru (IN); **Santosh  
Sampath**, Bengaluru (IN); **Deepak  
Sharma**, Bengaluru (IN); **Arvind  
SankaraSubramanian**, Bengaluru (IN)

(56) **References Cited**  
U.S. PATENT DOCUMENTS  
7,093,296 B2 \* 8/2006 Nusser ..... G06F 21/10  
726/26  
7,930,764 B2 \* 4/2011 Hug ..... G06F 21/10  
726/29  
(Continued)

(73) Assignee: **Citrix Systems, Inc.**, Fort Lauderdale,  
FL (US)  
( \* ) Notice: Subject to any disclaimer, the term of this  
patent is extended or adjusted under 35  
U.S.C. 154(b) by 206 days.  
This patent is subject to a terminal dis-  
claimer.

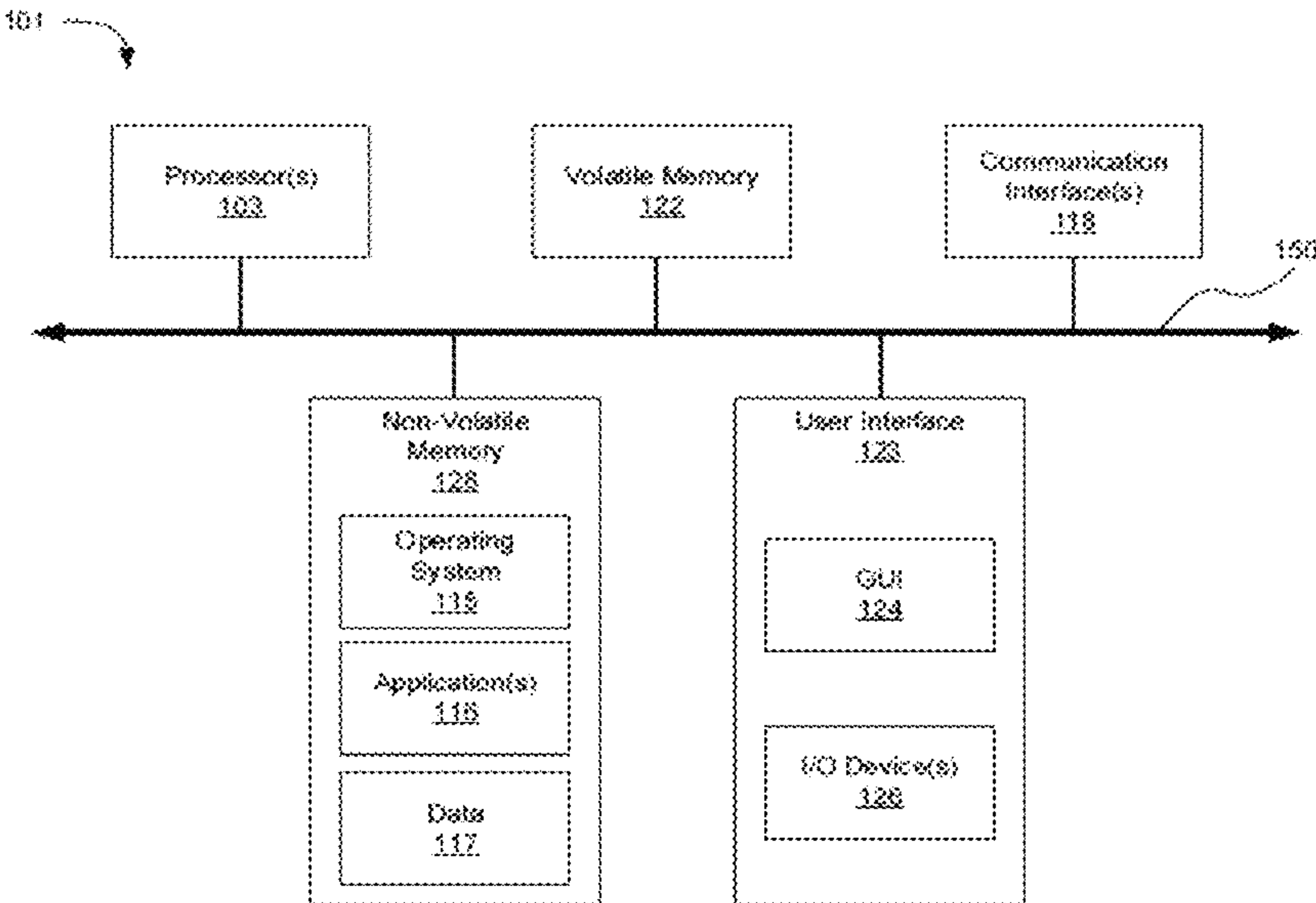
OTHER PUBLICATIONS  
Non-Final Office Action on U.S. Appl. No. 16/181,988 dated May  
20, 2020 (19 pages).  
(Continued)  
*Primary Examiner* — Badri Narayanan Champakesan  
*Assistant Examiner* — Badri Champakesan

(21) Appl. No.: **17/357,583**  
(22) Filed: **Jun. 24, 2021**

(65) **Prior Publication Data**  
US 2021/0397680 A1 Dec. 23, 2021

**Related U.S. Application Data**  
(63) Continuation of application No. 16/181,988, filed on  
Nov. 6, 2018, now Pat. No. 11,061,999.  
(51) **Int. Cl.**  
**G06F 21/16** (2013.01)  
**G06N 3/08** (2023.01)  
**G06F 18/20** (2023.01)  
(52) **U.S. Cl.**  
CPC ..... **G06F 21/16** (2013.01); **G06F 18/285**  
(2023.01); **G06N 3/08** (2013.01)

(57) **ABSTRACT**  
Embodiments described include systems and methods for  
incorporating tags in content of network applications. An  
embedded browser, which is executable on one or more  
processors of a client device, may detect content from a  
network application accessed via the embedded browser. A  
DRM engine of the embedded browser identifies a DRM  
scheme for the network application from the plurality of  
DRM schemes and according to the network application.  
The DRM engine generates a DRM tag for the content  
according to the DRM scheme identified for the network  
application. The DRM tag includes a classification of the  
content. The DRM engine incorporates the DRM tag into the  
content for managing usage of the content according to the  
classification.  
**15 Claims, 12 Drawing Sheets**



(58) **Field of Classification Search**  
USPC ..... 726/1  
See application file for complete search history.

(56) **References Cited**

U.S. PATENT DOCUMENTS

8,347,349 B1 \* 1/2013 Wilson ..... G06F 21/6218  
713/193  
8,627,432 B2 \* 1/2014 Dachiraju ..... H04N 21/4316  
705/52  
8,813,246 B2 \* 8/2014 Hierro ..... G06F 21/10  
713/165  
8,832,852 B2 \* 9/2014 Raley ..... G06F 21/6218  
380/258  
8,918,632 B1 \* 12/2014 Sartor ..... H04L 63/1483  
713/1  
8,924,592 B2 \* 12/2014 Jakubowski ..... H04L 67/02  
709/248  
9,323,901 B1 \* 4/2016 Nair ..... G06F 21/10  
10,002,236 B2 \* 6/2018 Fasoli ..... G06F 16/2228  
10,469,887 B2 \* 11/2019 Smith ..... G06F 21/00  
2006/0288082 A1 \* 12/2006 Rosenberg ..... G06Q 30/0241  
709/217  
2007/0156601 A1 \* 7/2007 Brew ..... G06F 21/10  
705/57  
2007/0169189 A1 \* 7/2007 Crespo ..... H04L 67/02  
726/20  
2010/0058485 A1 \* 3/2010 Gonzalez ..... G06F 21/10  
726/27

2014/0082133 A1 \* 3/2014 Dolph ..... H04L 63/0428  
709/217  
2014/0189778 A1 \* 7/2014 Li ..... G06F 21/554  
726/1  
2015/0020153 A1 \* 1/2015 Jang ..... G06F 21/6272  
726/1  
2015/0029532 A1 \* 1/2015 Lee ..... H04W 12/062  
358/1.14  
2015/0045011 A1 2/2015 Nakamura et al.  
2015/0220881 A1 \* 8/2015 Geisert ..... G06Q 10/10  
705/59  
2015/0222633 A1 \* 8/2015 Smith ..... H04L 67/01  
726/29  
2016/0224764 A1 \* 8/2016 Pathak ..... G06F 21/10  
2017/0139915 A1 \* 5/2017 Dauderman ..... G06F 16/447  
2017/0262619 A1 \* 9/2017 Taneja ..... G06F 21/31  
2017/0371519 A1 \* 12/2017 Beveridge ..... G06F 9/45558  
2017/0374431 A1 \* 12/2017 Ryan ..... H04N 21/4122  
2018/0107805 A1 \* 4/2018 Anantharaman ..... G06F 21/10  
2018/0279002 A1 \* 9/2018 Cugi ..... H04N 21/4627  
2018/0309762 A1 \* 10/2018 Hussain ..... H04N 21/4627  
2020/0053094 A1 \* 2/2020 Kaube ..... G06F 9/44526

OTHER PUBLICATIONS

Non-Final Office Action on U.S. Appl. No. 16/181,988 dated Sep. 21, 2020 (26 pages).  
Notice of Allowance on U.S. Appl. No. 16/181,988 dated Mar. 29, 2021.  
  
\* cited by examiner

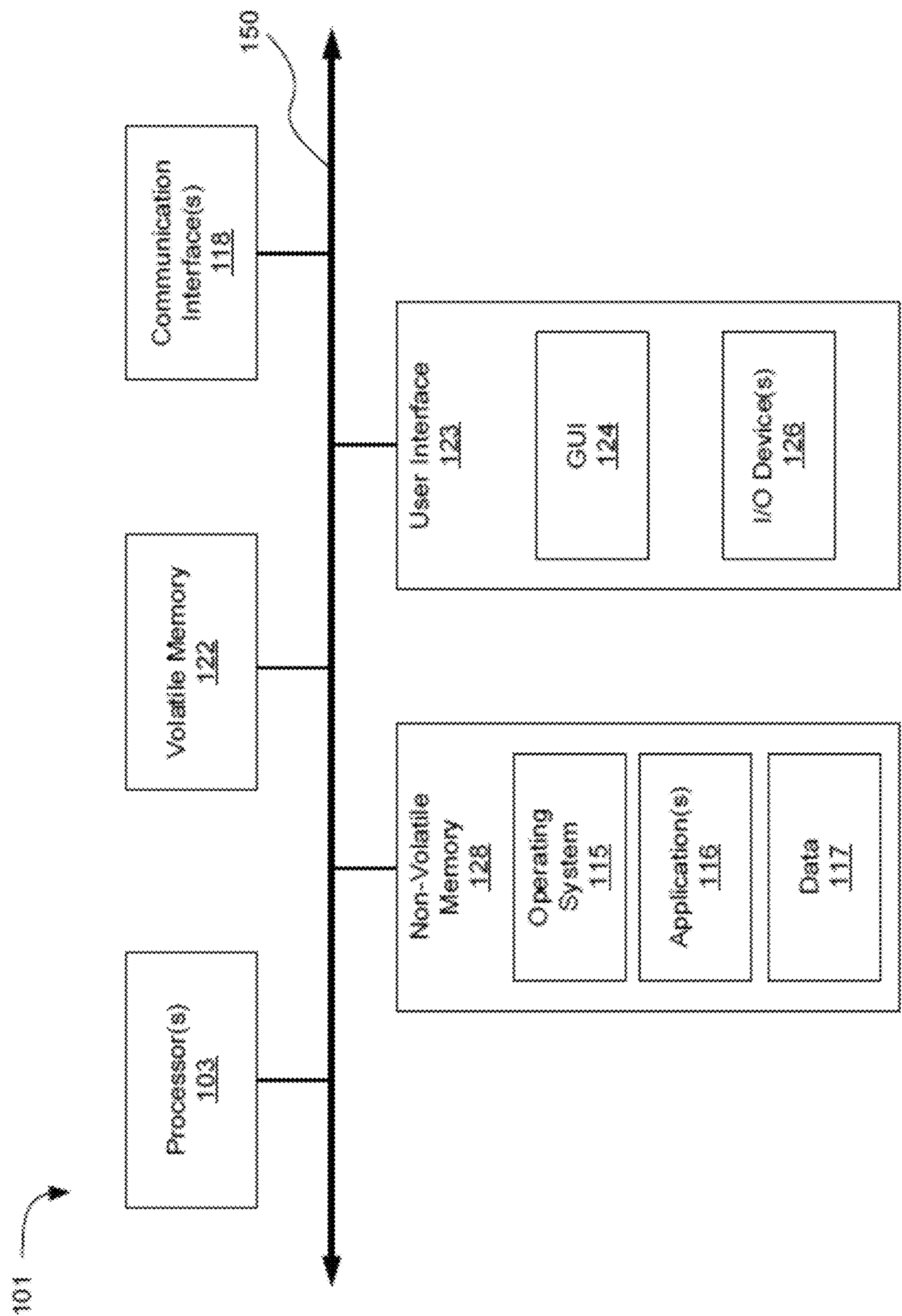


FIG. 1



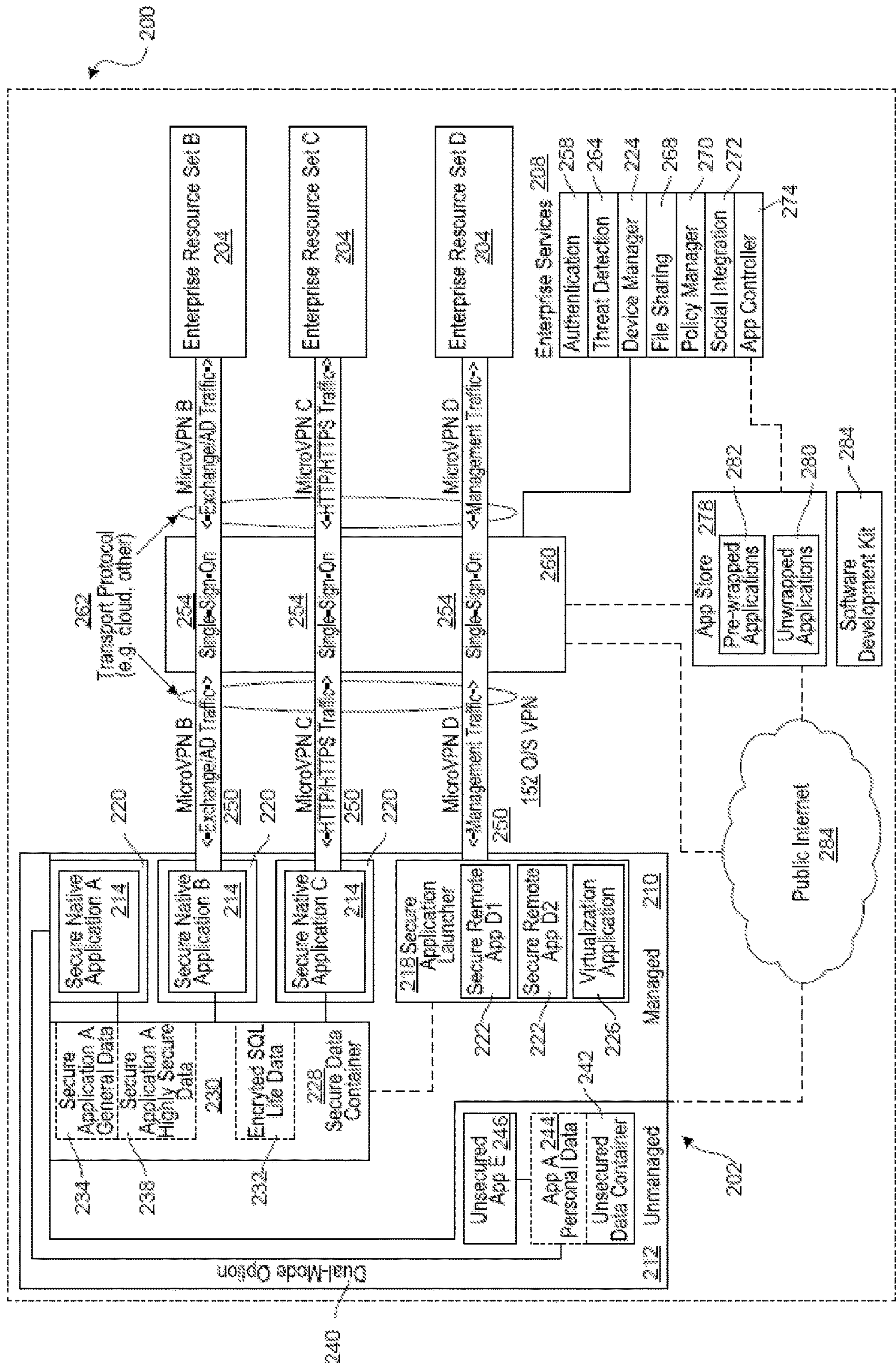


FIG. 2

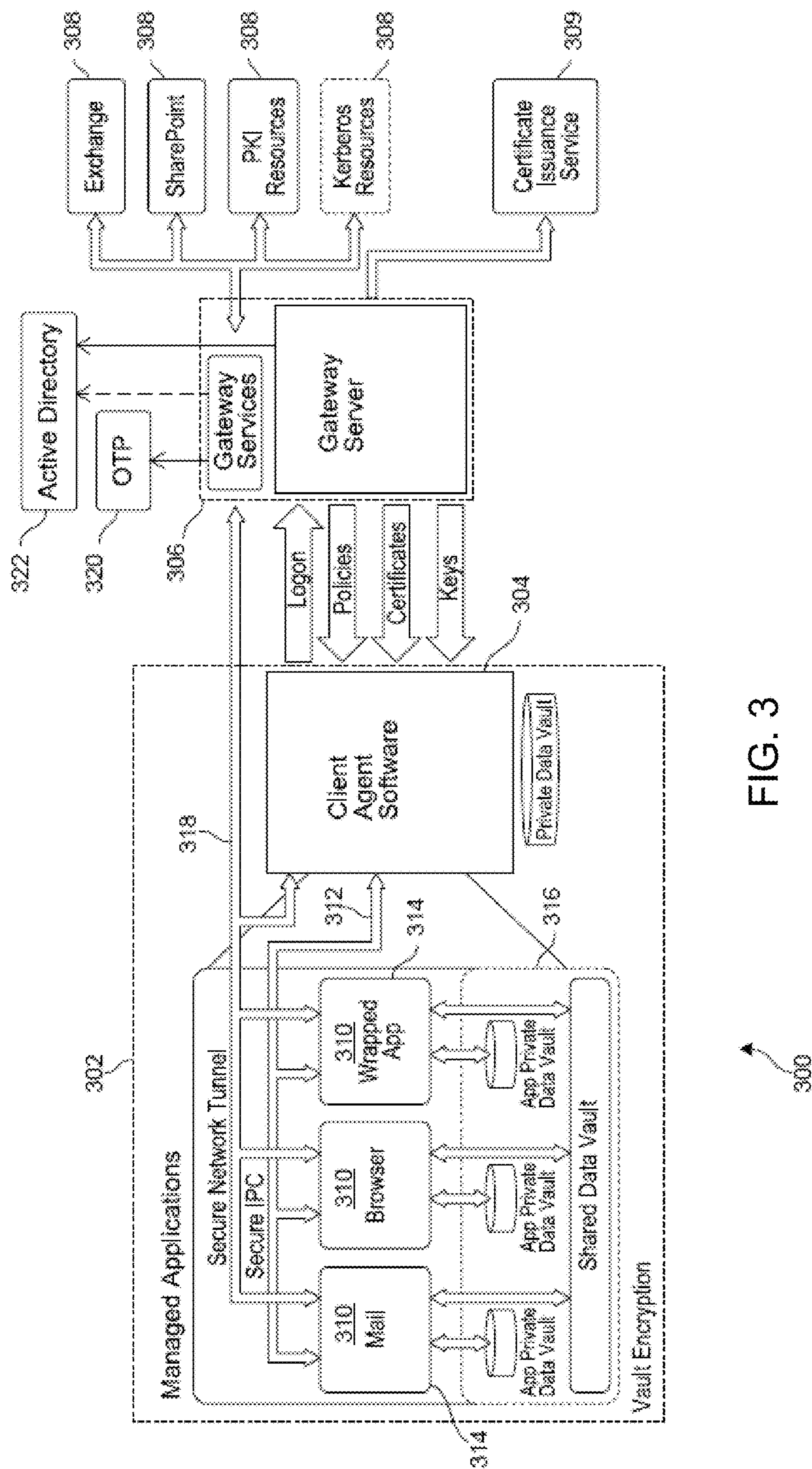


FIG. 3



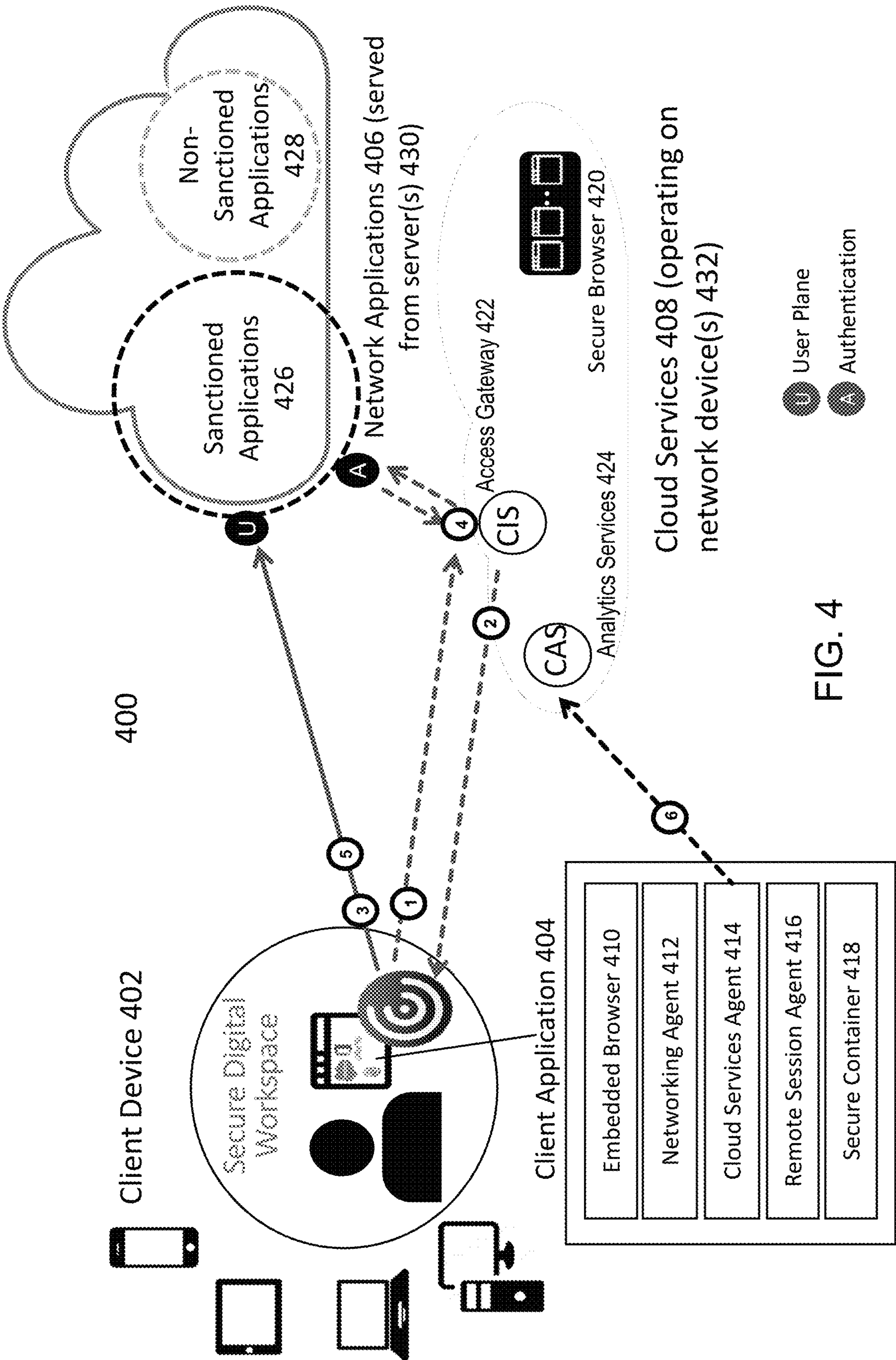


FIG. 4

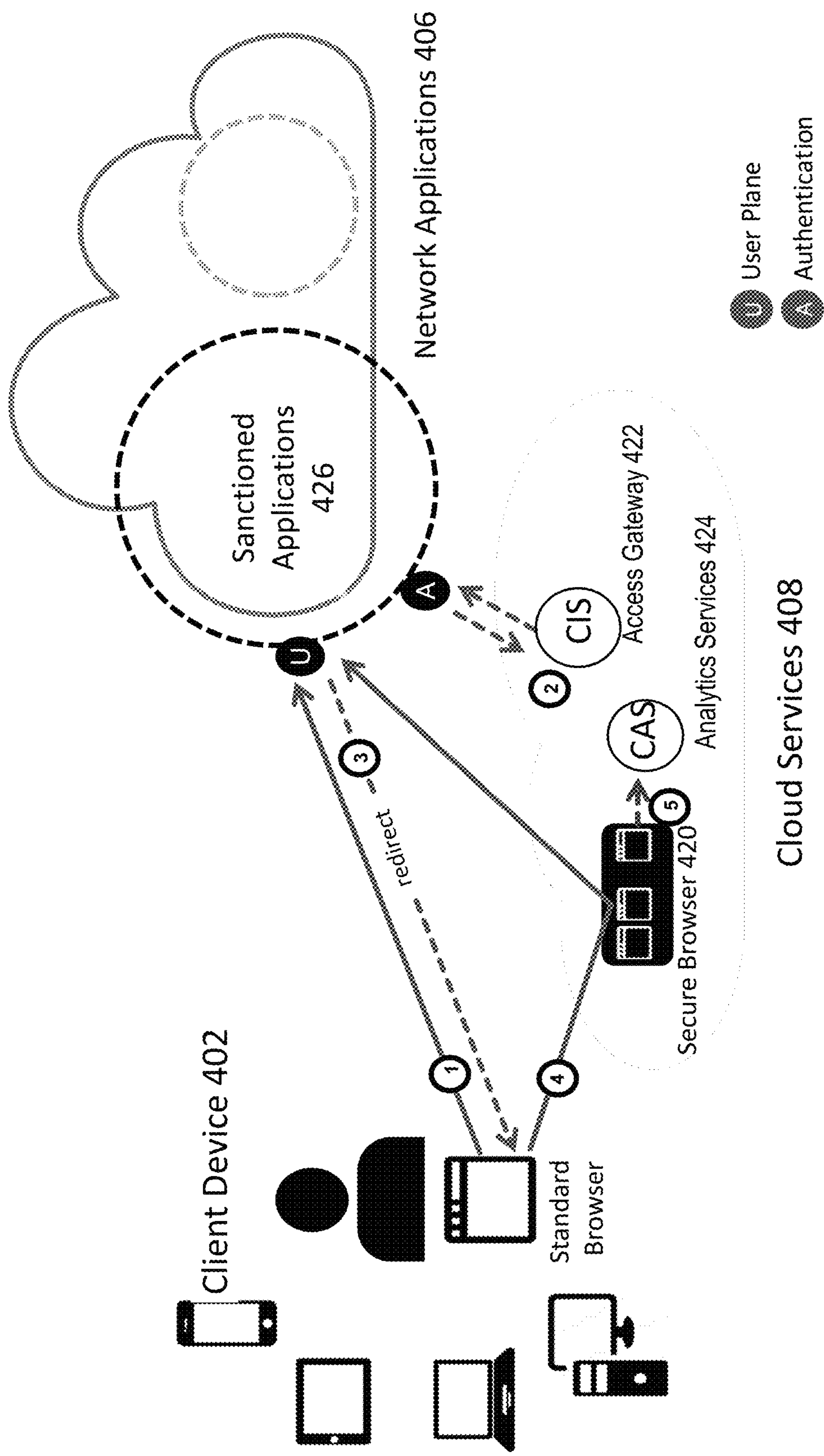


FIG. 5

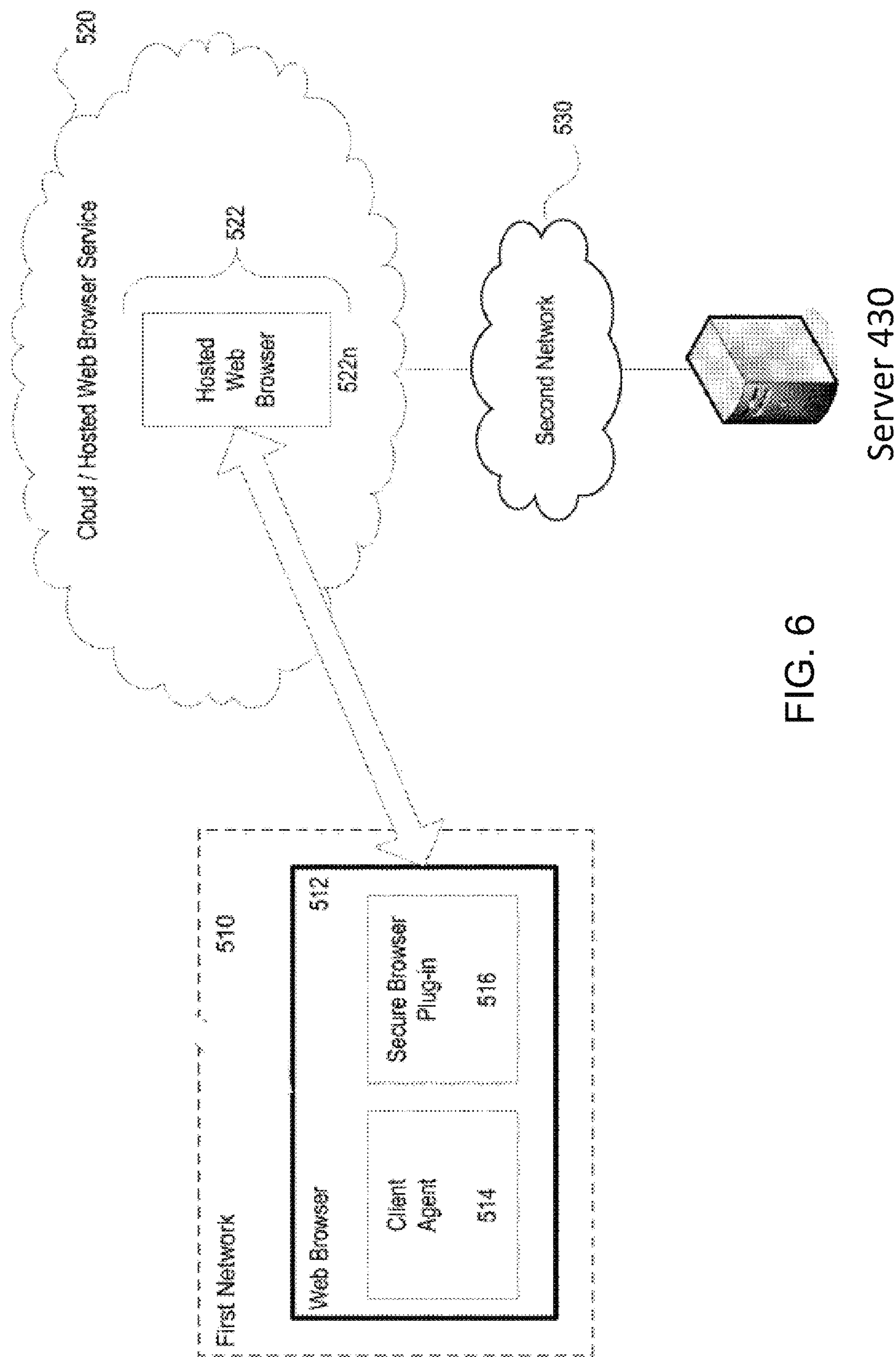
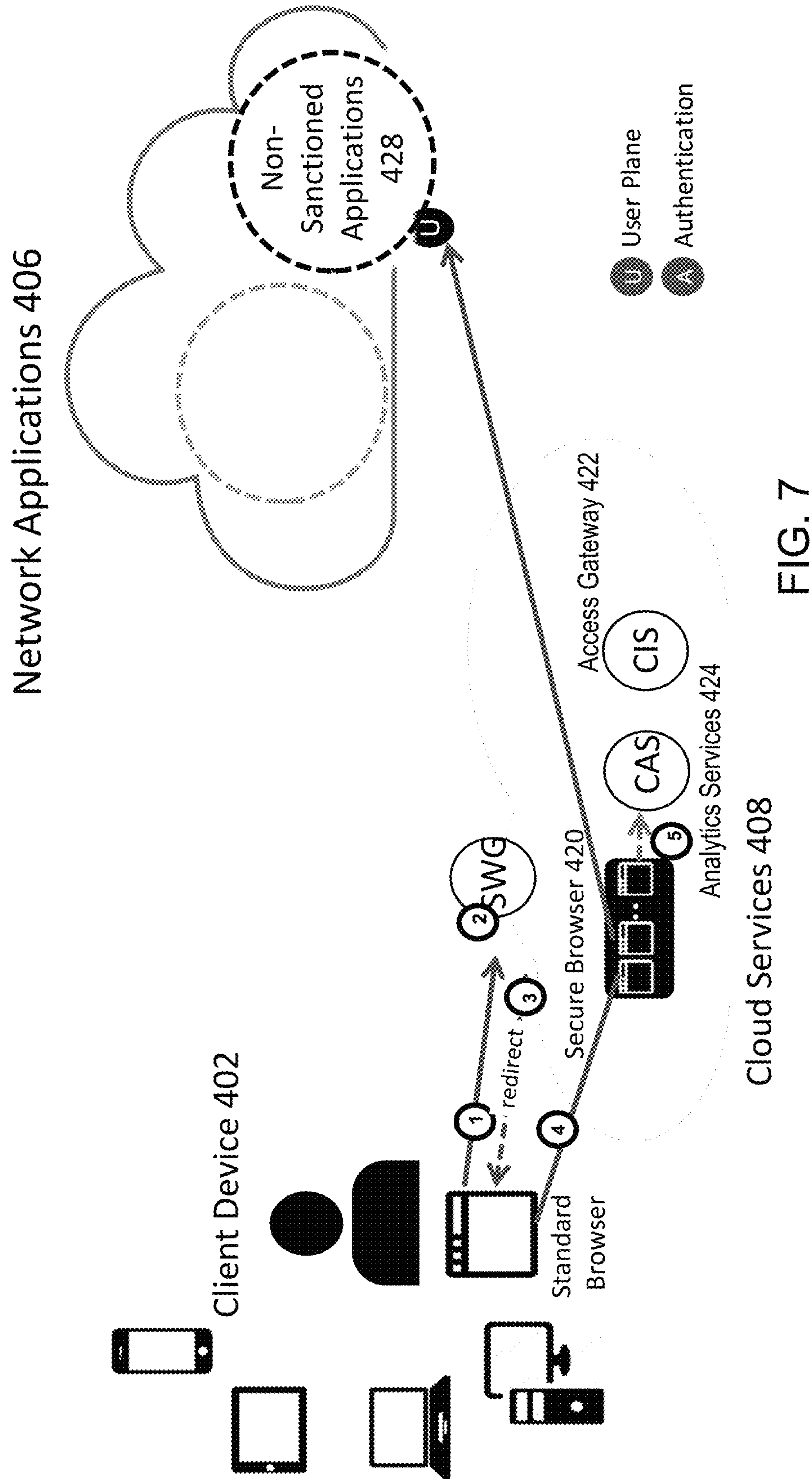


FIG. 6





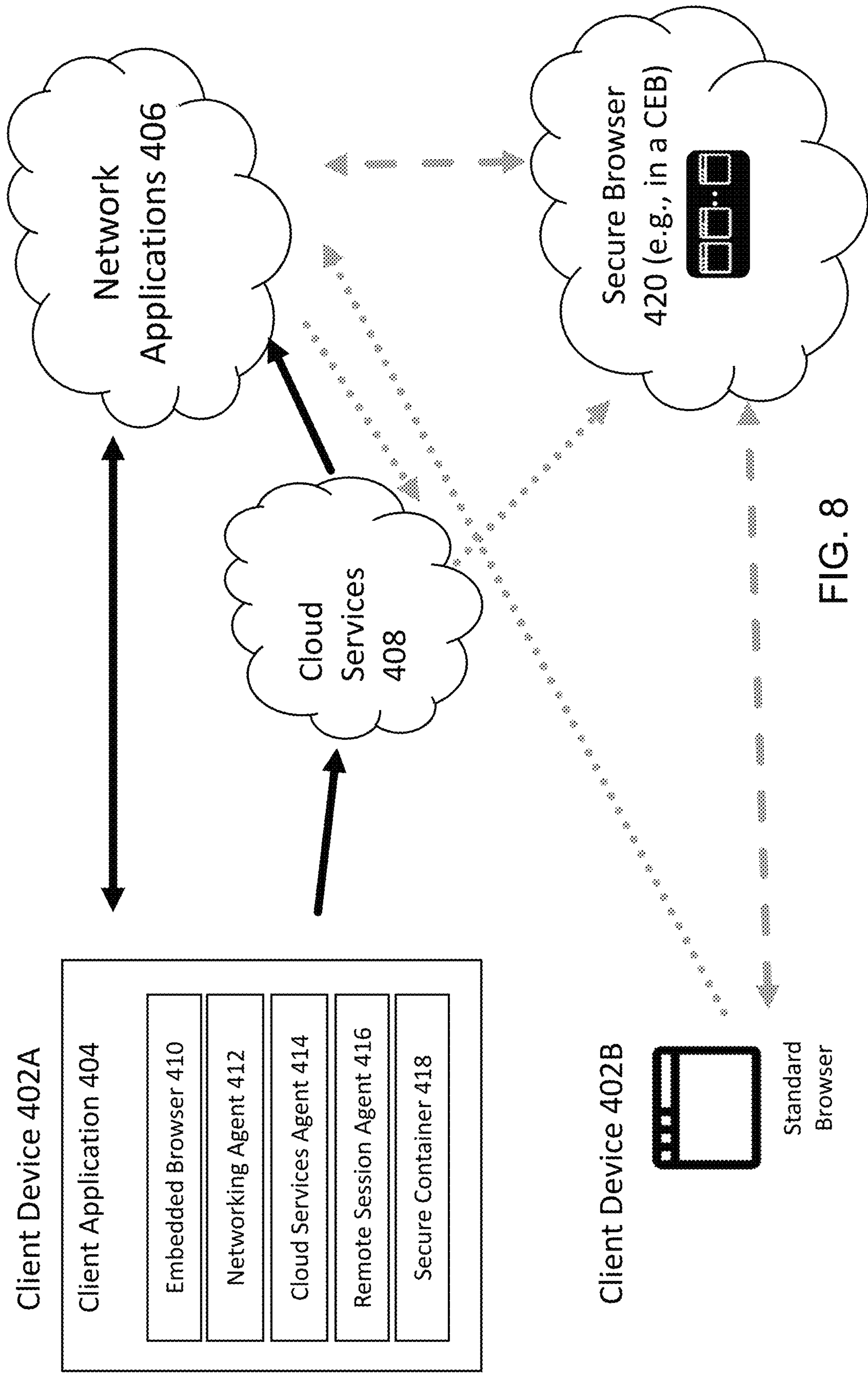
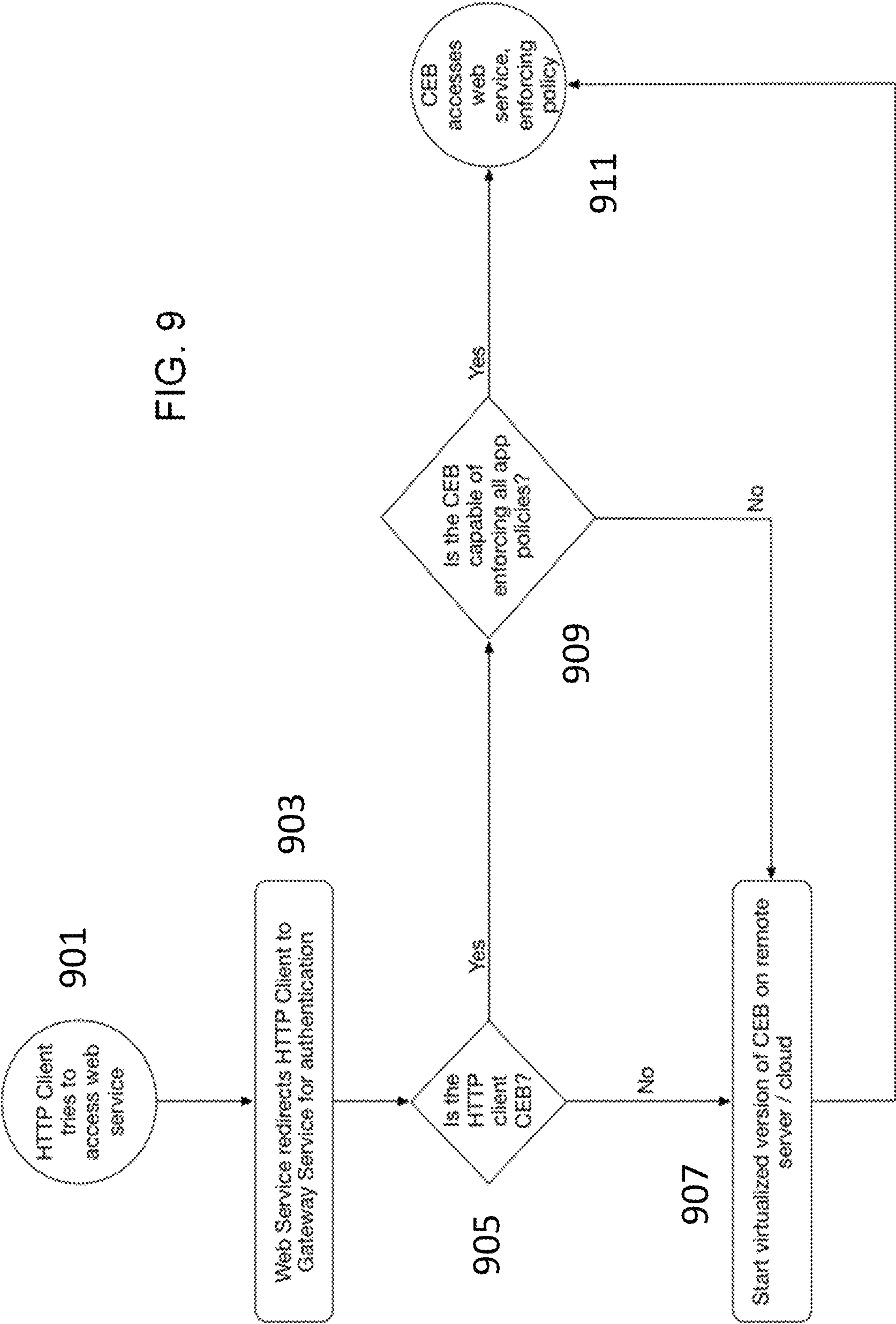


FIG. 9





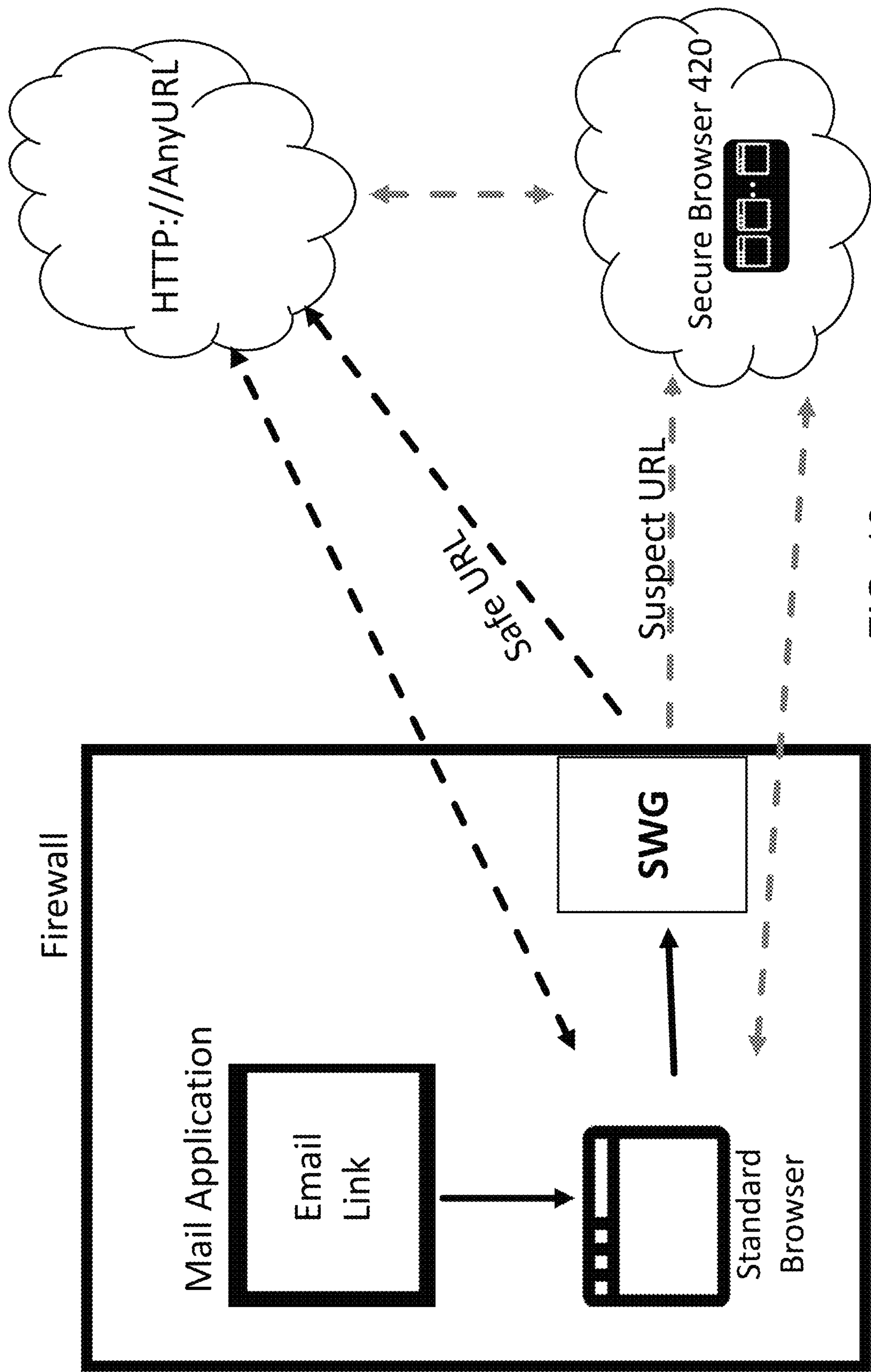


FIG. 10

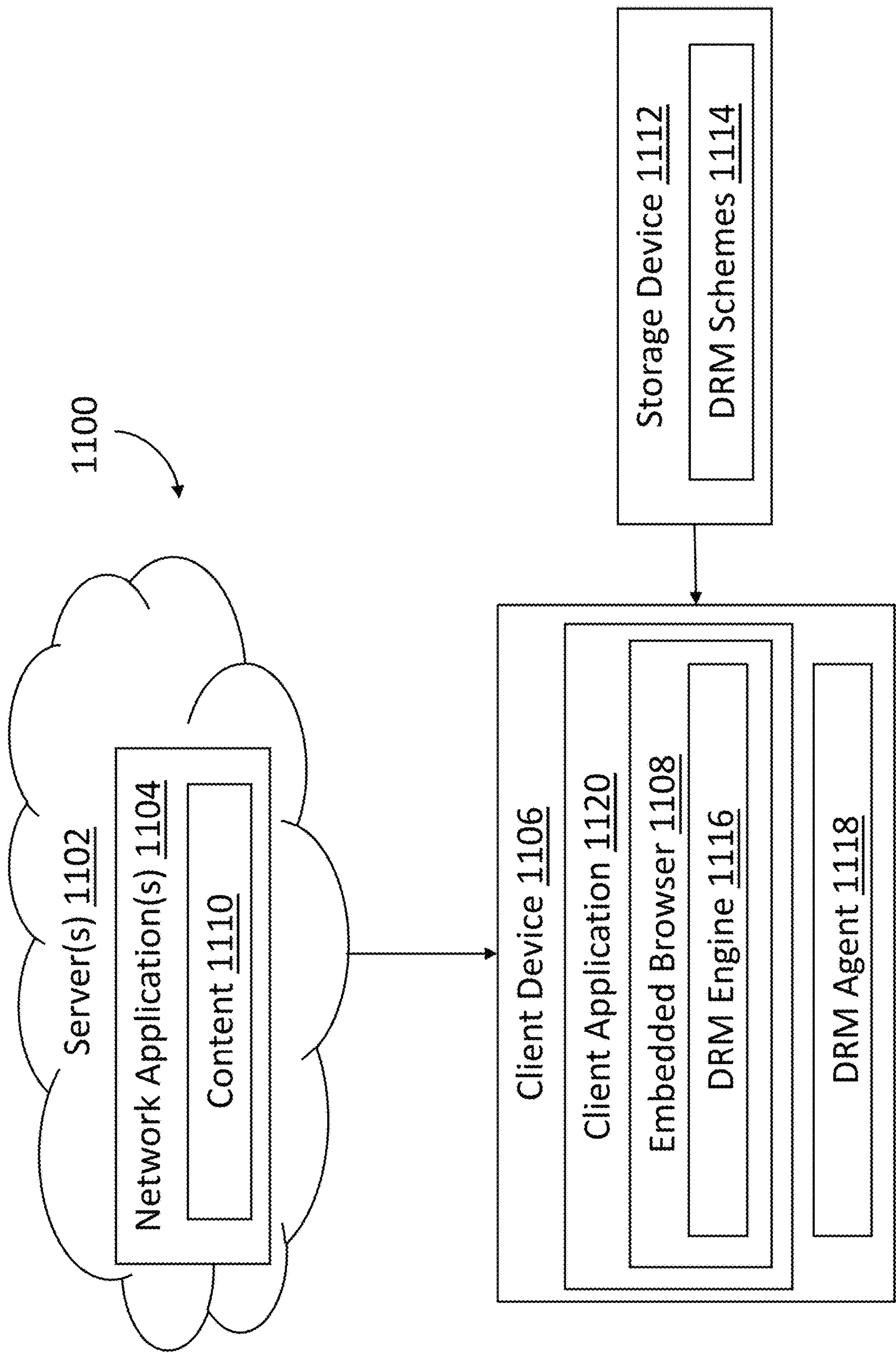


FIG. 11

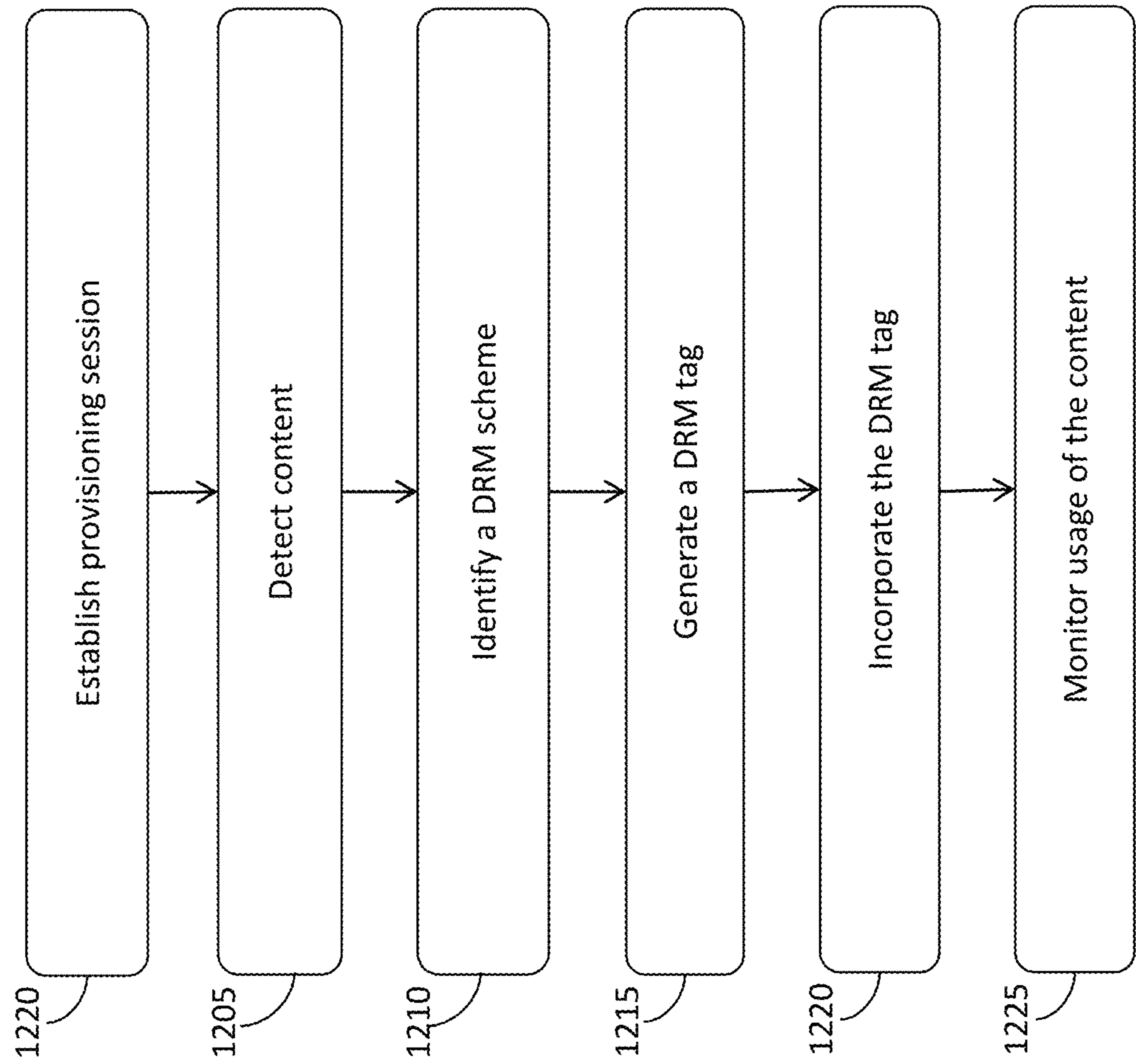


FIG. 12



1

# SYSTEMS AND METHODS FOR DYNAMICALLY ENFORCING DIGITAL RIGHTS MANAGEMENT VIA EMBEDDED BROWSER

## CROSS-REFERENCE TO RELATED APPLICATION

This application is a continuation of and claims priority to and the benefit of U.S. patent application Ser. No. 16/181,988, titled "SYSTEMS AND METHODS FOR DYNAMICALLY ENFORCING DIGITAL RIGHTS MANAGEMENT VIA EMBEDDED BROWSER," and filed on Nov. 6, 2018, the contents of all of which are hereby incorporated herein by reference in its entirety for all purposes.

## FIELD OF THE DISCLOSURE

The present application generally relates to management of applications, including but not limited to systems and methods for using an embedded browser to perform digital rights management.

## BACKGROUND

As the workforce of an enterprise becomes more mobile and work under various conditions, an individual can use one or more client devices, including personal devices, to access network resources such as web applications. Due to differences between the client devices and the manner in which network resources can be accessed, there are significant challenges to the enterprise in managing access to network resources and monitoring for potential misuse of resources.

## BRIEF SUMMARY

This disclosure is directed towards systems and methods for incorporating tags in content of network application. A digital rights management (DRM) engine may be configured to establish copyright or other digital rights for content delivered via network applications (such as Software as a Service (SaaS) applications) using an embedded browser. The embedded browser may be implemented in a client application (also referred to as a workspace application or receiver application). The DRM engine may use tags (also referred to as DRM tags) to manage the distribution of copyrighted data or content (or other content having digital rights associated therewith) within a network application and control what users can do with the content once the content has been distributed. DRM policies for a network application may identify such content and specify any user restrictions and/or privileges associated with the content, and usage rights and/or restrictions, and may also define the relationship between users and the content within the network application context.

In one aspect, this disclosure is directed to a method for incorporating tags in content of network applications. The method may include detecting, by an embedded browser executable on a client device, content provided by a network application, the network application accessed via the embedded browser. The method may include identifying, by the embedded browser from a plurality of digital rights management (DRM) schemes and according to the network application, a DRM scheme for the network application. The method may include generating, by the embedded browser, a DRM tag for the content according to the DRM scheme

2

identified for the network application. The DRM tag may include a classification of the content. The method may include incorporating, by the embedded browser, the DRM tag into the content for managing usage of the content according to the classification.

In some embodiments, the method further includes providing, by a client application executing on the client device and incorporating the embedded browser, access to a plurality of network applications via the embedded browser. The plurality of network applications may include the network application providing the content. In some embodiments, the method further includes determining the classification of the content according to at least one of: information in the content, the network application, or the DRM scheme.

In some embodiments, the method further includes determining the classification of the content to comprise at least one of strictly confidential, confidential, strongly sensitive, sensitive, internal, or public. In some embodiments, the method further includes generating the DRM tag to include at least one of an access control specification, an encryption requirement for the content, a watermark requirement for the content. In some embodiments, the access control specification includes at least one of limiting access of the content to one or more specified users, or restricting at least one of: sharing, uploading, downloading, printing, emailing, saving, or screen-capturing the content.

In some embodiments, the method further includes monitoring usage of the content according to the DRM tag of the content. In some embodiments, the method further includes detecting an action being attempted on the content, and determining whether to allow or block the action on the content according to the DRM tag of the content. In some embodiments, the method further includes determining whether to at least one of encrypt or watermark the content according to the DRM tag of the content. In some embodiments, the method further includes using the content incorporated with the DRM tag, in addition to other content incorporated with corresponding DRM tags, to train a neural network to at least one of: identify misuse of content, classify content, control access to content, or restrict actions on content.

In another aspect, this disclosure is directed to a system for incorporating tags in content of network applications. The system may include a storage device for storing a plurality of digital rights management (DRM) schemes. The system may include an embedded browser executable on one or more processors of a client device. The embedded browser may be configured to provide access to a network application, and to detect content provided by the network application. The system may include a DRM engine of the embedded browser. The DRM engine may be configured to identify, from the plurality of DRM schemes and according to the network application, a DRM scheme for the network application. The DRM engine may be configured to generate a DRM tag for the content according to the DRM scheme identified for the network application, the DRM tag including a classification of the content. The DRM engine may be configured to incorporate the DRM tag into the content for managing usage of the content according to the classification.

In some embodiments, the system further includes a client application executing on the one or more processors of the client device and incorporating the embedded browser. The client application configured to provide access to a plurality of network applications via the embedded browser. The plurality of network applications may include the network



## 3

application providing the content. In some embodiments, the DRM engine is further configured to determine the classification of the content according to at least one of information in the content, the network application, or the DRM scheme. In some embodiments, the DRM engine is further configured to determine the classification of the content to comprise at least one of strictly confidential, confidential, strongly sensitive, sensitive, internal, or public.

In some embodiments, the DRM engine is further configured to generate the DRM tag to include at least one of: an access control specification, an encryption requirement for the content, a watermark requirement for the content. The DRM engine may further be configured to store the DRM tag to one or more servers, in association with the network application. The DRM engine may further be configured to incorporate the stored DRM tag into the content or other content provided by at least one of a present instance of the network application or another instance of the network application.

In some embodiments, the access control specification comprises at least one of limiting access of the content to one or more specified users, or restricting at least one of: sharing, uploading, downloading, printing, emailing, saving, or screen-capturing the content. In some embodiments, the system further includes a DRM agent configured to monitor usage of the content according to the DRM tag of the content.

In some embodiments, the system further includes a DRM agent configured to detect an action being attempted on the content, and to determine whether to allow or block the action on the content according to a policy and the DRM tag of the content. In some embodiments, the system further includes a DRM agent configured to determine whether to at least one of encrypt or watermark the content according to the DRM tag of the content. In some embodiments, the DRM engine is configured to provide the content incorporated with the DRM tag, in addition to other content incorporated with corresponding DRM tags, to train a neural network to at least one of identify misuse of content, classify content, control access to content, or restrict actions on content.

## BRIEF DESCRIPTION OF THE FIGURES

The foregoing and other objects, aspects, features, and advantages of the present solution will become more apparent and better understood by referring to the following description taken in conjunction with the accompanying drawings, in which:

FIG. 1 is a block diagram of embodiments of a computing device;

FIG. 2 is a block diagram of an illustrative embodiment of cloud services for use in accessing resources;

FIG. 3 is a block diagram of an example embodiment of an enterprise mobility management system;

FIG. 4 is a block diagram of a system 400 of an embedded browser;

FIG. 5 is a block diagram of an example embodiment of a system for using a secure browser;

FIG. 6 is an example representation of an implementation for browser redirection using a secure browser plug-in;

FIG. 7 is a block diagram of example embodiment of a system of using a secure browser;

FIG. 8 is a block diagram of an example embodiment of a system for using local embedded browser(s) and hosted secured browser(s);

## 4

FIG. 9 is an example process flow for using local embedded browser(s) and hosted secured browser(s);

FIG. 10 is an example embodiment of a system for managing user access to webpages;

FIG. 11 is a block diagram of an example embodiment of a system for incorporating tags in content of network applications; and

FIG. 12 is a flow diagram of an example embodiment of a method for incorporating tags in content of network applications.

The features and advantages of the present solution will become more apparent from the detailed description set forth below when taken in conjunction with the drawings, in which like reference characters identify corresponding elements throughout. In the drawings, like reference numbers generally indicate identical, functionally similar, and/or structurally similar elements.

## DETAILED DESCRIPTION

For purposes of reading the description of the various embodiments below, the following descriptions of the sections of the specification and their respective contents may be helpful:

Section A describes a computing environment which may be useful for practicing embodiments described herein.

Section B describes systems and methods for an embedded browser.

Section C describes systems and methods for incorporating tags in content of network applications.

## A. Computing Environment

Prior to discussing the specifics of embodiments of the systems and methods detailed herein in Section B, it may be helpful to discuss the computing environments in which such embodiments may be deployed.

As shown in FIG. 1, computer 101 may include one or more processors 103, volatile memory 122 (e.g., random access memory (RAM)), non-volatile memory 128 (e.g., one or more hard disk drives (HDDs) or other magnetic or optical storage media, one or more solid state drives (SSDs) such as a flash drive or other solid state storage media, one or more hybrid magnetic and solid state drives, and/or one or more virtual storage volumes, such as a cloud storage, or a combination of such physical storage volumes and virtual storage volumes or arrays thereof), user interface (UI) 123, one or more communications interfaces 118, and communication bus 150. User interface 123 may include graphical user interface (GUI) 124 (e.g., a touchscreen, a display, etc.) and one or more input/output (I/O) devices 126 (e.g., a mouse, a keyboard, a microphone, one or more speakers, one or more cameras, one or more biometric scanners, one or more environmental sensors, one or more accelerometers, etc.). Non-volatile memory 128 stores operating system 115, one or more applications 116, and data 117 such that, for example, computer instructions of operating system 115 and/or applications 116 are executed by processor(s) 103 out of volatile memory 122. In some embodiments, volatile memory 122 may include one or more types of RAM and/or a cache memory that may offer a faster response time than a main memory. Data may be entered using an input device of GUI 124 or received from I/O device(s) 126. Various elements of computer 101 may communicate via one or more communication buses, shown as communication bus 150.

Computer 101 as shown in FIG. 1 is shown merely as an example, as clients, servers, intermediary and other networking devices and may be implemented by any computing



## 5

or processing environment and with any type of machine or set of machines that may have suitable hardware and/or software capable of operating as described herein. Processor(s) **103** may be implemented by one or more programmable processors to execute one or more executable instructions, such as a computer program, to perform the functions of the system. As used herein, the term “processor” describes circuitry that performs a function, an operation, or a sequence of operations. The function, operation, or sequence of operations may be hard coded into the circuitry or soft coded by way of instructions held in a memory device and executed by the circuitry. A “processor” may perform the function, operation, or sequence of operations using digital values and/or using analog signals. In some embodiments, the “processor” can be embodied in one or more application specific integrated circuits (ASICs), microprocessors, digital signal processors (DSPs), graphics processing units (GPUs), microcontrollers, field programmable gate arrays (FPGAs), programmable logic arrays (PLAs), multi-core processors, or general-purpose computers with associated memory. The “processor” may be analog, digital or mixed-signal. In some embodiments, the “processor” may be one or more physical processors or one or more “virtual” (e.g., remotely located or “cloud”) processors. A processor including multiple processor cores and/or multiple processors multiple processors may provide functionality for parallel, simultaneous execution of instructions or for parallel, simultaneous execution of one instruction on more than one piece of data.

Communications interfaces **118** may include one or more interfaces to enable computer **101** to access a computer network such as a Local Area Network (LAN), a Wide Area Network (WAN), a Personal Area Network (PAN), or the Internet through a variety of wired and/or wireless or cellular connections.

In described embodiments, the computing device **101** may execute an application on behalf of a user of a client computing device. For example, the computing device **101** may execute a virtual machine, which provides an execution session within which applications execute on behalf of a user or a client computing device, such as a hosted desktop session. The computing device **101** may also execute a terminal services session to provide a hosted desktop environment. The computing device **101** may provide access to a computing environment including one or more of: one or more applications, one or more desktop applications, and one or more desktop sessions in which one or more applications may execute.

Additional details of the implementation and operation of network environment, computer **101** and client and server computers may be as described in U.S. Pat. No. 9,538,345, issued Jan. 3, 2017 to Citrix Systems, Inc. of Fort Lauderdale, FL, the teachings of which are hereby incorporated herein by reference.

#### B. Systems and Methods for an Embedded Browser

The present disclosure is directed towards systems and methods of an embedded browser. A client application executing on a client device can allow a user to access applications (apps) that are served from and/or hosted on one or more servers, such as web applications and software-as-a-service (SaaS) applications (hereafter sometimes generally referred to as network applications). A browser that is embedded or integrated with the client application can render to the user a network application that is accessed or requested via the client application, and can enable interactivity between the user and the network application. The browser is sometimes referred to as an embedded browser, and the client application with embedded browser (CEB) is

## 6

sometimes referred to as a workspace application. The client application can establish a secure connection to the one or more servers to provide an application session for the user to access the network application using the client device and the embedded browser. The embedded browser can be integrated with the client application to ensure that traffic related to the network application is routed through and/or processed in the client application, which can provide the client application with real-time visibility to the traffic (e.g., when decrypted through the client application), and user interactions and behavior. The embedded browser can provide a seamless experience to a user as the network application is requested via the user interface (shared by the client application and the embedded browser) and rendered through the embedded browser within the same user interface.

The client application can terminate one end of a secured connection established with a server of a network application, such as a secure sockets layer (SSL) virtual private network (VPN) connection. The client application can receive encrypted traffic from the network application, and can decrypt the traffic before further processing (e.g., rendering by the embedded browser). The client application can monitor the received traffic (e.g., in encrypted packet form), and also have full visibility into the decrypted data stream and/or the SSL stack. This visibility can allow the client application to perform or facilitate policy-based management (e.g., including data loss prevention (DLP) capabilities), application control (e.g., to improve performance, service level), and collection and production of analytics. For instance, the local embedded can provide an information technology (IT) administrator with a controlled system for deploying web and SaaS applications through the embedded browser, and allow the IT administrator to set policies or configurations via the embedded browser for performing any of the forgoing activities.

Many web and SaaS delivered applications connect from web servers to generic browsers (e.g., Internet Explorer, Firefox, and so on) of users. Once authenticated, the entire session of such a network application is encrypted. However, in this scenario, an administrator may not have visibility, analytics, or control of the content entering the network application from the user’s digital workspace, or the content leaving the network application and entering the user’s digital workspace. Moreover, content of a network application viewed in a generic browser can be copied or downloaded (e.g., by a user or program) to potentially any arbitrary application or device, resulting in a possible breach in data security.

This present systems and methods can ensure that traffic associated with a network application is channeled through a CEB. By way of illustration, when a user accesses a SaaS web service with security assertion markup language (SAML) enabled for instance, the corresponding access request can be forwarded to a designated gateway service that determines, checks or verifies if the CEB was used to make the access request. Responsive to determining that a CEB was used to make the access request, the gateway service can perform or provide authentication and single-sign-on (SSO), and can allow the CEB to connect directly to the SaaS web service. Encryption (e.g., standard encryption) can be used for the application session between the CEB and the SaaS web service. When the content from the web service is unencrypted in the CEB to the viewed via the embedded browser, and/or when input is entered via the CEB, the CEB can provide added services on selective application-related information for control and analytics for



instance. For example, an analytics agent or application programming interface (API) can be embedded in the CEB to provide or perform the added services.

The CEB (sometimes referred to as workspace application or receiver) can interoperate with one or more gateway services, intermediaries and/or network servers (sometimes collectively referred to as cloud services or Citrix Cloud) to provide access to a network application. Features and elements of an environment related to the operation of an embodiment of cloud services are described below.

FIG. 2 illustrates an embodiment of cloud services for use in accessing resources including network applications. The cloud services can include an enterprise mobility technical architecture 200, which can include an access gateway 260 in one illustrative embodiment. The architecture can be used in a bring-your-own-device (BYOD) environment for instance. The architecture can enable a user of a client device 202 (e.g., a mobile or other device) to both access enterprise or personal resources from a client device 202, and use the client device 202 for personal use. The user may access such enterprise resources 204 or enterprise services 208 via a client application executing on the client device 202. The user may access such enterprise resources 204 or enterprise services 208 using a client device 202 that is purchased by the user or a client device 202 that is provided by the enterprise to user. The user may utilize the client device 202 for business use only or for business and personal use. The client device may run an iOS operating system, and Android operating system, or the like. The enterprise may choose to implement policies to manage the client device 202. The policies may be implanted through a firewall or gateway in such a way that the client device may be identified, secured or security verified, and provided selective or full access to the enterprise resources. The policies may be client device management policies, mobile application management policies, mobile data management policies, or some combination of client device, application, and data management policies. A client device 202 that is managed through the application of client device management policies may be referred to as an enrolled device. The client device management policies can be applied via the client application for instance.

In some embodiments, the operating system of the client device may be separated into a managed partition 210 and an unmanaged partition 212. The managed partition 210 may have policies applied to it to secure the applications running on and data stored in the managed partition. The applications running on the managed partition may be secure applications. In other embodiments, all applications may execute in accordance with a set of one or more policy files received separate from the application, and which define one or more security parameters, features, resource restrictions, and/or other access controls that are enforced by the client device management system when that application is executing on the device. By operating in accordance with their respective policy file(s), each application may be allowed or restricted from communications with one or more other applications and/or resources, thereby creating a virtual partition. Thus, as used herein, a partition may refer to a physically partitioned portion of memory (physical partition), a logically partitioned portion of memory (logical partition), and/or a virtual partition created as a result of enforcement of one or more policies and/or policy files across multiple apps as described herein (virtual partition). Stated differently, by enforcing policies on managed apps, those apps may be restricted to only be able to communicate with other man-

aged apps and trusted enterprise resources, thereby creating a virtual partition that is not accessible by unmanaged apps and devices.

The secure applications may be email applications, web browsing applications, software-as-a-service (SaaS) access applications, Windows Application access applications, and the like. The client application can include a secure application launcher 218. The secure applications may be secure native applications 214, secure remote applications 222 executed by the secure application launcher 218, virtualization applications 226 executed by the secure application launcher 218, and the like. The secure native applications 214 may be wrapped by a secure application wrapper 220. The secure application wrapper 220 may include integrated policies that are executed on the client device 202 when the secure native application is executed on the device. The secure application wrapper 220 may include meta-data that points the secure native application 214 running on the client device 202 to the resources hosted at the enterprise that the secure native application 214 may require to complete the task requested upon execution of the secure native application 214. The secure remote applications 222 executed by a secure application launcher 218 may be executed within the secure application launcher application 218. The virtualization applications 226 executed by a secure application launcher 218 may utilize resources on the client device 202, at the enterprise resources 204, and the like. The resources used on the client device 202 by the virtualization applications 226 executed by a secure application launcher 218 may include user interaction resources, processing resources, and the like. The user interaction resources may be used to collect and transmit keyboard input, mouse input, camera input, tactile input, audio input, visual input, gesture input, and the like. The processing resources may be used to present a user interface, process data received from the enterprise resources 204, and the like. The resources used at the enterprise resources 204 by the virtualization applications 226 executed by a secure application launcher 218 may include user interface generation resources, processing resources, and the like. The user interface generation resources may be used to assemble a user interface, modify a user interface, refresh a user interface, and the like. The processing resources may be used to create information, read information, update information, delete information, and the like. For example, the virtualization application may record user interactions associated with a graphical user interface (GUI) and communicate them to a server application where the server application may use the user interaction data as an input to the application operating on the server. In this arrangement, an enterprise may elect to maintain the application on the server side as well as data, files, etc., associated with the application. While an enterprise may elect to “mobilize” some applications in accordance with the principles herein by securing them for deployment on the client device (e.g., via the client application), this arrangement may also be elected for certain applications. For example, while some applications may be secured for use on the client device, others might not be prepared or appropriate for deployment on the client device so the enterprise may elect to provide the mobile user access to the unprepared applications through virtualization techniques. As another example, the enterprise may have large complex applications with large and complex data sets (e.g., material resource planning applications) where it would be very difficult, or otherwise undesirable, to customize the application for the client device so the enterprise may elect to provide access to the application through virtualization



techniques. As yet another example, the enterprise may have an application that maintains highly secured data (e.g., human resources data, customer data, engineering data) that may be deemed by the enterprise as too sensitive for even the secured mobile environment so the enterprise may elect to use virtualization techniques to permit mobile access to such applications and data. An enterprise may elect to provide both fully secured and fully functional applications on the client device. The enterprise can use a client application, which can include a virtualization application, to allow access to applications that are deemed more properly operated on the server side. In an embodiment, the virtualization application may store some data, files, etc., on the mobile phone in one of the secure storage locations. An enterprise, for example, may elect to allow certain information to be stored on the phone while not permitting other information.

In connection with the virtualization application, as described herein, the client device may have a virtualization application that is designed to present GUIs and then record user interactions with the GUI. The virtualization application may communicate the user interactions to the server side to be used by the server side application as user interactions with the application. In response, the application on the server side may transmit back to the client device a new GUI. For example, the new GUI may be a static page, a dynamic page, an animation, or the like, thereby providing access to remotely located resources.

The secure applications may access data stored in a secure data container **228** in the managed partition **210** of the client device. The data secured in the secure data container may be accessed by the secure wrapped applications **214**, applications executed by a secure application launcher **222**, virtualization applications **226** executed by a secure application launcher **218**, and the like. The data stored in the secure data container **228** may include files, databases, and the like. The data stored in the secure data container **228** may include data restricted to a specific secure application **230**, shared among secure applications **232**, and the like. Data restricted to a secure application may include secure general data **234** and highly secure data **238**. Secure general data may use a strong form of encryption such as Advanced Encryption Standard (AES) 128-bit encryption or the like, while highly secure data **238** may use a very strong form of encryption such as AES 256-bit encryption. Data stored in the secure data container **228** may be deleted from the device upon receipt of a command from the device manager **224**. The secure applications may have a dual-mode option **240**. The dual mode option **240** may present the user with an option to operate the secured application in an unsecured or unmanaged mode. In an unsecured or unmanaged mode, the secure applications may access data stored in an unsecured data container **242** on the unmanaged partition **212** of the client device **202**. The data stored in an unsecured data container may be personal data **244**. The data stored in an unsecured data container **242** may also be accessed by unsecured applications **248** that are running on the unmanaged partition **212** of the client device **202**. The data stored in an unsecured data container **242** may remain on the client device **202** when the data stored in the secure data container **228** is deleted from the client device **202**. An enterprise may want to delete from the client device selected or all data, files, and/or applications owned, licensed or controlled by the enterprise (enterprise data) while leaving or otherwise preserving personal data, files, and/or applications owned, licensed or controlled by the user (personal data). This operation may be referred to as a selective wipe. With the

enterprise and personal data arranged in accordance to the aspects described herein, an enterprise may perform a selective wipe.

The client device **202** may connect to enterprise resources **204** and enterprise services **208** at an enterprise, to the public Internet **248**, and the like. The client device may connect to enterprise resources **204** and enterprise services **208** through virtual private network connections. The virtual private network connections, also referred to as microVPN or application-specific VPN, may be specific to particular applications (e.g., as illustrated by microVPNs **250**), particular devices, particular secured areas on the client device (e.g., as illustrated by O/S VPN **252**), and the like. For example, each of the wrapped applications in the secured area of the phone may access enterprise resources through an application specific VPN such that access to the VPN would be granted based on attributes associated with the application, possibly in conjunction with user or device attribute information. The virtual private network connections may carry Microsoft Exchange traffic, Microsoft Active Directory traffic, HyperText Transfer Protocol (HTTP) traffic, HyperText Transfer Protocol Secure (HTTPS) traffic, application management traffic, and the like. The virtual private network connections may support and enable single-sign-on authentication processes **254**. The single-sign-on processes may allow a user to provide a single set of authentication credentials, which are then verified by an authentication service **258**. The authentication service **258** may then grant to the user access to multiple enterprise resources **204**, without requiring the user to provide authentication credentials to each individual enterprise resource **204**.

The virtual private network connections may be established and managed by an access gateway **260**. The access gateway **260** may include performance enhancement features that manage, accelerate, and improve the delivery of enterprise resources **204** to the client device **202**. The access gateway may also re-route traffic from the client device **202** to the public Internet **248**, enabling the client device **202** to access publicly available and unsecured applications that run on the public Internet **248**. The client device may connect to the access gateway via a transport network **262**. The transport network **262** may use one or more transport protocols and may be a wired network, wireless network, cloud network, local area network, metropolitan area network, wide area network, public network, private network, and the like.

The enterprise resources **204** may include email servers, file sharing servers, SaaS/Web applications, Web application servers, Windows application servers, and the like. Email servers may include Exchange servers, Lotus Notes servers, and the like. File sharing servers may include ShareFile servers, and the like. SaaS applications may include Salesforce, and the like. Windows application servers may include any application server that is built to provide applications that are intended to run on a local Windows operating system, and the like. The enterprise resources **204** may be premise-based resources, cloud based resources, and the like. The enterprise resources **204** may be accessed by the client device **202** directly or through the access gateway **260**. The enterprise resources **204** may be accessed by the client device **202** via a transport network **262**. The transport network **262** may be a wired network, wireless network, cloud network, local area network, metropolitan area network, wide area network, public network, private network, and the like.



## 11

Cloud services can include an access gateway **260** and/or enterprise services **208**. The enterprise services **208** may include authentication services **258**, threat detection services **264**, device manager services **224**, file sharing services **268**, policy manager services **270**, social integration services **272**, application controller services **274**, and the like. Authentication services **258** may include user authentication services, device authentication services, application authentication services, data authentication services and the like. Authentication services **258** may use certificates. The certificates may be stored on the client device **202**, by the enterprise resources **204**, and the like. The certificates stored on the client device **202** may be stored in an encrypted location on the client device, the certificate may be temporarily stored on the client device **202** for use at the time of authentication, and the like. Threat detection services **264** may include intrusion detection services, unauthorized access attempt detection services, and the like. Unauthorized access attempt detection services may include unauthorized attempts to access devices, applications, data, and the like. Device management services **224** may include configuration, provisioning, security, support, monitoring, reporting, and decommissioning services. File sharing services **268** may include file management services, file storage services, file collaboration services, and the like. Policy manager services **270** may include device policy manager services, application policy manager services, data policy manager services, and the like. Social integration services **272** may include contact integration services, collaboration services, integration with social networks such as Facebook, Twitter, and LinkedIn, and the like. Application controller services **274** may include management services, provisioning services, deployment services, assignment services, revocation services, wrapping services, and the like.

The enterprise mobility technical architecture **200** may include an application store **278**. The application store **278** may include unwrapped applications **280**, pre-wrapped applications **282**, and the like. Applications may be populated in the application store **278** from the application controller **274**. The application store **278** may be accessed by the client device **202** through the access gateway **260**, through the public Internet **248**, or the like. The application store may be provided with an intuitive and easy to use User Interface.

A software development kit **284** may provide a user the capability to secure applications selected by the user by providing a secure wrapper around the application. An application that has been wrapped using the software development kit **284** may then be made available to the client device **202** by populating it in the application store **278** using the application controller **274**.

The enterprise mobility technical architecture **200** may include a management and analytics capability. The management and analytics capability may provide information related to how resources are used, how often resources are used, and the like. Resources may include devices, applications, data, and the like. How resources are used may include which devices download which applications, which applications access which data, and the like. How often resources are used may include how often an application has been downloaded, how many times a specific set of data has been accessed by an application, and the like.

FIG. 3 depicts is an illustrative embodiment of an enterprise mobility management system **300**. Some of the components of the mobility management system **200** described above with reference to FIG. 2 have been omitted for the sake of simplicity. The architecture of the system **300**

## 12

depicted in FIG. 3 is similar in many respects to the architecture of the system **200** described above with reference to FIG. 2 and may include additional features not mentioned above.

In this case, the left hand side represents an enrolled client device **302** with a client agent **304**, which interacts with gateway server **306** to access various enterprise resources **308** and services **309** such as Web or SasS applications, Exchange, Sharepoint, public-key infrastructure (PKI) Resources, Kerberos Resources, Certificate Issuance service, as shown on the right hand side above. The gateway server **306** can include embodiments of features and functionalities of the cloud services, such as access gateway **260** and application controller functionality. Although not specifically shown, the client agent **304** may be part of, and/or interact with the client application which can operate as an enterprise application store (storefront) for the selection and/or downloading of network applications.

The client agent **304** can act as a UI (user interface) intermediary for Windows apps/desktops hosted in an Enterprise data center, which are accessed using the High-Definition User Experience (HDX) or Independent Computing Architecture (ICA) display remoting protocol. The client agent **304** can also support the installation and management of native applications on the client device **302**, such as native iOS or Android applications. For example, the managed applications **310** (mail, browser, wrapped application) shown in the figure above are native applications that execute locally on the device. Client agent **304** and application management framework of this architecture act to provide policy driven management capabilities and features such as connectivity and SSO (single sign on) to enterprise resources/services **308**. The client agent **304** handles primary user authentication to the enterprise, for instance to access gateway (AG) with SSO to other gateway server components. The client agent **304** obtains policies from gateway server **306** to control the behavior of the managed applications **310** on the client device **302**.

The Secure interprocess communication (IPC) links **312** between the native applications **310** and client agent **304** represent a management channel, which allows client agent to supply policies to be enforced by the application management framework **314** “wrapping” each application. The IPC channel **312** also allows client agent **304** to supply credential and authentication information that enables connectivity and SSO to enterprise resources **308**. Finally the IPC channel **312** allows the application management framework **314** to invoke user interface functions implemented by client agent **304**, such as online and offline authentication.

Communications between the client agent **304** and gateway server **306** are essentially an extension of the management channel from the application management framework **314** wrapping each native managed application **310**. The application management framework **314** requests policy information from client agent **304**, which in turn requests it from gateway server **306**. The application management framework **314** requests authentication, and client agent **304** logs into the gateway services part of gateway server **306** (also known as NetScaler access gateway). Client agent **304** may also call supporting services on gateway server **306**, which may produce input material to derive encryption keys for the local data vaults **316**, or provide client certificates which may enable direct authentication to PKI protected resources, as more fully explained below.

In more detail, the application management framework **314** “wraps” each managed application **310**. This may be incorporated via an explicit build step, or via a post-build



13

processing step. The application management framework 314 may “pair” with client agent 304 on first launch of an application 310 to initialize the Secure IPC channel and obtain the policy for that application. The application management framework 314 may enforce relevant portions of the policy that apply locally, such as the client agent login dependencies and some of the containment policies that restrict how local OS services may be used, or how they may interact with the application 310.

The application management framework 314 may use services provided by client agent 304 over the Secure IPC channel 312 to facilitate authentication and internal network access. Key management for the private and shared data vaults 316 (containers) may be also managed by appropriate interactions between the managed applications 310 and client agent 304. Vaults 316 may be available only after online authentication, or may be made available after offline authentication if allowed by policy. First use of vaults 316 may require online authentication, and offline access may be limited to at most the policy refresh period before online authentication is again required.

Network access to internal resources may occur directly from individual managed applications 310 through access gateway 306. The application management framework 314 is responsible for orchestrating the network access on behalf of each application 310. Client agent 304 may facilitate these network connections by providing suitable time limited secondary credentials obtained following online authentication. Multiple modes of network connection may be used, such as reverse web proxy connections and end-to-end VPN-style tunnels 318.

The Mail and Browser managed applications 310 can have special status and may make use of facilities that might not be generally available to arbitrary wrapped applications. For example, the Mail application may use a special background network access mechanism that allows it to access Exchange over an extended period of time without requiring a full AG logon. The Browser application may use multiple private data vaults to segregate different kinds of data.

This architecture can support the incorporation of various other security features. For example, gateway server 306 (including its gateway services) in some cases might not need to validate active directory (AD) passwords. It can be left to the discretion of an enterprise whether an AD password is used as an authentication factor for some users in some situations. Different authentication methods may be used if a user is online or offline (i.e., connected or not connected to a network).

Step up authentication is a feature wherein gateway server 306 may identify managed native applications 310 that are allowed to have access to more sensitive data using strong authentication, and ensure that access to these applications is only permitted after performing appropriate authentication, even if this means a re-authentication is requested from the user after a prior weaker level of login.

Another security feature of this solution is the encryption of the data vaults 316 (containers) on the client device 302. The vaults 316 may be encrypted so that all on-device data including clipboard/cache data, files, databases, and configurations are protected. For on-line vaults, the keys may be stored on the server (gateway server 306), and for off-line vaults, a local copy of the keys may be protected by a user password or biometric validation. When data is stored locally on the device 302 in the secure container 316, it is preferred that a minimum of AES 256 encryption algorithm be utilized.

14

Other secure container features may also be implemented. For example, a logging feature may be included, wherein all security events happening inside an application 310 are logged and reported to the backend. Data wiping may be supported, such as if the application 310 detects tampering, associated encryption keys may be written over with random data, leaving no hint on the file system that user data was destroyed. Screenshot protection is another feature, where an application may prevent any data from being stored in screenshots. For example, the key window’s hidden property may be set to YES. This may cause whatever content is currently displayed on the screen to be hidden, resulting in a blank screenshot where any content would normally reside.

Local data transfer may be prevented, such as by preventing any data from being locally transferred outside the application container, e.g., by copying it or sending it to an external application. A keyboard cache feature may operate to disable the autocorrect functionality for sensitive text fields. SSL certificate validation may be operable so the application specifically validates the server SSL certificate instead of it being stored in the keychain. An encryption key generation feature may be used such that the key used to encrypt data on the device is generated using a passphrase or biometric data supplied by the user (if offline access is required). It may be XORed with another key randomly generated and stored on the server side if offline access is not required. Key Derivation functions may operate such that keys generated from the user password use KDFs (key derivation functions, notably Password-Based Key Derivation Function 2 (PBKDF2)) rather than creating a cryptographic hash of it. The latter makes a key susceptible to brute force or dictionary attacks.

Further, one or more initialization vectors may be used in encryption methods. An initialization vector might cause multiple copies of the same encrypted data to yield different cipher text output, preventing both replay and cryptanalytic attacks. This may also prevent an attacker from decrypting any data even with a stolen encryption key. Further, authentication then decryption may be used, wherein application data is decrypted only after the user has authenticated within the application. Another feature may relate to sensitive data in memory, which may be kept in memory (and not in disk) only when it’s needed. For example, login credentials may be wiped from memory after login, and encryption keys and other data inside objective-C instance variables are not stored, as they may be easily referenced. Instead, memory may be manually allocated for these.

An inactivity timeout may be implemented via the CEB, wherein after a policy-defined period of inactivity, a user session is terminated.

Data leakage from the application management framework 314 may be prevented in other ways. For example, when an application 310 is put in the background, the memory may be cleared after a predetermined (configurable) time period. When backgrounded, a snapshot may be taken of the last displayed screen of the application to fasten the foregrounding process. The screenshot may contain confidential data and hence should be cleared.

Another security feature relates to the use of an OTP (one time password) 320 without the use of an AD (active directory) 322 password for access to one or more applications. In some cases, some users do not know (or are not permitted to know) their AD password, so these users may authenticate using an OTP 320 such as by using a hardware OTP system like SecurID (OTPs may be provided by different vendors also, such as Entrust or Gemalto). In some



## 15

cases, after a user authenticates with a user ID, a text is sent to the user with an OTP **320**. In some cases, this may be implemented only for online use, with a prompt being a single field.

An offline password may be implemented for offline authentication for those applications **310** for which offline use is permitted via enterprise policy. For example, an enterprise may want storefront to be accessed in this manner. In this case, the client agent **304** may require the user to set a custom offline password and the AD password is not used. Gateway server **306** may provide policies to control and enforce password standards with respect to the minimum length, character class composition, and age of passwords, such as described by the standard Windows Server password complexity requirements, although these requirements may be modified.

Another feature relates to the enablement of a client side certificate for certain applications **310** as secondary credentials (for the purpose of accessing PKI protected web resources via the application management framework micro VPN feature). For example, an application may utilize such a certificate. In this case, certificate-based authentication using ActiveSync protocol may be supported, wherein a certificate from the client agent **304** may be retrieved by gateway server **306** and used in a keychain. Each managed application may have one associated client certificate, identified by a label that is defined in gateway server **306**.

Gateway server **306** may interact with an Enterprise special purpose web service to support the issuance of client certificates to allow relevant managed applications to authenticate to internal PKI protected resources.

The client agent **304** and the application management framework **314** may be enhanced to support obtaining and using client certificates for authentication to internal PKI protected network resources. More than one certificate may be supported, such as to match various levels of security and/or separation requirements. The certificates may be used by the Mail and Browser managed applications, and ultimately by arbitrary wrapped applications (provided those applications use web service style communication patterns where it is reasonable for the application management framework to mediate https requests).

Application management client certificate support on iOS may rely on importing public-key cryptography standards (PKCS) 12 BLOB (Binary Large Object) into the iOS keychain in each managed application for each period of use. Application management framework client certificate support may use a HTTPS implementation with private in-memory key storage. The client certificate might never be present in the iOS keychain and might not be persisted except potentially in "online-only" data value that is strongly protected.

Mutual SSL or TLS may also be implemented to provide additional security by requiring that a client device **302** is authenticated to the enterprise, and vice versa. Virtual smart cards for authentication to gateway server **306** may also be implemented.

Both limited and full Kerberos support may be additional features. The full support feature relates to an ability to do full Kerberos login to Active Directory (AD) **322**, using an AD password or trusted client certificate, and obtain Kerberos service tickets to respond to HTTP Negotiate authentication challenges. The limited support feature relates to constrained delegation in Citrix Access Gateway Enterprise Edition (AGEE), where AGEE supports invoking Kerberos protocol transition so it can obtain and use Kerberos service tickets (subject to constrained delegation) in response to

## 16

HTTP Negotiate authentication challenges. This mechanism works in reverse web proxy (aka corporate virtual private network (CVPN)) mode, and when http (but not https) connections are proxied in VPN and MicroVPN mode.

Another feature relates to application container locking and wiping, which may automatically occur upon jail-break or rooting detections, and occur as a pushed command from administration console, and may include remote wipe functionality even when an application **310** is not running.

A multi-site architecture or configuration of enterprise application store and an application controller may be supported that allows users to be service from one of several different locations in case of failure.

In some cases, managed applications **310** may be allowed to access a certificate and private key via an API (example OpenSSL). Trusted managed applications **310** of an enterprise may be allowed to perform specific Public Key operations with an application's client certificate and private key. Various use cases may be identified and treated accordingly, such as when an application behaves like a browser and no certificate access is used, when an application reads a certificate for "who am I," when an application uses the certificate to build a secure session token, and when an application uses private keys for digital signing of important data (e.g., transaction log) or for temporary data encryption.

Referring now to FIG. 4, depicted is a block diagram of a system **400** of an embedded browser. In brief overview, the system **400** may include a client device **402** with a digital workspace for a user, a client application **404**, cloud services **408** operating on at least one network device **432**, and network applications **406** served from and/or hosted on one or more servers **430**. The client application **404** can for instance include at least one of: an embedded browser **410**, a networking agent **412**, a cloud services agent **414**, a remote session agent **416**, or a secure container **418**. The cloud services **408** can for instance include at least one of: secure browser(s) **420**, an access gateway **422** (or CIS, e.g., for registering and/or authenticating the client application and/or user), or analytics services **424** (or CAS, e.g., for receiving information from the client application for analytics). The network applications **406** can include sanctioned applications **426** and non-sanctioned applications **428**.

Each of the above-mentioned elements or entities is implemented in hardware, or a combination of hardware and software, in one or more embodiments. Each component of the system **400** may be implemented using hardware or a combination of hardware or software detailed above in connection with FIG. 1. For instance, each of these elements or entities can include any application, program, library, script, task, service, process or any type and form of executable instructions executing on hardware of the client device **402**, the at least one network device **432** and/or the one or more servers **430**. The hardware includes circuitry such as one or more processors in one or more embodiments. For example, the at least one network device **432** and/or the one or more servers **430** can include any of the elements of a computing device described above in connection with at least FIG. 1 for instance.

The client device **402** can include any embodiment of a computing device described above in connection with at least FIG. 1 for instance. The client device **402** can include any user device such as a desktop computer, a laptop computer, a tablet device, a smart phone, or any other mobile or personal device. The client device **402** can include a digital workspace of a user, which can include file system(s), cache or memory (e.g., including electronic clipboard(s)), container(s), application(s) and/or other resources on the



client device **402**. The digital workspace can include or extend to one or more networks accessible by the client device **402**, such as an intranet and the Internet, including file system(s) and/or other resources accessible via the one or more networks. A portion of the digital workspace can be secured via the use of the client application **404** with embedded browser **410** (CEB) for instance. The secure portion of the digital workspace can include for instance file system(s), cache or memory (e.g., including electronic clipboard(s)), application(s), container(s) and/or other resources allocated to the CEB, and/or allocated by the CEB to network application(s) **406** accessed via the CEB. The secure portion of the digital workspace can also include resources specified by the CEB (via one or more policies) for inclusion in the secure portion of the digital workspace (e.g., a particular local application can be specified via a policy to be allowed to receive data obtained from a network application).

The client application **404** can include one or more components, such as an embedded browser **410**, a networking agent **412**, a cloud services agent **414** (sometimes referred to as management agent), a remote session agent **416** (sometimes referred to as HDX engine), and/or a secure container **418** (sometimes referred to as secure cache container). One or more of the components can be installed as part of a software build or release of the client application **404** or CEB, or separately acquired or downloaded and installed/integrated into an existing installation of the client application **404** or CEB for instance. For instance, the client device may download or otherwise receive the client application **404** (or any component) from the network device(s) **432**. In some embodiments, the client device may send a request for the client application **404** to the network device(s) **432**. For example, a user of the client device can initiate a request, download and/or installation of the client application. The network device(s) **432** in turn may send the client application to the client device. In some embodiments, the network device(s) **432** may send a setup or installation application for the client application to the client device. Upon receipt, the client device may install the client application onto a hard disk of the client device. In some embodiments, the client device may run the setup application to unpack or decompress a package of the client application. In some embodiments, the client application may be an extension (e.g., an add-on, an add-in, an applet or a plug-in) to another application (e.g., a networking agent **412**) installed on the client device. The client device may install the client application to interface or inter-operate with the pre-installed application. In some embodiments, the client application may be a standalone application. The client device may install the client application to execute as a separate process.

The embedded browser **410** can include elements and functionalities of a web browser application or engine. The embedded browser **410** can locally render network application(s) as a component or extension of the client application. For instance, the embedded browser **410** can render a SaaS/Web application inside the CEB which can provide the CEB with full visibility and control of the application session. The embedded browser can be embedded or incorporated into the client application via any means, such as direct integration (e.g., programming language or script insertion) into the executable code of the client application, or via plugin installation. For example, the embedded browser can include a Chromium based browser engine or other type of browser engine, that can be embedded into the client application, using the Chromium embedded frame-

work (CEF) for instance. The embedded browser can include a HTML5-based layout graphical user interface (GUI). The embedded browser can provide HTML rendering and JavaScript support to a client application incorporating various programming languages. For example, elements of the embedded browser can bind to a client application incorporating C, C++, Delphi, Go, Java, .NET/Mono, Visual Basic 6.0, and/or Python.

In some embodiments, the embedded browser comprises a plug-in installed on the client application. For example, the plug-in can include one or more components. One such component can be an ActiveX control or Java control or any other type and/or form of executable instructions capable of loading into and executing in the client application. For example, the client application can load and run an Active X control of the embedded browser, such as in a memory space or context of the client application. In some embodiments, the embedded browser can be installed as an extension on the client application, and a user can choose to enable or disable the plugin or extension. The embedded browser (e.g., via the plugin or extension) can form or operate as a secured browser for securing, using and/or accessing resources within the secured portion of the digital workspace.

The embedded browser can incorporate code and functionalities beyond that available or possible in a standard or typical browser. For instance, the embedded browser can bind with or be assigned with a secured container **418**, to define at least part of the secured portion of a user's digital workspace. The embedded browser can bind with or be assigned with a portion of the client device's cache to form a secured clipboard (e.g., local to the client device, or extendable to other devices), that can be at least part of the secured container **418**. The embedded browser can be integrated with the client application to ensure that traffic related to network applications is routed through and/or processed in the client application, which can provide the client application with real-time visibility to the traffic (e.g., when decrypted through the client application). This visibility to the traffic can allow the client application to perform or facilitate policy-based management (e.g., including data loss prevention (DLP) capabilities), application control, and collection and production of analytics.

In some embodiments, the embedded browser incorporates one or more other components of the client application **404**, such as the cloud services agent **414**, remote session agent **416** and/or secure container **418**. For instance, a user can use the cloud services agent **414** of the embedded browser to interoperate with the access gateway **422** (sometimes referred to as CIS) to access a network application. For example, the cloud services agent **414** can execute within the embedded browser, and can receive and transmit navigation commands from the embedded browser to a hosted network application. The cloud services agent can use a remote presentation protocol to display the output generated by the network application to the embedded browser. For example, the cloud services agent **414** can include a HTML5 web client that allows end users to access remote desktops and/or applications on the embedded browser.

The client application **404** and CEB operate on the application layer of the operational (OSI) stack of the client device. The client application **404** can include and/or execute one or more agents that interoperate with the cloud services **408**. The client application **404** can receive, obtain, retrieve or otherwise access various policies (e.g., an enterprise's custom, specified or internal policies or rules) and/or data (e.g., from an access gateway **422** and/or network



device(s) of cloud services **408**, or other server(s), that may be managed by the enterprise). The client application can access the policies and/or data to control and/or manage a network application (e.g., a SaaS, web or remote-hosted application). Control and/or management of a network application can include control and/or management of various aspects of the network application, such as access control, session delivery, available features or functions, service level, traffic management and monitoring, and so on. The network application can be from a provider or vendor of the enterprise (e.g., salesforce.com, SAP, Microsoft Office **365**), from the enterprise itself, or from another entity (e.g., Dropbox or Gmail service).

For example, the cloud services agent **414** can provide policy driven management capabilities and features related to the use and/or access of network applications. For example, the cloud services agent **414** can include a policy engine to apply one or more policies (e.g., received from cloud services) to determine access control and/or connectivity to resources such as network applications. When a session is established between the client application and a server **430** providing a SaaS application for instance, the cloud services agent **414** can apply one or more policies to control traffic levels and/or traffic types (or other aspects) of the session, for instance to manage a service level of the SaaS application. Additional aspects of the application traffic that can be controlled or managed can include encryption level and/or encryption type applied to the traffic, level of interactivity allowed for a user, limited access to certain features of the network application (e.g., print-screen, save, edit or copy functions), restrictions to use or transfer of data obtained from the network application, limit concurrent access to two or more network applications, limit access to certain file repositories or other resources, and so on.

The cloud services agent **414** can convey or feed information to analytics services **424** of the cloud services **408**, such as information about SaaS interaction events visible to the CEB. Such a configuration using the CEB can monitor or capture information for analytics without having an inline device or proxy located between the client device and the server(s) **430**, or using a SaaS API gateway 'out-of-band' approach. In some embodiments, the cloud services agent **414** does not execute within the embedded browser. In these embodiments, a user can similarly use the cloud services agent **414** to interoperate with the access gateway (or CIS) **422** to access a network application. For instance, the cloud services agent **414** can register and/or authenticate with the access gateway (or CIS) **422**, and can obtain a list of the network applications from the access gateway (or CIS) **422**. The cloud services agent **414** can include and/or operate as an application store (or storefront) for user selection and/or downloading of network applications. Upon logging in to access a network application, the cloud services agent **414** can intercept and transmit navigation commands from the embedded browser to the network application. The cloud services agent can use a remote presentation protocol to display the output generated by the network application to the embedded browser. For example, the cloud services agent **414** can include a HTML5 web client that allows end users to access remote desktops and/or applications on the embedded browser.

In some embodiments, the cloud services agent **414** provides single sign on (SSO) capability for the user and/or client device to access a plurality of network applications. The cloud services agent **414** can perform user authentication to access network applications as well as other network resources and services, by communicating with the access

gateway **422** for instance. For example, the cloud services agent **414** can authenticate or register with the access gateway **422**, to access other components of the cloud services **408** and/or the network applications **406**. Responsive to the authentication or registration, the access gateway **422** can perform authentication and/or SSO for (or on behalf of) the user and/or client application, with the network applications.

The client application **404** can include a networking agent **412**. The networking agent **412** is sometimes referred to as a software-defined wide area network (SD-WAN) agent, mVPN agent, or microVPN agent. The networking agent **412** can establish or facilitate establishment of a network connection between the client application and one or more resources (e.g., server **430** serving a network application). The networking agent **412** can perform handshaking for a requested connection from the client application to access a network application, and can establish the requested connection (e.g., secure or encrypted connection). The networking agent **412** can connect to enterprise resources (including services) for instance via a virtual private network (VPN). For example, the networking agent **412** can establish a secure socket layer (SSL) VPN between the client application and a server **430** providing the network application **406**. The VPN connections, sometimes referred to as microVPN or application-specific VPN, may be specific to particular network applications, particular devices, particular secured areas on the client device, and the like, for instance as discussed above in connection with FIG. 3. Such VPN connections can carry Microsoft Exchange traffic, Microsoft Active Directory traffic, HyperText Transfer Protocol (HTTP) traffic, HyperText Transfer Protocol Secure (HTTPS) traffic, as some examples.

The remote session agent **416** (sometimes referred to as HDX engine) can include features of the client agent **304** discussed above in connection with FIG. 2 for instance, to support display a remoting protocol (e.g., HDX or ICA). In some embodiments, the remote session agent **416** can establish a remote desktop session and/or remote application session in accordance to any variety of protocols, such as the Remote Desktop Protocol (RDP), Appliance Link Protocol (ALP), Remote Frame Buffer (RFB) Protocol, and ICA Protocol. For example, the remote session agent **416** can establish a remote application session for a user of the client device to access an enterprise network application. The remote session agent **416** can establish the remote application session within or over a secure connection (e.g., a VPN) established by the networking agent **412** for instance.

The client application or CEB can include or be associated with a secure container **418**. A secure container can include a logical or virtual delineation of one or more types of resources accessible within the client device and/or accessible by the client device. For example, the secure container **418** can refer to the entirety of the secured portion of the digital workspace, or particular aspect(s) of the secured portion. In some embodiments, the secure container **418** corresponds to a secure cache (e.g., electronic or virtual clipboard), and can dynamically incorporate a portion of a local cache of each client device of a user, and/or a cloud-based cache of the user, that is protected or secured (e.g., encrypted). The secure container can define a portion of file system(s), and/or delineate resources allocated to a CEB and/or to network applications accessed via the CEB. The secure container can include elements of the secure data container **228** discussed above in connection with FIG. 2 for example. The CEB can be configured (e.g., via policies) to limit, disallow or disable certain actions or activities on



resources and/or data identified to be within a secure container. A secured container can be defined to specify that the resources and/or data within the secure container are to be monitored for misuse, abuse and/or exfiltration.

In certain embodiments, a secure container relates to or involves the use of a secure browser (e.g., embedded browser 410 or secure browser 420) that implements various enterprise security features. Network applications (or web pages accessed by the secure browser) that are configured to run within the secure browser can effectively inherit the security mechanisms implemented by the secure browser. These network applications can be considered to be contained within the secure container. The use of such a secure browser can enable an enterprise to implement a content filtering policy in which, for example, employees are blocked from accessing certain web sites from their client devices. The secure browser can be used, for example, to enable client device users to access a corporate intranet without the need for a VPN.

In some embodiments, a secure container can support various types of remedial actions for protecting enterprise resources. One such remedy is to lock the client device, or a secure container on the client device that stores data to be protected, such that the client device or secure container can only be unlocked with a valid code provided by an administrator for instance. In some embodiments, these and other types of remedies can be invoked automatically based on conditions detected on the client device (via the application of policies for instance), or can be remotely initiated by an administrator.

In some embodiments, a secure container can include a secure document container for documents. A document can comprise any computer-readable file including text, audio, video, and/or other types of information or media. A document can comprise any single one or combination of these media types. As explained herein, the secure container can help prevent the spread of enterprise information to different applications and components of the client device, as well as to other devices. The enterprise system (which can be partially or entirely within a cloud network) can transmit documents to various devices, which can be stored within the secure container. The secure container can prevent unauthorized applications and other components of the client device from accessing information within the secure container. For enterprises that allow users to use their own client devices for accessing, storing, and using enterprise data, providing secure container on the client devices helps to secure the enterprise data. For instance, providing secure containers on the client devices can centralize enterprise data in one location on each client device, and can facilitate selective or complete deletion of enterprise data from each client device when desired.

The secure container can include an application that implements a file system that stores documents and/or other types of files. The file system can comprise a portion of a computer-readable memory of the client device. The file system can be logically separated from other portions of the computer-readable memory of the client device. In this way, enterprise data can be stored in a secure container and private data can be stored in a separate portion of the computer-readable memory of the client device for instance. The secure container can allow the CEB, network applications accessed via the CEB, locally installed applications and/or other components of the client device to read from, write to, and/or delete information from the file system (if authorized to do so). Deleting data from the secure container can include deleting actual data stored in the secure con-

tainer, deleting pointers to data stored in the secure container, deleting encryption keys used to decrypt data stored in the secure container, and the like. The secure container can be installed by, e.g., the client application, an administrator, or the client device manufacturer. The secure container can enable some or all of the enterprise data stored in the file system to be deleted without modifying private data stored on the client device outside of the secure container. The file system can facilitate selective or complete deletion of data from the file system. For example, an authorized component of the enterprise's system can delete data from the file system based on, e.g., encoded rules. In some embodiments, the client application can delete the data from the file system, in response to receiving a deletion command from the enterprise's system.

The secure container can include an access manager that governs access to the file system by applications and other components of the client device. Access to the file system can be governed based on document access policies (e.g., encoded rules) maintained by the client application, in the documents and/or in the file system. A document access policy can limit access to the file system based on (1) which application or other component of the client device is requesting access, (2) which documents are being requested, (3) time or date, (4) geographical position of the client device, (5) whether the requesting application or other component provides a correct certificate or credentials, (6) whether the user of the client device provides correct credentials, (7) other conditions, or any combination thereof. A user's credentials can comprise, for example, a password, one or more answers to security questions (e.g., What is the mascot of your high school?), biometric information (e.g., fingerprint scan, eye-scan), and the like. Hence, by using the access manager, the secure container can be configured to be accessed only by applications that are authorized to access the secure container. As one example, the access manager can enable enterprise applications installed on the client device to access data stored in the secure container and to prevent non-enterprise applications from accessing the data stored in the secure container.

Temporal and geographic restrictions on document access may be useful. For example, an administrator may deploy a document access policy that restricts the availability of the documents (stored within the secure container) to a specified time window and/or a geographic zone (e.g., as determined by a GPS chip) within which the client device must reside in order to access the documents. Further, the document access policy can instruct the secure container or client application to delete the documents from the secure container or otherwise make them unavailable when the specified time period expires or if the client device is taken outside of the defined geographic zone.

Some documents can have access policies that forbid the document from being saved within the secure container. In such embodiments, the document can be available for viewing on the client device only when the user is logged in or authenticated via the cloud services for example.

The access manager can also be configured to enforce certain modes of connectivity between remote devices (e.g., an enterprise resource or other enterprise server) and the secure container. For example, the access manager can require that documents received by the secure container from a remote device and/or sent from the secure container to the remote device be transmitted through secured tunnels/connections, for example. The access manager can require that all documents transmitted to and from the secure container be encrypted. The client application or access



23

manager can be configured to encrypt documents sent from the secure container and decrypt documents sent to the secure container. Documents in the secure container can also be stored in an encrypted form.

The secure container can be configured to prevent documents or data included within documents or the secure container from being used by unauthorized applications or components of the client device or other devices. For instance, a client device application having authorization to access documents from the secure container can be programmed to prevent a user from copying a document's data and pasting it into another file or application interface, or locally saving the document or document data as a new file outside of the secure container. Similarly, the secure container can include a document viewer and/or editor that do not permit such copy/paste and local save operations. Moreover, the access manager can be configured to prevent such copy/paste and local save operations. Further, the secure container and applications programmed and authorized to access documents from the secure container can be configured to prevent users from attaching such documents to emails or other forms of communication.

One or more applications (e.g., applications installed on the client device, and/or network applications accessed via the CEB) can be programmed or controlled (e.g., via policy-based enforcement) to write enterprise-related data only into the secure container. For instance, an application's source code can be provided with the resource name of the secure container. Similarly, a remote application (e.g., executing on a device other than the client device) can be configured to send data or documents only to the secure container (as opposed to other components or memory locations of the client device). Storing data to the secure container can occur automatically, for example, under control of the application, the client application, and/or the secure browser. The client application can be programmed to encrypt or decrypt documents stored or to be stored within the secure container. In certain embodiments, the secure container can only be used by applications (on the client device or a remote device) that are programmed to identify and use the secure container, and which have authorization to do so.

The network applications 406 can include sanctioned network applications 426 and non-sanctioned network applications 428. By way of a non-limiting example, sanctioned network applications 426 can include network applications from Workday, Salesforce, Office 365, SAP, and so on, while non-sanctioned network applications 426 can include network applications from Dropbox, Gmail, and so on. For instance, FIG. 4 illustrates a case where sanctioned applications 426 are accessed via a CEB. In operation (1), a user instance of a client application 404, that is installed on client device 402, can register or authenticate with the access gateway 422 of cloud services 408. For example, the user can authenticate the user to the client device and login to the client device 402. The client application can automatically execute, or be activated by the user. In some embodiments, the user can sign in to the client application (e.g., by authenticating the user to the client application). In response to the login or sign-in, the client application can register or authenticate the user and/or the client application with the access gateway 422.

In operation (2), in response to the registration or authentication, the access gateway 422 can identify or retrieve a list of enumerated network applications available or pre-assigned to the user, and can provide the list to the client application. For example, in response to the registration or authentication, the access gateway can identify the user

24

and/or retrieve a user profile of the user. According to the identity and/or user profile, the access gateway can determine the list (e.g., retrieve a stored list of network applications matched with the user profile and/or the identity of the user). The list can correspond to a list of network applications sanctioned for the user. The access gateway can send the list to the client application or embedded browser, which can be presented via the client application or embedded browser to the user (e.g., in a storefront user interface) for selection.

In operation (3), the user can initiate connection to a sanctioned network application (e.g., a SaaS application), by selecting from the list of network applications presented to the user. For example, the user can click on an icon or other representation of the sanctioned network application, displayed via the client application or embedded browser. This user action can trigger the CEB to transmit a connection or access request to a server that provisions the network application. The request can include a request to the server (e.g., SaaS provider) to communicate with the access gateway to authenticate the user. The server can send a request to the access gateway to authenticate the user for example.

In operation (4), the access gateway can perform SSO with the server, to authenticate the user. For example, in response to the server's request to authenticate the user, the access gateway can provide credentials of the user to the server(s) 430 for SSO, to access the selected network application and/or other sanctioned network applications. In operation (5), the user can log into the selected network application, based on the SSO (e.g., using the credentials). The client application (e.g., the networking agent 412 and/or the remote session agent 416) can establish a secure connection and session with the server(s) 430 to access the selected network application. The CEB can decrypt application traffic received via the secure connection. The CEB can monitor traffic sent via the CEB and the secured connection to the servers 430.

In operation (6), the client application can provide information to the analytics services 424 of cloud services 408, for analytics processing. For example, the cloud services agent 414 of the client application 404 can monitor for or capture user interaction events with the selected network application. The cloud services agent 414 can convey the user interaction events to the analytics services 424, to be processed to produce analytics.

FIG. 5 depicts an example embodiment of a system for using a secure browser. In brief overview, the system includes cloud services 408, network applications 406 and client device 402. In some embodiments, various elements of the system are similar to that described above for FIG. 4, but that the client application (with embedded browser) is not available in the client device 402. A standard or typical browser may be available on the client device, from which a user can initiate a request to access a sanctioned network application for instance. A network application can be specified as being sanctioned or unsanctioned via policies that can be set by an administrator or automatically (e.g., via artificial intelligence).

For example, in operation (1), the user may log into the network application using the standard browser. For accessing a sanctioned network application, the user may access a predefined URL and/or corresponding webpage of a server that provisions the network application, via the standard browser, to initiate a request to access the network application. In some embodiments, the request can be forwarded to or intercepted by a designated gateway service (e.g., in a data path of the request). For example, the gateway service



25

can reside on the client device (e.g., as an executable program), or can reside on a network device **432** of the cloud services **408** for instance. In some embodiments, the access gateway can correspond to or include the gateway service. The gateway service can determine if the requested network application is a sanctioned network application. The gateway service can determine if a CEB initiated the request. The gateway service can detect or otherwise determine that the request is initiated from a source (e.g., initiated by the standard browser) in the client device other than a CEB. In some embodiments, there is no requirement for a designated gateway service to detect or determine if the request is initiated from a CEB, for example if the requested network application is sanctioned, that user is initiating the request via a standard browser, and/or that the predefined URL and/or corresponding webpage is accessed.

In operation (2), the server may authenticate the user via the access gateway of the cloud services **408**. The server may communicate with the access gateway to authenticate the user, in response to the request. For instance, the request can include an indication to the server to communicate with the access gateway to authenticate the user. In some embodiments, the server is pre-configured to communicate with the access gateway to authenticate the user, for requests to access a sanctioned network application. The server may send a request to the access gateway to authenticate the user. In response to the server's request to authenticate the user, the access gateway can provide credentials of the user to the server **430**.

In operation (3), the gateway service and/or the server can direct (or redirect) all traffic to a secure browser **420** which provides a secure browsing service. This may be in response to at least one of: a determination that the requested network application is a sanctioned network application, a determination that the request is initiated from a source other than a CEB, a determination that the requested network application is sanctioned, a determination that user is initiating the request via a standard browser, and/or a determination that the predefined URL and/or corresponding webpage is accessed.

The user's URL session can be redirected to the secure browser. For example, the server, gateway service and/or the access gateway can generate and/or send a URL redirect message to the standard browser, responsive to the determination. The secure browser plug-in of the standard browser can receive the URL redirect message, and can for example send a request to access the non-sanctioned network application, to the secure browser **420**. The secure browser **420** can direct the request to the server of the non-sanctioned network application. The URL redirect message can instruct the standard browser (and/or the secure browser plug-in) to direct traffic (e.g., destined for the network application) from the standard browser to the secure browser **420** hosted on a network device. This can provide clientless access and control via dynamic routing through a secure browser service. In some embodiments, a redirection of all traffic to the secure browser **420** is initiated or configured, prior to performing authentication of the user (e.g., using SSO) with the server.

In some embodiments, the gateway service can direct or request the server of the requested network application to communicate with the secure browser **420**. For example, the gateway service can direct the server and/or the secure browser to establish a secured connection between the server and the secure browser, for establishing an application session for the network application.

26

In some embodiments, the secured browser **420** comprises a browser that is hosted on a network device **432** of the cloud services **408**. The secured browser **420** can include one or more features of the secured browser **420** described above in connection with at least FIG. **4** for instance. The hosted browser can include an embedded browser of a CEB that is hosted on the network device **432** instead of on the client device. The hosted browser can include an embedded browser of a hosted virtualized version of the CEB that is hosted on the network device **432**. Similar to the CEB installed on the client device, traffic is routed through the CEB hosted on the network device, which allows an administrator to have visibility of the traffic through the CEB and to remain in control for security policy control, analytics, and/or management of performance.

FIG. **6** illustrates an example implementation for browser redirection using a secure browser plug-in. In brief overview, the implementation includes a web browser **512** with a secure browser plug-in **516** operating on a client device, and a hosted web browser (or secure browser) **522** residing on a network device. The web browser **512** can correspond to a standard browser, instead of an embedded browser as discussed above in connection with FIG. **4** for example. The secure browser plug-in **516** can execute within a first network **510** and access a server **430** in a second network **530**. The first network **510** and the second network **530** are for illustration purposes and may be replaced with fewer or additional computer networks. A secure browser plug-in **516** can be installed on the standard browser **512**. The plug-in can include one or more components. One such component can include an ActiveX control or Java control or any other type and/or form of executable instructions capable of loading into and executing in the standard browser. For example, the standard browser can load and run an Active X control of the secure browser plug-in **516**, in a memory space or context of the standard browser. In some embodiments, the secure browser plug-in can be installed as an extension on the standard browser, and a user can choose to enable or disable the plugin or extension. The secure browser plug-in can communicate and/or operate with the secured browser **420** for securing, using and/or accessing resources within the secured portion of the digital workspace.

By using the secure browser plug-in **516** operating within the standard browser **512** network applications accessed via the standard browser **512** can be redirected to a hosted secure browser. For instance, the secure browser plug-in **516** can be implemented and/or designed to detect that a network application is being accessed via the standard browser, and can direct/redirect traffic from the client device associated with the network application, to the hosted secure browser. The hosted secure browser can direct traffic received from the network application, to the secure browser plug-in **516** and/or a client agent **514** for rendering and/or display for example. The client agent **514** can execute within the web browser **512** and/or the secure browser plug-in, and can include certain elements or features of the client application **404** discussed above in connection with at least FIG. **4** for example. For instance, the client agent **514** can include a remote session agent **416** for rendering the network application at the web browser **512**. In some embodiments, the network application is rendered at the hosted secure browser, and the rendered data is conveyed or mirrored to the secure browser plug-in **516** and/or the client agent **514** for processing and/or display.

By way of an example, a user may be working remotely and may want to access a network application that is internal



to a secure corporate network while the user is working on a computing device connected to an unsecure network. In this case, the user may be utilizing the standard browser **512** executing in the first network **510**, in which the first network **510** may comprise an unsecure network. The server **430** that the user wants to access may be on the second network **530**, in which the second network **530** comprises a secure corporate network for instance. The user might not be able to access the server **430** from the unsecure first network **510** by clicking on an internal uniform record locator (URL) for the secure website **532**. That is, the user may need to utilize a different URL (e.g., an external URL) while executing the standard browser **512** from the external unsecure network **510**. The external URL may be directed to or may address one or more hosted web browsers **522** configured to access server(s) **430** within the second network **530** (e.g., secure network). To maintain secure access, the secure browser plug-in **516** may redirect an internal URL to an external URL for a hosted secure browser.

The secure browser plug-in **516** may be able to implement network detection in order to identify whether or not to redirect internal URLs to external URLs. The standard browser **512** may receive a request comprising an internal URL for a website executing within the secure network. For example, the standard browser **512** may receive the request in response to a user entering a web address (e.g., for secure website **532**) in the standard browser. The secure browser plug-in **516** may redirect the user web browser application **512** from the internal URL to an external URL for a hosted web browser application. For example, the secure browser plug-in **516** may replace the internal URL with an external URL for the hosted web browser application **522** executing within the secure network **530**.

The secure browser plug-in **516** may allow the client agent **514** to be connected to the hosted web browser application **522**. The client agent **514** may comprise a plug-in component, such as an ActiveX control or Java control or any other type and/or form of executable instructions capable of loading into and executing in the standard browser **512**. For example, the client agent **514** may comprise an ActiveX control loaded and run by a standard browser **512**, such as in the memory space or context of the user web browser application **512**. The client agent **514** may be pre-configured to present the content of the hosted web browser application **522** within the user web browser application **512**.

The client agent **514** may connect to a server or the cloud/hosted web browser service **520** using a thin-client or remote-display protocol to present display output generated by the hosted web browser application **522** executing on the service **520**. The thin-client or remote-display protocol can be any one of the following non-exhaustive list of protocols: the Independent Computing Architecture (ICA) protocol developed by Citrix Systems, Inc. of Ft. Lauderdale, Fla; or the Remote Desktop Protocol (RDP) manufactured by the

Corporation of Redmond, Wash.

The hosted web browser application **522** may navigate to the requested network application in full-screen mode, and can render the requested network application. The client agent **514** may present the content or rendition of the network application on the web browser application **512** in a seamless and transparent manner such that it appears that the content is being displayed by the standard browser **512**, e.g., based on the content being displayed in full screen mode. In other words, the user may be given the impression that the web site content is displayed by the user web

browser application **512** and not by the hosted web browser application **522**. The client agent **514** may transmit navigation commands generated by the user web browser application **512** to the hosted web browser application **522** using the thin-client or remote-display protocol. Changes to the display output of the hosted web browser application **522**, due to the navigation commands, may be reflected in the user web browser application **512** by the client agent **514**, giving the impression to the user that the navigation commands were executed by the user web browser application **512**.

Referring again to FIG. 5, and in operation (4), a new browser tab can open on the standard browser, to render or display the secure browser session. The new browser tab can be established or opened by the secure browser plug-in for instance. The secure browser plug-in and/or a client agent can receive data from the secure browser session, and can render the network application within the new browser tab as discussed above in connection with FIG. 6 for instance.

In operation (5), the secure browser can feed all user interaction events via the network application, back to analytics service for processing. The secure browser plug-in can monitor for and intercept any user interaction events directed to the rendition of the network application within the browser tab. Hence, a user can use a native (or standard) browser to access a network application while allowing visibility into the network application's traffic, via the inter-operation of cloud services and a secure browser (in the absence of the client application).

FIG. 7 depicts another example embodiment of a system of using a secure browser. In brief overview, the system includes cloud services **408**, network applications **406** and the client device **402**. In some embodiments, various elements of the system are similar to that described above for FIG. 5. A client application with embedded browser is not available in the client device **402**. A standard or typical (e.g., HTML5) browser is available on the client device, from which a user can initiate a request to access a non-sanctioned network application. A network application can be specified as being sanctioned or non-sanctioned via policies that can be set by an administrator or automatically (e.g., via artificial intelligence).

In operation (1), the user may attempt to log into a non-sanctioned network application using the standard browser. The user may attempt to access a webpage of a server that provisions the network application, and to initiate a request to access the network application. In some embodiments, the request can be forwarded to or intercepted by a designated gateway service (e.g., in a data path of the request). For example, the gateway service (sometimes referred to as SWG) can reside on the client device (e.g., as an executable program), or can reside on a network device **432** of the cloud services **408** for instance. The gateway service can detect or otherwise determine if the requested network application is a sanctioned network application. The gateway service can determine if a CEB initiated the request. The gateway service can detect or otherwise determine that the request is initiated from a source (e.g., initiated by the standard browser) in the client device other than a CEB.

In operation (2), the gateway service detects that the requested network application is a non-sanctioned network application. The gateway service can for instance extract information from the request (e.g., destination address, name of the requested network application), and compare the information against that from a database of sanctioned and/or non-sanctioned network applications. The gateway



service can determine, based on the comparison, that the requested network application is a non-sanctioned network application.

In operation (3), responsive to the determination, the gateway service can block access to the requested network application, e.g., by blocking the request. The gateway service can generate and/or send a URL redirect message to the standard browser, responsive to the determination. The URL redirect message can be similar to a URL redirect message sent from the server to the standard browser in FIG. 5 in operation (3). A secure browser plug-in of the standard browser can receive the URL redirect message, and can for example send a request to access the non-sanctioned network application, to the secure browser 420. The secure browser 420 can direct the request to the server of the non-sanctioned network application.

The server of the non-sanctioned network application may authenticate the user via the access gateway of the cloud services 408, e.g., responsive to receiving the request from the secure browser. The server may communicate with the access gateway to authenticate the user, in response to the request. The server may send a request to the access gateway to authenticate the user. In response to the server's request to authenticate the user, the access gateway can provide credentials of the user to the server 430. Upon authentication, the secure browser (or a corresponding CEB) can establish a secured connection and an application session with the server.

In operation (4), a new browser tab can open on the standard browser, to render or display the secure browser's application session. The new browser tab can be established or opened by the secure browser plug-in for instance. The secure browser plug-in and/or a client agent can receive data from the secure browser session, and can render the network application within the new browser tab as discussed above in connection with FIGS. 5-6 for instance.

In operation (5), the secure browser can feed all user interaction events via the network application, back to analytics service for processing. The secure browser plug-in can monitor for and intercept any user interaction events directed to the rendition of the network application within the browser tab. Hence, a user can use a native (or standard) browser to access a network application while allowing visibility into the network application's traffic, via the inter-operation of cloud services and a secure browser (in the absence of the client application).

In some embodiments, in the absence or non-availability of a CEB on the client device, browser redirection is performed so that each requested network application is accessed via a corresponding hosted secure browser (or hosted CEB) for handling, instead of having all traffic redirected through a single hosted secure browser (or hosted CEB). Each dedicated secure browser can provide compartmentalization and improved security.

The use of a CEB, whether hosted or local to the client device, can allow for end-to-end visibility of application traffic for analytics, service level agreement (SLA), resource utilization, audit, and so on. In addition to such visibility, the CEB can be configured with policies for managing and controlling any of these as well as other aspects. For example, DLP features can be supported, to control "copy and paste" activities, download of files, sharing of files, and to implement watermarking for instance. As another example, the CEB can be configured with policies for managing and controlling access to local drives and/or device resources such as peripherals.

Referring now to FIG. 8, an example embodiment of a system for using local embedded browser(s) and hosted secured browser(s) is depicted. An environment is shown where different types of client devices 402A, 402B may be used (e.g., in a BYOD context), such that one may be locally equipped with a suitable CEB, and another client device may not have a suitable local CEB installed. In such an environment, systems described in FIGS. 4, 5 and 7 can be used to support each of the client devices based on the availability of a locally installed and suitable CEB.

FIG. 9 depicts an example process flow for using local embedded browser(s) and hosted secured browser(s). The process flow can be used in the environment described above in FIG. 8, to determine whether an embedded browser or a hosted secured browser should be used for each client device to access a network application. For example, in operation 901, a HTTP client can attempt to access a web service (e.g., server of a network application). In operation 903, the web service can redirect the HTTP client to a gateway service for authentication. In operation 905, the gateway service can determine if the HTTP client is a CEB. If so, in operation 909, the gateway service can determine if the CEB is a suitable CEB, e.g., capable of enforcing defined application policies. If so, in operation 911, the CEB is allowed access to the web service, and can enforce the defined policies.

If the gateway service determines that the HTTP client is not a CEB, the gateway service can cause a virtualized version of a CEB to be initialized and hosted on a remote server (e.g., a network device 432 of cloud services 408), in operation 907. In some embodiments, such a hosted CEB may already be available on a network device 432, and can be selected for use. For example in operation 911, the CEB is allowed access to the web service, and can enforce the defined policies.

If the gateway service determines that the HTTP client is a CEB, but that the CEB is not a suitable CEB, the gateway service can cause a virtualized version of a CEB to be initialized and hosted on a remote server (e.g., a network device 432 of cloud services 408), in operation 907. In some embodiments, such a hosted CEB may already be available on a network device 432, and can be selected for use. For example in operation 911, the CEB is allowed access to the web service, and can enforce the defined policies.

In some embodiments, if the user is requesting access to a web application located in a company data center, the gateway service (in cloud service or on premise) can allow access when the client application with CEB is detected. Otherwise, the request can be routed to a service with the hosted virtualized version of the CEB, and then access is authenticated and granted.

At operation 905 and/or operation 909 for instance, the decisions made on whether the HTTP client is a CEB and whether it is a suitable CEB may be determined by a number of factors. For example, to determine if the HTTP client is CEB, the gateway service may take into account factors, for example including at least one of: user Identity and strength of authentication, client Location, client IP Address, how trusted the user identity, client location, client IP are, jail-break status of the client device, status of anti-malware software, compliance to corporate policy of the client device, and/or remote attestation or other evidence of integrity of the client software.

To determine if the CEB is able to honor or support all defined application policies (which may vary by client version, client OS platform and other factors), the client device's software and gateway service may perform capa-



bility negotiation and/or exchange version information. In some embodiments, the gateway service can query or check a version number or identifier of the CEB to determine if the CEB is a suitable CEB to use.

Driving all the traffic through the CEB then allows additional control of content accessing SaaS and Web based systems. Data Loss Prevention (DLP) of SaaS and Web traffic can be applied through the CEB app with features including copy and paste control to other CEB access applications or IT managed devices. DLP can also be enforced by enabling content to be downloaded only to designated file servers or services under IT control.

Referring now to FIG. 10, depicted is an example embodiment of a system for managing user access to webpages. Some webpages (or websites) are known to be safe while others may be suspect. A user may access a webpage via a corresponding URL through a standard browser. For example, the user may click on a link corresponding to the URL, which may be included in an email being viewed using a mail application. An access gateway (SWG) may intercept an access request generated by the clicking of the link, and can determine if the corresponding URL is safe or suspect. If the URL is known to be safe, the access gateway can allow the request to proceed to the corresponding website or web server. If the URL is suspect, the access gateway can redirect the request to be handled via a hosted secure browser. The secure browser can request access for, and access the webpage (on behalf of the standard browser), and can allow the webpage information to be conveyed to the standard browser, similar to the handling of a network application via browser redirection as discussed in connection with at least FIGS. 7 and 5.

#### C. Systems and Methods for Incorporating Tags in Content of Network Applications

This disclosure is directed towards systems and methods for incorporating tags in content of network application. A digital rights management (DRM) engine may be configured to establish copyright or other digital rights for content delivered via network applications (such as Software as a Service (SaaS) applications) using an embedded browser. The embedded browser may be implemented in a client application (also referred to as a workspace application or receiver application). The DRM engine may use tags (also referred to as DRM tags) to manage the distribution of copyrighted data or content (or other content having digital rights associated therewith) within a network application and control what users can do with the content once the content has been distributed. DRM policies for a network application may identify such content and specify any user restrictions and/or privileges associated with the content, and usage rights and/or restrictions, and may also define the relationship between users and the content within the network application context.

The DRM engine may incorporate, include and/or apply tags to content from network applications that fall under digital rights management, by embedding tags defined within a DRM scheme specified for or associated with each network application. Such tags may be defined by a network application provider, an enterprise (e.g., a corporation, an institution, a network including a number of client devices), etc. Each network application (and corresponding content) may be assigned or otherwise associated with a DRM scheme according to a common policy framework. The DRM engine may create or establish digital rights (such as copyrights) and can use DRM tags to enforce licenses for digital products and services provided by various network applications such as audio, videos, downloads, software,

etc., which is not already enforced by an independent software vendor's digital rights management. Enterprises owning such digital rights may set access levels and encryption modes for their content (e.g., using DRM tags), create a custom interface (e.g., a web application) that lets a user obtain content based on those settings, and create an enforcement model to verify the user identity and track the usage of the content (e.g., via DRM tags).

Although DRM information or requirements may be provided by the authors of the content (like video, document), most of an enterprise's network application content may not be protected. This disclosure provides a standard and/or automatic way to enforce DRM for any content delivered via an embedded browser. An embedded browser may provide policies to classify data accessed from a network application into classifications or categories (e.g., levels of confidentiality and/or sensitivity), such as strictly confidential, confidential, internal and public data.

In some embodiments, the embedded browser may automatically classify and protect documents based on the content within the document. For instance, if there is personally identifiable information (such as credit card information) in a document, the embedded browser may automatically encrypt the document (including watermarking the document) when the document is generated, provided or downloaded, for instance. The originator of the document may also tag such a document based on the sensitive information in the document. Thus, such tagged documents that are classified may be prevented from being emailed or conveyed to another network application or location.

The aspects described herein allow enterprises to identify, define and/or specify their sensitive content and to tag the content appropriately as strongly sensitive, sensitive, internal or public for instance. The various policies to manage DRM may prevent users from emailing the content, sharing the content outside an enterprise network or even uploading to other network applications within an enterprise. In some embodiments, content may be tagged and provided as a sample for machine learning for tracking misuse and automatically classifying similar documents. Thus, enterprises may classify, label and protect their content, so as to prevent data loss and data leakage.

The aspects described herein may identify and enforce digital rights by tagging all (or a subset) of enterprise content delivered via the network applications, for sensitivity (and/or one or more other attributes). Similar content generated or present within an enterprise may be automatically identified (e.g., via machine learning, artificial intelligence) for tagging based on the enterprise sample (e.g., training sample) created by, for instance, a network administrator. Various policies including restricting sharing, uploading, printing, emailing may be applied when the tagged DRM content is being accessed. According to content classification and content tagging, some content can be encrypted, and the content can be restricted to be downloaded and/or shared with privileged users. For instance, an outgoing document containing sensitive information (and which is tagged accordingly) may be automatically encrypted and secured without any additional action required (e.g., by a user). The DRM policies and/or tags may specify to allow recipients to edit documents but not to save local copies, make printouts, or take screen shots, for instance.

Referring to FIG. 11, depicted is a block diagram of one embodiment of a system 1100 for incorporating tags in content of network applications. The system 1100 may include one or more server(s) 1102 hosting and executing various network application(s) 1104. The system 1100 may



include a client device **1106** hosting and executing an embedded browser **1108**. The embedded browser **410** can render information or application data of a network application **1104**. The network application **1104** may include and/or generate content **1110**, which is delivered to the client device **1106** for rendering on the embedded browser **1108**. The embedded browser **1108** may detect the content provided by the network application to the client device **1106**. A storage device **1112** may be configured to store a plurality of digital rights management (DRM) schemes **1114**. A DRM engine **1116** of the embedded browser **1108** may identify a DRM scheme **1114** for the network application **1104**. The DRM engine **1116** may generate a DRM tag including a classification for the content, and may incorporate the DRM tag into the content from the network application **1104**. The DRM tag may be used to manage usage of the content according to the classification. A DRM agent **1118** can monitor usage of the content and/or enforce DRM rights for the content according to the DRM tag incorporated into the content **1110**.

Each of the above-mentioned elements or entities is implemented in hardware, or a combination of hardware and software, in one or more embodiments. Each component of the system **1100** may be implemented using hardware or a combination of hardware or software detailed above in connection with FIG. 1. For instance, each of these elements or entities can include any application, program, library, script, task, service, process or any type and form of executable instructions executing on hardware of the client device **1106** (e.g., the client application **1120**), the server(s) **1102** (e.g., the network applications **1104**) and/or the storage device **1112** (e.g., the DRM schemes **1114**). The hardware includes circuitry such as one or more processors in one or more embodiments.

The server(s) **1102** may execute, provide, provision, and/or host one or more network application(s) **1104**. A network application **1104** may include any type or form of network application **406** described above in connection with at least FIGS. 2-5, 7, and 8. The server(s) **1102** may include any embodiment of volatile memory **122** or non-volatile memory **128** (discussed in FIG. 1 for example) which may host and/or store the network applications **1108** (and/or corresponding application data). The server(s) **1102** may communicate with other various components of the system **1100** via a communications interface **118**. Hence, the server(s) **1102** may be similar in some aspects to the computer **101** described with reference to FIG. 1, and can include embodiments of one of more elements of the computer **101**. A network application **1104** may be accessed by the client device **1106** via the embedded browser **1108**. The network application **1108** may include any type or form of network application **406** previously detailed herein.

In some embodiments, a networking agent may establish, create, generate, or otherwise form one or more connections between the server(s) **1102** and the client device **1106**. In some embodiments, the networking agent may include one or more elements of embodiments of the networking agent **412** described above in reference to FIGS. 4 and 8. The client device **1106** may execute (e.g., via one or more of the computing components depicted in FIG. 1) an embedded browser **1108** that can render information (e.g., application data) from the network application **1104**.

The networking agent is sometimes referred to as an SD-WAN agent, mVPN agent, or microVPN agent. The networking agent can establish or facilitate establishment of a network connection between the client device **1106** and the server(s) **1102** (which hosts and/or executes the network

applications **1104**). The networking agent can perform handshaking for a requested connection from the client device **1106** (e.g., from the embedded browser **1108** executing on the client device **1106**) to access a network application **1104**, and can establish the requested connection. In some embodiments, the networking agent may establish a secure or encrypted connection. For instance, the networking agent may connect to enterprise resources (including services and network applications **1104**) for instance via a virtual private network (VPN). For example, the networking agent can establish a secure socket layer (SSL) VPN between the client device **1106** and the server(s) **1102**, which can support remote delivery or provisioning of one or more network applications **1104**. The VPN connections, sometimes referred to as microVPN or application-specific VPN, may be specific to particular network applications, particular devices, particular secured areas on the client device, and the like, for instance as discussed above in connection with FIG. 3. Such VPN connections can carry Microsoft Exchange traffic, Microsoft Active Directory traffic, HyperText Transfer Protocol (HTTP) traffic, HyperText Transfer Protocol Secure (HTTPS) traffic, as some examples.

In some embodiments, the networking agent may be designed or implemented to form an HTTP or web-based session between the server(s) **1102** and the client device **1106**. The networking agent may establish a transmission control protocol (TCP) connection to the server **1102** (e.g., a port of the server **1102**). The networking agent can exchange various commands with the server **1102** within the HTTP session in accordance with TCP. In some embodiments, the networking agent may establish a secure HTTP (e.g., HTTPS) session in a manner similar to the secure connections described above. In these embodiments, the networking agent can form or establish the network connection between the server(s) **1102** and the client device **1106**. In some embodiments, the networking agent may form or establish a secure connection (e.g., SSL VPN connection) between the server(s) **1102** and the client device **1106**.

The client device **1106** may be designed or implemented to initiate a provisioning session to deliver a remotely-hosted application (e.g., a network application). The client device **1106** may initiate the provisioning session to deliver the remotely-hosted application when a user operating the client device **1106** requests access to, launches, or otherwise selects the remotely-hosted application. The client device **1106** may initiate the provisioning session within or across the network connection established by the networking agent. In some embodiments, a remote session agent may initiate the provisioning session (e.g., which may be established using Citrix high definition user experience (HDX) or independent computing architecture (ICA) protocol, or remote desktop protocol (RDP)). The remote session agent may initiate the provisioning session in accordance with any type or form of protocols, such as RDP, Appliance Link Protocol (ALP), Remote Frame Buffer (RFB) Protocol, and ICA Protocol. Such protocols can allow user interface (UI) elements of an application or desktop session (or other application data from the network applications **1104**) that is natively hosted on the server(s) **1102**, to be generated at the server(s) **1102** and provisioned to a client device, for instance.

In some embodiments, at least one of the network applications **1104** may correspond to or a software-as-a-service (SaaS) application. A SaaS application can include or correspond to a centrally-hosted application which may be accessible on a subscription basis. In some embodiments, the SaaS applications can include or correspond to web-



35

based applications. In other embodiments, the SaaS applications may correspond to remote-hosted applications and, therefore, can be delivered in HDX/ICA/RDP-based sessions and/or connections.

In some embodiments, the network applications **1104** may be or include word processing applications, remote storage applications, file sharing applications, etc. Hence, the network applications **1104** may be configured to store, generate, produce, etc. and deliver content **1110**. The content **1110** may include documents, such as enterprise-generated documents (e.g., employee documents, charts, graphs, financial statements, and/or other documents which are typically generated within an enterprise). The content **1110** may include images, which may be GUI elements, graphical dashboard configuration, or other types of images, audio files, video files, etc. The content **1110** may include software, much may be scripts or GUI widgets delivered to the embedded browser **1106** for execution on the client device **1106**.

The content **1110** described above may be subject to a digital rights management policy. Digital rights management may be or include a set of rules or restrictions corresponding to digital content. The digital rights management may include management of copyrights, software licenses, prevention of inadvertent release, unauthorized access, etc. For instance, documents originating within an enterprise may be copyrighted, watermarked, encrypted, etc., according to the digital rights management policies.

The network application(s) **1104** may be configured to deliver content **1110** to the client device **1106**. In some embodiments, the network application(s) **1104** may deliver the content **1110** to the client device across the provisioning session described above. The network application(s) **1104** may be configured to deliver the content **1110** responsive to a user operating the client device **1106** interacting with the network application **1104**. The user may provide an input for launching the network application **1104** (e.g., by providing a URL associated with the network application **1104**, selecting a shortcut for the network application **1104**, and so forth). The client device **1106** may be configured to provide the input to the server(s) **1102** hosting the network application **1104**. The client device **1106** and/or server **1102** may initiate the provisioning session, and the network application **1104** may deliver content **1110** across the provisioning session responsive to receiving the input for launching the network application **1104**. As the user interacts with the network application **1104** on the client device **1106**, the network application **1104** may correspondingly deliver content **1110** to the client device **1106**.

The network application **1104** may be configured to deliver the content to the embedded browser **1108**. The embedded browser **1108** may be configured to detect the content **1110** provided by the network application **1104** to the embedded browser **1108**. In some embodiments, the embedded browser **1108** may be included in or executed within a client application **1120**. The client application **1120** may include one or more elements of any embodiment of the client application **404** previously detailed herein. The client application **1120** with the embedded browser **1108** (CEB) can include one or more elements of any embodiment of a CEB as previously described herein with reference to FIGS. 4 and 8.

The embedded browser **1108** may be designed or implemented to sense, identify and or detect content **1110** from a network application **1104** accessed via the embedded browser **1108**. The embedded browser **1108** may include or correspond to a parse configured to parse, interpret, inspect,

36

evaluate and/or analyze data from the network application **1104**. For instance, the embedded browser **1108** may parse data from the network application **1108** for rendering the data to the user. In some embodiments, the embedded browser **1108** may include or correspond to a component, element, circuit, and/or device of the DRM engine **1116** (or vice versa), which is described in greater detail below.

The embedded browser **1108** may detect the content **1110** in a number of ways. In general, a user may select, access, activate, run, launch or otherwise execute the network application **1104** using the embedded browser **1108**. When content is streamed, provisioned, provided, communicated, transmitted, or otherwise sent from network application(s) **1104** executing on the server(s) **1102** to the embedded browser **1108** of the client device **1106**, the embedded browser **1108** may be configured to identify or detect the content **1110** from the network application **1104**. Whenever the network application **1104** provides data to the client device **1106**, the embedded browser **1108** may flag, identify, or otherwise detect the incoming or detected data as content **1110** from the network application **1104**.

The system **1100** is shown to include a storage device **1112**. The storage device **1112** may be designed or implemented to store various information and data. The storage device **1112** may be embodied on or included in the server(s) **1102** hosting the network applications **1104**, may be file servers, storage area networks (SANs). In some embodiments, the storage device **1112** may be a part of, an aspect or component of, or included in cloud services **408** described above. In some embodiments, the storage device **1112** may be located or embodied on the client device **1106**. In some embodiments, the storage device **1112** may be located on an intermediary device between the server(s) **1102** and client device **1106**, a secondary device communicably coupled to and accessed by the client device **1106** and/or server(s) **1102**, etc.

The storage device **1112** may be designed or implemented to store various DRM schemes **1114**. A DRM scheme **1114** may be a system, structure, outline, etc., for generating and/or applying DRM tags for different types of information. The DRM scheme **1114** may be configured to classify or organize content and information based on type of information (e.g., images, documents, audio or video files, software), based on source of information (e.g., specific network application, type of network application), and so forth. The DRM scheme **1114** may indicate a policy associated with particular content, such as level of sensitivity or confidentiality, access control specifications, encryption or watermarking requirements, etc. The DRM schemes **1114** may be defined by or created by an administrator for an enterprise, a developer of the network applications **1104**, etc.

The DRM scheme **1114** may indicate if certain types of information in content **1110** (e.g., documents or files containing personally identifiable data, financial data, account information, user id, passwords, and so on, audio or video files, documents, software, etc.) and/or information fitting certain profiles, should be subject to the DRM tagging feature of the embedded browser **1108**. In some embodiments, the policies may identify predefined types of content and/or information for applying the DRM tagging feature. The predefined types of content and/or information may include personally identified information (PII), such as physical home address, email address, passport number, vehicle registration plate number, driver's license number, credit card numbers, telephone number, dollar amounts, and date of birth, and among others. In some embodiments, the predefined types of information (e.g., in content) may



include confidential or restricted information, such as customer information, pricing information, and so on. In some embodiments, the predefined types of information may include metadata, sender name, and recipient name, among others.

The DRM scheme **1114** may be designed or implemented to store DRM tags associated with each type and/or source of information. The DRM tags may be stored on or included within the storage device **1114**. In some embodiments, the DRM tags may be stored on or included within a location separate from the storage device **1114** but accessible by the DRM engine **1116**, as described in greater detail below. For instance, the DRM tags may be stored on or included within the server(s) **1102** which host the network application(s) **1102**, different server(s), cloud services, etc. The DRM tags may be stored in association with particular network applications **1104**. In these embodiments, the DRM tags may be incorporated into content **1110** from the network application **1104** when the content **1110** is identified as coming from the network application **1104**.

A DRM tag may comprise metadata incorporated into the content **1110**. A DRM tag may correspond to information included in a header or standard field of packets of the content **1110**. A DRM tag can be included in a separate file included within the content **1110**, etc. The DRM tags may be included in a predetermined portion of the content file **1110** or may be separate from and/or accompanying the content **1110**. As an example, where the content comprises program files or libraries, the DRM tag can be incorporated in any component of the associated program files or libraries, etc.

The DRM tags and associated types and/or sources of content may be indicated in a look-up table, for instance. The DRM tags may correspond to tags incorporated in, coupled to, or otherwise integrated with specific content **1110** which describe the digital rights associated therewith. The DRM tags may identify the sensitivity or confidentiality of the content. The DRM tags may identify a classification of content, such as top secret, secret, strictly confidential, confidential, strongly sensitive, sensitive, proprietary, internal (or not for distribution outside of the enterprise), subject to attorney-client privilege, public, etc. The level of sensitivity/confidentiality may correspond to availability of the content to particular users or personnel within the enterprise (such as management only, or management and people working on a particular project, or only people in a particular department working on a particular project, etc.).

The DRM tags may identify an access control specification for particular user(s), action(s) and/or content. For instance, access control specification may indicate whether specific users or groups of users are allowed or restricted from sharing, uploading, copying, renaming, downloading, printing, emailing, saving, screen-capturing, editing, modifying, etc., the content. In some embodiments, the DRM tags may identify that some users are allowed to perform functions which other users are not allowed to perform. For instance, users identified as being part of an organization's management may be allowed full access to some documents, while lower level workers may be denied access to the same documents, or denied the ability to edit or share the document, and so on. As another example, an owner (or creator) of a file may have permissions to read, write, execute the file, an administrator may similarly have the ability to read, write, execute the file, while other users may only be able to read the file.

A DRM tag may identify a watermark or encryption requirement for content. For instance, the DRM tags may indicate that some content **1110** is to be watermarked. As one

example, a DRM tag for documents may indicate that all documents which are sent outside the enterprise are automatically watermarked with their classification (e.g., strictly confidential, sensitive, and so forth). As another example, the DRM tags may indicate that all documents having a classification of strictly confidential or higher are not permitted to be emailed or otherwise shared outside the enterprise. The DRM tags may also indicate that some content **1110** is to be encrypted. As one example, a DRM tag of any content which is capable of being shared outside the enterprise may indicate that the content is to be automatically encrypted when shared outside the enterprise.

The DRM tags may identify various information associated with the content **1110**. For instance, the DRM tags may include author or source information (e.g., the network application **1104** and/or the user who generated the content **1110**), copyright information pertaining to the content **1110**, software and/or open source licenses associated with the content **1110**, version or revision history for the content **1110**, owner of the content **1110** (e.g., the company, the user, etc.).

The embedded browser **1108** may include a DRM engine **1116**. The DRM engine **1116** may be designed or implemented to identify or select a DRM scheme **1114** from the plurality of DRM schemes **1114** stored in the storage device **1112**. The DRM engine **1116** may be configured to access the storage device **1112** responsive to receiving content **1110** from a network application. In some embodiments, the DRM engine **1116** may identify the source of the content **1110** (e.g., the particular type of network application **1104**, the specific network application **1104**, etc., which delivered the content to the client device **1106**).

When the embedded browser **1108** detects content **1110** from the network application **1104**, the DRM engine **1116** may access the storage device **1112** to identify a DRM scheme **1114** associated with the content **1110**. In some embodiments, the DRM engine **1116** may identify a DRM scheme based on the network application **1104** which delivered the content **1110** to the client device **1106**. In some embodiments, each network application **1104** may include a corresponding DRM scheme **1114**. In some embodiments, different types of network applications **1104** may have corresponding DRM schemes **1114**. The DRM engine **1116** may be configured to identify the network application **1104** which communicated the content **1110** to the client device **1106**. The DRM engine **1116** may identify the network application **1104** based on data from the network application **1104** (such as packets, bits/bytes in a specific field of packet headers, which identify the network application **1104**), and/or information from the networking agent and/or remote session agent, etc. The DRM engine **1116** may access the storage device **1112** to determine which DRM scheme **1114** corresponds to the network application **1104** (or network application **1104** type).

In some embodiments, the DRM engine **1116** may determine the DRM scheme **1114** for the content **1110** based on the type of content **1110**. For instance, the DRM schemes **1114** may identify or assign DRM tags for specific types of content (e.g., documents, audio or video, images, software, and so forth). Each of these types of content may include a corresponding DRM scheme **1114**. For example, where the content **1110** is audio, the DRM engine **1116** may identify the content **1110** as audio in a number of ways (e.g., based on the file format [e.g., WAV, MP3, MPEG], data within the content **1110** which identifies the content **1110** as audio, the source of the audio [e.g., network application **1104** being an audio streaming application, a voice over internet protocol



application], and so forth). Similar examples may be provided for the different types of content. Hence, the DRM engine 1116 may identify the type of content 1110 from the network application 1104. The DRM engine 1116 may access the storage device 1112 to determine the DRM scheme 1114 associated with the type of content 1110.

The DRM engine 1116 may be designed or implemented to generate a DRM tag for the content 1110. In some embodiments, the DRM engine 1116 may generate the DRM tag in accordance with the DRM scheme 1114 identified for the content 1110. As stated above, the DRM scheme 1114 may be or include a system, structure, outline, etc., for creating, generating and/or applying DRM tags to different types of information. The DRM scheme 1114 may be configured to organize content and information based on type of information (e.g., images, documents, audio or video files, software), based on source of information (e.g., specific network application, type of network application), and so forth. The DRM scheme 1114 may indicate a policy associated with particular content, such as level of sensitivity or confidentiality, access control specifications, encryption or watermarking requirements, etc. The DRM schemes 1114 may be defined by an administrator for an enterprise, a developer of the network applications 1104, etc.

The DRM engine 1116 may be designed or implemented to generate a DRM tag which classifies the content 1110 (e.g., as strictly confidential, confidential, strongly sensitive, sensitive, internal, or public, secret, top secret, company proprietary, not for distribution (outside company), privileged, subject to attorney-client privilege, and so on). The DRM engine 1116 may generate the DRM tag which assigns access control specifications, encryption requirements, watermarking requirements, etc., for the content 1110. The DRM tag generated by the DRM engine 1116 may also include author/source information, and various permissions.

In some embodiments, when the DRM engine 1116 generates a DRM tag for specific content, the DRM engine 1116 may store the DRM tag for subsequent use. For instance, the DRM engine 1116 may store the DRM tag in the server(s) 1102, cloud services, storage device 1114, etc. The DRM engine 1116 may store the DRM tag in association with the network application 1102 and/or the content 1110. The stored DRM tag may be inserted into the same or other content provided by the same instance of the network application 1102 accessed via the client device 1106, or by a different session or instance of the network application 1102 by a different client device 1106 (or same client device 1106 at a different point in time).

The DRM engine 1116 may be designed or implemented to incorporate the DRM tag into the content 1110. The DRM engine 1116 may incorporate the DRM tag into a predetermined location of the data file for the content 1110. The DRM tags may be or include metadata incorporated into the content 1110, a header or other data format included in the content 1110, a separate file included within the content 1110, etc. Where the DRM tags are separate from the content 1110, the DRM tag and content 1110 may be bundled together similar to a software package, a collection of software scripts or libraries, etc.

As a brief example, a user may execute a file sharing application (e.g., network application). The user may then request a specific file from the file sharing application. The embedded browser 1108 may identify the content 1110 delivered from the network application 1104 (e.g., the file sharing application) to the embedded browser 1108. The DRM engine 1116 may access the storage device 1112 to determine the DRM scheme 1114 associated with the con-

tent 1110 and/or network application. The DRM engine 1116 may then generate and incorporate a DRM tag into the content 1110 from the network application 1104. In this particular example, the DRM tag may limit the sharing of the file from the file sharing application to any parties outside of the enterprise.

In some embodiments, the DRM engine 1116 may include or access a neural network or machine learning algorithm for identifying content 1110 and/or for incorporating tags to content 1110. The DRM engine 1116 may use a trained model to identify one or more portions of the information that can trigger the DRM tagging feature. The DRM engine 1116 may use the model to identify misuse of content, classify content, control access to content, restrict actions on content, etc. In some embodiments, the model may be part of a natural language processing algorithm for analyzing speech content. The model may include formats or regular expressions for predefined types of information content. In some embodiments, the model may include an artificial neural network with one or more weights. The DRM engine 1116 may train the model using a training dataset.

The training dataset may include textual corpus labeled as correlating to the predefined types of content 1110. The textual corpus of the training dataset may for instance include sample physical home addresses, email addresses, passport numbers, vehicle registration plate numbers, driver's license numbers, credit card numbers, telephone numbers, dollar amounts, and dates of births, other among others. Once the model is trained, the DRM engine 1116 may use the model to parse the information. In parsing the information, the DRM engine 1116 may recognize or identify the one or more portions of the information as matching one of the predefined types of information in accordance with a policy. In some embodiments, the DRM engine 1116 may assign a score for the one or more portions of the information identified as matching one of the predefined types of content 1110. The score may indicate a likelihood of match. Based on the score and/or matching, the DRM engine 1116 can determine which type of content 1110 is delivered from the network application 1104. Based on the type of content 1110 (and DRM tag), the DRM engine 1116 may determine whether such content is being used properly, accessed properly, etc. The DRM engine 1116 may be configured to restrict actions on the content based on the determined type of content 1110 and DRM tag.

In some embodiments, the DRM engine 1116 may use the neural network and/or machine learning algorithm for incorporating the tag into the content 1110. The DRM engine 1116 may train the model using a training dataset. The training dataset may include content and corresponding DRM tags. Once the model is trained, the DRM engine 1116 may use the model for tagging content 1110. The DRM engine 1116 may parse the content 1110 to determine which DRM tag to apply to the content 1110. For instance, the DRM engine 1116 may assign a score to the DRM tag applied to the content 1110, which may be used for evaluating the effectiveness or performance of the DRM tag applied to the content 1110.

As illustrated in FIG. 11, the system 1100 is shown to include a DRM agent 1118. The DRM agent 1118 may be designed or implemented to monitor usage of the content according to the DRM tag for the content 1100. The DRM agent 1118 may reside and/or execute on the client device 1106 as shown. The DRM agent 1118 may reside on an intermediary device or a secondary device. The DRM agent 1118 may reside on a component of another application (e.g., a word processing application, an embedded browser, etc.,



such that the DRM agent **1118** monitors usage of the content in the particular application). The DRM agent **1118** may be a component of cloud services which monitors content usage.

The DRM agent **1118** may be designed or implemented to monitor usage of the content **1110** according to the DRM tag incorporated in the content **1110**. In some embodiments, usage of the content **1110** may be routed through the DRM agent **1118**. The DRM agent **1118** may be designed or implemented to perform endpoint analysis and/or inspection of the content at any enterprise network node (e.g., in any client device **1106**). Hence, the DRM agent **1118** may generally identify the usage of the content **1110**. The DRM agent **1118** may determine what actions are being taken on the content **1110**. For instance, the DRM agent **1118** may determine whether the user attempts to send the content **1110** outside the enterprise, edit the content **1110**, download or upload the content **1110**, etc. The DRM agent **1118** may identify the DRM tag for the content **1110** to determine whether such action by the user is permissible according to the DRM tag.

In some embodiments, the DRM agent **1118** may determine whether actions are permissible based on a policy and the DRM tag. The system **1100** can include one or more policies. The policies can be accessed, retrieved, selected, applied and/or otherwise used by the DRM agent **1118** (and/or other components of the system **1100**) to manage access and privileges for content **1110** from network application(s) **1104** accessed via the embedded browser **1108**. The policies can be stored or maintained in the storage device **1114**, on the client device **1106** and/or in a network location accessible by the DRM agent **1118**. The DRM agent **1118** can apply the one or more policies **1104** on a network application **1104** being accessed via the embedded browser **1108**. For example, the DRM agent **1118** can apply the one or more policies on the content **1110** of the network application **1104** and/or on the DRM tag for the content **1110**. For example, because the use of an embedded browser **1108** allows for real-time visibility into information provisioned or generated through the network application **1104** (accessed via the embedded browser **1108**), for instance even before such information is rendered by the embedded browser **1108**, the DRM agent **1118** can analyze or otherwise process the information to determine access and privileges associated with content **1110** prior to the content **1110** being delivered to the client device **1106**. The DRM agent **1118** can for instance apply one or more policies **1104** dynamically to the information to generate and/or dynamically update the access to the content **1110** and/or privileges.

In some embodiments, the policies can indicate if certain users, groups of users, and/or users fitting certain profiles, have certain rights or privileges pertaining to particular content **1110** and/or types of content **1110**. For example, where a management-level member accesses content **1110** from a particular network application **1104**, the member may have rights which indicate they can send, edit, copy, etc., the content **1110**. However, where a janitor attempts to access the same content **1110**, the janitor may not have such privileges. The policies may indicate rights, privileges, security or clearance levels, etc., associated with various users or types of users within an enterprise.

The policies can indicate if certain network applications **1104**, groups of network applications **1104**, and/or network applications **1104** fitting certain profiles, should be subject to the DRM tagging feature of the embedded browser **1108**. For example, if a network application meets a certain profile being tracked via a policy, such as susceptibility to disclos-

ing, provisioning, or otherwise providing for communication of potentially sensitive or confidential information or information having digital rights associated therewith (e.g., personally identifiable data, corporate sales figures, customer database), the policies may indicate that such a network application should have content **1110** tagged with DRM tags. Such DRM tags may act as a deterrent and/or tracking mechanism for content **1110** having digital rights associated therewith.

The DRM agent **1118** may be designed or implemented to permit or deny actions on or corresponding to the content **1110** based on the DRM tag for the content. As stated above, the DRM agent **1118** may permit or deny actions on or corresponding to the content **1110** based on the DRM tag and the policies outlined above. In instances where the DRM agent **1118** denies access or actions on or corresponding to the content **1110**, the DRM agent **1118** may be designed or implemented to inform or instruct the user that they do not have the corresponding permission, to inform an administrator of the attempted actions, etc.

In some embodiments, the DRM agent **1118** may be designed or implemented to encrypt or watermark the content **1110** in accordance with the DRM tag. The DRM agent **1118** may include or access encryption algorithms, watermarking algorithms, etc. The DRM agent **1118** may identify the content **1110** delivered to the client device **1106**. The DRM agent **1118** may identify the DRM tag for the content **1110**. When the DRM tag indicates that the content **1110** is to be watermarked or encrypted, the DRM agent **1118** may execute the encryption/watermarking algorithms to encrypt or watermark the content **1110** in accordance with the DRM tag.

In embodiments where the DRM tag indicates or specifies encryption and/or watermarking requirements for the content **1110**, the DRM agent **1118** may be designed or implemented to verify the encryption and/or watermarking present in the content. The DRM agent **1118** may compare the requirements from the DRM tag to the current status of the content **1110**. Where the DRM agent **1118** identifies a mismatch (e.g., that the content **1110** is not properly encrypted or watermarked), the DRM agent **1118** may report such a mismatch to an administrator. The administrator may modify, for instance, the encryption or watermarking algorithms to address such issues.

Referring to FIG. **12**, depicted is a flow diagram of one embodiment of a method for incorporating a watermark in audio output. The functionalities of the method may be implemented using, or performed by, the components detailed herein in connection with FIGS. **1-11**. In brief overview, a client device may establish a provisioning session with a network application (**1200**). An embedded browser can detect content (**1205**). The embedded browser can identify a DRM scheme (**1210**). The embedded browser can generate a DRM tag (**1215**). The embedded browser can incorporate the DRM tag (**1220**). A DRM agent can monitor usage of the content (**1225**).

Referring now to operation (**1200**), and in some embodiments, a client device may establish a provisioning session with a network application. In some embodiments, the client device may be provided access to a plurality of network applications hosted on one or more servers. The client device may be provided access to the plurality of network applications via a client application executing on the client device. A user operating the client device may select, launch, execute, request access to, or otherwise establish a provisioning session with a network application. The user may select the network application on an embedded browser of



the client device. In some embodiments, a networking agent may establish, create, generate, or otherwise form one or more connections between server(s) hosting the network application and the client device. The client device may execute the embedded browser that can render information (e.g., content) from the network application.

A networking agent, which may be hosted on the client device and/or the server(s) hosting the network application, may establish, create, generate, or otherwise form one or more connections between the server(s) and the client device. The networking agent can establish or facilitate establishment of a network connection between the client device and the server(s) (which hosts and/or executes the network applications). The networking agent can perform handshaking for a requested connection from the client device (e.g., from the embedded browser executing on the client device) to access a network application, and can establish the requested connection. In some embodiments, the networking agent may establish a secure or encrypted connection. For instance, the networking agent may connect to enterprise resources (including services and network applications) for instance via a virtual private network (VPN). For example, the networking agent can establish a secure socket layer (SSL) VPN between the client device and the server(s), which can support remote delivery or provisioning of one or more network applications. The VPN, sometimes referred to as microVPN or application-specific VPN, may be specific to particular network applications, particular devices, particular secured areas on the client device, and the like. Such VPN connections can carry Microsoft Exchange traffic, Microsoft Active Directory traffic, HyperText Transfer Protocol (HTTP) traffic, HyperText Transfer Protocol Secure (HTTPS) traffic, as some examples.

In some embodiments, the networking agent may form an HTTP or web-based session between the server(s) and the client device. The networking agent may establish a transmission control protocol (TCP) connection to the server (e.g., a port of the server hosting the network application). The networking agent can exchange various commands with the server within the HTTP session in accordance with TCP. In some embodiments, the networking agent may establish a secure HTTP (e.g., HTTPS) session in a manner similar to the secure connections described above.

The client device may initiate the provisioning session to deliver the remotely-hosted application (e.g., the network application) when a user operating the client device requests access to, launches, or otherwise selects the remotely-hosted application. The client device may initiate the provisioning session within or across the network connection established by the networking agent. In some embodiments, a remote session agent may initiate the provisioning session (e.g., which may be established using Citrix high definition user experience (HDX) or independent computing architecture (ICA) protocol, or remote desktop protocol (RDP)). The remote session agent may initiate the provisioning session in accordance with any type or form of protocols, such as RDP, Appliance Link Protocol (ALP), Remote Frame Buffer (RFB) Protocol, and ICA Protocol. Such protocols can allow user interface (UI) elements of an application or desktop session (or other application data from the network applications) that is natively hosted on the server(s), to be generated at the server(s) and provisioned to a client device, for instance.

The network application may include or correspond to an application which generates or communicates content to the client device. The content may be or include audio or video

data, documents, software, etc. Hence, the network application may be or include audio or video streaming applications, file sharing applications, software distribution applications, etc. The content may be streamed, communicated, provisioned, or otherwise sent from the server hosting the network application to the client device.

Referring now to operation (1205), and in some embodiments, the embedded browser can detect content. In some embodiments, the embedded browser, which may be executable on a client device, detects content from the network application accessed via the embedded browser. The embedded browser may detect the content from the network application in a number of ways. For instance, the embedded browser may identify all incoming data from the network application across the provisioning session as content. The data can be identified or detected as content. Some content may be relevant for Digital Rights Management (DRM), and some content may not be relevant. The user may select, activate, run, launch or otherwise execute the network application using the embedded browser. When content is streamed, provisioned, provided, communicated, transmitted, or otherwise sent from network application(s) executing on the server(s) to the embedded browser of the client device, the embedded browser may identify (or detect) the content from the network application. Whenever the network application provides data to the client device, the embedded browser may flag, identify, or otherwise detect the incoming data as content from the network application.

Referring now to operation (1210), and in some embodiments, the embedded browser can identify a DRM scheme. In some embodiments, the embedded browser may identify the DRM scheme for the network application from a plurality of DRM schemes. The embedded browser may identify the DRM scheme according to the network application. In some embodiments, the embedded browser may identify the DRM scheme associated with the content upon detecting the content. The embedded browser may determine, locate or otherwise identify the DRM scheme responsive to a user requesting content from a network application. The embedded browser may identify the DRM scheme responsive to the network application communicating content to the client device. The embedded browser may include or access a plurality of DRM schemes. The embedded browser may identify the DRM scheme from a plurality of DRM schemes based on the content provided by the network application (or based on the network application itself).

When the embedded browser detects content from the network application, in some embodiment, the DRM engine may access the storage device to identify a DRM scheme associated with the content. In some embodiments, the DRM engine may identify a DRM scheme based on the network application which delivered the content to the client device. In some embodiments, each network application (or network application type) may have or are assigned to a corresponding DRM scheme. In some embodiments, different types of network applications may have corresponding DRM schemes. The DRM engine may identify the network application which communicated the content to the client device. The DRM engine may identify the network application based on data from the network application (such as packets, bits/bytes, which identify the network application), from the networking agent and/or remote session agent, etc. The DRM engine may access the storage device to determine which DRM scheme corresponds to the network application (or network application type) that communicated the content to the client device. Hence, the DRM engine may identify



45

the DRM scheme based on the network application which communicated or provided the content to the client device.

In some embodiments, the DRM engine may determine the DRM scheme for the content based on the type of content communicated from the network application to the client device. Hence, DRM schemes may provide for a policy or strategy for tagging content based on the type of content (rather than or in addition to tagging the content based on the network application which sent the content). For instance, the DRM schemes may outline DRM tags for specific types of content (e.g., documents, audio or video, images, software, and so forth). Each of these types of content may include a corresponding DRM scheme. For example, where the content is audio, the DRM engine may identify the content as audio in a number of ways (e.g., based on the file format [WAV, MP3, MPEG, etc.], data within the content which identifies the content as audio, the source of the audio [network application being an audio streaming application, a voice over internet protocol application], and so forth). Similar examples may be provided for the different types of content. Hence, the DRM engine may identify the type of content from the network application. The DRM engine may access the storage device to determine the DRM scheme associated with the type of content. The DRM scheme may indicate that certain types of content should be incorporated with certain types of DRM tags, certain types of classifications, etc. The DRM engine may identify the DRM scheme corresponding to the type of content and/or the network application which communicated the content to the client device.

Referring now to operation (1215), and in some embodiments, the embedded browser can generate a DRM tag. In some embodiments, the embedded browser may generate a DRM tag for the content according to the DRM scheme identified for the network application. The DRM tag may include a classification of the content. The embedded browser may construct, produce, create, or otherwise generate a DRM tag based on the DRM scheme identified at operation (1210). The embedded browser may construct, produce, create, or otherwise generate the DRM tag as content is received and detected by the embedded browser (e.g., in real-time or near real-time).

The DRM engine may generate a DRM tag for the content. In some embodiments, the DRM engine may generate the DRM tag in accordance with the DRM scheme identified for the content. As stated above, the DRM scheme may include or correspond to a mechanism or way for applying DRM tags to different types of information (e.g., in content). The DRM scheme may organize content and information based on type of information or content (e.g., images, documents, audio or video files, software), based on source of information or content (e.g., specific network application, type of network application), and so forth. The DRM scheme may indicate a policy associated with particular content, such as level of sensitivity or confidentiality, access control specifications, encryption or watermarking requirements, etc. The DRM schemes may be defined by an administrator for an enterprise, a developer of the network applications, etc.

The DRM engine may generate a DRM tag which classifies the content (e.g., as strictly confidential, confidential, strongly sensitive, sensitive, internal, or public, secret, top secret, company proprietary, not for distribution (outside company), privileged, subject to attorney-client privilege, etc.). The DRM engine may generate the DRM tag which assigns access control specifications, encryption requirements, watermarking requirements, etc. for the content. The

46

DRM tag generated by the DRM engine may also include author/source information, and various permissions. In some embodiments, content from particular network applications may automatically be assigned particular classifications. For instance, content from file sharing applications may automatically be assigned an "internal" classification. In some embodiments, content may be classified dynamically. For instance, as content from a network application is received by an embedded browser, the DRM engine may dynamically apply tags that include a classification of the content based on the content. The DRM engine may analyze, parse, evaluate, or otherwise process the content from the network application. The DRM engine may use or include a neural network or machine learning algorithm for processing the content. The DRM engine may dynamically generate the DRM tags based on the content.

In some embodiments, when the DRM engine generates a DRM tag for specific content, the DRM engine may store the DRM tag for subsequent use. For instance, the DRM engine may store the DRM tag in the server(s), cloud services, storage device, etc. The DRM engine may store the DRM tag in association with the network application and/or the content. The stored DRM tag may be inserted into the same or other content provided by the same instance of the network application access via the client device, or by a different session or instance of the network application by a different client device for instance (or same client device at a different point in time). Hence, DRM tags may be re-used in some embodiments, rather than being generated for every content instance.

A DRM tag may include or correspond to metadata incorporated into the content. A DRM tag may be incorporated into a header and/or field of packets or frames of the content, or into a separate file included within or attached to the content, etc. The DRM tags may be included in a predetermined portion of the content file or, may be separate from and accompanying the content. Where the content corresponds to a software package, the DRM tag and content may be structured similar to a collection of software scripts and/or libraries, etc.

Information about DRM tags and their corresponding type/source of the content may be maintained or indicated in a look-up table, for instance. The DRM tags may correspond to tags incorporated in, coupled to, or otherwise incorporated with specific content which describe the digital rights associated therewith. The DRM tags may include information which may identify the sensitivity or confidentiality of the content. The DRM tags may include information which identifies a classification of content, such as top secret, secret, strictly confidential, confidential, strongly sensitive, sensitive, proprietary, internal (or not for distribution outside of the enterprise), subject to attorney-client privilege, public, etc. The level of sensitivity/confidentiality may correspond to availability of the content to particular users or personnel within the enterprise (such as management-level persons only, or management-level persons and people working on a particular project, or only people in a particular department working on a particular project, etc.).

The DRM tags may include information which identifies an access control specification for particular user(s), action (s) and/or content. For instance, access control specification may indicate whether specific users or groups of users are allowed or restricted from sharing, uploading, copying, renaming, downloading, printing, emailing, saving, screen-capturing, editing, modifying, etc., content. In some embodiments, the DRM tags may include information which identifies that some users are allowed to perform functions which



other users are not allowed to perform. For instance, users who are working on a particular project may be allowed full access to documents generated by those workers and other documents related to the project, while other workers who are not working on the project may be denied access to the same documents. As another example, an owner (or creator) of a file may have permission to read, write and execute the file, an administrator and management may similarly have the ability to read and write, execute the file, while other users may only be able to read the file.

The DRM tags may include information which identifies a watermark or encryption requirement for content. For instance, the DRM tags may include information which indicates that some content is to be watermarked. As one example, a DRM tag for documents may indicate that documents which are sent outside the enterprise should automatically be watermarked with their classification (e.g., strictly confidential, sensitive, and so forth). As another example, the DRM tags may include information which indicates that documents having a classification of strictly confidential or higher are not permitted to be emailed or otherwise shared outside the enterprise. The DRM tags may include information which indicates that some content is to be encrypted. As one example, a DRM tag may be used to indicate that a corresponding content which is capable of being shared outside the enterprise should automatically be encrypted when the content is shared outside the enterprise.

The DRM tags may include information associated with the content. For instance, the DRM tags may include information corresponding to author/source information (e.g., the network application and the user who generated the content), copyright information pertaining to the content, software and/or open source licenses associated with the content, version or revision history for the content, owner of the content (e.g., the company, the user, etc.).

Referring now to operation (1220), and in some embodiments, the embedded browser can incorporate the DRM tag. In some embodiments, the embedded browser may incorporate the DRM tag into the content for managing usage of the content according to the classification. The embedded browser may integrate, weave, provide, add, intersperse, encode, or otherwise incorporate the DRM tag into the content responsive to the content being received by the embedded browser. The embedded browser may integrate, weave, provide, add, intersperse, encode, or otherwise incorporate the DRM tag into the content following the DRM tag being generated. The embedded browser may integrate, weave, provide, add, intersperse, encode, or otherwise incorporate the DRM tag into the content in real-time or near real-time. The embedded browser may integrate, weave, provide, add, intersperse, encode, or otherwise incorporate the DRM tag into the content responsive to the content being received by the embedded browser.

In some embodiments, the DRM engine may include or access a neural network or machine learning algorithm for identifying content and/or for incorporating tags to content. The DRM engine may use a trained model to identify one or more portions of the information that can trigger the DRM tagging feature. In some embodiments, the model may be part of a natural language processing algorithm to analyzing speech content. The model may include formats or regular expressions for the predefined types of information content. In some embodiments, the model may include a neural network with one or more weights. The DRM engine may train the model using a training dataset.

The training dataset may include textual corpus labeled as correlating to the predefined types of content. The textual

corpus of the training dataset may for instance include sensitive content such as sample physical home addresses, email addresses, passport numbers, vehicle registration plate numbers, driver's license numbers, credit card numbers, telephone numbers, dollar amounts, and dates of births, other among others. Once the model is trained, the DRM engine may use the model to parse the information content. In parsing the information content, the DRM engine may recognize or identify the one or more portions of the information as matching one of the predefined types of information in accordance with a policy. In some embodiments, the DRM engine may assign a score for the one or more portions of the information identified as matching one of the predefined types of content. The score may indicate a likelihood of a match. Based on the score and/or matching, the DRM engine can determine which type of content is delivered from the network application. Based on the type of content (and DRM tag), the DRM engine may check or determine whether such content is being used properly, accessed properly, etc. The DRM engine may be configured to restrict actions on the content based on its usage, according to the determined type of content and DRM tag.

In some embodiments, the DRM engine may use the neural network and/or machine learning algorithm for determining whether to incorporate a tag into content. Similar to training of the model described above, the DRM engine may train the model using a training data set.

The training dataset may include content and corresponding DRM tags. Once the model is trained, the DRM engine may use the model for tagging content. The DRM engine may parse the content to determine which DRM tag to apply to the content. The DRM engine may assign a score to the DRM tag applied to the content, which may be used for evaluating the effectiveness of the DRM tag applied to the content.

Referring to (1225) and in some embodiments, a DRM agent may monitor usage of the content according to the DRM tag for the content. In some embodiments, information about usage of the content may be routed through (or detected by) the DRM agent. The DRM agent may perform endpoint analysis and/or inspection of the content at any enterprise network node (e.g., in any client device). Hence, the DRM agent may generally identify, monitor or detect the usage (e.g., including status and transmission) of the content. The DRM agent may determine what actions are being taken on the content. For instance, the DRM agent may determine whether the user attempts to send the content outside the enterprise, edit the content, download or upload the content, etc. The DRM agent may identify, consider and/or evaluate the DRM tag for the content to determine whether such action by the user is permissible according to the DRM tag.

In some embodiments, the DRM agent may determine whether actions are permissible based on a policy and the DRM tag. The DRM agent may access one or more policies. The policies can be accessed, retrieved, selected, applied and/or otherwise used by the DRM agent (and/or other components of the system) to manage access and privileges for content from network application(s) accessed via the embedded browser. The DRM agent can apply the one or more policies on a network application being accessed via the embedded browser. For example, the DRM agent can apply the one or more policies on the content of the network application and/or on the DRM tag for the content. For example, because the use of an embedded browser allows for real-time visibility into information provisioned or generated through the network application (accessed via the



embedded browser), for instance even before such information is rendered by the embedded browser, the DRM agent can analyze or otherwise process the information to determine access privileges and/or sensitivity associated with content prior to the content being delivered to the client device. The DRM agent can for instance apply one or more policies dynamically to the information to generate and/or dynamically update the access to the content and/or privileges.

In some embodiments, the policies can indicate if certain users, groups of users, and/or users fitting certain profiles, have certain rights or privileges pertaining to particular content and/or types of content. For example, where a management-level member accesses content from a particular network application, the management-level member may have rights which indicate they can send, edit, copy, etc. the content. However, where a janitor attempts to access the same content, the janitor may not have such privileges. The policies may indicate rights, privileges, security or clearance levels, etc., associated with various users or types/groups of users within an enterprise.

The policies can indicate if certain network applications, groups of network applications, and/or network applications fitting certain profiles, should be subject to the DRM tagging feature of the embedded browser. For example, if a network application meets a certain profile being tracked via a policy, such as susceptibility to disclosing, provisioning, or otherwise providing for communication of potentially sensitive or confidential information or information having digital rights associated therewith (e.g., personally identifiable data, corporate sales figures, customer database), the policies may indicate that such a network application should have content tagged with DRM tags. Such embodiments may act as a precautionary-checking, deterrence, enforcement and/or tracking mechanism for content having digital rights associated therewith.

The DRM agent may permit or deny actions on or corresponding to the content based on the DRM tag for the content. The DRM agent may permit or deny actions on the content as the content is interacted with by a user. The DRM agent may perform endpoint analysis to detect any actions on the content. As stated above, the DRM agent may permit or deny actions on or corresponding to the content based on the DRM tag and the policies outlined above. In instances where the DRM agent denies access or actions on or corresponding to the content, the DRM agent may inform or instruct the user that they do not have the corresponding permission, inform an administrator of the attempted actions, etc.

In some embodiments, the DRM agent may encrypt or watermark the content in accordance with the DRM tag. The DRM agent may include or access encryption algorithms, watermarking algorithms, etc. The DRM agent may identify the content delivered to the client device. The DRM agent may identify the DRM tag for the content. When the DRM tag indicates that the content is to be watermarked or encrypted, the DRM agent may execute the encryption/watermarking algorithms to encrypt or watermark the content in accordance with the DRM tag.

In embodiments where the DRM tag indicates encryption and/or watermarking of the content, the DRM agent may be designed or implemented to verify the presence and/or sufficiency of the encryption and/or watermarking. The DRM agent may compare the requirements according to the DRM tag, to the current status of the content. Where the DRM agent identifies a mismatch (e.g., that the content is not properly encrypted or watermarked), the DRM agent

may report such a mismatch to an administrator. The administrator may modify, for instance, the encryption or watermarking algorithms to address such issues.

It should be understood that the systems described above may provide multiple ones of any or each of those components and these components may be provided on either a standalone machine or, in some embodiments, on multiple machines in a distributed system. The systems and methods described above may be implemented as a method, apparatus or article of manufacture using programming and/or engineering techniques to produce software, firmware, hardware, or any combination thereof. In addition, the systems and methods described above may be provided as one or more computer-readable programs embodied on or in one or more articles of manufacture. The term "article of manufacture" as used herein is intended to encompass code or logic accessible from and embedded in one or more computer-readable devices, firmware, programmable logic, memory devices (e.g., EEPROMs, ROMs, PROMs, RAMs, SRAMs, etc.), hardware (e.g., integrated circuit chip, Field Programmable Gate Array (FPGA), Application Specific Integrated Circuit (ASIC), etc.), electronic devices, a computer readable non-volatile storage unit (e.g., CD-ROM, USB Flash memory, hard disk drive, etc.). The article of manufacture may be accessible from a file server providing access to the computer-readable programs via a network transmission line, wireless transmission media, signals propagating through space, radio waves, infrared signals, etc. The article of manufacture may be a flash memory card or a magnetic tape. The article of manufacture includes hardware logic as well as software or programmable code embedded in a computer readable medium that is executed by a processor. In general, the computer-readable programs may be implemented in any programming language, such as LISP, PERL, C, C++, C#, PROLOG, or in any byte code language such as JAVA. The software programs may be stored on or in one or more articles of manufacture as object code.

While various embodiments of the methods and systems have been described, these embodiments are illustrative and in no way limit the scope of the described methods or systems. Those having skill in the relevant art can effect changes to form and details of the described methods and systems without departing from the broadest scope of the described methods and systems. Thus, the scope of the methods and systems described herein should not be limited by any of the illustrative embodiments and should be defined in accordance with the accompanying claims and their equivalents.

We claim:

1. A method comprising:

identifying, by a client device, content provided by an application hosted by a remote computing device to be displayed on the client device;

determining, by the client device, for the application a digital rights management (DRM) scheme from a plurality of DRM schemes based at least on identification of the application, wherein the DRM scheme is configured to classify content based at least on one of type of information or source of information and to indicate which tag to apply based at least on one of type of information or source of information;

incorporating, by the client device based at least on the DRM scheme, a tag into the content to identify a classification of the content; and

providing, by the client device, for display the content with the tag incorporated such that usage of the content



## 51

is enabled to be monitored based at least on the classification of the content identified by the tag.

2. The method of claim 1, further comprising determining, by the client device based at least on the tag, to one of watermark or encrypt at least a portion of the content.

3. The method of claim 1, further comprising monitoring usage of the content based at least on the classification of the content identified by the tag.

4. The method of claim 1, further comprising using, by the client device, a model to determine which tag to apply to the content.

5. The method of claim 1, further comprising using a model to determine misuse of the content with the tag.

6. A system comprising:

a client device, comprising one or more processors and memory, configured to

identify content provided by an application hosted by a remote computing device to be displayed on the client device;

determine for the application a digital rights management (DRM) scheme from a plurality of DRM schemes based at least on identification of the application, wherein the DRM scheme is configured to classify content based at least on one of type of information or source of information and to indicate which tag to apply based at least on one of type of information or source of information;

incorporate, based at least on the DRM scheme, a tag into the content to identify a classification of the content; and

provide, for display the content with the tag incorporated such that usage of the content is enabled to be monitored based at least on the classification of the content identified by the tag.

7. The system of claim 6, wherein the client is further configured to determine, based at least on the tag, to one of watermark or encrypt at least a portion of the content.

8. The system of claim 6, wherein the client is further configured to monitor usage of the content based at least on the classification of the content identified by the tag.

9. The system of claim 6, wherein the client is further configured to use a model to determine which tag to apply to the content.

## 52

10. The system of claim 6, wherein a model is used to determine misuse of the content with the tag.

11. A non-transitory computer readable medium storing program instructions for causing one or more processors of a client device to:

identify content provided by an application hosted by a remote computing device to be displayed on the client device;

determine for the application a digital rights management (DRM) scheme from a plurality of DRM schemes based at least on identification of the application, wherein the DRM scheme is configured to classify content based at least on one of type of information or source of information and to indicate which tag to apply based at least on one of type of information or source of information;

incorporate, based at least on the DRM scheme, a tag into the content to identify a classification of the content; and

provide, for display the content with the tag incorporated such that usage of the content is enabled to be monitored based at least on the classification of the content identified by the tag.

12. The non-transitory computer readable medium of claim 11, wherein the program instructions further cause the one or more processors to determine, based at least on the tag, to one of watermark or encrypt at least a portion of the content.

13. The non-transitory computer readable medium of claim 11, wherein the program instructions further cause the one or more processors to monitor usage of the content based at least on the classification of the content identified by the tag.

14. The non-transitory computer readable medium of claim 11, wherein the program instructions further cause the one or more processors to use a model to determine which tag to apply to the content.

15. The non-transitory computer readable medium of claim 11, wherein the program instructions further cause the one or more processors to use a model to determine which tag to apply to the content.

\* \* \* \* \*