



(12) **United States Patent**
Shribman et al.

(10) **Patent No.:** US 11,838,119 B2
(45) **Date of Patent:** *Dec. 5, 2023

(54) **SYSTEM PROVIDING FASTER AND MORE EFFICIENT DATA COMMUNICATION**

(71) Applicant: **BRIGHT DATA LTD.**, Netanya (IL)

(72) Inventors: **Derry Shribman**, Tel Aviv (IL); **Ofer Vilenski**, Moshav Hadar Am (IL)

(73) Assignee: **BRIGHT DATA LTD.**, Netanya (IL)

(*) Notice: Subject to any disclaimer, the term of this patent is extended or adjusted under 35 U.S.C. 154(b) by 231 days.

This patent is subject to a terminal disclaimer.

(21) Appl. No.: **17/332,077**

(22) Filed: **May 27, 2021**

(65) **Prior Publication Data**

US 2021/0289052 A1 Sep. 16, 2021

Related U.S. Application Data

(60) Continuation of application No. 16/600,507, filed on Oct. 13, 2019, now Pat. No. 11,044,342, which is a (Continued)

(51) **Int. Cl.**
H04L 67/01 (2022.01)
H04L 41/046 (2022.01)
(Continued)

(52) **U.S. Cl.**
CPC *H04L 67/01* (2022.05); *H04L 41/046* (2013.01); *H04L 67/1001* (2022.05);
(Continued)

(58) **Field of Classification Search**
CPC ... H04L 67/01; H04L 67/563; H04L 67/1001; H04L 67/564; H04L 67/535;
(Continued)

(56) **References Cited**

U.S. PATENT DOCUMENTS

3,922,494 A 11/1975 Cooper et al.
4,347,827 A 9/1982 Lo Cascio
(Continued)

FOREIGN PATENT DOCUMENTS

CA 2328548 A1 6/2002
CA 2353623 A1 1/2003
(Continued)

OTHER PUBLICATIONS

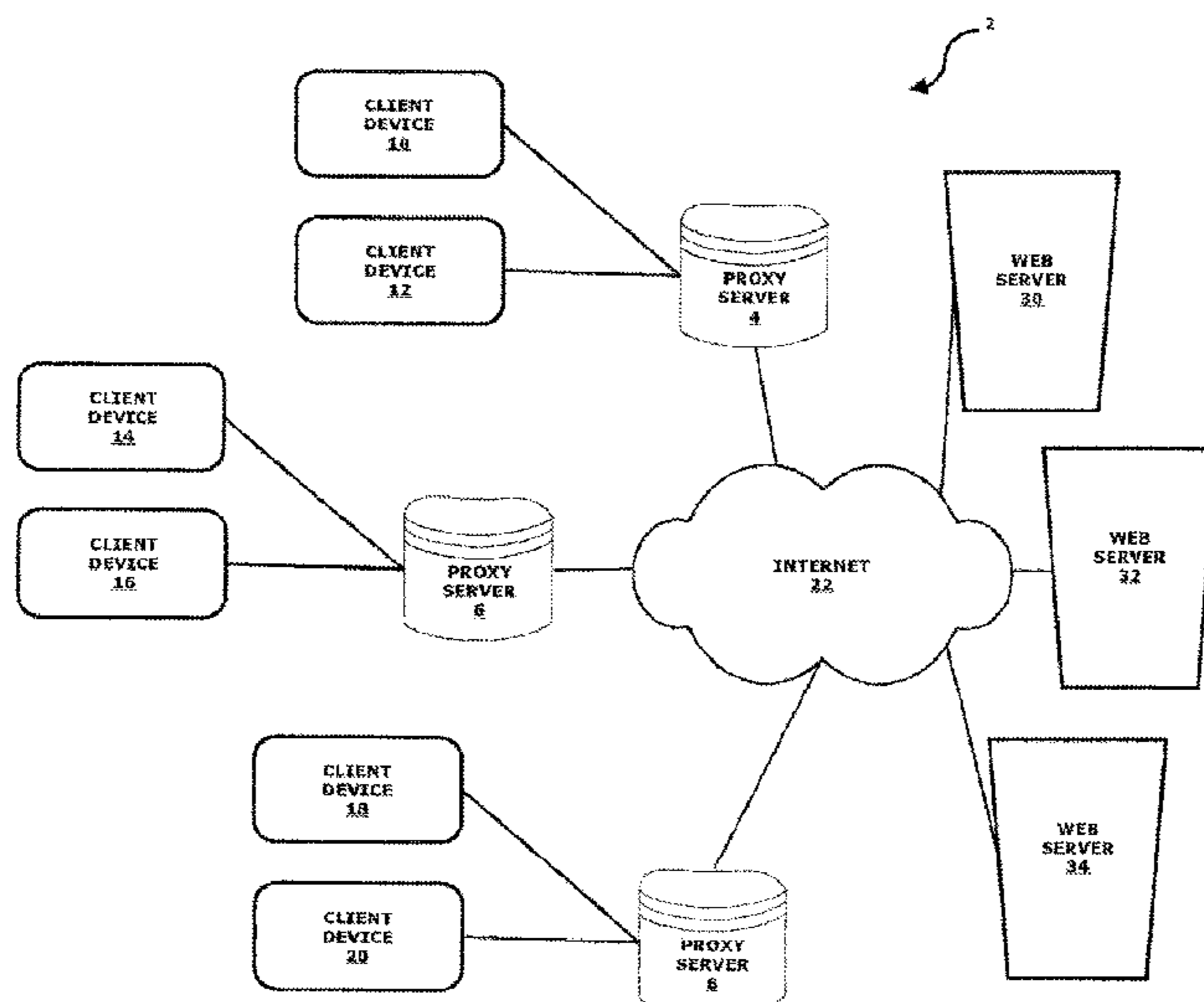
W3C, Glossary of Terms for Device Independence, Jan. 2005 (12 pages).
(Continued)

Primary Examiner — Minh Chau Nguyen
(74) *Attorney, Agent, or Firm* — May Patents Ltd.

(57) **ABSTRACT**

A system designed for increasing network communication speed for users, while lowering network congestion for content owners and ISPs. The system employs network elements including an acceleration server, clients, agents, and peers, where communication requests generated by applications are intercepted by the client on the same machine. The IP address of the server in the communication request is transmitted to the acceleration server, which provides a list of agents to use for this IP address. The communication request is sent to the agents. One or more of the agents respond with a list of peers that have previously seen some or all of the content which is the response to this request (after checking whether this data is still valid). The client then downloads the data from these peers in parts and in parallel, thereby speeding up the Web transfer, releasing congestion from the Web by fetching the information from multiple sources, and relieving traffic from Web servers by offloading the data transfers from them to nearby peers.

24 Claims, 15 Drawing Sheets



Related U.S. Application Data

continuation of application No. 16/278,107, filed on Feb. 17, 2019, now Pat. No. 10,484,510, which is a continuation of application No. 15/957,945, filed on Apr. 20, 2018, now Pat. No. 10,257,319, which is a continuation of application No. 14/025,109, filed on Sep. 12, 2013, now Pat. No. 10,069,936, which is a division of application No. 12/836,059, filed on Jul. 14, 2010, now Pat. No. 8,560,604.

(60) Provisional application No. 61/249,624, filed on Oct. 8, 2009.

(51) **Int. Cl.**

H04L 67/1023 (2022.01)
H04L 67/563 (2022.01)
H04L 67/564 (2022.01)
H04L 67/1001 (2022.01)
H04L 67/02 (2022.01)
H04L 67/1061 (2022.01)
H04L 67/1074 (2022.01)
H04L 67/50 (2022.01)
H04L 67/142 (2022.01)

(52) **U.S. Cl.**

CPC *H04L 67/108* (2013.01); *H04L 67/1023* (2013.01); *H04L 67/1063* (2013.01); *H04L 67/142* (2013.01); *H04L 67/535* (2022.05); *H04L 67/563* (2022.05); *H04L 67/564* (2022.05); *H04L 67/02* (2013.01)

(58) **Field of Classification Search**

CPC . H04L 41/046; H04L 67/1023; H04L 67/108; H04L 67/02
 See application file for complete search history.

(56) **References Cited**

U.S. PATENT DOCUMENTS

4,855,894 A 8/1989 Asahi
 4,937,781 A 6/1990 Lee et al.
 5,519,693 A 5/1996 Galuszka
 5,577,243 A 11/1996 Sherwood et al.
 5,734,829 A 3/1998 Robinson
 5,758,195 A 5/1998 Balmer
 5,826,014 A 10/1998 Coley
 5,974,566 A 10/1999 Ault
 6,012,083 A 1/2000 Savitzky
 6,012,090 A 1/2000 Chung
 6,061,278 A 5/2000 Kato et al.
 6,085,193 A 7/2000 Malkin
 6,134,584 A 10/2000 Chang
 6,154,782 A 11/2000 Kawaguchi
 6,185,625 B1 2/2001 Tso
 6,240,444 B1 5/2001 Fin
 6,266,704 B1 7/2001 Reed
 6,173,330 B1 9/2001 Guo et al.
 6,311,216 B1 10/2001 Smith
 6,351,775 B1 2/2002 Yu
 6,356,934 B1 3/2002 Delph
 6,389,422 B1 5/2002 Doi
 6,389,462 B1 5/2002 Cohen
 6,397,259 B1 5/2002 Lincke et al.
 6,412,008 B1 6/2002 Fields et al.
 6,421,733 B1 7/2002 Tso
 6,449,640 B1 9/2002 Haverstock
 6,466,470 B1 10/2002 Chang
 6,513,061 B1 1/2003 Ebata
 6,519,693 B1 2/2003 Debey
 6,601,098 B1 7/2003 Case et al.
 6,658,463 B1 12/2003 Dillon et al.
 6,661,799 B1 12/2003 Molitor
 6,665,715 B1 12/2003 Hourii

6,687,732 B1 2/2004 Bector
 6,701,374 B2 3/2004 Gupta
 6,785,705 B1 8/2004 Kocherlakota
 6,792,461 B1 9/2004 Hericourt
 6,795,848 B1 9/2004 Border et al.
 6,820,133 B1 11/2004 Grove
 6,829,638 B1 12/2004 McBrearty
 6,842,463 B1 1/2005 Drwiega
 6,868,453 B1 3/2005 Watanabe
 6,895,011 B1 5/2005 Lassers
 6,961,783 B1 11/2005 Cook
 7,007,228 B1 2/2006 Carro
 7,047,315 B1 5/2006 Srivastava
 7,080,158 B1 7/2006 Squire
 7,009,927 B2 8/2006 Cudd
 7,120,666 B2 10/2006 McCanne et al.
 7,139,557 B2 11/2006 Tang et al.
 7,139,579 B2 11/2006 Hatano
 7,203,741 B2 4/2007 Marco et al.
 7,234,059 B1 6/2007 Beaver
 7,246,272 B2 7/2007 Cabezas
 7,353,279 B2 4/2008 Durvasula et al.
 7,381,366 B2 6/2008 Carter
 7,401,115 B1 7/2008 Arsenault
 7,464,123 B2 12/2008 Croker
 7,543,018 B2 6/2009 Appelman
 7,558,942 B1 7/2009 Chen et al.
 7,620,703 B1 11/2009 Shteyn
 7,639,682 B2 12/2009 Suzuki et al.
 7,673,048 B1 3/2010 O'Toole
 7,702,784 B2 4/2010 Berstis
 7,706,362 B1 4/2010 Senthilnathan
 7,719,971 B1 5/2010 Issa
 7,742,485 B2 6/2010 Zhang
 7,751,628 B1 7/2010 Reisman
 7,761,500 B1 7/2010 Wei et al.
 7,734,777 B2 8/2010 Raja
 7,783,777 B1 8/2010 Pabla
 7,788,378 B2 8/2010 Rao
 7,801,824 B1 9/2010 Bryar
 7,805,517 B2 9/2010 Shim
 7,818,430 B2 10/2010 Zuckerman
 7,831,720 B1 11/2010 Nouredine
 7,853,472 B2 12/2010 Al-Abdulqader
 7,860,988 B2 12/2010 Aoki
 7,865,585 B2* 1/2011 Samuels H04L 67/568
 709/219
 7,877,511 B1 1/2011 Berger
 7,890,547 B2 2/2011 Hotti
 7,890,624 B2 2/2011 Bivens
 7,894,431 B2 2/2011 Goring
 7,917,755 B1 3/2011 Giliyaru
 7,929,429 B2 4/2011 Bornstein
 7,970,835 B2 6/2011 St. Jacques
 7,984,110 B1 7/2011 Raman
 8,041,784 B1 10/2011 Amidon
 8,135,912 B2 3/2012 Shribman et al.
 8,144,611 B2 3/2012 Agarwal
 8,156,275 B2 4/2012 de Cesare
 8,171,101 B2 5/2012 Gladwin et al.
 8,306,022 B1 11/2012 Cranor et a
 8,375,434 B2 2/2013 Cottrell
 8,453,227 B2 5/2013 Aiello
 8,458,786 B1 6/2013 Kailash
 8,464,350 B2 6/2013 Kanevsky
 8,479,251 B2 7/2013 Feinleib et al.
 8,499,059 B2 7/2013 Stoyanov
 8,514,812 B2 8/2013 Tang et al.
 8,516,084 B1 8/2013 Grieve
 8,527,631 B1 9/2013 Liang
 8,533,628 B2 9/2013 Rohrabough
 8,577,724 B1 11/2013 Gandhi
 8,595,786 B2 11/2013 Choi
 8,612,641 B1 12/2013 Bozarth et al.
 8,627,422 B2 1/2014 Hawkes
 8,639,630 B2 1/2014 Fomenko et al.
 8,769,035 B2 1/2014 Resch et al.
 8,655,838 B2 2/2014 Wright
 8,655,985 B2 2/2014 De

(56)

References Cited

U.S. PATENT DOCUMENTS

8,719,430 B2	5/2014	Van Ackere	2002/0178217 A1	11/2002	Nguyen
8,719,505 B2	6/2014	Shribman et al.	2002/0194183 A1	12/2002	Yoakum
8,832,179 B2	9/2014	Owen et al.	2002/0194292 A1	12/2002	King
8,838,811 B2	9/2014	Chen	2003/0009518 A1	1/2003	Harrow et al.
8,935,798 B1	1/2015	Smith	2003/0009583 A1	1/2003	Chan et al.
9,201,808 B2	1/2015	Shribman et al.	2003/0018705 A1	1/2003	Chen
8,972,602 B2	3/2015	Mithyantha	2003/0018834 A1	1/2003	Eilers
8,990,357 B2	3/2015	Graham-Cumming	2003/0061282 A1	3/2003	Ebata et al.
8,996,856 B2	3/2015	Amit	2003/0074403 A1	4/2003	Harrow et al.
9,015,335 B1	4/2015	Gigliotti	2003/0095520 A1	5/2003	Aalbers
9,049,247 B2	6/2015	Holloway	2003/0097408 A1	5/2003	Kageyama
9,059,938 B1	6/2015	Strand	2003/0115364 A1	6/2003	Shu et al.
9,100,320 B2	8/2015	Hsy	2003/0120805 A1	6/2003	Couts
9,122,554 B2	9/2015	Callaghan	2003/0149720 A1	8/2003	Goldstein
9,154,557 B2	10/2015	Lev-Ran	2003/0163413 A1	8/2003	Wiczowski
9,177,157 B2	11/2015	Binder	2003/0174648 A1	9/2003	Wang et al.
9,237,210 B2	1/2016	Liu	2003/0187925 A1	10/2003	Inala
9,253,164 B2	2/2016	Gouge	2003/0200307 A1	10/2003	Raju et al.
9,313,100 B1	4/2016	Jenkins	2003/0204602 A1	10/2003	Hudson et al.
9,374,244 B1	6/2016	Reed	2003/0210694 A1	11/2003	Jayaraman et al.
9,380,028 B2	6/2016	Rizzo	2003/0217144 A1	11/2003	Fu et al.
9,418,243 B2	8/2016	Bauer	2003/0229718 A1	12/2003	Tock
9,380,523 B1	9/2016	Mijar	2003/0229785 A1	12/2003	Daseke
9,444,903 B2	9/2016	Nuaimi	2004/0044731 A1	3/2004	Chen
9,584,529 B2	2/2017	Su	2004/0052257 A1	3/2004	Abdo
9,634,994 B2	4/2017	Prince	2004/0054748 A1	3/2004	Ackaouy
9,705,959 B1	7/2017	Strand	2004/0054800 A1	3/2004	Shah
9,742,866 B2	8/2017	Shribman	2004/0068579 A1	4/2004	Marmigere
9,769,121 B2	9/2017	Joy et al.	2004/0088646 A1	5/2004	Yeager et al.
9,838,497 B2	12/2017	Lawrence	2004/0107242 A1	6/2004	Vert et al.
9,979,674 B1	5/2018	Kumar	2004/0111529 A1	6/2004	Parmar
9,990,295 B2	6/2018	Shribman et al.	2004/0117455 A1	6/2004	Kaminsky
10,104,165 B1	10/2018	Killian	2004/0133692 A1	7/2004	Blanchet
10,110,606 B2	10/2018	Mizhar	2004/0136370 A1	7/2004	Moore et al.
10,182,466 B2	1/2019	Nirantar	2004/0143665 A1	7/2004	Mace
10,277,711 B2	4/2019	Shribman	2004/0153473 A1	8/2004	Hutchinson
10,361,911 B2	7/2019	Brandwine	2004/0199629 A1	10/2004	Bomer
10,404,791 B2	9/2019	Puri	2004/0212490 A1	10/2004	Fredericks
10,410,244 B2	9/2019	Toval	2004/0215717 A1	10/2004	Seifert
10,484,337 B2	11/2019	Subbarayan	2004/0221207 A1	11/2004	Yokota
10,484,510 B2	11/2019	Shribman	2004/0230593 A1	11/2004	Rudin
10,560,509 B2	2/2020	Lo	2004/0236962 A1	11/2004	Wong
10,594,660 B2	3/2020	Smith	2004/0254907 A1	12/2004	Crow et al.
10,601,948 B1	3/2020	Juravicius	2004/0257761 A1	12/2004	Park
10,601,984 B2	3/2020	Olligschlaeger	2004/0263479 A1	12/2004	Shkolnikov
10,637,956 B1	4/2020	Juravicius	2004/0264506 A1	12/2004	Furukawa
10,645,654 B1	5/2020	Backholm	2005/0015552 A1	1/2005	So et al.
10,650,166 B1	5/2020	Sundberg	2005/0022236 A1	1/2005	Ito et al.
10,743,051 B1	8/2020	Reed	2005/0027782 A1	2/2005	Jalan
10,749,893 B1	8/2020	Dahlberg	2005/0050097 A1	3/2005	Yeh
10,771,524 B1	9/2020	Long	2005/0060542 A1	3/2005	Risan
10,798,209 B1	10/2020	Juravicius et al.	2005/0091540 A1	4/2005	Dick
10,805,181 B2	10/2020	Boutros et al.	2005/0096753 A1	5/2005	Arling
11,140,235 B1	10/2021	Vilcinskis et al.	2005/0097217 A1	5/2005	Val et al.
11,258,872 B1	2/2022	Gogel	2005/0097221 A1	5/2005	James
11,469,992 B2	10/2022	Gerstel	2005/0097441 A1	5/2005	Herbach
2001/0011312 A1	8/2001	Chu	2005/0108244 A1	5/2005	Riise
2001/0033583 A1	10/2001	Rabenko et al.	2005/0125412 A1	6/2005	Glover
2001/0054020 A1*	12/2001	Barth G06Q 30/0623 705/37	2005/0138426 A1	6/2005	Styslinger
2002/0007413 A1	1/2002	Garcia-Luna-Aceves et al.	2005/0165903 A1	7/2005	Doan
2002/0026517 A1	2/2002	Watson	2005/0180319 A1	8/2005	Hutnik
2002/0059371 A1	5/2002	Jamail	2005/0198309 A1	9/2005	Li et al.
2002/0059429 A1	5/2002	Carpenter	2005/0228964 A1	10/2005	Sechrest et al.
2002/0065930 A1	5/2002	Rhodes	2005/0235044 A1	10/2005	Tazuma
2002/0069241 A1	6/2002	Narliker et al.	2006/0015545 A1	1/2006	Ezra
2002/0073075 A1	6/2002	Dutta	2006/0026304 A1	2/2006	Price
2002/0073232 A1	6/2002	Hong	2006/0036755 A1	2/2006	Abdullah
2002/0091760 A1	7/2002	Rozen	2006/0039352 A1	2/2006	Karstens
2002/0112036 A1	8/2002	Bohannon	2006/0047844 A1	3/2006	Deng
2002/0112152 A1	8/2002	VanHeyningen	2006/0059091 A1	3/2006	Wang
2002/0120874 A1	8/2002	Shu et al.	2006/0075114 A1	4/2006	Panasyuk
2002/0123895 A1	9/2002	Potekhin	2006/0155995 A1	7/2006	Torvinen
2002/0133621 A1	9/2002	Marco et al.	2006/0184647 A1	8/2006	Dixit
2002/0169818 A1	11/2002	Stewart	2006/0206586 A1	9/2006	Ling
			2006/0212542 A1*	9/2006	Fang H04L 67/104 709/219
			2006/0212584 A1*	9/2006	Yu H04L 67/1072 709/227
			2006/0224687 A1	10/2006	Popkin

(56)

References Cited

U.S. PATENT DOCUMENTS

2006/0236083	A1	10/2006	Fritsch	2009/0150930	A1	6/2009	Sherwin
2006/0242318	A1	10/2006	Nettle	2009/0157850	A1	6/2009	Gagliardi
2006/0256772	A1	11/2006	Yarlagadda	2009/0161554	A1	6/2009	Agarwal
2006/0259728	A1	11/2006	Chandrasekaran et al.	2009/0177761	A1	7/2009	Meyer
2006/0271438	A1	11/2006	Shotland	2009/0182843	A1	7/2009	Hluchyj
2006/0280191	A1	12/2006	Nishida	2009/0187654	A1	7/2009	Raja
2006/0293052	A1	12/2006	Orler	2009/0193498	A1	7/2009	Agarwal
2007/0011674	A1	1/2007	Joo	2009/0199000	A1	8/2009	Hsu
2007/0047452	A1	3/2007	Lohr	2009/0204700	A1	8/2009	Sudhaka
2007/0050522	A1	3/2007	Grove	2009/0216887	A1	8/2009	Hertle
2007/0061440	A1	3/2007	Sundaram	2009/0217122	A1	8/2009	Yokokawa et al.
2007/0073878	A1	3/2007	Issa	2009/0217351	A1	8/2009	Burch
2007/0088821	A1	4/2007	Sankuratripati	2009/0222515	A1	9/2009	Thompson
2007/0100839	A1	5/2007	Kim	2009/0228603	A1	9/2009	Ritzau et al.
2007/0142036	A1	6/2007	Wikman	2009/0232003	A1	9/2009	Vasseur
2007/0156855	A1	7/2007	Johnson	2009/0234970	A1	9/2009	Sun
2007/0160072	A1	7/2007	Thalanany et al.	2009/0248793	A1	10/2009	Jacobsson
2007/0171921	A1	7/2007	Wookey	2009/0262724	A1	10/2009	Suzuki
2007/0174246	A1	7/2007	Sigurdsson	2009/0278506	A1	11/2009	Winger
2007/0177513	A1	8/2007	Kuokkanen	2009/0279559	A1	11/2009	Wong et al.
2007/0180111	A1	8/2007	Chmaytelli	2009/0292816	A1	11/2009	Etchegoyen
2007/0226810	A1	9/2007	Hotti	2009/0300208	A1	12/2009	Lepeska
2007/0239655	A1	10/2007	Agetsuma	2009/0313318	A1	12/2009	Dye
2007/0283026	A1	12/2007	Lohmar	2009/0319502	A1	12/2009	Chalouhi et al.
2008/0008089	A1	1/2008	Bornstein et al.	2009/0320119	A1	12/2009	Hicks
2008/0010365	A1	1/2008	Schneider	2009/0327489	A1	12/2009	Swildens
2008/0025506	A1	1/2008	Muraoka	2010/0031183	A1	2/2010	Kang
2008/0034416	A1	2/2008	Kumar	2010/0036954	A1	2/2010	Sakata
2008/0037536	A1	2/2008	Padmanabhan	2010/0042724	A1	2/2010	Jeon
2008/0052156	A1	2/2008	Brenner	2010/0066808	A1	3/2010	Tucker et al.
2008/0071925	A1	3/2008	Leighton	2010/0067703	A1	3/2010	Candelore
2008/0072178	A1	3/2008	Budzisch	2010/0082513	A1	4/2010	Liu
2008/0091812	A1	4/2008	Lev-Ran	2010/0085977	A1	4/2010	Khalid et al.
2008/0098101	A1	4/2008	Black	2010/0094970	A1	4/2010	Zuckerman
2008/0109446	A1	5/2008	Wang	2010/0095208	A1	4/2010	White
2008/0120427	A1	5/2008	Ramanathan	2010/0100952	A1	4/2010	Sample
2008/0125123	A1	5/2008	Dorenbosch	2010/0105443	A1	4/2010	Vaisanen
2008/0134258	A1	6/2008	Goose et al.	2010/0115613	A1	5/2010	Ramaswami
2008/0155016	A1	6/2008	Tsai	2010/0125673	A1	5/2010	Richardson
2008/0162700	A1	7/2008	Aborn	2010/0125675	A1	5/2010	Richardson
2008/0196098	A1	8/2008	Cottrell	2010/0115063	A1	6/2010	Gladwin et al.
2008/0201438	A1	8/2008	Mandre	2010/0145925	A1	6/2010	Flinta
2008/0209028	A1	8/2008	Kurup	2010/0146569	A1	6/2010	Janardhan
2008/0214152	A1	9/2008	Ramer	2010/0154044	A1	6/2010	Manku
2008/0222244	A1	9/2008	Huang	2010/0161752	A1	6/2010	Collet
2008/0222267	A1	9/2008	Horn	2010/0161756	A1	6/2010	Lewis
2008/0222291	A1	9/2008	Weller	2010/0161760	A1	6/2010	Maloo
2008/0225710	A1	9/2008	Raja	2010/0161799	A1	6/2010	Maloo
2008/0228537	A1	9/2008	Monfried	2010/0162126	A1	6/2010	Donaldson
2008/0228938	A1	9/2008	Plamondon	2010/0180082	A1	7/2010	Sebastian
2008/0235385	A1	9/2008	Li	2010/0235438	A1	9/2010	Narayanan
2008/0235391	A1	9/2008	Painter et al.	2010/0235473	A1	9/2010	Koren
2008/0235623	A1	9/2008	Li	2010/0262650	A1	10/2010	Chauhan
2008/0235746	A1	9/2008	Peters	2010/0293555	A1	11/2010	Vepsalainen
2008/0086730	A1	10/2008	Vertes	2010/0322237	A1	12/2010	Raja
2008/0243735	A1	10/2008	Rish	2010/0329270	A1	12/2010	Asati et al.
2008/0256175	A1	10/2008	Lee	2011/0007665	A1	1/2011	Dinur
2008/0263180	A1	10/2008	Hurst	2011/0022582	A1	1/2011	Unnikrishnan
2008/0282112	A1	11/2008	Bailey	2011/0023125	A1	1/2011	Kim
2008/0288973	A1	11/2008	Carson	2011/0035503	A1*	2/2011	Zaid H04L 63/0442 709/228
2008/0298328	A1	12/2008	Sharma	2011/0066924	A1	3/2011	Dorso
2008/0320151	A1	12/2008	McCanne	2011/0087733	A1	4/2011	Shribman
2009/0010426	A1	1/2009	Redmond	2011/0106972	A1	5/2011	Grube
2009/0016337	A1	1/2009	Jorgensen	2011/0117938	A1	5/2011	Pyo
2009/0037529	A1	2/2009	Armon-Kest	2011/0128911	A1	6/2011	Shaheen
2009/0037977	A1	2/2009	Gai	2011/0137973	A1	6/2011	Wei
2009/0055471	A1	2/2009	Kozat	2011/0154477	A1	6/2011	Parla
2009/0055749	A1	2/2009	Chatterjee	2011/0173345	A1	7/2011	Knox
2009/0070489	A1	3/2009	Lu	2011/0218866	A1	9/2011	Wilson
2009/0077233	A1	3/2009	Kurebayashi	2011/0264809	A1	10/2011	Koster
2009/0100005	A1	4/2009	Guo	2011/0282997	A1	11/2011	Prince
2009/0106551	A1	4/2009	Boren	2011/0314347	A1	12/2011	Nakano et al.
2009/0136219	A1	5/2009	Kikugawa	2011/0320589	A1	12/2011	Hietala
2009/0138538	A1	5/2009	Klein	2012/0023212	A1	1/2012	Roth
2009/0150534	A1	6/2009	Miller	2012/0036220	A1	2/2012	Dare
				2012/0059934	A1	3/2012	Rafiq et al.
				2012/0096116	A1	4/2012	Mislove
				2012/0099566	A1	4/2012	Laine et al.

(56)

References Cited

U.S. PATENT DOCUMENTS

2012/0124173	A1	5/2012	De et al.	2015/0016261	A1	1/2015	Backholm
2012/0124239	A1	5/2012	Shribman	2015/0026239	A1	1/2015	Hofmann
2012/0124384	A1	5/2012	Livni et al.	2015/0026341	A1	1/2015	Blacka
2012/0136926	A1	5/2012	Dillon	2015/0032803	A1	1/2015	Graham-Cumming
2012/0144047	A1	6/2012	Armstrong	2015/0033001	A1	1/2015	Ivanov
2012/0164980	A1	6/2012	Van Phan	2015/0036485	A1	2/2015	Poulson
2012/0166582	A1	6/2012	Binder	2015/0039674	A1	2/2015	Agarwal
2012/0166611	A1	6/2012	Kim	2015/0067819	A1	3/2015	Shribman
2012/0209945	A1	8/2012	Chandrasekhar	2015/0120863	A1	4/2015	Wu
2012/0239811	A1	9/2012	Kohli	2015/0135302	A1	5/2015	Cohen
2012/0246273	A1	9/2012	Bornstein	2015/0149431	A1	5/2015	Trevelyan
2012/0254370	A1	10/2012	Bacher	2015/0172324	A1	6/2015	Calme
2012/0254456	A1	10/2012	Visharam	2015/0172406	A1	6/2015	Hansen
2012/0254960	A1	10/2012	Lortz	2015/0189401	A1	7/2015	Yi
2012/0264520	A1	10/2012	Marsland	2015/0206176	A1	7/2015	Toval
2012/0290717	A1	11/2012	Luna	2015/0206197	A1	7/2015	Toval
2012/0310906	A1	12/2012	Miller et al.	2015/0208352	A1	7/2015	Backholm
2012/0323674	A1	12/2012	Simmons	2015/0215426	A1	7/2015	Torii et al.
2013/0007031	A1	1/2013	Makino	2015/0244839	A1	8/2015	Horn
2013/0007232	A1	1/2013	Wang	2015/0268905	A1	9/2015	Chakirov
2013/0007253	A1	1/2013	Li	2015/0295988	A1	10/2015	Goodwin
2013/0019258	A1	1/2013	Bhatia	2015/0317218	A1	11/2015	Verde
2013/0046817	A1	2/2013	Isbister	2015/0341812	A1	11/2015	Dion
2013/0047020	A1	2/2013	Hershko	2015/0347118	A1	12/2015	Yeung
2013/0064370	A1	3/2013	Gouge	2015/0350362	A1	12/2015	Pollack
2013/0067086	A1	3/2013	Hershko	2015/0358648	A1	12/2015	Limberg
2013/0072233	A1	3/2013	Sandholm	2015/0372972	A1	12/2015	Kennedy
2013/0080498	A1	3/2013	Desilva	2016/0021430	A1	1/2016	Labosco et al.
2013/0080575	A1	3/2013	Prince	2016/0077547	A1	3/2016	Aimone
2013/0081129	A1	3/2013	Niemelä	2016/0098049	A1	4/2016	Fan
2013/0083800	A1	4/2013	Lezama Bounine	2016/0105530	A1	4/2016	Shribman
2013/0091273	A1	4/2013	Ly	2016/0140405	A1	5/2016	Graumann
2013/0117413	A1	5/2013	Kaneko	2016/0170814	A1	6/2016	Li
2013/0145017	A1	6/2013	Luna	2016/0173452	A1	6/2016	Seo
2013/0151709	A1	6/2013	Luna	2016/0188657	A1	6/2016	Montana
2013/0157699	A1	6/2013	Talwar	2016/0205028	A1	7/2016	Luna
2013/0166768	A1	6/2013	Gouache et al.	2016/0205557	A1	7/2016	Tuupola et al.
2013/0171964	A1	7/2013	Bhatia	2016/0241664	A1	8/2016	Xia
2013/0173756	A1	7/2013	Luna	2016/0162706	A1	9/2016	Famulari
2013/0201316	A1	8/2013	Binder et al.	2016/0261688	A1	9/2016	Anand
2013/0212462	A1	8/2013	Athas	2016/0269369	A1	9/2016	Thomson
2013/0219281	A1	8/2013	Trevelyan	2016/0294956	A1	10/2016	Fix
2013/0219458	A1	8/2013	Ramanathan	2016/0323409	A1	11/2016	Kölhi
2013/0263280	A1	10/2013	Cote	2016/0337464	A1	11/2016	Eriksson
2013/0272519	A1	10/2013	Tuang	2016/0352628	A1	12/2016	Reddy et al.
2013/0304796	A1	11/2013	Jackowski	2016/0365989	A1	12/2016	Herrero
2013/0326607	A1	12/2013	Feng	2016/0366233	A1	12/2016	Le
2013/0339477	A1	12/2013	Majeti	2016/0380778	A1	12/2016	Shen et al.
2013/0340031	A1	12/2013	Amit	2017/0006075	A1	1/2017	Li
2014/0013001	A1	1/2014	Cox	2017/0041416	A1	2/2017	Zhou
2014/0040035	A1	2/2014	Cusack	2017/0048192	A1	2/2017	Herrero
2014/0078462	A1	3/2014	Abreu	2017/0094710	A1	3/2017	Nirantar
2014/0082260	A1	3/2014	Oh et al.	2017/0118313	A1	4/2017	Aladdin et al.
2014/0122580	A1	5/2014	Nuaimi	2017/0155654	A1	6/2017	Burke
2014/0122865	A1	5/2014	Ovsiannikov	2017/0187472	A1	6/2017	Chini et al.
2014/0133392	A1	5/2014	Das et al.	2017/0221092	A1	8/2017	Toval
2014/0189802	A1	7/2014	Montgomery	2017/0230434	A1	8/2017	Wang
2014/0199044	A1	7/2014	Gupta	2017/0250861	A1	8/2017	Gheorghe
2014/0201323	A1	7/2014	Fall	2017/0272316	A1	9/2017	Johnson
2014/0215391	A1	7/2014	Little et al.	2017/0339253	A1	11/2017	Pathak
2014/0222963	A1	8/2014	Gangadharan	2017/0359349	A1	12/2017	Knecht
2014/0222974	A1	8/2014	Liu	2017/0374566	A1	12/2017	Backholm
2014/0223537	A1	8/2014	Islam	2018/0019909	A1	1/2018	Tanabe et al.
2014/0244778	A1	8/2014	Wyatt	2018/0020324	A1	1/2018	Beauford
2014/0258465	A1	9/2014	Li	2018/0034766	A1	2/2018	Chiba
2014/0259093	A1	9/2014	Narayanaswamy	2018/0042067	A1	2/2018	Nirantar
2014/0283068	A1	9/2014	Call et al.	2018/0047072	A1	2/2018	Chow
2014/0301334	A1	10/2014	Labranche	2018/0063228	A1	3/2018	Deen
2014/0310709	A1	10/2014	Nirantar	2018/0077624	A1	3/2018	Jung
2014/0337308	A1	11/2014	De Francisci Morales	2018/0070129	A1	5/2018	Cholas et al.
2014/0344908	A1	11/2014	Rizzo	2018/0131668	A1	5/2018	Prince
2014/0359081	A1	12/2014	Van Deventer	2018/0167336	A1	6/2018	Lawrence
2014/0372627	A1	12/2014	Axelrod	2018/0213038	A1	7/2018	Chung
2014/0376403	A1	12/2014	Shao	2018/0213060	A1	7/2018	Koonce
2015/0006615	A1	1/2015	Wainner	2018/0219830	A1	8/2018	O'Brien
				2018/0225387	A1	8/2018	Pang
				2018/0226760	A1	8/2018	Bolouri-Saransar et al.
				2018/0227210	A1	8/2018	Cosgrove
				2018/0262388	A1	9/2018	Johnson

(56)

References Cited

U.S. PATENT DOCUMENTS

2018/0302292 A1 10/2018 Khurana et al.
 2018/0349354 A1 12/2018 Gonzalez
 2018/0367433 A1 12/2018 Luna
 2018/0367560 A1 12/2018 Mahaffey
 2018/0375828 A1 12/2018 Rawat
 2018/0375896 A1 12/2018 Wang
 2018/0375952 A1 12/2018 Knecht
 2019/0028548 A1 1/2019 Lauer
 2019/0033845 A1 1/2019 Cella
 2019/0036777 A1 1/2019 Frizzell
 2019/0037047 A1 1/2019 Shribman
 2019/0050164 A1 2/2019 Kotian
 2019/0059083 A1 2/2019 Backholm
 2019/0068740 A1 2/2019 Graham-Cumming
 2019/0098518 A1 3/2019 Luna
 2019/0102280 A1 4/2019 Caldato
 2019/0110173 A1 4/2019 Collier
 2019/0116236 A1 4/2019 He
 2019/0124018 A1 4/2019 Zhang
 2019/0137594 A1 5/2019 Annamalai et al.
 2019/0155665 A1 5/2019 Bott
 2019/0166520 A1 5/2019 Luna
 2019/0171474 A1 6/2019 Malboubi
 2019/0174449 A1 6/2019 Shan
 2019/0180316 A1 6/2019 Toval
 2019/0182034 A1 6/2019 McCarthy et al.
 2019/0199611 A1 6/2019 Kotadia
 2019/0238510 A1 8/2019 Li
 2019/0260859 A1 8/2019 Patil
 2019/0268308 A1 8/2019 Sinha
 2019/0372878 A1 12/2019 Chakra
 2019/0373083 A1 12/2019 Nucci
 2019/0379766 A1 12/2019 Decenzo
 2019/0385057 A1 12/2019 Litichever et al.
 2019/0387430 A1 12/2019 Ingerman
 2020/0007494 A1 1/2020 Prince
 2020/0136911 A1 4/2020 Assali
 2020/0159622 A1 5/2020 Chintagunta
 2020/0162432 A1 5/2020 Ludin
 2020/0169536 A1 5/2020 Santelia
 2020/0184035 A1 6/2020 Santelia
 2020/0186614 A1 6/2020 Luna
 2020/0205058 A1 6/2020 Yoshikawa
 2020/0259893 A1 8/2020 James
 2020/0287867 A1 9/2020 Knecht
 2020/0296036 A1 9/2020 Chu
 2020/0358858 A1 11/2020 Shribman
 2021/0058271 A1 2/2021 Sung
 2021/0075860 A1 3/2021 Binder et al.
 2021/0194986 A1 6/2021 Shribman et al.
 2021/0234721 A1 7/2021 Shribman et al.
 2022/0070216 A1 3/2022 Kohavi
 2022/0164400 A1 5/2022 Holloway

FOREIGN PATENT DOCUMENTS

CN 101075242 A 11/2007
 CN 101179389 A 5/2008
 CN 102314348 1/2012
 CN 105245607 B 1/2016
 CN 106534244 A 3/2017
 CN 106547793 A 3/2017
 CN 107832355 A 3/2018
 CN 107864143 A 3/2018
 CN 108551452 9/2018
 CN 108924199 A 11/2018
 CN 110062025 A 7/2019
 CN 110071980 A 7/2019
 CN 110147271 A 8/2019
 EP 0948176 A2 10/1999
 EP 1672826 6/2006
 EP 2597869 A1 5/2013
 EP 2597869 A1 5/2015
 EP 2922275 B1 3/2016
 GB 2418108 A 3/2006

JP H11-355302 12/1999
 JP 2007280388 10/2007
 KR 1020090097034 9/2009
 RU 2343536 C2 10/2009
 WO 97/42582 A1 11/1997
 WO 2000/018078 A1 3/2000
 WO 2004094980 11/2004
 WO 2004094980 A2 11/2004
 WO 2007/136665 11/2007
 WO 2009/086134 A1 7/2009
 WO 2010/014747 A2 2/2010
 WO 2010090562 A1 8/2010
 WO 2010090562 A1 12/2010
 WO 2011/005390 A2 1/2011
 WO 2011068784 A1 9/2011
 WO 2015034752 A1 3/2015
 WO 2015/157646 10/2015
 WO 2016/123293 A1 8/2016
 WO 2016181383 11/2016
 WO 2016/198961 A2 12/2016
 WO 2019/043687 3/2019

OTHER PUBLICATIONS

RFC 1001: Protocol Standard for A NetBIOS Service On a TCP/UDP Transport: Concepts and Methods, Mar. 1987 (68 pages).
 RFC 1630: Universal Resource Identifiers in WWW, Jun. 1994 (28 pages).
 RFC 2960: Stream Control Transmission Protocol, Oct. 2000 (134 pages).
 RFC 6520: Transport Layer Security (TLS) and Datagram Transport Layer Security (DTLS) Heartbeat Extension, Feb. 2012 (9 pages).
 L.L. Peterson, B.S. Davie, Computer Networks: A Systems Approach, 4th ed., San Francisco, CA, 2007 (20 pages).
 Mell et al., "Creating a Patch and Vulnerability Management Program", NIST Special Publication 800-40 Version 2.0, 2005 (76 pages).
 Rowstron et al., "Pastry: Scalable, Decentralized Object Location, and Routing for Large-Scale Peer-to-Peer Systems", IFIP/ACM International Conference on Distributed Systems Platforms and Open Distributed Processing: Middleware 2001, pp. 329-350 (22 pages).
 Ratnasamy, et al., "Topologically aware overlay construction and server selection", Proceedings Twenty-First Annual Joint Conference of the IEEE Computer and Communications Societies, vol. 3, pp. 1190-1199 (2002) (10 pages).
 Padmanabhan et al., "An Investigation of Geographic Mapping Techniques for Internet Hosts", ACM SIGCOMM Computer Communication Review, vol. 3, No. 4, pp. 173-185 (2001) (13 pages).
 Freedman et al., "OASIS: Anyeast for Any Service", Proceedings of the 3rd Conference on Networked Systems Design & Implementation, vol. 3, pp. 129-142 (2006) (14 pages).
 Agarwal et al., "Matchmaking for Online Games and Other Latency-Sensitive P2P Systems", ACM SIGCOMM Computer Communication Review, vol. 39, No. 4, pp. 315-326 (2009) (12 pages).
 H. Casanova, "Benefits and Drawbacks of Redundant Batch Requests", Journal of Grid Computing, vol. 5, pp. 235-250 (2007) (16 pages).
 S. J. Murdoch, "New Tor distribution for testing: Tor Browser Bundle", Jan. 30, 2008 post to tor-talk mailing list (1 page).
 Erich Gamma et al., Design Patterns: Elements of Reusable Object-Oriented Software (1st ed., 1994) (12 pages).
 L.J. Fogel et al., "Modeling the Human Operator with Finite-State Machines" NASA Contractor Report (Jul. 1968) (238 pages).
 MacPherson Decl. Exh. A, IEEE 802.11-2007—Telecommunications and Information Exchange Between Systems—Local and Metropolitan Area Networks—Specific Requirements—Part 11: Wireless LAN Medium Access Control (MAC) and Physical Layer (PHY) Specifications, Revision of ANSI/IEEE Std 802.11, 1999 Edition (R2003) (1236 pages).
 W. R. Stevens "TCP/IP Illustrated, vol. I: The Protocols", Addison Wesley Longman, Inc. 1994 (67 pages).
 Michael J. Freedman et al., "Democratizing content publication with Coral", In Proc. 1st Symposium, Mar. 2004 (14 pages).

(56)

References Cited

OTHER PUBLICATIONS

- Andy Oram, "Peer-to-Peer: Harnessing the Power of Disruptive Technology", Chapters Accountability and Free Haven, First Edition Mar. 2001 (265 pages).
- RFC 2109, HTTP State Management Mechanism, Feb. 1997 (21 pages).
- Reed et al., "Anonymous Connections and Onion Routing", Naval Research Laboratory, Mar. 1998 <https://www.onion-router.net/Publications/JSAC-1998.pdf> (Year: 1998).
- Arndt Rachel, "How to get around Country-Specific streaming rules" Jul. 31, 2013 (2 pages).
- Anonymous, "Where is located a website? Website location finder : IPVoid", Mar. 20, 2019 (1 page).
- "Tunneling for Transparency: A Large-Scale Analysis of End-to-End Violations in the Internet", Taejoong Chung, David Choffnes, and Alan Mislove, all of Northeastern University, IMC 2016, Nov. 14-16, 2016, Santa Monica, CA, USA, [DOI: <http://dx.doi.org/10.1145/2987443.2987455>] (16 pages).
- N. Gautam, "Performance Analysis and Optimization of Web Proxy Servers and Mirror Sites", European Journal Operational Research 142 (2002), 396-418 (23 pages).
- Andrew Daviel et al., Geographic extensions for HTTP transactions, Dec. 7, 2007 (15 pages).
- HTTPS FAQ, The HTTPS-Only Standard, Jul. 6, 2015 (3 pages).
- RFC 2818, "HTTP Over TLS", May 2000 (7 pages).
- RFC 1866, "Hypertext Markup Language-2.0", Nov. 1995 (77 pages).
- RFC 2187, "Application of Internet Cache Protocol (ICP), version 2", Sep. 1997 (24 pages).
- Duane Wessels, "ICP and the Squid Web Cache", Aug. 13, 1997 (25 pages).
- RFC 1738, "Uniform Resource Locators (URL)", Dec. 1994 (25 pages).
- European Search Report of EP 20195075 dated Nov. 13, 2020.
- David Gourley et al., "HTTP-The-Definitive-Guide", O'Reilly Media, Inc. Sep. 27, 2002 (658 pages).
- Floss Manuals, "Circumvention Tools", Free Software Foundation Inc., May 31, 2021 (240 pages).
- David Fifield et al., "Blocking resistant communication through domain fronting", Proceeding on Privacy Enhancing Technologies 2015, May 15, 2015 (19 pages).
- Wang Qiyan et al., "CensorSpoof: Asymmetric Communication with IP Spoofing for censorship-Resistant Web Browsing", Mar. 9, 2012 (16 pages).
- Octoparse Blog: "Top 20 Web Crawling Tools to Scrape the Websites Quickly", Aug. 23, 2019 (15 pages).
- Dejuan Lukan, "Achieving Anonymity with Tor Part 2: Proxies and DNS Servers", InfoSec Resource, Aug. 16, 2012 (20 pages).
- Rajkumar Buyya et al., "Content Delivery Networks" @ 2008 Springer-Verlag Berlin Heidelberg (392 pages).
- Request for Comments 1123, "Requirements for Internet Hosts—Application and Support", Oct. 1989 (98 pages).
- Andrew S. Tanenbaum, "Computer Networks", 4th Edition, 2003 (908 pages).
- Chou Chie Ming et al., "Triggering and Relay Node Selection for Self-User Relaying", IEEE Communications Letters, vol. 19, No. 11, Nov. 1, 2015 pp. 2029-2032 (4 pages).
- Request for Comments 2396, "Uniform Resource Identifiers (URI): Generic Syntax", Aug. 1998 (40 pages).
- Ashish Mohta, worldproxy202—Proxy that's pretty useful, available at <https://web.archive.org/web/20080601050011/http://www.technospot.net/blogs/worldproxy202-proxy-that-s-pretty-useful>, Jun. 1, 2006 (6 pages).
- Wikioedia article on "Routing", <https://en.wikipedia.org/wiki/Routing> 26.7.2021 (8 pages).
- Michael K. Reiter and Aviel D. Rubin, "Crowds: Anonymity for Web Transactions", ACM Transactions on Information and System Security, Nov. 1998 (27 pages).
- Rennhard, Marc, "MorphMix—A Peer-to-Peer based System for Anonymous Internet Access", 2004 (307 pages).
- Ari Luotonen, "Web Proxy Servers," ISBN-10: 0136806120, ISBN-13: 978-0136806127, Prentice Hall; 1st Ed. 1998 (452 pages).
- RFC 760, Dod Standard Internet Protocol, Jan. 1980 (46 pages).
- RFC 2547, BGP/MPLS VPNs, Mar. 1999 (25 pages).
- RFC 1180, A TCP/IP Tutorial, Jan. 1991 (28 pages).
- RFC 1122, Requirements for Internet Hosts—Communication Layers, Oct. 1989 (116 pages).
- Andrei Popescu, Google, Inc, Geolocation API Specification, W3C Working Draft Dec. 22, 2008 (8 pages).
- Andrei Popescu, Google, Inc, Geolocation API Specification, W3C Recommendation Oct. 24, 2013 (10 pages).
- Yong Wang, et al., Towards Street-Level Client-Independent IP Geolocation, 2011 (14 pages).
- William R. Stanek, Introducing Microsoft Windows Vista 81, 2006 (9 pages).
- IETF RFC 2460 "Internet Protocol, Version 6 (IPv6)", Dec. 1998 (39 pages).
- IETF RFC 793 "Protocol Specification", Sep. 1981 (90 pages).
- IETF RFC 1349 "Type of Service in the Internet Protocol Suite", Jul. 1992 (28 pages).
- IEEE Std 802-2001, IEEE Standard for Local and Metropolitan Area Networks: Overview and Architecture, Feb. 7, 2002 (47 pages).
- Scott Lowe, Use Resource Monitor to monitor network performance—TechRepublic, Jul. 29, 2011 (11 pages).
- Greg Shultz, Windows Vista's Task Manager: The harder-to-detect changes—TechRepublic, Feb. 21, 2007 (16 pages).
- Gavin Gear, Windows 8 Task Manager In-Depth, Jun. 6, 2013 (32 pages).
- IETF RFC 2914, "Congestion Control Principles", Sep. 2000 (17 pages).
- IETF RFC 4026, "Provider Provisioned Virtual Private Network (VPN) Terminology", Mar. 2005 (20 pages).
- RFC 3022, Traditional IP Network Address Translator (Traditional NAT), Jan. 2001 (16 pages).
- RFC 2068, Hypertext Transfer Protocol - HTTP/1.1, Jan. 1997 (162 pages).
- RFC 1919, Classical versus Transparent IP Proxies, Mar. 1996 (35 pages).
- HAProxy Reference Manual, Version 1.2.18, Willy Tarreau, May 25, 2008 (40 pages).
- HAProxy Architecture Guide, Version 1.2.18, Willy Tarreau, May 25, 2008 (23 pages).
- RFC 2663 entitled: "IP Network Address Translator (NAT) Terminology and Considerations", Aug. 1999 (30 pages).
- R. Fielding et al., RFC 2616: Hypertext Transfer Protocol—HTTP/1.1, Jun. 1999, retrieved from the Internet <http://rfc-editor.org> [retrieved Apr. 15, 2002] (114 pages).
- Notice of Preliminary Rejection in KR Application No. 10-2012-7011711 dated Jul. 15, 2016.
- Kei Suzuki, a study on Cooperative Peer Selection Method in P2P Video Delivery, vol. 109, No. 37, IEICE Technical Report, The Institute of Electronics, Information and Communication Engineers, May 14, 2009.
- Berners-Lee et al., RFC 1945, Hypertext Transfer Protocol, HTTP/1.0 (May 1996) (60 pages).
- Leech et al., RFC 1928, Socks Protocol, Version 5 (Internet Engineering Task Force, Network Working Group, Mar. 1996) (9 pages).
- Wessels, "Squid: The Definitive Guide," ISBN-10: 9780596001629, ISBN-13: 978-0596001629, O'Reilly Media; 1st Ed. (Jan. 1, 2004) (468 pages).
- VIP72.com home page as of 2013 from Wayback Machine (3 pages).
- Loutonen et al., "World-Wide Web proxies," Computer Networks and ISDN Systems 27, 147-154 (Elsevier Science B.V.) (1994) (8 pages).
- Cooper et al., RFC 3040, Internet Web Replication and Caching Taxonomy (Jan. 2001) (32 pages).
- ISO/IEC 23009-1:2012(E), MPEG-DASH standard, Jan. 5, 2012 (133 pages).
- ProxyList.net, as captured by the Wayback Machine (web.archive.org), on Jul. 17, 2011 (1 page).

(56)

References Cited

OTHER PUBLICATIONS

Printout of VIP72 Youtube web page at <https://www.youtube.com/watch?v=L0Hct2kSnn4>, retrieved Nov. 21, 2019 (1 page).

VIP72 Scene Images extracted from VIP72.com/nvpnnnet, MPEG-4 video recording of “nVPN.net | Double your Safety and use Socks5 +nVpn”, accessed from <https://www.youtube.com/watch?v=L0Hct2kSnn4>, published Sep. 11, 2011 (221 pages).

Certification dated Nov. 8, 2019 of Anjali Shresta of Google, Proof of Date for VIP72 Youtube web page and video (4 pages).

Kozierok, The TCP/IP Guide—TCP Connection Preparation, Apr. 6, 2005 (3 pages).

Jovovic, Turning your HD TV into an Android SmartTV is easier than you think!, Feb. 26, 2013 (3 pages).

Allen, A Software Developer’s Guide to HTTP Part III—Connections, Jan. 26, 2012 (10 pages).

Google Scholar: MorphMix citation in Alessandro Acquisti, et al., Digital Privacy: Theory, Technologies, and Practices (2007) (2 pages).

RFC 959, File Transfer Protocol (FTP), Oct. 1985 (69 pages).

RFC 821, Jonathan B. Postel, Simple Mail Transfer Protocol, Aug. 1982 (70 pages).

RFC 918, Post Office Protocol, Oct. 1984 (5 pages).

RFC 937, Post Office Protocol—VERSION 2, Feb. 1985 (24 pages).

Roger Dingledine et al., “The Free Haven Project: Distributed Anonymous Storage Service”, Dec. 17, 2000 (23 pages).

Michael Freedman et al., “Tarzan: A Peer-to-Peer Anonymizing Network Layer”, Nov. 18-22, 2002 (14 pages).

RFC 791, Darpa Internet Program Protocol Specification, Sep. 1981 (49 pages).

RFC 1034, “Domain Names—Concepts and Facilities”, Nov. 1987 (55 pages).

RFC 1035, “Domain Names—Implementation and Specification”, Nov. 1987 (54 pages).

RFC 1939, Post Office Protocol—Version 3, May 1996 (23 pages).

RFC 3143, Known HTTP Proxy/Caching Problems, Jun. 2001 (32 pages).

Michael J. Freedman, Princeton University, “Experiences with CoralCDN: a five-year operational view”, Proceeding NSDI’10 Proceedings of the 7th USENIX conference on Networked systems design and implementation San Jose, California—Apr. 28-30, 2010 (17 pages).

“The BitTorrent Protocol Specification”, Website: https://web.archive.org/web/20120513011037/http://www.bittorrent.org/beps/bep_0003.html describing BitTorrent dated Jan. 10, 2008 downloaded using web archive on Aug. 16, 2019 (6 pages).

“BitTorrent”, Website: <https://en.wikipedia.org/w/index.php?title=BitTorrent&oldid=530466721> describing BitTorrent dated Dec. 30, 2012 downloaded using Wikipedia on Aug. 16, 2019 (9 pages).

“Vip Socks/VPN Service”, Website: <http://vip72.com:80/?drgn=1> describing VIP72 proxy service dated Jan. 2010 downloaded using VIP Technologies webpage on Aug. 16, 2019 (3 pages).

“Welcome to Easy Hide IP”, Website: [https://web.archive.org/web/20130702093456/http://www.easy-hide-ip.com:80/describing Easy Hide IP](https://web.archive.org/web/20130702093456/http://www.easy-hide-ip.com:80/describing%20Easy%20Hide%20IP) dated Jun. 26, 2007 downloaded using web archive on Aug. 16, 2019 (2 pages).

“You make it fun; we’ll make it run”, Website: <https://web.archive.org/web/20130726050810/https://www.coralcdn.org> describing CoralCDN dated Jan. 25, 2005 downloaded using web archive on Aug. 16, 2019 (2 pages).

“Net Transport”, Website: <http://www.xi-soft.com/default.htm> describing Net Transport Overview dated 2005 downloaded using Net Transport webpage on Aug. 16, 2019 (2 pages).

Net Transport—Develop History, Website: <http://www.xi-soft.com/download.htm> describing Net Transport Download dated 2005 downloaded using Net Transport webpage on Aug. 16, 2019 (10 pages).

Net Transport FAQ, Website: <http://www.xi-soft.com/faq.htm> describing Net Transport FAQ dated 2005 downloaded using Net Transport webpage on Aug. 16, 2019 (4 pages).

Net Transport News, Website: <http://www.xi-soft.com/news.htm> describing Net Transport News dated 2005 downloaded using Net Transport webpage on Aug. 16, 2019 (5 pages).

RFC 2186, Internet Cache Protocol (ICP), version 2, Sep. 1997 (9 pages).

“Keep Alive” - Imperva, 2019 <https://www.imperva.com/learn/performance/keep-alive> (2019) (3 pages).

Third party observation filed on Jun. 21, 2019 in PCT Application No. PCT/IL2018/050910 (7 pages).

IETF named: IPv6 Tunnel Broker, Apr. 1999—First uploaded document submitted with third party observation dated Jun. 21, 2019 (13 pages).

RFC 3053 (Jan. 2001) named: IPv6 Tunnel Broker—Secod uploaded document submitted with third party observation dated Jun. 21, 2019 (13 pages).

Li et al, “Toward the Identification of Anonymous Web Proxies”, University of Cambridge & University of Genoa, Apr. 3, 2009 (2 pages).

“Anonymizing Proxies: What They Are and who They Work”—Enterprise Services Mar. 2013 (Year: 2012) (2 pages).

Selected pages from the website proxifier.com as of Feb. 2008 (15 pages).

Proxychains source code (Oct. 20, 2004) (53 pages).

RFC 1918, Address Allocation for Private Internets, Feb. 1996 (9 pages).

RFC 2131, Dynamic Host Configuration Protocol, Mar. 1997 (45 pages).

RFC 4388, Dynamic Host Configuration Protocol (DHCP) Leasequery, Feb. 2006 (27 pages).

International Search Report issued in PCT Application No. PCT/US2010/051881 dated Dec. 9, 2010.

Supplementary European Search Report issued in EP Application No. 10822724 dated Apr. 24, 2013.

Authors Alain Durand (IMAG) et al., “IPv6 Tunnel Broker <draft-ietf-ngtrans-broker-00_txt>”, Internet Society (ISOC), Apr. 2, 1999 (14 pages).

Sophie Gastellier-Prevost et al., “Defeating pharming attacks at the client-side”, Network and System Security (NSS), Sep. 6, 2011 (8 pages).

Bharat K et al. “Mirror, Mirror on the Web: a study of host pairs with replicated content”, Computer Networks, Amsterdam, vol. 31, No. 11-16, May 17, 1999 (12 pages).

European Search Report of EP 20190259 dated Dec. 16, 2020.

European Search Report of EP 20195090 dated Dec. 8, 2020.

Third-party submission under 37 CFR 1.290 filed on Jul. 23, 2019 and entered in U.S. Appl. No. 16/140,749.

Third-party submission under 37 CFR 1.290 filed on Jul. 23, 2019 and entered in U.S. Appl. No. 16/140,785.

Third-party submission under 37 CFR 1.290 filed on Jul. 23, 2019 and entered in U.S. Appl. No. 16/214,433.

Third-party submission under 37 CFR 1.290 filed on Jul. 23, 2019 and entered in U.S. Appl. No. 16/214,451.

Third-party submission under 37 CFR 1.290 filed on Jul. 23, 2019 and entered in U.S. Appl. No. 16/214,476.

Third-party submission under 37 CFR 1.290 filed on Jul. 23, 2019 and entered in U.S. Appl. No. 16/214,496.

Third-party submission under 37 CFR 1.290 filed on Jul. 23, 2019 and entered in U.S. Appl. No. 16/292,363.

Third-party submission under 37 CFR 1.290 filed on Jul. 22, 2019 and entered in U.S. Appl. No. 16/292,364.

Third-party submission under 37 CFR 1.290 filed on Jul. 23, 2019 and entered in U.S. Appl. No. 16/292,374.

Third-party submission under 37 CFR 1.290 filed on Jul. 23, 2019 and entered in U.S. Appl. No. 16/292,382.

Third-party submission under 37 CFR 1.290 filed on Jul. 25, 2019 and entered in U.S. Appl. No. 16/365,250.

Third-party submission under 37 CFR 1.290 filed on Jul. 25, 2019 and entered in U.S. Appl. No. 16/365,315.

“Slice Embedding Solutions for Distributed Service Architectures”—Esposito et al., Boston University, Feb. 12, 2011 <http://www.cs.bu.edu/techreports/pdf/2011-025-slice-embedding.pdf> (Year 2011) (16 pages).

(56)

References Cited

OTHER PUBLICATIONS

Screen captures from YouTube video clip entitle “nVpn.net | Double your Safety and use Socks5 + nVpn” 38 pages, last accessed Nov. 20, 2018 <<https://www.youtube.com/watch?v=L0Hct2kSnn4>>.

Screen captures from YouTube video clip entitle “Andromeda” 47 pages, publicly known and available as of at least 2011 <<https://www.youtube.com/watch?v=yRRYpFLbKNU>>.

SpyEye, <https://www.symantec.com/security-center/writeup/2010-020216-0135-9>; <http://securesql.info/riskyclouds/spyeye-user-manual>; known as of at least 2010 (13 pages).

Screen captures from YouTube video clip entitle “Change Your Country IP Address & Location with Easy Hide IP Software” 9 pages, publicly known and available as of at least 2011, <<https://www.youtube.com/watch?v=ulwkflsOfdA> and <https://www.youtube.com/watch?v=iFEMT-o9DTc>>.

European Search Report for EP 14182547.1, dated Jul. 30, 2015.

R. Fielding et al., RFC 2616: Hypertext Transfer Protocol—HTTP/1.1, Jun. 1999, retrieved from the Internet <http://rfc-editor.org> [retrieved Apr. 15, 2002].

“On the leakage of personally identifiable information via online social networks”, Wills et al. AT&T, Apr. 2009 <http://www2.research.att.com/-bala/papers/wosn09.pdf>*.

“Slice Embedding Solutions for Distributed Service Architectures”—Esposito et al., Boston University, Computer Science Dept., Oct. 2011 <http://www.cs.bu.edu/techreports/pdf/2011-025-slice-embedding.pdf>.

International Search Report of PCT/US2010/034072 dated Jul. 1, 2010.

Kei Suzuki, a study on Cooperative Peer Selection Method in P2P Video Delivery, vol. 109, No. 37, IEICE Technical Engineers Report, The Institute of Electronics, Information and Communication, May 14, 2009.

Dejan Lukan, Achieving Anonymity with Tor Part 2: Proxies and DNA Servers, INFOSEC Aug. 16, 2012 (17 pages).

Kim et al., “RAD: Recipient Anonymous Data Delivery Based on Public Routing Proxies” Computer Networks, vol. 55, Issue 15 Elsevier, Science Direct, Oct. 27, 2011 (16 pages).

Roger Dingledine, Nick Mathewon, and Paul Syverson, Tor: The Second-Generation Onion Router, In Proceedings of the 13th conference on USENIX Security Symposium, vol. 13, 2004 (17 pages).

Goldschlag D.M., Reed M.G., Syverson P.F., Hiding Routing Information, Lecture Notes in Computer Science, vol. 1174, Springer, Berlin, Heidelberg, 1996 (14 pages).

Schneier, Anonymity and Tor Network, Schneier on Security Sep. 20, 2007, <https://www.schneier.com/blog/archives/2007/09...html>, p. 1-22, accessed Apr. 26, 2020 (22 pages).

Reed M.G., Syverson P.F. Goldschlag D.M., Protocols Using Anonymous Connections: Mobile applications, Lecture Notes in Computer Science, vol. 1361, Springer, Berlin, Heidelberg, 1997 (11 pages).

Nick Mathewon, and Roger Dingledine, Location Diversity in Anonymity Networks, In Proceedings of the 2004 ACM workshop on Privacy in the electronic society. Association for Computing Machinery, New York, NY, USA 66-67 (11 pages).

Banerjee, Priyanka, Anonymous Routing in Wireless Networks: Onion Routing, Team Project Report 2007, p. 1-16 (16 pages).

McCoy D., Bauer K., Grunwald D., Kohno T., Sicker D., Shining Light in Dark Places: Understandings the Tor Network, Lecture Notes in Computer Science, vol. 5134, Springer, Berlin, Heidelberg, 2008 (14 pages).

Harry Newton, Newton’s Telecom Dictionary, Mar. 2004, CNP Books, p. 182, 183, 433, 434, 435, 437, 665, 737 (10 pages).

Chakravarty et al., Identifying Proxy Nodes in a Tor Anonymization Circuit, 2008, IEEE International Conference on Signal Image Technology and Internet Based Systems, Bali, 2008, pp. 633-639 (7 pages).

Orfali et al., Client/Server Survival Guide, 3rd ed., John Wiley and Sons Inc. 1999, p. 15 (3 pages).

Reed M.G., Syverson p. F., Goldschlag D.M., Proxies for Anonymous Routing, In Proceedings 12th Annual Computer Security Applications Conference, 1996, pp. 95-104 (10 pages).

Rob Thubron, “Opera Builds Free and Unlimited Vpn Service Directly Into Its Desktop Browser”, Apr. 16, 2016 (6 pages).

Anthony Caruana, “3 Ways To Sneak Past Site Blocks”, Mar. 12, 2018 (7 pages).

Jack Schofield, “How Can I Access Restricted UK Sites When I’m Overseas?”, Oct. 3, 2014 (6 pages).

Huang, S. et al., “Middleboxes in the Internet: a HTTP perspective”, 2017 Network Traffic Conference, IEEE, Jun. 21-23, 2017, pp. 1-9 (9 pages).

Goldbert, I. and Shostack A., “Freedom Network 1.0 Architecture and Protocols”, Zero-Knowledge Systems Inc, Nov. 29, 1999 (23 pages).

Fifield David et al., “Evading Censorship with Browser-Based Proxies”, Privacy Enhancing Technologies 2012, vol. 7384, Berlin, Springer, 2012, pp. 239-258 (20 pages).

Skvorc, D. et al., “Performance Evaluation of Websocket Protocol for Implementation of Full-Duplex Web Streams”, 37th International Convention MIPRO, IEEE, May 26-30, 2014, pp. 1003-1008 (6 pages).

Rao A. et al., “Using the Middle to Meddle with Mobile”, CCIS, Dec. 2013 (14 pages).

Netronome Systems, Inc., “Examining SSL-encrypted Communications”, White Paper, 2010 (8 pages).

Peterson, Larry L. and Davie, Bruce S., “Computer Networks. A Systems Approach”, 2nd Ed., San Francisco, 2000, p. 610 (18 pages).

Liu, C. et al., “Managing Internet Information Services”, Sebastopol, O’Reilly & Associates, 1994, pp. 497-513 (19 pages).

Tanenbaum, Andrew S. and Wetherall, David J., “Computer Networks”, 5th Ed., Boston, 2011 pp. 813-822 (12 pages).

Comer, D.E., “Internetworking with TCP/IP—vol. 1: Principles, Protocols and Architectures”, 5th Ed., New Jersey, 2006, pp. 249-268 (22 pages).

Krishnamurthy, B. and Rexford, J., “Web Protocols and Practice” HTTP/1.1, networking protocols, caching and traffic measurement, Indianapolis, 2001, pp. 184-203 and 249-254 (29 pages).

Geosurf, “What is IP Rotation—Rotating Proxy Server”, Nov. 12, 2017 (4 pages).

Bright Data, “The Ultimate Guide to Buying a Proxy Server”, DataCenter Proxies, ProxyCompass Apr. 26, 2022 (23 pages).

* cited by examiner

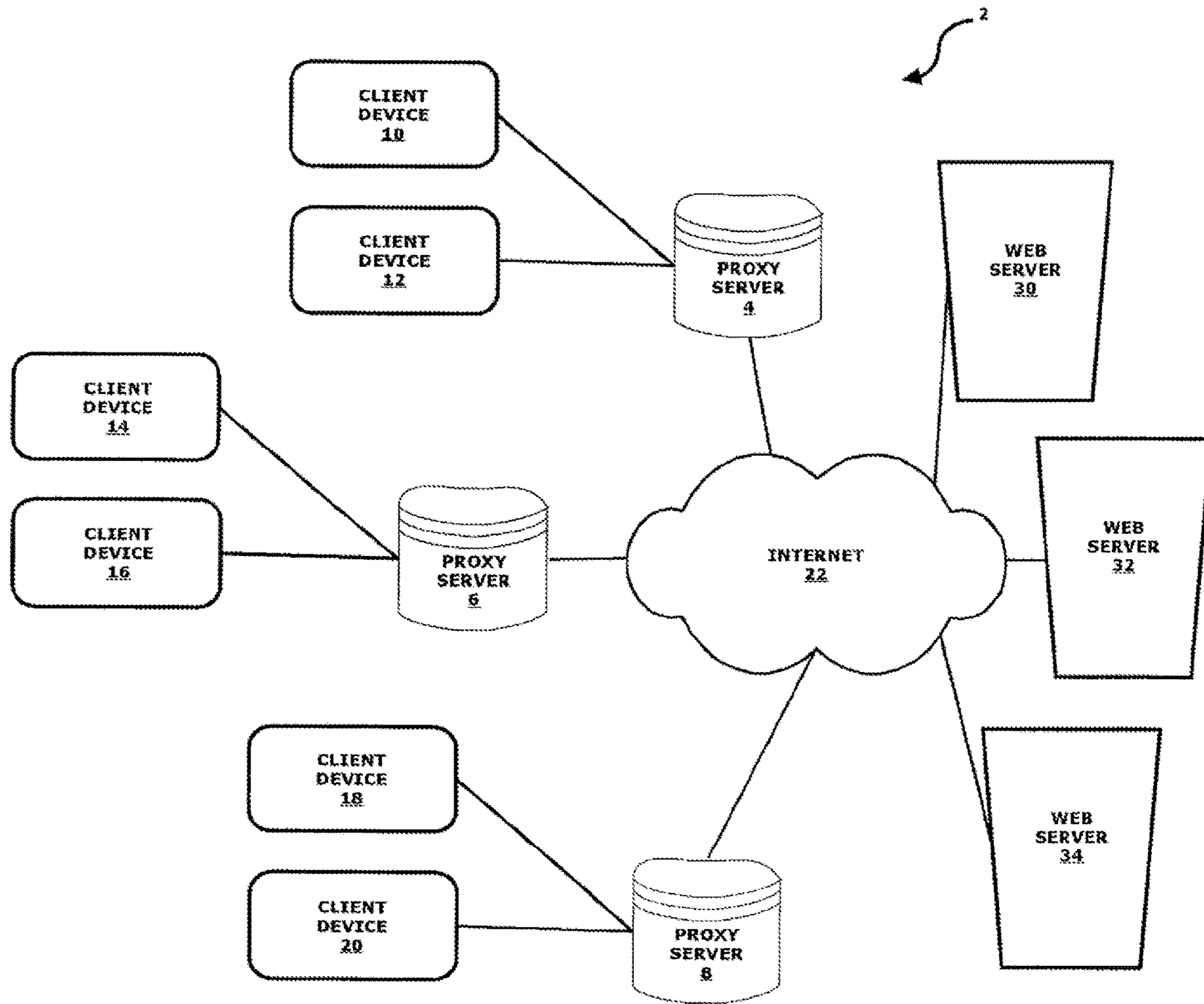


FIG. 1

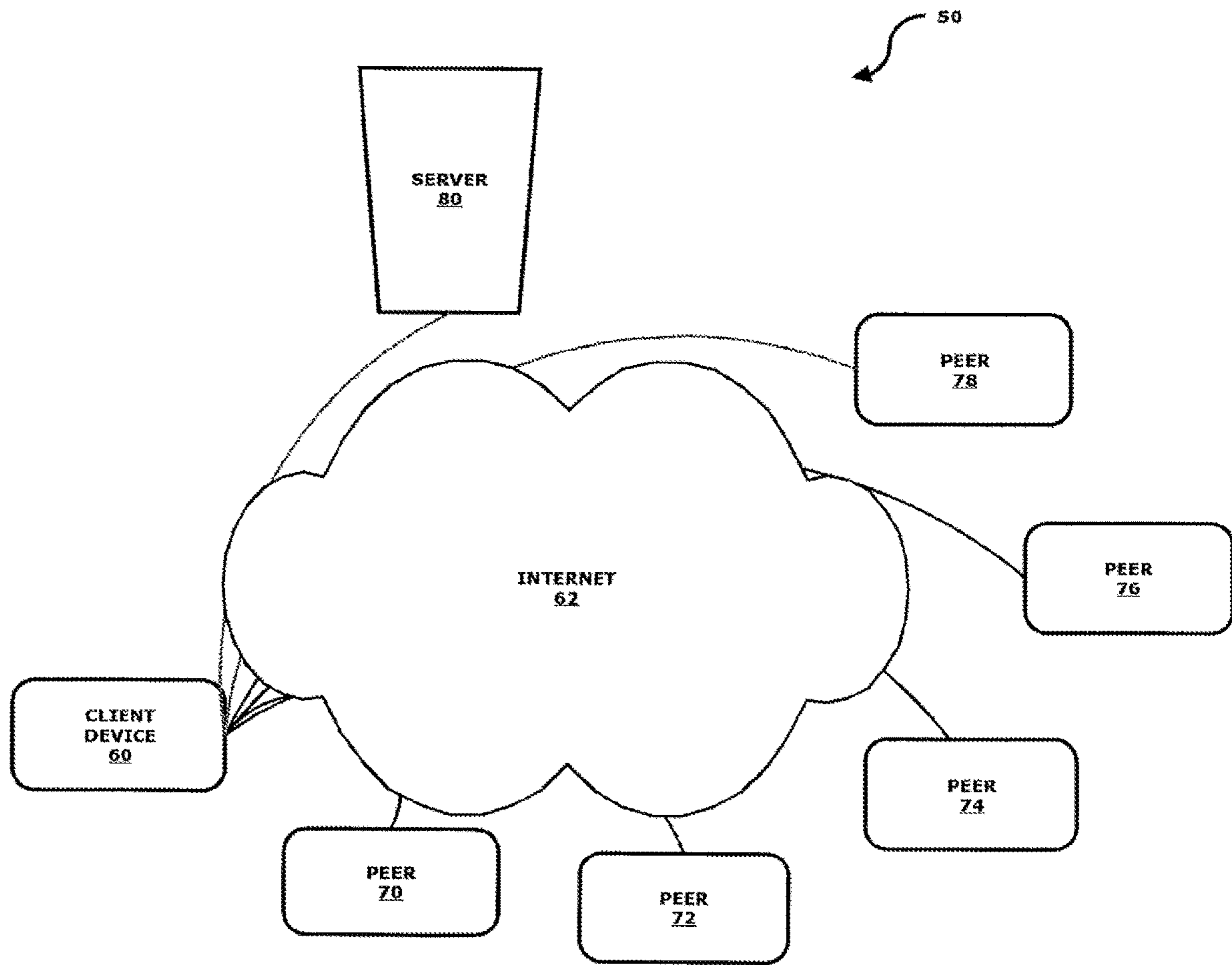


FIG. 2

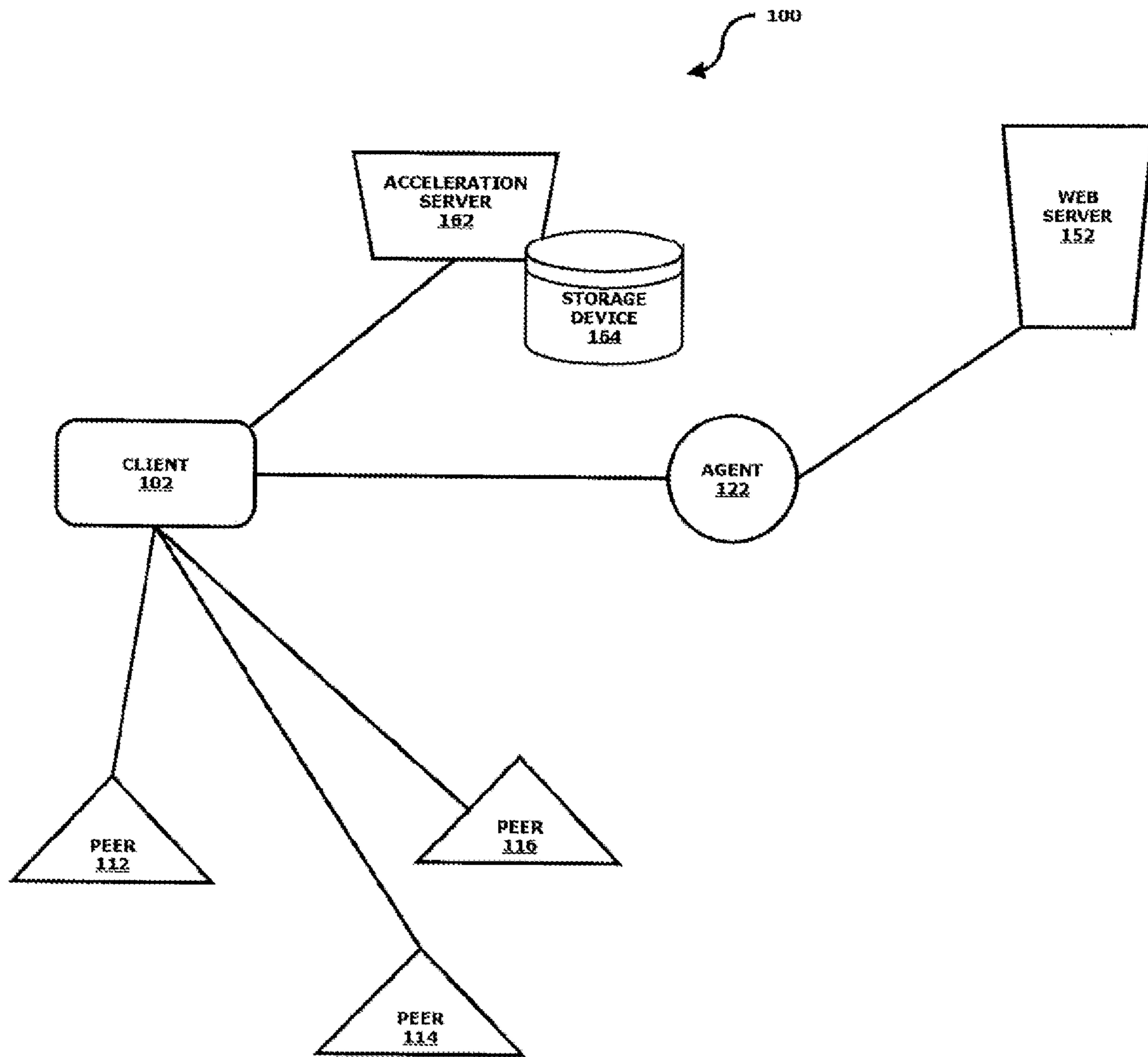


FIG. 3

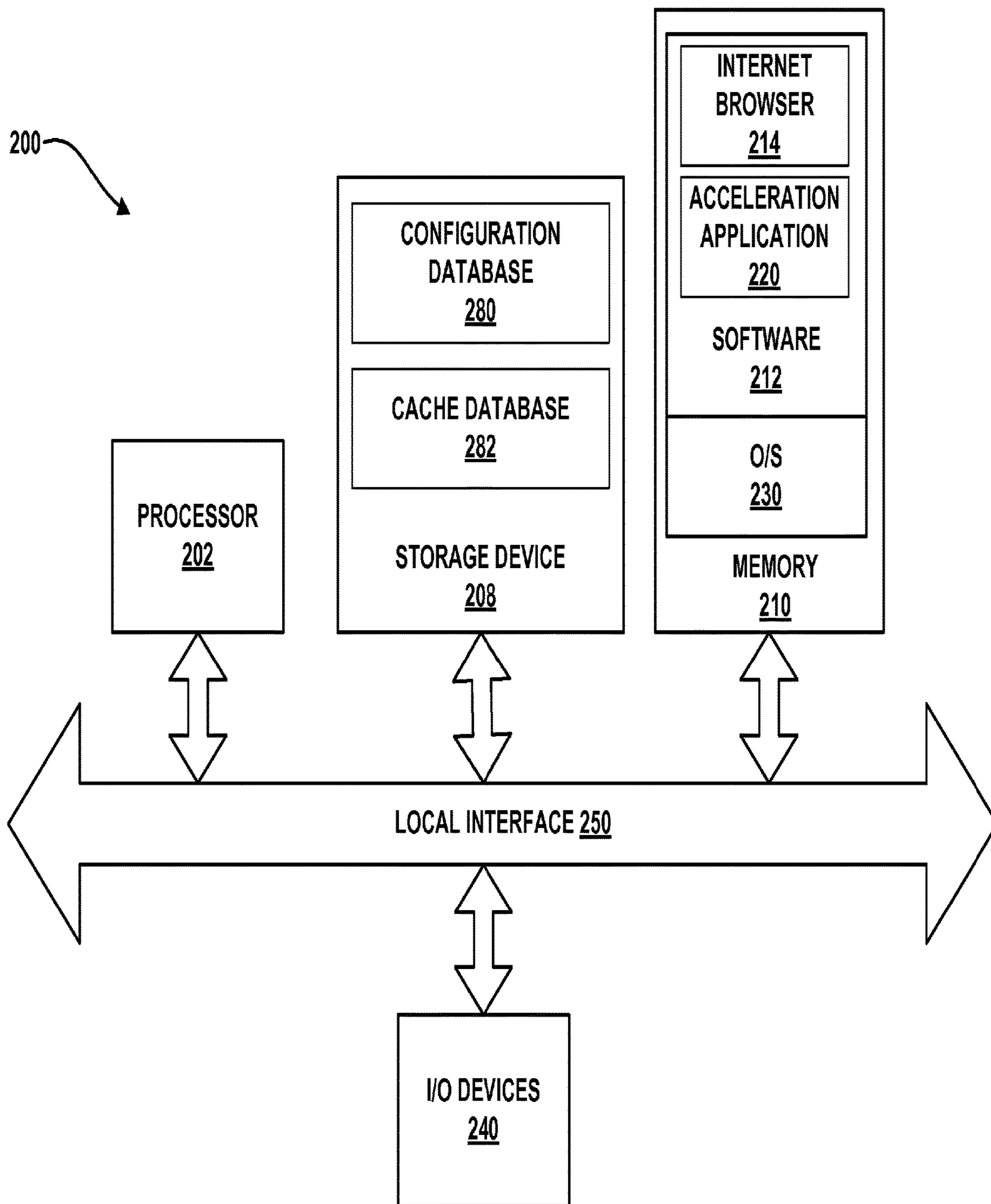


FIG. 4

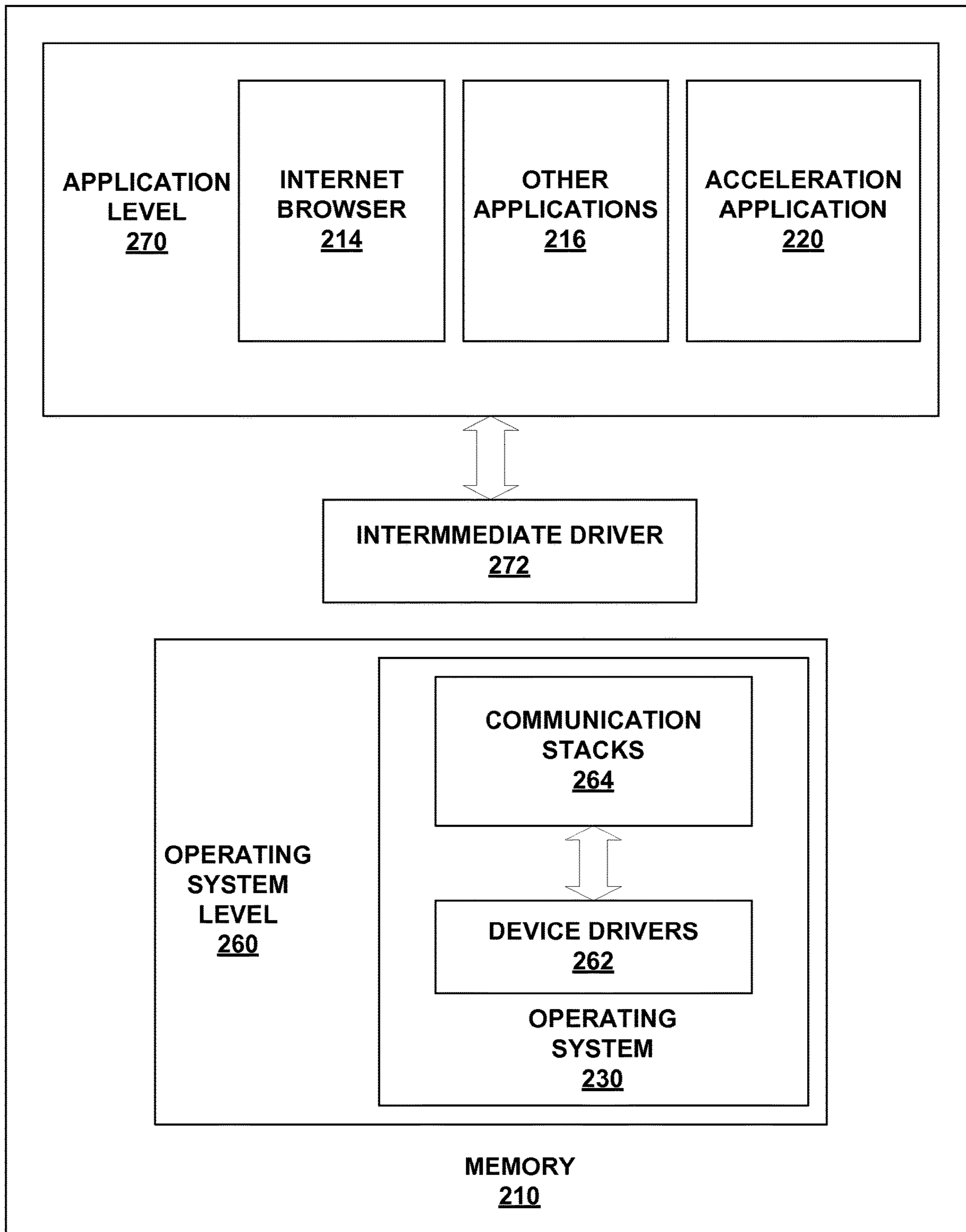


FIG. 5

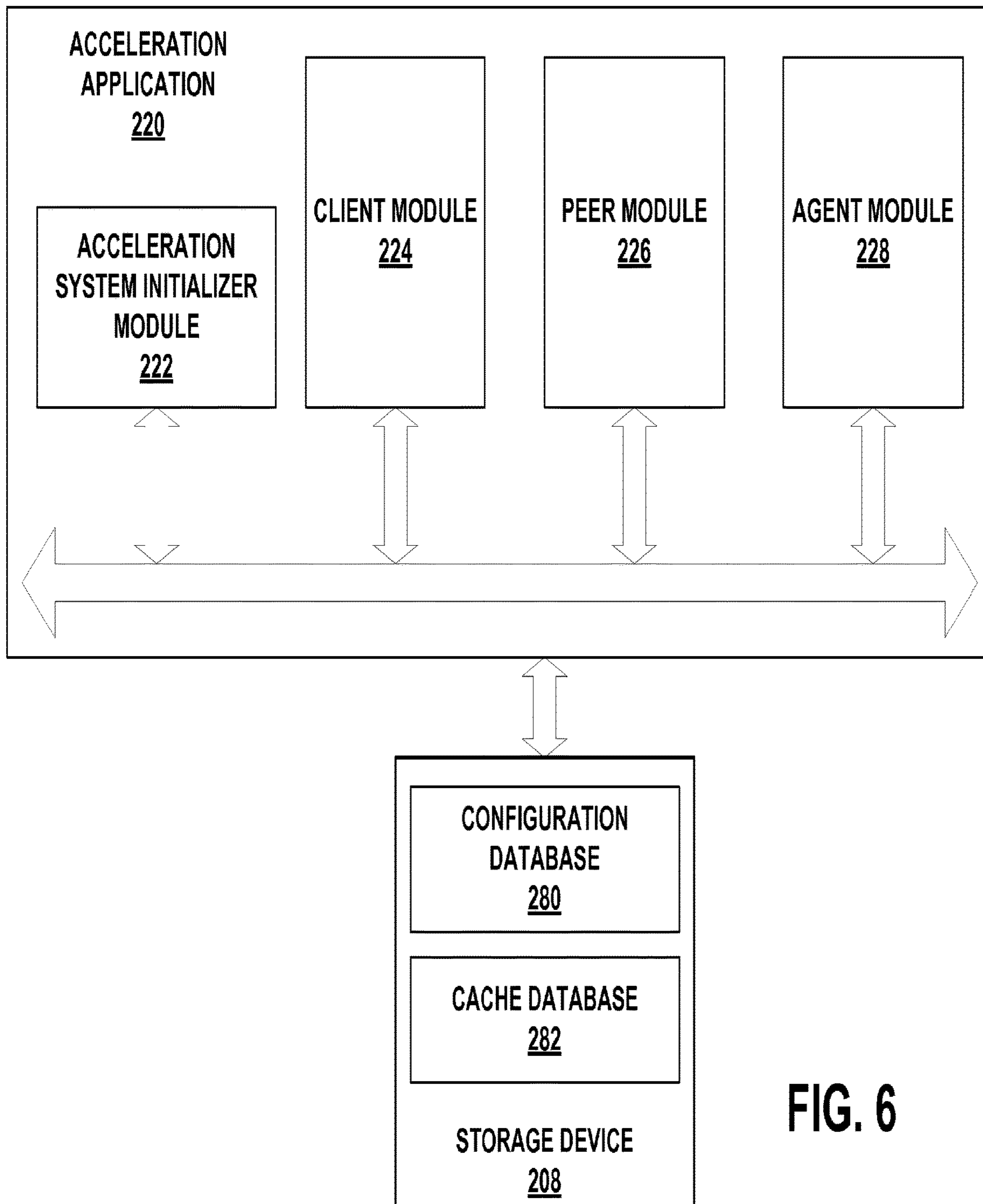



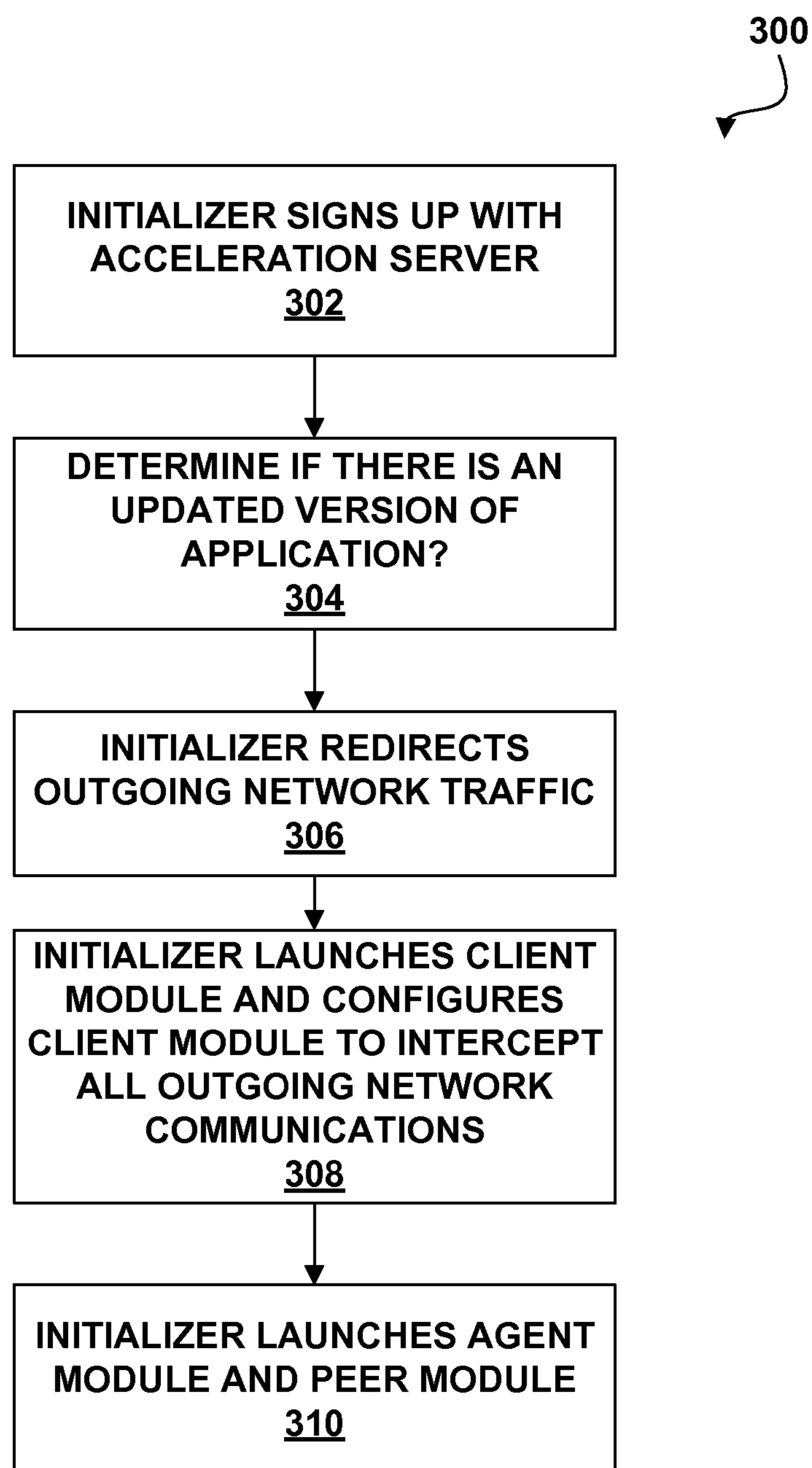
FIG. 6

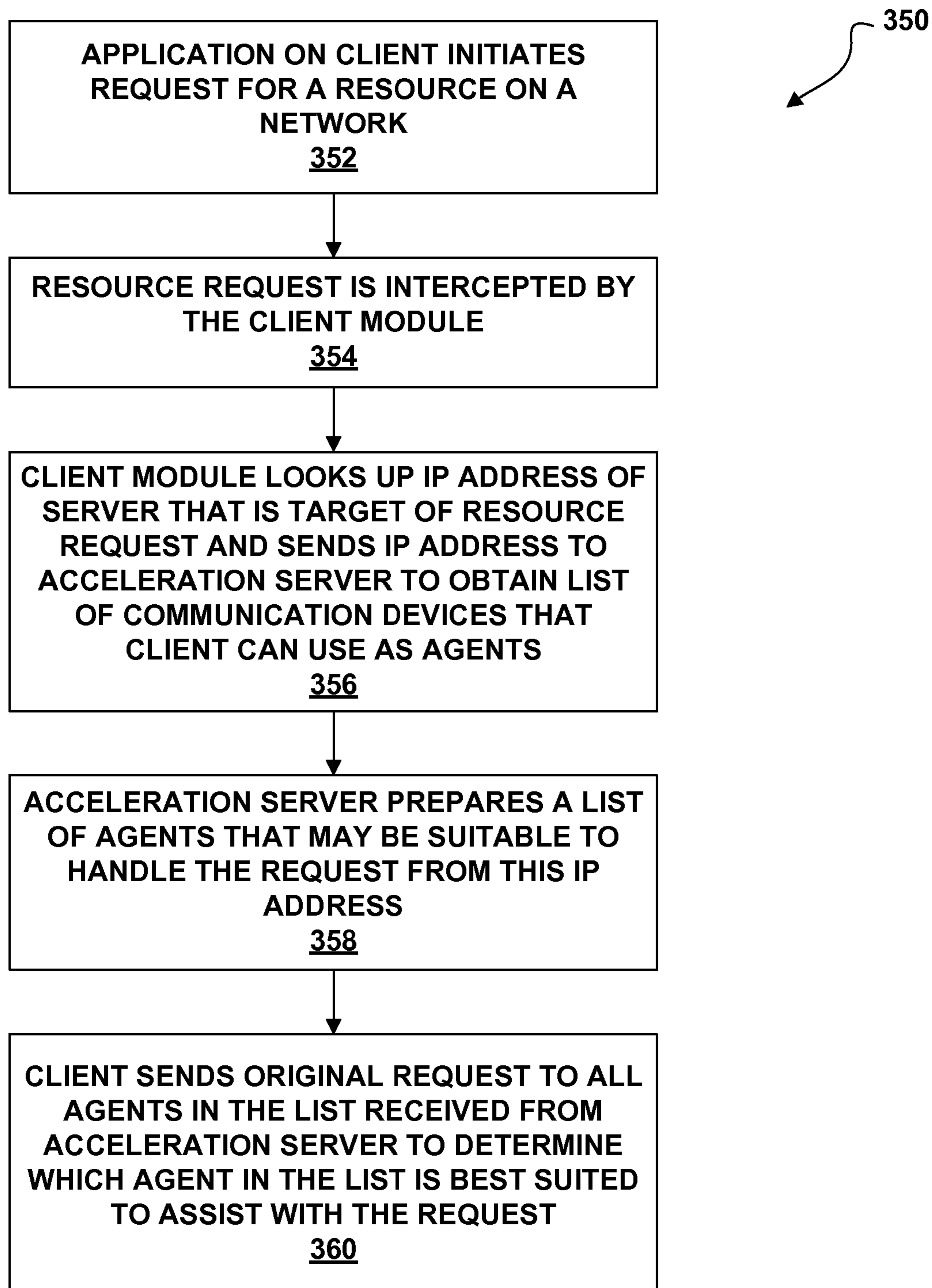
162



ACCELERATION DATABASE 164			
166	AGENT IP A ONLINE/OFFLINE		
	>>> INDEXED BY: AGENT IP ADDRESS		
CACHE DATABASE 282			
286	LIST OF URIS:		
288	URL 1		
	290 URL		
	292 URL HTTP HEADERS		
	294 LAST CHECKED ON SERVER		
	296 LAST CHANGED ON SERVER		
	298 LIST OF CHUNKS FOR THIS URL:		
	300 CHUNK 1		
	302 CHUNK CHECKSUM		
	304 CHUNK DATA		
	306 LIST OF PEERS:		
	308 PEER 1		
	310 PEER 1 IP ADDRESS		
	312 PEER 2 CONNECTION STATUS		

FIG. 7

**FIG. 8**

**FIG. 9**

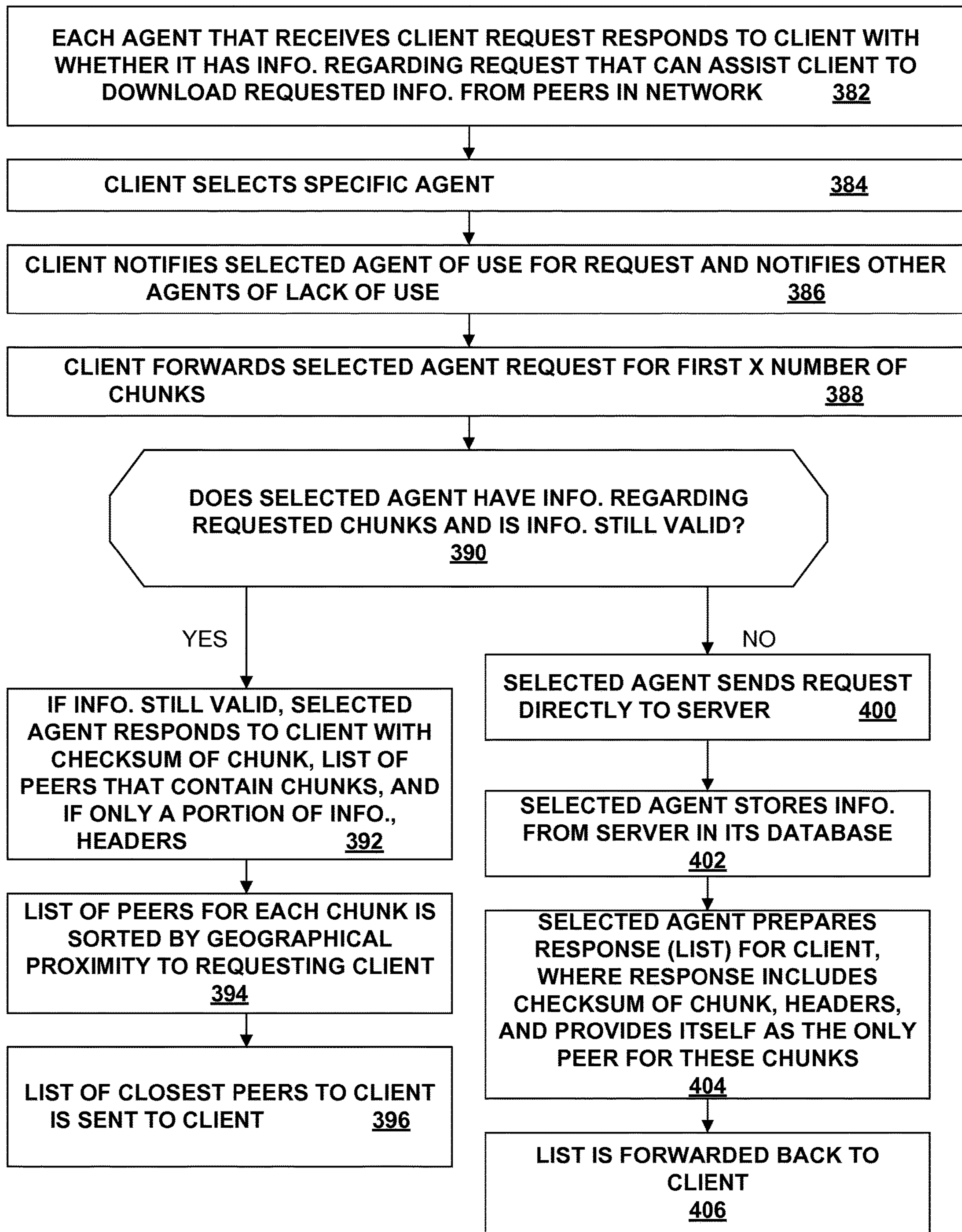


FIG. 10

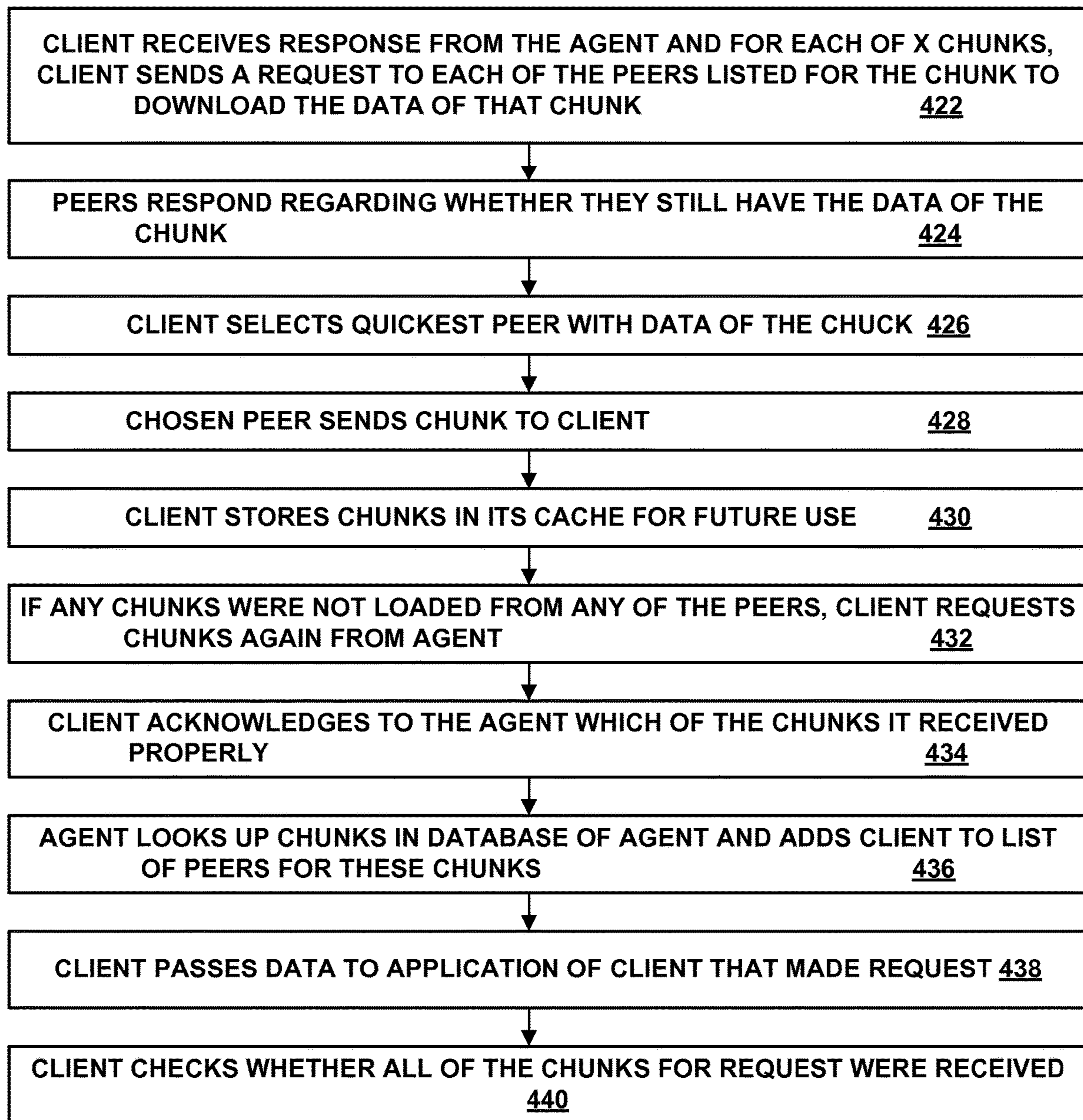


FIG. 11



420

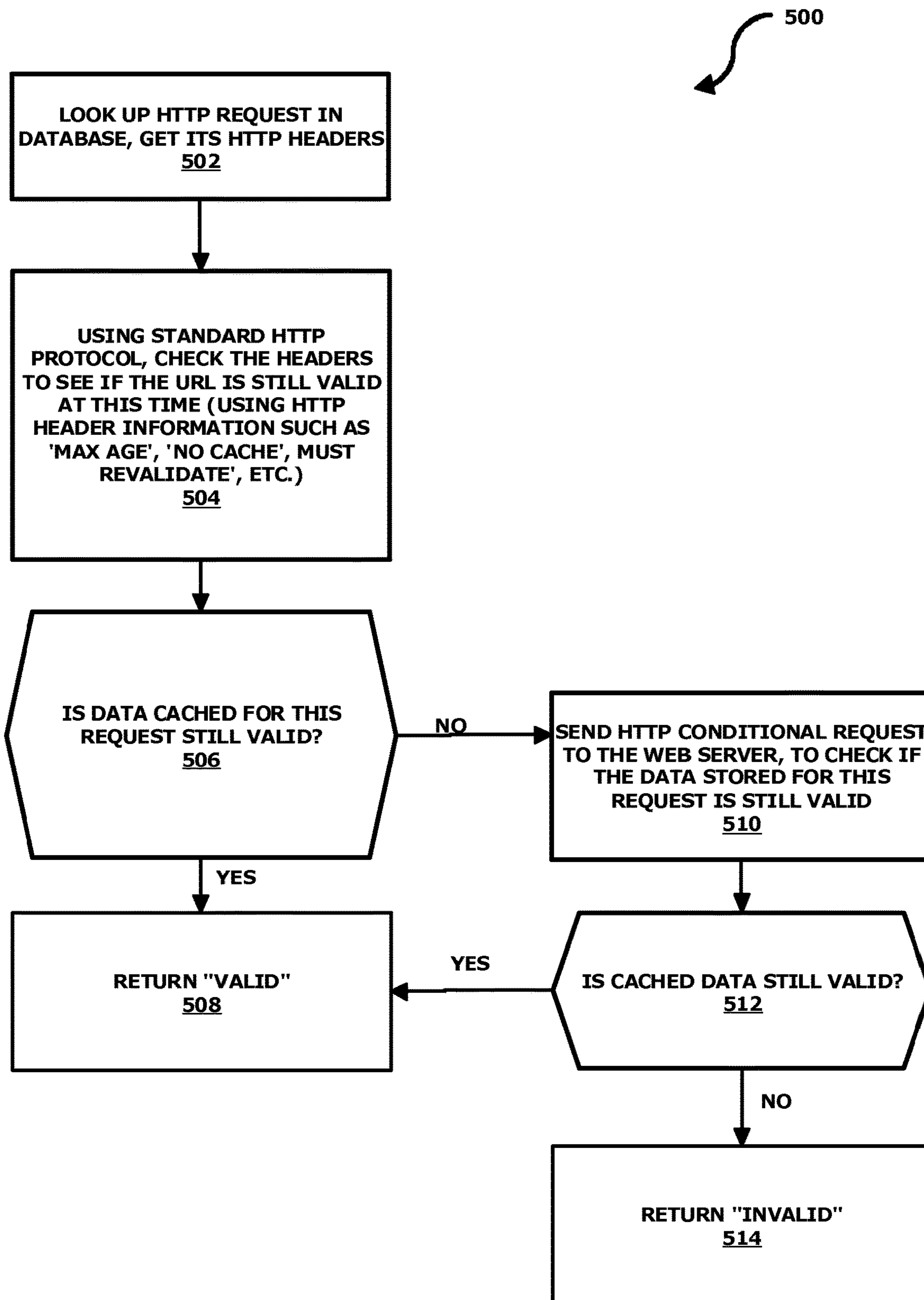


FIG. 12

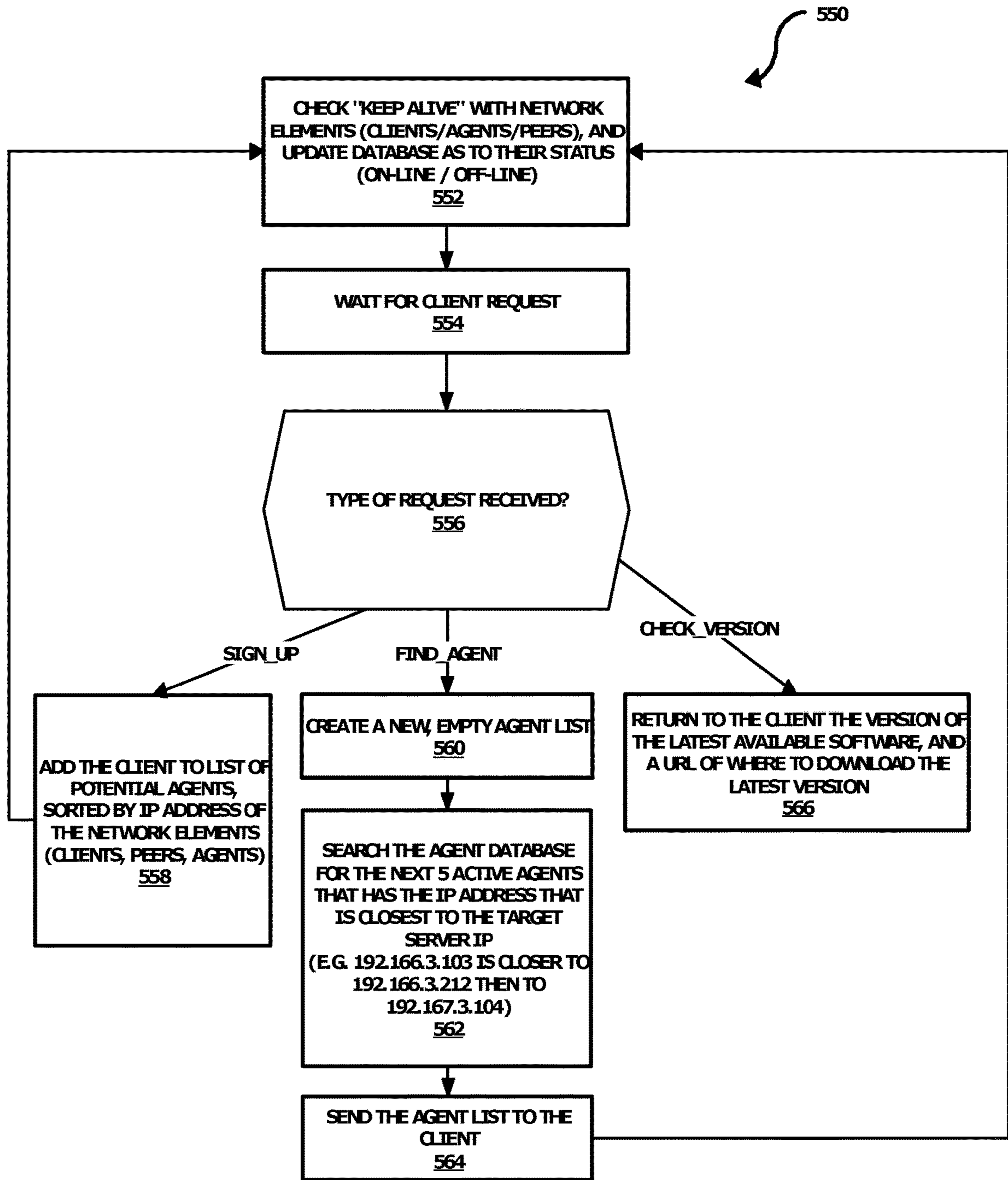


FIG 13

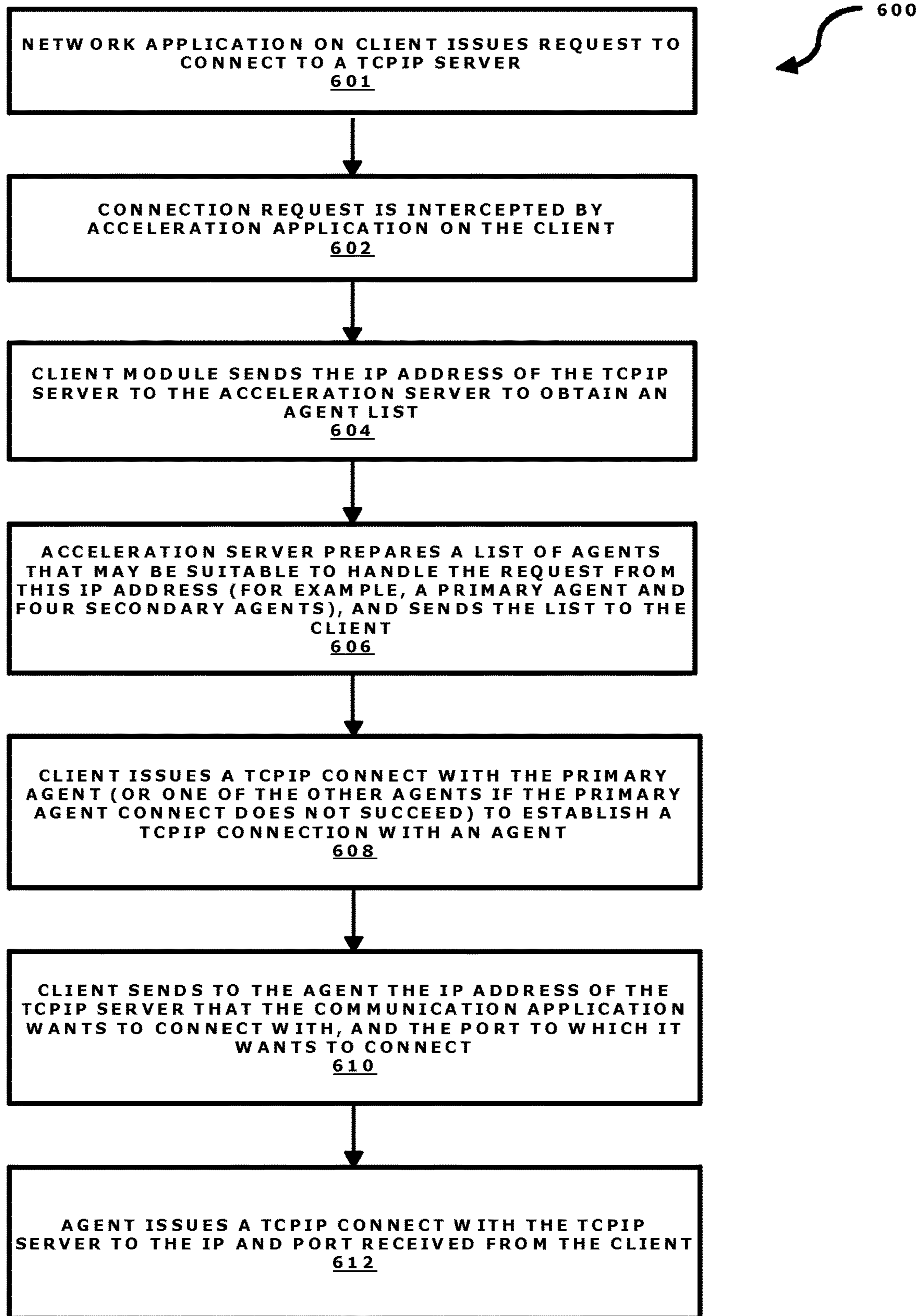


FIG. 14

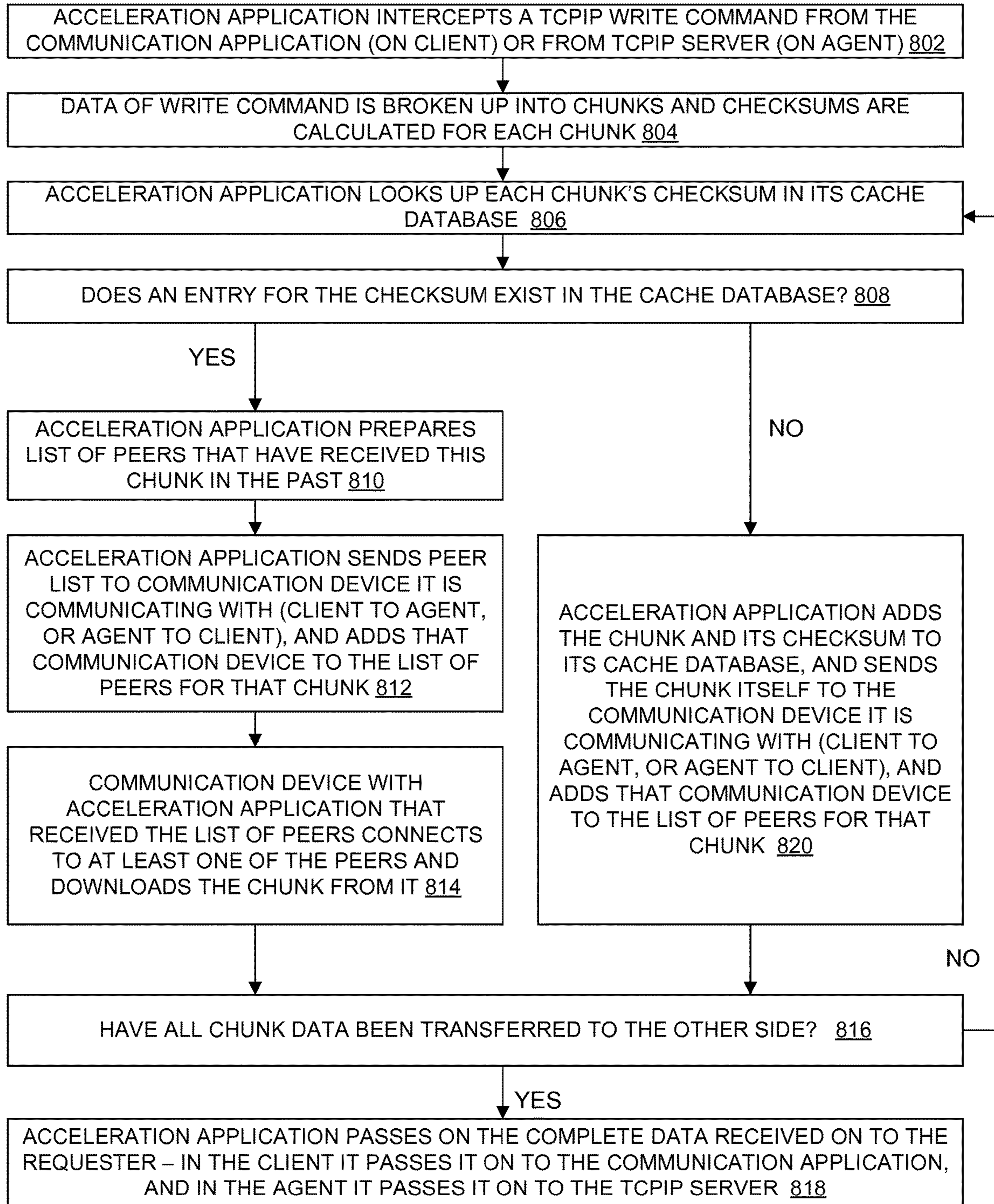


FIG. 15

800

SYSTEM PROVIDING FASTER AND MORE EFFICIENT DATA COMMUNICATION

CROSS-REFERENCE TO RELATED APPLICATIONS

The present application is a continuation application of U.S. non-provisional patent application Ser. No. 14/025,109, filed Sep. 12, 2013, which is a divisional application of U.S. non-provisional patent application entitled "SYSTEM AND METHOD FOR PROVIDING FASTER AND MORE EFFICIENT DATA COMMUNICATION" having Ser. No. 12/836,059, filed Jul. 14, 2010 and issued as U.S. Pat. No. 8,560,604 on Oct. 15, 2013, and claims priority to U.S. provisional patent application entitled "SYSTEM AND METHOD FOR REDUCING INTERNET CONGESTION," having Ser. No. 61/249,624, filed Oct. 8, 2009, which are hereby incorporated herein by reference in their entirety.

FIELD OF THE INVENTION

The present invention is related to Internet communication, and more particularly, to improving data communication speed and bandwidth efficiency on the Internet.

BACKGROUND OF THE INVENTION

There are several trends in network and Internet usage, which tremendously increase the bandwidth that is being used on the Internet. One such trend is that more and more video is being viewed on demand on the Internet. Such viewing includes the viewing of both large and short video clips. In addition, regular shows and full-featured films may be viewed on the Internet. Another trend that is increasing the traffic on the Internet is that Web sites (such as shopping portals, news portals, and social networks) are becoming global, meaning that the Web sites are serving people in many diverse places on the globe, and thus the data is traversing over longer stretches of the Internet, increasing the congestion.

The increase in bandwidth consumption has created several major problems, a few of which are described below:

The problem for users—the current Internet bandwidth is not sufficient, and thus the effective 'speed' experienced by users is slow;

The problem for content owners—the tremendous amount of data being viewed by users is costing large amounts of money in hosting and bandwidth costs; and

The problem for Internet Service Providers (ISPs)—the growth in Internet traffic is requiring the ISPs to increase the infrastructure costs (communication lines, routers, etc.) at tremendous financial expense.

The need for a new method of data transfer that is fast for the consumer, cheap for the content distributor and does not require infrastructure investment for ISPs, has become a major issue which is yet unsolved.

There have been many attempts at making the Internet faster for the consumer and cheaper for the broadcaster. Each such attempt is lacking in some aspect to become a widespread, practical solution, or is a partial solution in that it solves only a subset of the major problems associated with the increase in Internet traffic. Most of the previous solutions require billions of dollars in capital investment for a comprehensive solution. Many of these attempts are lacking in that much of the content on the Internet has become dynamically created per the user and the session of the user (this is

what used to be called the "Web2.0" trend). This may be seen on the Amazon Web site and the Salesforce Web site, for example, where most of the page views on these Web sites is tailored to the viewer, and is thus different for any two viewers. This dynamic information makes it impossible for most of the solutions offered to date to store the content and provide it to others seeking similar content.

One solution that has been in use is called a "proxy". FIG. 1 is a schematic diagram providing an example of use of a proxy within a network 2. A proxy, or proxy server 4, 6, 8 is a device that is placed between one or more clients, illustrated in FIG. 1 as client devices 10, 12, 14, 16, 18, 20, that request data, via the Internet 22, and a Web server or Web servers 30, 32, 34 from which they are requesting the data. The proxy server 4, 6, 8 requests the data from the Web servers 30, 32, 34 on their behalf, and caches the responses from the Web servers 30, 32, 34, to provide to other client devices that make similar requests. If the proxy server 4, 6, 8 is geographically close enough to the client devices 10, 12, 14, 16, 18, 20, and if the storage and bandwidth of the proxy server 4, 6, 8 are large enough, the proxy server 4, 6, 8 will speed up the requests for the client devices 10, 12, 14, 16, 18, 20 that it is serving.

It should be noted, however, that to provide a comprehensive solution for Internet surfing, the proxy servers of FIG. 1 would need to be deployed at every point around the world where the Internet is being consumed, and the storage size of the proxy servers at each location would need to be near the size of all the data stored anywhere on the Internet. The abovementioned would lead to massive costs that are impractical. In addition, these proxy solutions cannot deal well with dynamic data that is prevalent now on the Web.

There have been commercial companies, such as Akamai, that have deployed such proxies locally around the world, and that are serving a select small group of sites on the Internet. If all sites on the Web were to be solved with such a solution, the capital investment would be in the range of billions of dollars. In addition, this type of solution does not handle dynamic content.

To create large distribution systems without the large hardware costs involved with a proxy solution, "peer-to-peer file sharing" solutions have been introduced, such as, for example, BitTorrent. FIG. 2 is a schematic diagram providing an example of a peer-to-peer file transfer network 50. In the network 50, files are stored on computers of consumers, referred to herein as client devices 60. Each consumer can serve up data to other consumers, via the Internet 62, thus taking the load of serving off of the distributors and saving them the associated costs, and providing the consumer multiple points from which to download the data, referred to herein as peers 70, 72, 74, 76, 78, thus increasing the speed of the download. However, each such peer-to-peer solution must have some sort of index by which to find the required data. In typical peer-to-peer file sharing systems, because the index is on a server 80, or distributed among several servers, the number of files available in the system is not very large (otherwise, the server costs would be very large, or the lookup time would be very long).

The peer-to-peer file sharing solution is acceptable in file sharing systems, because there are not that many media files that are of interest to the mass (probably in the order of magnitude of millions of movies and songs that are of interest). Storing and maintaining an index of millions of entries is practical technically and economically. However, if this system were to be used to serve the hundreds of billions of files that are available on the Internet of today, the cost of storing and maintaining such an index would be

3

again in the billions of dollars. In addition, these types of peer-to-peer file sharing systems are not able to deal with dynamic HTTP data.

In conclusion, a system does not exist that enables fast transmission of most of the data on the Internet, that does not incur tremendous costs, and/or that provides only a very partial solution to the problem of Internet traffic congestion. Thus, a heretofore unaddressed need exists in the industry to address the aforementioned deficiencies and inadequacies.

SUMMARY OF THE INVENTION

The present system and method provides for faster and more efficient data communication within a communication network. Briefly described, in architecture, one embodiment of the system, among others, can be implemented as follows. A network is provided for accelerating data communication, wherein the network contains: at least one client communication device for originating a data request for obtaining the data from a data server; at least one agent communication device which is assigned to the data server for receiving the data request from the client communication device, wherein the agent keeps track of which client communication devices have received responses to data requests from the assigned data server; at least one peer communication device for storing portions of data received in response to the data request by the at least one client communication device, wherein the portions of data may be transmitted to the at least one client communication device upon request by the client communication device; and at least one acceleration server for deciding which agent communication device is to be assigned to which data server and providing this information to the at least one client communication device.

The present system and method also provides a communication device within a network, wherein the communication device contains: a memory; and a processor configured by the memory to perform the steps of: originating a data request for obtaining data from a data server; being assigned to a data server, referred to as an assigned data server; receiving a data request from a separate device within the network, and keeping track of which client communication devices within the network have received responses to data requests from the assigned data server; and storing portions of data received in response to the originated data request, wherein the portions of data may be transmitted to communication device upon request by the communication device.

Other systems, methods, features, and advantages of the present invention will be or become apparent to one with skill in the art upon examination of the following drawings and detailed description. It is intended that all such additional systems, methods, features, and advantages be included within this description, be within the scope of the present invention, and be protected by the accompanying claims.

BRIEF DESCRIPTION OF THE DRAWINGS

Many aspects of the invention can be better understood with reference to the following drawings. The components in the drawings are not necessarily to scale, emphasis instead being placed upon clearly illustrating the principles of the present invention. Moreover, in the drawings, like reference numerals designate corresponding parts throughout the several views.

FIG. 1 is a schematic diagram providing a prior art example of use of a proxy within a network.

4

FIG. 2 is a schematic diagram providing a prior art example of a peer-to-peer file transfer network.

FIG. 3 is a schematic diagram providing an example of a communication network in accordance with the present invention.

FIG. 4 is a schematic diagram further illustrating a communication device of the communication network of FIG. 3.

FIG. 5 is a schematic diagram further illustrating the memory of FIG. 4.

FIG. 6 is a schematic diagram further illustrating elements of the acceleration application of FIG. 5, as well as communication paths of the acceleration application.

FIG. 7 is a chart further illustrating two of the main databases utilized within the communication network.

FIG. 8 is a flowchart illustrating operation of the acceleration system initializer module.

FIG. 9 is a flowchart further illustrating communication between different elements of the communication network.

FIG. 10 is a flowchart continuing the flowchart of FIG. 9 and focused on agent response to the HTTP request.

FIG. 11 is a flowchart continuing the flowchart of FIG. 10, which illustrates actions taken upon receipt of the list of peers, or single peer listing, from the agent.

FIG. 12 is a flowchart illustrating steps taken by an agent, client, or peer to determine whether a certain HTTP request is still valid.

FIG. 13 is a flowchart outlining operation of the acceleration server.

FIG. 14 is a flowchart further illustrating TCP/IP acceleration in accordance with an alternative embodiment of the invention.

FIG. 15 is a flowchart further illustrating TCP/IP acceleration in accordance with an alternative embodiment of the invention, detailing the communication between the client and the TCP/IP server (read and write commands) after the connect phase has completed successfully.

DETAILED DESCRIPTION

The present system and method provides for faster and more efficient data communication within a communication network. An example of such a communication network **100** is provided by the schematic diagram of FIG. 3. The network **100** of FIG. 3 contains multiple communication devices. Due to functionality provided by software stored within each communication device, which may be the same in each communication device, each communication device may serve as a client, peer, or agent, depending upon requirements of the network **100**, as is described in detail herein. It should be noted that a detailed description of a communication device is provided with regard to the description of FIG. 4.

Returning to FIG. 3, the exemplary embodiment of the network **100** illustrates that one of the communication devices is functioning as a client **102**. The client **102** is capable of communication with one or more peers **112**, **114**, **116** and one or more agents **122**. For exemplary purposes, the network contains three peers and one agent, although it is noted that a client can communicate with any number of agents and peers.

The communication network **100** also contains a Web server **152**. The Web server **152** is the server from which the client **102** is requesting information and may be, for example, a typical HTTP server, such as those being used to deliver content on any of the many such servers on the Internet. It should be noted that the server **152** is not limited

5

to being an HTTP server. In fact, if a different communication protocol is used within the communication network, the server may be a server capable of handling a different protocol. It should also be noted that while the present description refers to the use of HTTP, the present invention may relate to any other communication protocol and HTTP is not intended to be a limitation to the present invention.

The communication network **100** further contains an acceleration server **162** having an acceleration server storage device **164**. As is described in more detail herein, the acceleration server storage device **164** has contained therein an acceleration server database. The acceleration server database stores Internet protocol (IP) addresses of communication devices within the communication network **100** having acceleration software stored therein. Specifically, the acceleration server database contains stored therein a list of communication devices having acceleration software stored therein that are currently online within the communication network **100**. For each such agent, the acceleration server assigns a list of IP addresses.

In the communication network **100** of FIG. 3, the application in the client **102** is requesting information from the Web server **152**, which is why the software within the communication device designated this communication device to work as a client. In addition, since the agent **122** receives the request from the client **102** as the communication device closest to the Web server **152**, functionality of the agent **122**, as provided by the software of the agent **122**, designates this communication device to work as an agent. It should be noted, that in accordance with an alternative embodiment of the invention, the agent need not be the communication device that is closest to the Web server. Instead, a different communication device may be selected to be the agent.

Since the peers **112**, **114**, **116** contain at least portions of the information sought by the client **102** from the Web server **152**, functionality of the peers **112**, **114**, **116**, as provided by the software of the peers **112**, **114**, **116**, designates these communication devices to work as peers. It should be noted that the process of designating clients, agents, and peers is described in detail herein. It should also be noted that the number of clients, agents, peers, acceleration servers, Web servers, and other components of the communication network **100** may differ from the number illustrated by FIG. 3. In fact, the number of clients, agents, peers, acceleration servers, Web servers, and other components of the communication network **100** are not intended to be limited by the current description.

Prior to describing functionality performed within a communication network **100**, the following further describes a communication device **200**, in accordance with a first exemplary embodiment of the invention. FIG. 4 is a schematic diagram further illustrating a communication device **200** of the communication network **100**, which contains general components of a computer. As previously mentioned, it should be noted that the communication device **200** of FIG. 4 may serve as a client, agent, or peer.

Generally, in terms of hardware architecture, as shown in FIG. 4, the communication device **200** includes a processor **202**, memory **210**, at least one storage device **208**, and one or more input and/or output (I/O) devices **240** (or peripherals) that are communicatively coupled via a local interface **250**. The local interface **250** can be, for example but not limited to, one or more buses or other wired or wireless connections, as is known in the art. The local interface **250** may have additional elements, which are omitted for simplicity, such as controllers, buffers (caches), drivers, repeat-

6

ers, and receivers, to enable communications. Further, the local interface **250** may include address, control, and/or data connections to enable appropriate communications among the aforementioned components.

The processor **202** is a hardware device for executing software, particularly that stored in the memory **210**. The processor **52** can be any custom made or commercially available processor, a central processing unit (CPU), an auxiliary processor among several processors associated with the communication device **200**, a semiconductor based microprocessor (in the form of a microchip or chip set), a macroprocessor, or generally any device for executing software instructions.

The memory **210**, which is further illustrated and described by the description of FIG. 5, can include any one or combination of volatile memory elements (e.g., random access memory (RAM, such as DRAM, SRAM, SDRAM, etc.)) and nonvolatile memory elements (e.g., ROM, hard drive, tape, CDROM, etc.). Moreover, the memory **210** may incorporate electronic, magnetic, optical, and/or other types of storage media. Note that the memory **210** can have a distributed architecture, where various components are situated remote from one another, but can be accessed by the processor **202**.

The software **212** located within the memory **210** may include one or more separate programs, each of which contains an ordered listing of executable instructions for implementing logical functions of the communication device **200**, as described below. In the example of FIG. 4, the software **212** in the memory **210** at least contains an acceleration application **220** and an Internet browser **214**. In addition, the memory **210** may contain an operating system (O/S) **230**. The operating system **230** essentially controls the execution of computer programs and provides scheduling, input-output control, file and data management, memory management, and communication control and related services. It should be noted that, in addition to the acceleration application **220**, Internet browser **214**, and operating system **230**, the memory **210** may contain other software applications.

While the present description refers to a request from the client originating from an Internet browser, the present invention is not limited to requests originating from Internet browsers. Instead, a request may originate from an email program or any other program that would be used to request data that is stored on a Web server, or other server holding data that is requested by the client device.

Functionality of the communication device **200** may be provided by a source program, executable program (object code), script, or any other entity containing a set of instructions to be performed. When a source program, then the program needs to be translated via a compiler, assembler, interpreter, or the like, which may or may not be included within the memory **210**, so as to operate properly in connection with the operating system **230**. Furthermore, functionality of the communication device **200** can be written as (a) an object oriented programming language, which has classes of data and methods, or (b) a procedure programming language, which has routines, subroutines, and/or functions.

The I/O devices **240** may include input devices, for example but not limited to, a keyboard, mouse, scanner, microphone, etc. Furthermore, the I/O devices **240** may also include output devices, for example but not limited to, a printer, display, etc. Finally, the I/O devices **240** may further include devices that communicate via both inputs and outputs, for instance but not limited to, a modulator/demodu-

lator (modem; for accessing another device, system, or network), a radio frequency (RF) or other transceiver, a telephonic interface, a bridge, a router, etc.

When the communication device **200** is in operation, the processor **202** is configured to execute the software **212** stored within the memory **210**, to communicate data to and from the memory **210**, and to generally control operations of the communication device **200** pursuant to the software **212**. The software **212** and the O/S **230**, in whole or in part, but typically the latter, are read by the processor **202**, perhaps buffered within the processor **202**, and then executed.

When functionality of the communication device **200** is implemented in software, as is shown in FIG. 4, it should be noted that the functionality can be stored on any computer readable medium for use by or in connection with any computer related system or method. In the context of this document, a computer readable medium is an electronic, magnetic, optical, or other physical device or means that can contain or store a computer program for use by or in connection with a computer related system or method. The functionality of the communication device **200** can be embodied in any computer-readable medium for use by or in connection with an instruction execution system, apparatus, or device, such as a computer-based system, processor-containing system, or other system that can fetch the instructions from the instruction execution system, apparatus, or device and execute the instructions. In the context of this document, a "computer-readable medium" can be any means that can store, communicate, propagate, or transport the program for use by or in connection with the instruction execution system, apparatus, or device.

The computer readable medium can be, for example but not limited to, an electronic, magnetic, optical, electromagnetic, infrared, or semiconductor system, apparatus, device, or propagation medium. More specific examples (a non-exhaustive list) of the computer-readable medium would include the following: an electrical connection (electronic) having one or more wires, a portable computer diskette (magnetic), a random access memory (RAM) (electronic), a read-only memory (ROM) (electronic), an erasable programmable read-only memory (EPROM, EEPROM, or Flash memory) (electronic), an optical fiber (optical), and a portable compact disc read-only memory (CDROM) (optical). Note that the computer-readable medium could even be paper or another suitable medium upon which the program is printed, as the program can be electronically captured, via for instance optical scanning of the paper or other medium, then compiled, interpreted or otherwise processed in a suitable manner if necessary, and then stored in a computer memory.

In an alternative embodiment, where the functionality of the communication device **200** is implemented in hardware, the functionality can be implemented with any or a combination of the following technologies, which are each well known in the art: a discrete logic circuit(s) having logic gates for implementing logic functions upon data signals, an application specific integrated circuit (ASIC) having appropriate combinational logic gates, a programmable gate array(s) (PGA), a field programmable gate array (FPGA), etc.

The at least one storage device **208** of the communication device **200** may be one of many different categories of storage device. As is described in more detail herein, the storage device **208** may include a configuration database **280** and a cache database **282**. Alternatively, the configuration database **280** and cache database **282** may be located on different storage devices that are in communication with the communication device **200**. The description that follows

assumes that the configuration database **280** and cache database **282** are located on the same storage device, however, it should be noted that the present invention is not intended to be limited to this configuration.

The configuration database **280** stores configuration data that is common to all elements of the communication network **100** and is used to provide set up and synchronization information to different modules of the acceleration application **220** stored within the memory **210**, as is described in further detail herein. The cache database **282** stores responses to HTTP requests that the communication device **200** has dispatched, either for its own consumption or on behalf of other elements of the communication network **100**. As is explained in additional detail herein, the responses to HTTP requests are stored within the cache database **282** for future use by this communication device **200**, or for other communication devices within the communication network **100** that need to retrieve this information and will use this communication device as either a peer or an agent.

In addition to the abovementioned, as is explained in further detail herein, the cache database **282** has stored therein a list of URLs that the communication device is aware of (i.e., has seen requests for). For each URL, the cache database **282** has stored therein the URL itself, HTTP headers returned by the Web Server for this URL, when the last time was that the contents of this URL was loaded directly from the Web Server, when the contents of the URL had last changed on the Web Server, as well as a list of chunks that contain the contents of this URL, and the chunks of data themselves. Chunks in the present description are defined as equally sized pieces of data that together form the whole content of the URL. It should be noted that while the present description provides for chunks being equally sized pieces of data, in accordance with an alternative embodiment of the invention, the chunks may instead be of different size.

FIG. 5 is a schematic diagram further illustrating the memory **210** of FIG. 4. As shown by FIG. 5, the memory **210** may be separated into two basic levels, namely, an operating system level **260** and an application level **270**. The operating system level **260** contains the operating system **230**, wherein the operating system **230** further contains at least one device driver **262** and at least one communication stack **264**. The device drivers **262** are software modules that are responsible for the basic operating commands for various hardware devices of the communication device **200**, such as the processor **202**, the storage device **208** and the I/O devices **240**. In addition, the communication stacks **264** provide applications of the communication device **200** with a means of communicating within the network **100** by implementing various standard communication protocols.

The application level **270** includes any application that is running on the communication device **200**. As a result, the application level **270** includes the Internet browser **214**, which is used to view information that is located on remote Web servers, the acceleration application **220**, as described in more detail below, and any other applications **216** stored on the communication device **200**.

As is explained in additional detail below, the acceleration application **220** intercepts the requests being made by applications of the communication device (client) that use the Internet, in order to modify the requests and route the requests through the communication network. There are various methods that may be used to intercept such requests. One such method is to create an intermediate driver **272**, which is also located within the memory **210**, that attaches

itself to all communication applications, intercepts outgoing requests of the communication applications of the communication device **200**, such as the Internet browser **214**, and routes the requests to the acceleration application **220**. Once the acceleration application **220** modifies the requests, routes the requests to other system elements on the communication network **100**, and receives replies from other system elements of the communication network **100**, the acceleration application **220** returns the replies to the intermediate driver **272**, which provides the replies back to the requesting communication application.

FIG. **6** is a schematic diagram further illustrating elements of the acceleration application **220**, as well as communication paths of the acceleration application **220**. The acceleration application **220** contains an acceleration system initializer module **222**, which is called when the acceleration application **220** is started. The acceleration system initializer module **222** is capable of initializing all elements of the communication device **200**. The acceleration application **220** also contains three separate modules that run in parallel, namely, a client module **224**, a peer module **226**, and an agent module **228**, each of which comes into play according to the specific role that the communication device **200** is partaking in the communication network **100** at a given time. The role of each module is further described herein.

The client module **224** provides functionality required when the communication device **200** is requesting information from the Web server **152**, such as, for example, but not limited to, Web pages, data, video, or audio. The client module **224** causes the communication device **200** having the client module **224** therein to intercept the information request and pass the information request on to other elements of the communication network **100**, such as, servers, agents or peers. This process is further described in detail herein.

The peer module **226** provides functionality required by the communication device **200** when answering other clients within the communication network **100** and providing the other clients with information that they request, which this communication device **200**, having this peer module **226** therein, has already downloaded at a separate time. This process is further described in detail herein.

The agent module **228** provides functionality required when other communication devices of the communication network **100** acting as clients query this communication device **200**, having this agent module **228** therein, as an agent, to obtain a list of peers within the communication network **100** that contain requested information. This process is further described in detail herein.

The acceleration application **220** interacts with both the configuration database **280** and the cache database **282** of the storage device **208**. As previously mentioned herein, the configuration database **280** stores configuration data that may be common to all communication devices of the communication network **100** and is used to provide setup and synchronization information to different modules **222**, **224**, **226**, **228** of the acceleration application **220** stored within the memory **210**.

The cache database **282** stores responses to information requests, such as, for example, HTTP requests, that the communication device **200** has dispatched, either for its own consumption or on behalf of other elements of the communication network **100**. The responses to HTTP requests are stored within the cache database **282** for future use by this communication device **200**, or for other communication devices within the communication network **100** that need to

retrieve this same information and will use this communication device **200** as either a peer or an agent. This process is described in detail herein.

Information stored within the cache database **282** may include any information associated with a request sent by the client. As an example, such information may include, metadata and actual requested data. For example, for an HTTP request for a video, the metadata may include the version of the Web server answering the request from the client and the data would be the requested video itself. In a situation where there is no more room for storage in the cache database, the software of the associated communication device may cause the communication device to erase previous data stored in order to clear room for the new data to store in the cache database. As an example, such previous data may include data that is most likely not to be used again. Such data may be old data or data that is known to no longer be valid. The communication device may choose to erase the least relevant data, according to any of several methods that are well known in the art.

FIG. **7** is a chart further illustrating two of the main databases utilized within the communication network **100**, namely, the acceleration server database **164** and the cache database **282**. As previously mentioned, the acceleration server database **164** stores IP addresses of communication devices located within the communication network **100**, which have acceleration software stored therein. Specifically, the acceleration server database **164** contains stored therein a list of communication devices having acceleration software stored therein that are currently online within the communication network **100**. The acceleration server assigns a list of IP addresses to each communication device functioning as an agent. Each communication device will be the agent for any Web servers whose IP address is in the range 'owned' by that communication device. As an example, when a first ever communication device goes online, namely, the first communication device as described herein having the acceleration application **220** therein, the acceleration server assigns all IP addresses in the world to this communication device, and this communication device will be the agent for any Web server. When a second communication device goes online it will share the IP address list with the first communication device, so that each of the communication devices will be responsible for a different part of the world wide web servers.

The cache database **282** of the communication device **200** has stored therein a list of URLs **286** of which the communication device **200** is aware. The communication device **200** becomes aware of a URL each time that the communication device **200** receives a request for information located at a specific URL. As shown by FIG. **7**, for each URL **288** within the list of URLs **286**, the cache database **282** stores: the URL itself **290**; HTTP headers **292** returned by the Web Server **152** for this URL; when the last time **294** was that the contents of this URL were loaded directly from the Web Server **152**; when the contents of the URL last changed **296** on the Web Server **152**; and a list of chunks **298** that contain the contents of this URL, and the content of the chunk. As previously mentioned, chunks, in the present description, are defined as equally sized pieces of data that together form the entire content of the URL, namely, the entire content whose location is described by the URL. As a non-limiting example, a chunk size of, for example, 16 KB can be used, so that any HTTP response will be split up into chunks of 16 KB. In accordance with an alternative embodiment of the invention, if the last chunk of the response is not

11

large enough to fill the designated chunk size, such as 16 KB for the present example, the remaining portion of the chunk will be left empty.

For each such chunk **300**, the cache database **282** includes the checksum of the chunk **302**, the data of the chunk **304** itself, and a list of peers **306** that most likely have the data for this chunk. As is described in additional detail herein, the data for the chunk may be used by other clients within the communication network **100** when other communication devices of the communication network **100** serve as peers to the clients, from which to download the chunk data.

For each chunk, a checksum is calculated and stored along side of the chunk itself. The checksum may be calculated in any of numerous ways known to those in the art. The purpose of having the checksum is to be able to identify data uniquely, whereas the checksum is the “key” to the data, where the data is the chunk. As an example, a client may want to load the contents of a URL, resulting in the agent that is servicing this request sending the checksums of the chunks to the client, along with the peers that store these chunks. It is to be noted that there could be a different peer for every different chunk. The client then communicates with each such peer, and provides the checksum of the chunk that it would like the peer to transmit back to the client. The peer looks up the checksum (the key) in its cache database, and provides back the chunk (data) that corresponds to this checksum (the key). As shown by FIG. 7, for each peer **308** within the list of peers **306**, the cache database **282** includes the peer IP address **310**, as well as the connection status **312** of the peer, which represents whether the peer **308** is online or not.

In accordance with one embodiment of the invention, the cache database **282** may be indexed by URL and by Checksum. Having the cache database indexed in this manner is beneficial due to the following reason. When the agent is using the cache database, the agent receives a request from a client for the URL that the client is looking for. In such a case the agent needs the cache database to be indexed by the URL, to assist in finding a list of corresponding peers that have the chunks of this URL. When the peers are using this cache database, the peers obtain a request from the client for a particular checksum, and the peers need the database to be indexed by the checksum so that they can quickly find the correct chunk. Of course, as would be understood by one having ordinary skill in the art, the cache database may instead be indexed in any other manner.

Having described components of the communication network **100**, the following further describes how such components interact and individually function. FIG. 8 is a flowchart **300** illustrating operation of the acceleration system initializer module **222** (hereafter referred to as the initializer **222** for purposes of brevity). It should be noted that any process descriptions or blocks in flowcharts should be understood as representing modules, segments, portions of code, or steps that include one or more instructions for implementing specific logical functions in the process, and alternative implementations are included within the scope of the present invention in which functions may be executed out of order from that shown or discussed, including substantially concurrently or in reverse order, depending on the functionality involved, as would be understood by those reasonably skilled in the art of the present invention.

The initializer **222** is the first element of the communication device **200** to operate as the communication device **200** starts up (block **302**). As the initializer **222** starts, it first communicates with the acceleration server **162** to sign up with the acceleration server **162**. This is performed by

12

providing the acceleration server **162** with the hostname, and all IP addresses and media access control (MAC) addresses of the interfaces on the communication device **200** having the initializer **222** thereon.

In accordance with an alternative embodiment of the invention, as shown by block **304**, the initializer **222** checks with the acceleration server **162** whether a more updated version of the acceleration application software is available. This may be performed by any one of many known methods, such as, but not limited to, by providing the version number of the acceleration application software to the acceleration server **162**. The message received back from the acceleration server **162** indicates whether there is a newer version of the acceleration application software or not. If a newer version of the acceleration application software exists, the initializer **222** downloads the latest version of the acceleration application software from the acceleration server **162**, or from a different location, and installs the latest version on the communication device **200**. In addition to the abovementioned, the initializer **222** may also schedule additional version checks for every set period of time thereafter. As an example, the initializer **222** may check for system updates every two days.

As shown by block **306**, the initializer **222** then redirects outgoing network traffic from the communication device **200** to flow through the acceleration application **162**. As previously mentioned, one way to redirect the outgoing network traffic is to insert an intermediate driver **212** that intercepts and redirects the traffic. It should be noted that there are many other ways to implement this redirection, which are well known to those having ordinary skill in the art.

As shown by block **308**, the initializer **222** then launches the client module **224** of the communication device **200**, and configures the client module **224** of the communication device **200** to intercept to all outgoing network communications of the communication device **200** and route the outgoing network communications to the client module **224**, from the intermediate driver **272** or other routing method implemented. This is performed so that the client module **224** is able to receive all network traffic coming from the network applications, modify the network traffic if necessary, and re-route the traffic. As is known by those having ordinary skill in the art, in order to re-route the traffic, the traffic needs to be modified, as an example, to change the destination of requests.

As shown by block **310**, the initializer **222** then launches the agent module **228** and the peer module **226** to run on the communication device **200**. The agent module **228** and peer module **226** listen on pre-determined ports of the communication device **200**, so that incoming network traffic on these ports gets routed to the agent module **228** and peer module **226**. As is explained in further detail herein, the abovementioned enables the communication device **200** to function as an agent and as a peer for other communication devices within the communication network **100**, as needed.

FIG. 9 is a flowchart **350** further illustrating communication between different elements of the communication network **100**, in accordance with the present system and method for providing faster and more efficient data communication.

As shown by block **352**, an application running on the client **200** initiates a request for a resource on a network. Such a request may be, for example, “GET http://www.aol.com/index.html HTTP/1.1”. The request may come from an Internet browser **214** located on the client **200**, where the Internet browser **214** is loading a page from the Internet, an

application that wants to download information from the Internet, fetch or send email, or any other network communication request.

Through the intermediate driver **272**, or other such mechanism as may be implemented that is re-routing the communication to the client module **224** of the client **200**, the resource request is intercepted by the client module **224** that is running on the client **200** (block **354**). The client module **224** then looks up the IP address of the server **152** that is the target of the resource request (e.g., the IP address of the Web server that is the host of www.aol.com in the example above), and sends this IP address to the acceleration server **162** (block **356**) in order to obtain a list of communication devices that the client **200** can use as agents (hereafter referred to as agents). It should be noted that the process of performing an IP lookup for a server is known by one having ordinary skill in the art, and therefore is not described further herein.

In response to receiving the IP address of the server **152**, the acceleration server **162** prepares a list of agents that may be suitable to handle the request from this IP address (block **358**). The size of the list can differ based on implementation. For exemplary purposes, the following provides an example where a list of five agents is prepared by the acceleration server **162**. The list of agents is created by the acceleration server **162** by finding the communication devices of the communication network **100** that are currently online, and whose IP address is numerically close to the IP of the destination Web server **152**. A further description of the abovementioned process is described here in.

As shown by block **360**, the client module **224** then sends the original request (e.g., "GET http://www.aol.com/index.html HTTP/1.1") to all the agents in the list received from the acceleration server **162** in order to find out which of the agents in the list is best suited to be the one agent that will assist with this request.

It should be noted that, in accordance with an alternative embodiment of the invention, the communication device **200** may be connected to a device that is actually requesting data. In such an alternative embodiment, the communication device would be a modular device connected to a requesting device, where the requesting device, such as, for example, a personal data assistant (PDA) or other device, would request data, and the communication device connected thereto, either through a physical connection, wireless connection, or any other connection, would receive the data request and function as described herein. In addition, as previously mentioned, it should be noted that the HTTP request may be replaced by any request for resources on the Web.

FIG. **10** is a flowchart continuing the flowchart **380** of FIG. **9** and focused on agent response to the request. As shown by block **382**, upon receiving the request from the client **200**, each agent that received the request from the client responds to the client **200** with whether it has information regarding the request, which can help the client to download the requested information from peers in the network. Specifically, each agent responds with whether the agent has seen a previous request for this resource that has been fulfilled. In such a case, the agent may then provide the client with the list of peers and checksums of the chunks that each of them have.

As shown by block **384**, the client then decides which of the agents in the list to use as its agent for this particular information request. To determine which agent in the list to use as its agent for the particular information request, the client may consider multiple factors, such as, for example, factoring the speed of the reply by each agent and whether

that agent does or does not have the information required. There are multiple ways to implement this agent selection, one practical way being to start a timer of a small window of time, such as, for example, 5 ms, after receiving the first response from the agents, and after the small window, choosing from the list of agents that responded, the agent that has the information about the request, or in the case that none of the agents responded, to choose the first agent from the list received from the acceleration server **162**.

As shown by block **386**, after selecting an agent, the client notifies the selected agent that it is going to use it for this request, and notifies the other agents that they will not be used for this request. The client then sends the selected agent a request for the first five chunks of data of the original information request (block **388**). By specifying to the selected agent the requested chunks by their order in the full response, the client receives the peer list and checksums of the requested chunks from the selected agent. As an example, for the first five chunks the client will ask the selected agent for chunks one through five, and for the fourth batch of five chunks the client will ask the agent for chunks sixteen through twenty. As previously mentioned, additional or fewer chunks may be requested at a single time.

As shown by block **390**, after receiving the request from the client, the selected agent determines whether it has information regarding the requested chunks of data by looking up the request in its cache database and determining if the selected agent has stored therein information regarding peers of the communication network that have stored the requested data of the request, or whether the selected agent itself has the requested data of the request stored in its memory. In addition to determining if the selected agent contains an entry for this request in its database, the selected agent may also determine if this information is still valid. Specifically, the selected agent determines whether the data that is stored within the memory of the selected agent or the memory of the peers, still mirrors the information that would have been received from the server itself for this request. A further description of the process utilized by the selected agent to determine if the information is still valid, is described in detail herein.

As shown by block **392**, if the information (requested data of the request) exists and is still valid, then the agent prepares a response to the client, which includes for each of the chunks:

- (i) the checksum of the chunk; (ii) a list of peers that according to the database of the selected agent contains these chunks; and (iii) if these are the first five chunks of the information, then the selected agent also provides the specific protocol's headers that would have been received from the server, had the initial request from the client been made directly to the server.

As shown by block **394**, the list of peers for each chunk is sorted by geographical proximity to the requesting client. In accordance with the present example, only the five closest peers are kept in the list for every chunk, and the rest of the peers are discarded from this list. As shown by block **396**, the prepared response, namely, the list of closest peers, is sent back to the client. It should be noted that, if this were the last set of chunks to be provided for this request, then it would be beneficial to include information about this to the client.

If the selected agent discovers that it does not have information about this request, or if the selected agent discovers that the information it has is no longer valid, the selected agent needs to load the information directly from the server in order to be able to provide an answer to the

requesting client. As shown by block 400, the selected agent then sends the request directly to the server. The selected agent then stores the information it receives from the server (both the headers of the request, as well as chunks of the response itself) in its database, for this particular response to the client, as well as for future use to other clients that may request this data (block 402). The selected agent then prepares a response (list) for the client, where the response includes the protocol headers (if these are the first five chunks), and the checksums of the five chunks, and provides itself as the only peer for these chunks (block 404). This list is then sent back to the client (block 406).

FIG. 11 is a flowchart 420 continuing the flowchart of FIG. 10, which illustrates actions taken upon receipt of the list of peers, or single peer listing, from the agent. As shown by block 422, the client receives the response from the agent (including the list of chunks and their corresponding data, including peers and other information previously mentioned) and, for each of the five chunks, the client sends a request to each of the peers listed for the chunk to download the chunk. The chunk request that the client sends to each of the peers is the checksum of the data that the client seeks to receive, which is the key (identifier) of the chunk.

As shown by block 424, the peers then respond regarding whether they still have the data of the chunk. As an example, some of the peers may not currently be online, some may be online but may have discarded the relevant information, and some may still have the relevant information, namely, the chunk. As shown by block 426, the client then selects the quickest peer that responds with a positive answer regarding the requested information, the client lets that peer know that it is chosen to provide the client with the chunk, and the client notifies the other peers that they are not chosen.

As shown by block 428, the chosen peer then sends the chunk to the client. It should be noted that if no peers answer the request of the client, the client goes back to the agent noting that the peers were all negative, and the agent either provides a list of 5 other agents, if they exist, or the agent goes on to download the information directly from the Web server as happens in the case where no peers exist as described above.

The client then stores the chunks in its cache for future use (block 430), when the client may need to provide the chunks to a requesting communication device when acting as a peer for another client that is looking for the same information. As shown by block 432, if some of the chunks were not loaded from any of the peers, the client requests the chunks again from the agent in a next round of requests, flagging these chunks as chunks that were not loadable from the client list of peers. In this situation, the agent will load the data directly from the server and provide it back to the client.

The client then acknowledges to the agent which of the chunks it received properly (block 434). The agent then looks up these chunks in the database of the agent, and adds the client to the list of peers for these chunks, specifically, since this client is now storing these chunks, and can provide these chunks to other clients that turn to it as a peer (block 436).

As shown by block 438, the client then passes the data on to the Web browser or other application of the client that made the original request, for it to use as it had originally intended. The client then checks whether all of the chunks for this request were received (block 440), by checking the flag set by the agent. Specifically, when the agent is providing the list of the last 5 chunks, the agent includes that information as part of its reply to the client, which is referred

to herein as a flag. This information is what enables the client to know that all information has been received for a particular resource request.

If the last received chunks were not the last chunks for this request, the processing flow of the client continues by returning to the functionality of block 384 of FIG. 10, but instead sending the chosen agent a request for the next five chunks of data of the original information request. Alternatively, if all chunks for this request were received, the request is complete, and the flow starts again at block 352 of FIG. 9.

FIG. 12 is a flowchart 500 illustrating steps taken by an agent, client, or peer to determine whether a certain HTTP request is still valid. Specifically, the following provides an example of how the agent, client, or peer can determine whether particular data that is stored within the memory of the agent, or the memory of a peer or client, still mirrors the information that is currently on the Web server. As shown by block 502, the HTTP request is looked up in the cache database of the agent, client or peer that is checking the validity of the HTTP request. As an example, the HTTP protocol, defined by RFC 2616, outlines specific methods that Web servers can define within the HTTP headers signifying the validity of certain data, such as, but not limited to, by using HTTP header information such as "max age" to indicate how long this data may be cached before becoming invalid, "no cache" to indicate that the data may never be cached, and using other information.

As shown by block 504, these standard methods of validation are tested on the HTTP request information in question. As shown by block 506, a determination is made whether the requested information that is stored is valid or not. If the requested information is valid, a "VALID" response is returned (block 508). Alternatively, if the requested information is not valid, an HTTP conditional request is sent to the relevant Web server, to determine if the data stored for this request is still valid (block 510). If the data stored for this request is still valid, a "VALID" response is returned (block 508). Alternatively, if the data stored for this request is not valid, an "INVALID" response is returned (block 514). It should be noted, that the abovementioned description with regard to FIG. 12 is an explanation of how to check if HTTP information is still valid. There are similar methods of determining validity for any other protocol, which may be utilized, and which those having ordinary skill in the art would appreciate and understand.

FIG. 13 is a flowchart 550 outlining operation of the acceleration server, whose main responsibility in the present system and method is to provide clients with information regarding which agents serve which requests, and to keep the network elements all up to date with the latest software updates. As shown by block 552, the acceleration server sends "keep alive" signals to the network elements, and keeps track within its database as to which network elements are online. As shown by block 554, the acceleration server continues to wait for a client request and continues to determine if one is received.

Once a request is received, the acceleration server tests the type of request received (block 556). If the client request is to sign up the client within the network, an event that happens every time that the client starts running on its host machine, then that client is added to the list of agents stored on the acceleration server, sorted by the IP address of the client (block 558).

If the request is to find an agent to use for a particular request, the acceleration server creates a new agent list, which is empty (block 560). The acceleration server then

searches the agent database for the next 5 active agents whose IP address is closest to the IP address of the server who is targeted in the request (block **562**). In this context, 192.166.3.103 is closer to 192.166.3.212 than to 192.167.3.104. The acceleration server then sends this agent list to the client (block **564**).

If instead, the request is to check the version of the latest acceleration software then the acceleration server sends that network element (client, peer or agent) the version number of the latest existing acceleration software version, and a URL from where to download the new version, for the case that the element needs to upgrade to the new version (block **566**).

While the abovementioned example is focused on HTTP requests for data, as previously mentioned, other protocol requests are equally capable of being handled by the present system and method. As an example, in separate embodiments the acceleration method described may accelerate any communication protocol at any OSI layer (SMTP, DNS, UDP, ETHERNET, etc.). In the following alternative embodiment, it is illustrated how the acceleration method may accelerate TCPIP. As is known by those having ordinary skill in the art, TCPIP is a relatively low-level protocol, as opposed to HTTP, which is a high level protocol. For purposes of illustration of TCPIP communication, reference may be made to FIG. 3, wherein the Web server is a TCPIP server.

In TCPIP there are three communication commands that are of particular interest, namely, connect, write, and read. Connect is a command issued by an application in the communication device that is initiating the communication to instruct the TCPIP stack to connect to a remote communication device. The connect message includes the IP address of the communication device, and the port number to connect to. An application uses the write command to instruct the TCPIP stack to send a message (i.e., data) to a communication device to which it is connected. In addition, an application uses the read command to ask the TCPIP stack to provide the message that was sent from the remote communication device to which it is connected. A communication session typically exists of a connect, followed by a read and write on both sides.

FIG. 14 is a flowchart **600** further illustrating TCPIP acceleration in accordance with this alternative embodiment of the invention. As shown by blocks **601** and **602** when an application of the communication device makes a request to the communications stack to connect with the TCPIP server, that communication is intercepted by the acceleration application.

To find an agent, upon receiving that connect message from the communication device application, which includes the IP address of the TCPIP server and the port to connect to, the acceleration application in the client makes a request to the acceleration server to find out who the agent for the communication with the TCPIP server is. This step is performed in a similar manner to that described with regard to the main HTTP embodiment of the invention (block **604**). As shown by block **606**, the server then provides the client with a list of agents, for example, a primary agent and four others.

To establish a connection, as shown by block **608**, the client issues a TCPIP connect with the primary agent or one of the other agents if the primary agent does not succeed, to create a connection with the agent. The client then sends to the agent the IP address of the TCPIP server and connection port that were provided by the communication device application (block **610**). As shown by block **612**, that agent in turn

issues a TCPIP connect to the TCPIP server to the port it received from the client, to create a connection with the agent.

FIG. 15 is a flowchart **800** further illustrating TCPIP acceleration in accordance with this alternative embodiment of the invention, detailing the communication between the client and the TCPIP server (read and write commands) after the connect phase has completed successfully.

As shown by block **802**, if the network application within the client wants to send a message to the TCPIP server, the network application within the client writes the message to the TCPIP stack in the operating system of the client. This WRITE command is received by the acceleration application of the client and handled in the manner described below.

If the TCPIP server wants to send a message to the client, the TCPIP server writes the message to the TCPIP stack of TCPIP operating system, on the connection to the agent, since this agent is where the server received the original connection. This WRITE command is received by the acceleration application of the agent and handled in the manner described below.

When the acceleration application of the client receives a message from the network application of the client to be sent to the agent, or when the acceleration application of the agent receives a message from the connection to the TCPIP server that is to be sent to the client, the acceleration application proceeds to send the message to the communication device on the other side. For instance, if the client has intercepted the message from the communication application, the client sends the message to the agent, and if it is the agent that intercepted the message from the connection to the TCPIP server, such as the TCPIP server sending a message that is intended for the communication with client, the agent sends the message to the client in the following manner:

As shown by block **804**, the acceleration application breaks up the content of the message to chunks and calculates the corresponding checksums, in the same manner as in the main embodiment described herein. The acceleration application then looks up each checksum in its cache database (block **806**). As shown by block **808**, the acceleration application checks if the checksum exists in the cache database. Hit does, then, as shown by block **810**, the acceleration application prepares a list of peers that have already received the chunk of the checksum in the past (if any), and adds the communication device of the other side to the list of communication devices that have received this chunk (adds it to the peer list of the checksum in its database), to be provided to other communication devices requesting this information in the future. As shown by block **812**, the list of peers is sent to the receiving communication device, which, as shown by block **814** retrieves the chunks from the peers in the list received, in the same manner as in the main embodiment.

If the checksum does not exist within the cache database of the sending communication device then, as shown by block **820**, the acceleration application adds the checksum and chunk to its cache database, sends the chunk to the communication device on the other side, and adds the other communication device to the list of peers for that checksum in its database.

As shown by block **816**, a determination is then made as to whether all chunks have been received. If all chunks have not been received, the process continues on again from block **806**.

Once all data has been received, as shown by block **818**, the acceleration application passes the data on to the

requester. Specifically, in the client, the acceleration application passes on the complete data to the communication application, and in the agent, the acceleration application passes on the complete data to the requesting TCPIP server.

It should be emphasized that the above-described embodiments of the present invention are merely possible examples of implementations, merely set forth for a clear understanding of the principles of the invention. Many variations and modifications may be made to the above-described embodiments of the invention without departing substantially from the spirit and principles of the invention. All such modifications and variations are intended to be included herein within the scope of this disclosure and the present invention and protected by the following claims.

The invention claimed is:

1. A method for use with a web server that responds to Hypertext Transfer Protocol (HTTP) requests and stores a first web-page that is identified by a first Uniform Resource Locator (URL), the method comprising:

storing, operating, or using, by a first client device, a client operating system;
periodically communicating, by the first client device, with a second server;
sending, by the first client device, a Hypertext Transfer Protocol (HTTP) request that comprises the first URL to the web server over an Internet;
receiving, by the first client device from the web server, the first web-page over the Internet, in response to the HTTP request; and
sending, by the first client device, the received first web-page over the Internet.

2. The method according to claim **1**, wherein the first client device is identified by a Media Access Control (MAC) address or a hostname, and wherein the method further comprising sending, by the first client device, during, as part of, or in response to, a start-up or power-up of the first client device, a first message to the second server, and wherein the first message comprises the first client device IP address, the first client device MAC address, or the first client device hostname.

3. The method according to claim **2**, for use with a first application stored in the first client device and associated with a first version number, wherein the first message comprises the first version number.

4. The method according to claim **3**, for use with a second application that is a version of the first application, is stored in the second server, and is associated with a second version number, wherein the method further comprising receiving, by the first client device from the second server, in response to the first message, a second message that comprises the second version number.

5. The method according to claim **4**, wherein the method further comprising downloading over the Internet, by the first client device from the second server, in response to the first message, the second application from the second server, and installing the second application in the first client device as a replacement for the first application.

6. The method according to claim **1**, for use with a third server that comprises a web server that is Hypertext Transfer Protocol (HTTP) server, the third server responds to HTTP requests and stores a second web-page identified by a second URL, the method by the first client device further comprising:

receiving the second URL;
sending, to the third server over the Internet in response to the receiving, the second URL; and

receiving the second web-page from the third server over the Internet in response to the sending.

7. The method according to claim **6**, further comprising executing, by the first client device, a web browser application or an email application.

8. The method according to claim **1**, further comprising determining, by the first client device, that the received first web-page, is valid.

9. The method according to claim **8**, wherein the determining is based on the received HTTP header according to, or based on, IETF RFC 2616.

10. The method according to claim **8**, further comprising: sending, a message over the Internet in response to the determining that the received first web-page, is not valid; and

receiving, over the Internet in response to the sending of the message, from the second server or from a second client device selected from a plurality of client devices, the first web-page.

11. The method according to claim **1**, for use with a software application that includes computer instructions that, when executed by a computer processor, cause the processor to perform the sending of the Hypertext Transfer Protocol (HTTP) request, the receiving and storing of the first web-page, the receiving of the first URL, and the sending of the part of, or the whole of, the stored first web-page, the method is further preceded by:

downloading, by the first client device from the Internet, the software application; and
installing, by the first client device, the downloaded software application.

12. The method according to claim **11**, wherein the software application is downloaded from the second server.

13. The method according to claim **1**, further comprising receiving, by the first client device from the second server, the first URL.

14. The method according to claim **1**, further comprising sending the received first web-page to the second server.

15. The method according to claim **1**, further comprising storing, by the first client device in response to the receiving from the web server, the first web-page.

16. The method according to claim **1**, wherein the second server is a Transmission Control Protocol/Internet Protocol (TCP/IP) server that communicates over the Internet based on, or according to, using TCP/IP protocol or connection, and wherein the first client device is a Transmission Control Protocol/Internet Protocol (TCP/IP) client that communicates with the second server over the Internet based on, or according to, TCP/IP protocol.

17. The method according to claim **1**, wherein the first client device communicates over the Internet based on, or according to, one out of UDP, DNS, TCP, FTP, POP #, SMTP, or SQL standards.

18. The method according to claim **1**, wherein the first web-page comprises audio or video content.

19. The method according to claim **1**, further comprising sending, to the web server over the Internet, the first URL, and wherein the receiving of the first web-page from the web server is in response to the sending of the first URL.

20. The method according to claim **1**, further comprising establishing, by the first client device, a Transmission Control Protocol (TCP) connection with the second server.

21. The method according to claim **1**, wherein the periodically communicating comprises exchanging 'keep alive' messages.

22. The method according to claim 1, further comprising executing, by the first client device, a web browser application or an email application.

23. The method according to claim 1, wherein the steps are sequentially executed.

5

24. A non-transitory computer readable medium containing computer instructions that, when executed by a computer processor, cause the processor to perform the method according to claim 1.

10

* * * * *