

US011699192B2

(12) **United States Patent**  
**Edwards et al.**

(10) **Patent No.:** **US 11,699,192 B2**  
(45) **Date of Patent:** **\*Jul. 11, 2023**

(54) **LOAD BALANCING AND SEGMENTATION SYSTEM**

(71) Applicant: **Hartford Fire Insurance Company**,  
Hartford, CT (US)

(72) Inventors: **Paul J. Edwards**, West Hartford, CT  
(US); **Keren Shemesh**, West Hartford,  
CT (US)

(73) Assignee: **Hartford Fire Insurance Company**,  
Hartford, CT (US)

(\*) Notice: Subject to any disclaimer, the term of this  
patent is extended or adjusted under 35  
U.S.C. 154(b) by 0 days.

This patent is subject to a terminal dis-  
claimer.

(21) Appl. No.: **17/390,779**

(22) Filed: **Jul. 30, 2021**

(65) **Prior Publication Data**  
US 2021/0390627 A1 Dec. 16, 2021

**Related U.S. Application Data**

(63) Continuation of application No. 16/284,286, filed on  
Feb. 25, 2019, now Pat. No. 11,080,791, which is a  
continuation of application No. 14/530,063, filed on  
Oct. 31, 2014, now Pat. No. 10,217,170.

(60) Provisional application No. 62/046,348, filed on Sep.  
5, 2014.

(51) **Int. Cl.**  
**G06Q 40/08** (2012.01)  
**G06Q 10/0631** (2023.01)

(52) **U.S. Cl.**  
CPC ..... **G06Q 40/08** (2013.01); **G06Q 10/063116**  
(2013.01)

(58) **Field of Classification Search**  
None  
See application file for complete search history.

(56) **References Cited**

**U.S. PATENT DOCUMENTS**

5,727,950 A	3/1998	Cook
5,950,169 A	9/1999	Borghesi et al.
5,991,733 A	11/1999	Aleia
6,049,773 A	4/2000	McCormack
6,604,080 B1	8/2003	Kern
6,606,740 B1	8/2003	Lynn

(Continued)

**OTHER PUBLICATIONS**

Snook, R. (2007). Serious claims—a contest of equals? Insurance  
Brokers' Monthly, 57(5), 20. Retrieved from <https://dialog.proquest.com/professional/docview/200954091?accountid=131444> on Feb.  
9, 2023 (Year: 2007).\*

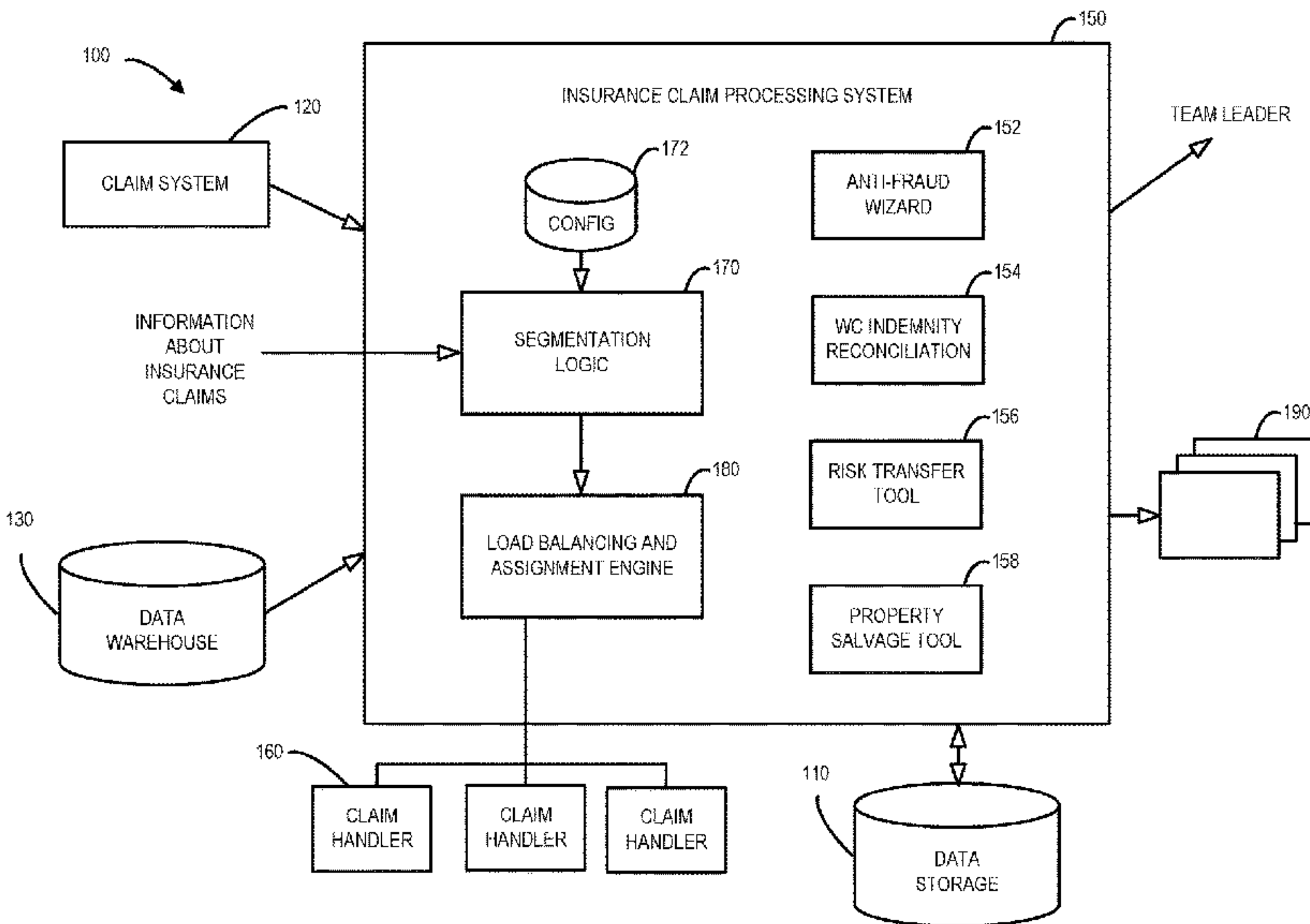
(Continued)

*Primary Examiner* — Kito R Robinson  
(74) *Attorney, Agent, or Firm* — Howard IP Law Group,  
PC

(57) **ABSTRACT**

According to some embodiments, data may be received  
indicative of a plurality of insurance claims along with an  
indication of an appropriate claim segment classification for  
each insurance claim. A first claim handler may then be  
automatically selected for a first insurance claim based at  
least in part on: (i) a first segment classification associated  
with the first insurance claim, (ii) numbers of other insur-  
ance claims currently assigned to claim handlers, and (iii)  
load factors associated with claim handlers. An indication of  
the selected first claim handler may then be transmitted.

**18 Claims, 27 Drawing Sheets**



(56)

References Cited

U.S. PATENT DOCUMENTS

7,203,654 B2

4/2007

Menendez

7,383,217 B2

6/2008

Calderaro

7,398,218 B1

7/2008

Bemaski et al.

7,809,601 B2

10/2010

Shaya

7,813,944 B1

10/2010

Luk

7,877,279 B1

1/2011

Sturgis et al.

7,945,497 B2

5/2011

Kenefick et al.

7,953,615 B2

5/2011

Aquila et al.

7,957,986 B1 \*

6/2011

Hail ..... G06Q 10/10  
705/3

8,046,281 B1 \*

10/2011

Urrutia ..... G06Q 10/06  
705/7.17

8,125,142 B2

2/2012

Bond, Jr. et al.

8,165,282 B1

4/2012

Coughlan

8,539,370 B2

9/2013

Albert et al.

8,577,823 B1

11/2013

Gadir

8,650,043 B1

2/2014

Phillips

8,762,180 B2 \*

6/2014

Ghani ..... G06N 20/00  
705/4

8,767,948 B1

7/2014

Riahi

8,825,504 B2

9/2014

Tholl et al.

9,269,069 B2

2/2016

Chen

9,473,639 B2

10/2016

McCormack

9,589,210 B1

3/2017

Estrada

9,646,081 B1

5/2017

Volchegursky

9,654,638 B2

5/2017

Waxman

9,984,421 B2

5/2018

Blakeman

2002/0055862 A1

5/2002

Jinks

2002/0194033 A1

12/2002

Huff

2003/0023728 A1

1/2003

Taung

2006/0053035 A1

3/2006

Eisenberg

2006/0212337 A1

9/2006

Vayghan

2007/0226018 A1

9/2007

Gross

2008/0004915 A1

1/2008

Brown

2008/0015968 A1

1/2008

Van Luchene

2008/0021794 A1

1/2008

Vega

2008/0147448 A1

6/2008

McLaughlin

2008/0249820 A1

10/2008

Pathria

2009/0119133 A1

5/2009

Yeransian

2009/0265193 A1

10/2009

Collins

2010/0010885 A1

1/2010

Hill

2010/0049544 A1

2/2010

Ambrose

2010/0287131 A1 \*

11/2010

Church ..... G06Q 10/00  
706/47

2013/0185433 A1

7/2013

Zhu

2013/0332403 A1

12/2013

Paramashivappa

2014/0033223 A1

1/2014

Swart

2014/0330594 A1

11/2014

Roberts et al.

2014/0358591 A1 \*

12/2014

Gray ..... G06Q 40/08  
705/4

2015/0025917 A1

1/2015

Stempora

OTHER PUBLICATIONS

J.D. Power and Associates Reports: American Family Insurance Agents Recognized for Customer Excellence; Jul. 25, 2005. Business Wire; retrieved from [https://dialog.proquest.com/professional/docview/674061229?](https://dialog.proquest.com/professional/docview/674061229?accountid=142257) accountid=142257 (Year 2005).

\* cited by examiner

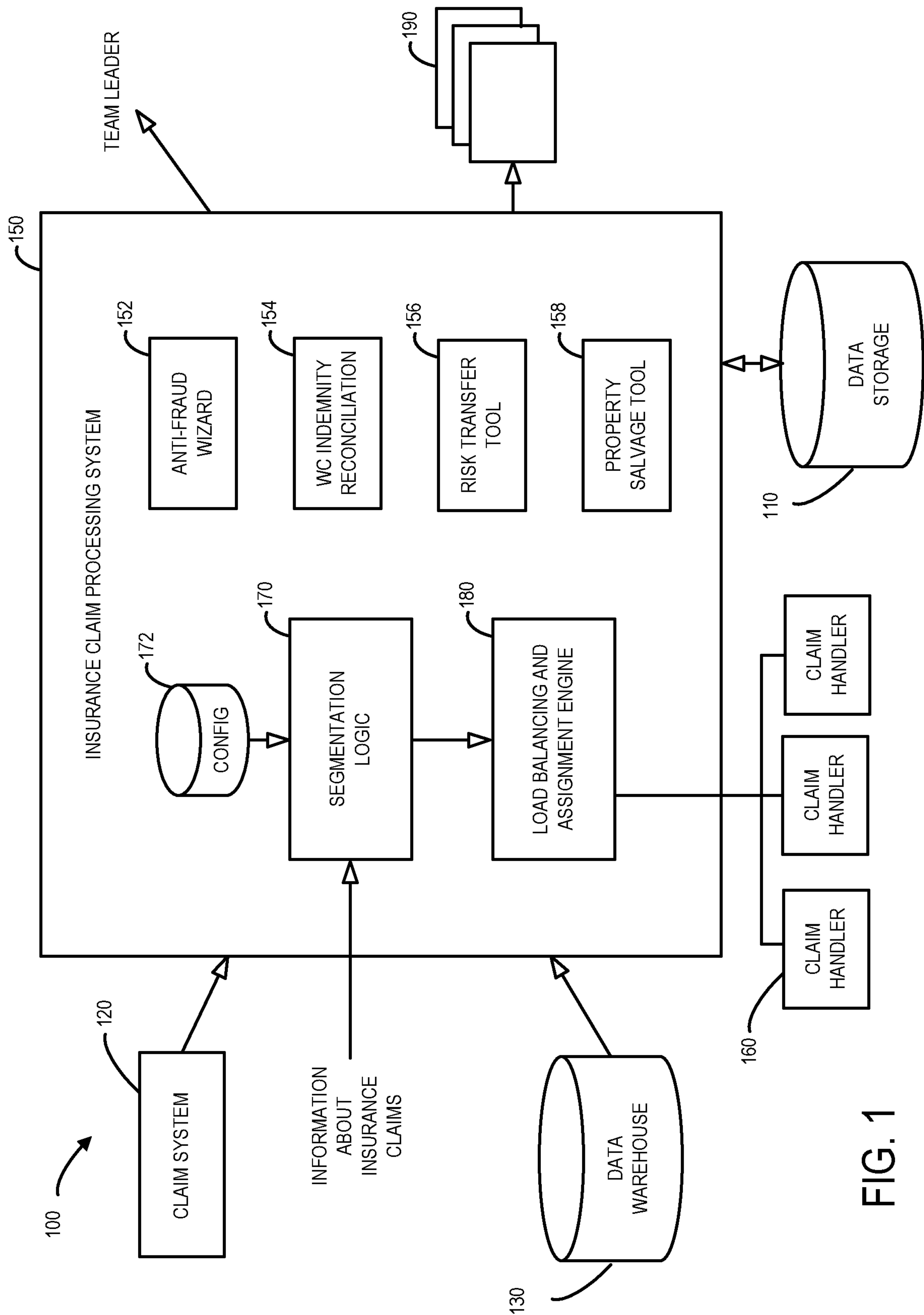


FIG. 1

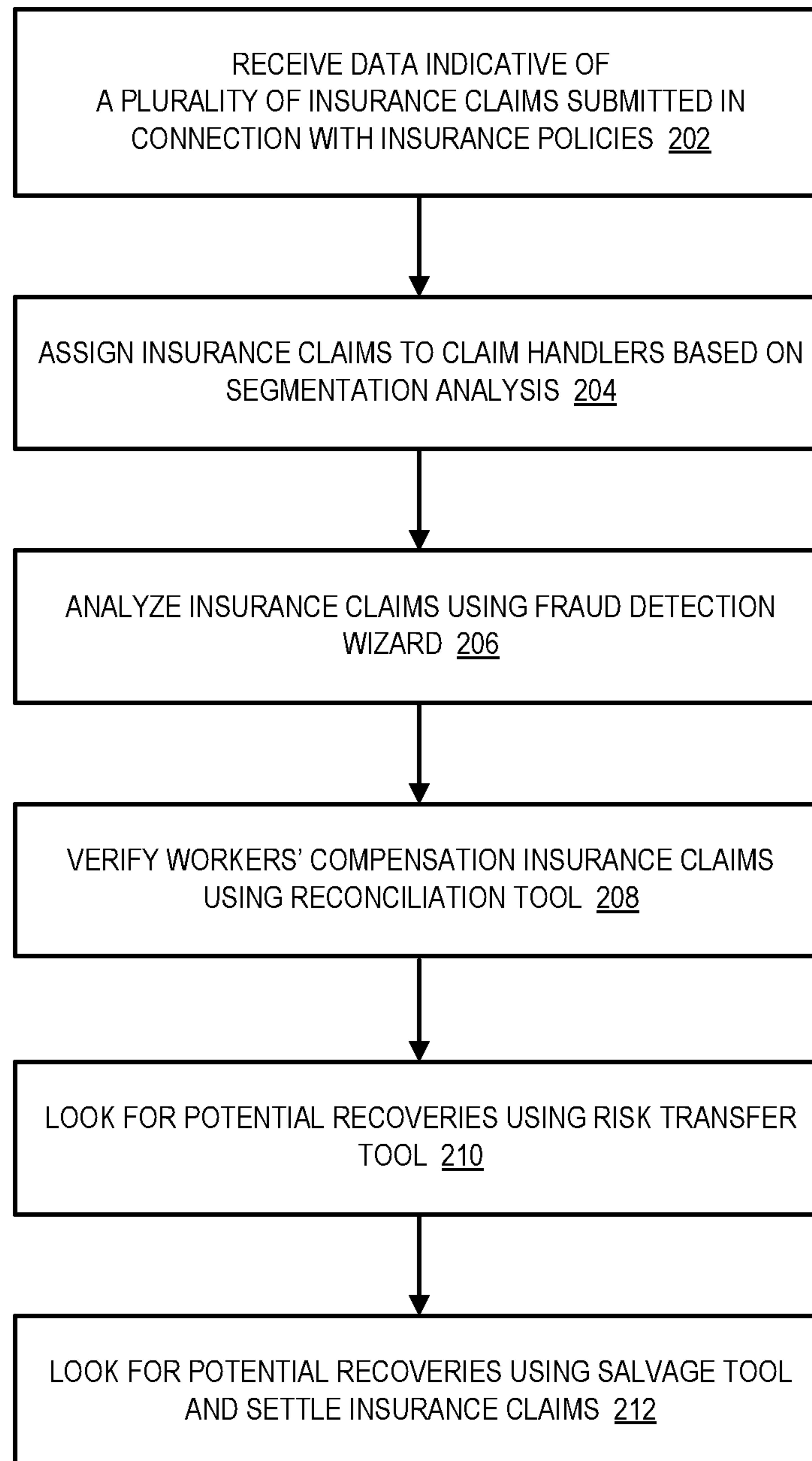


FIG. 2

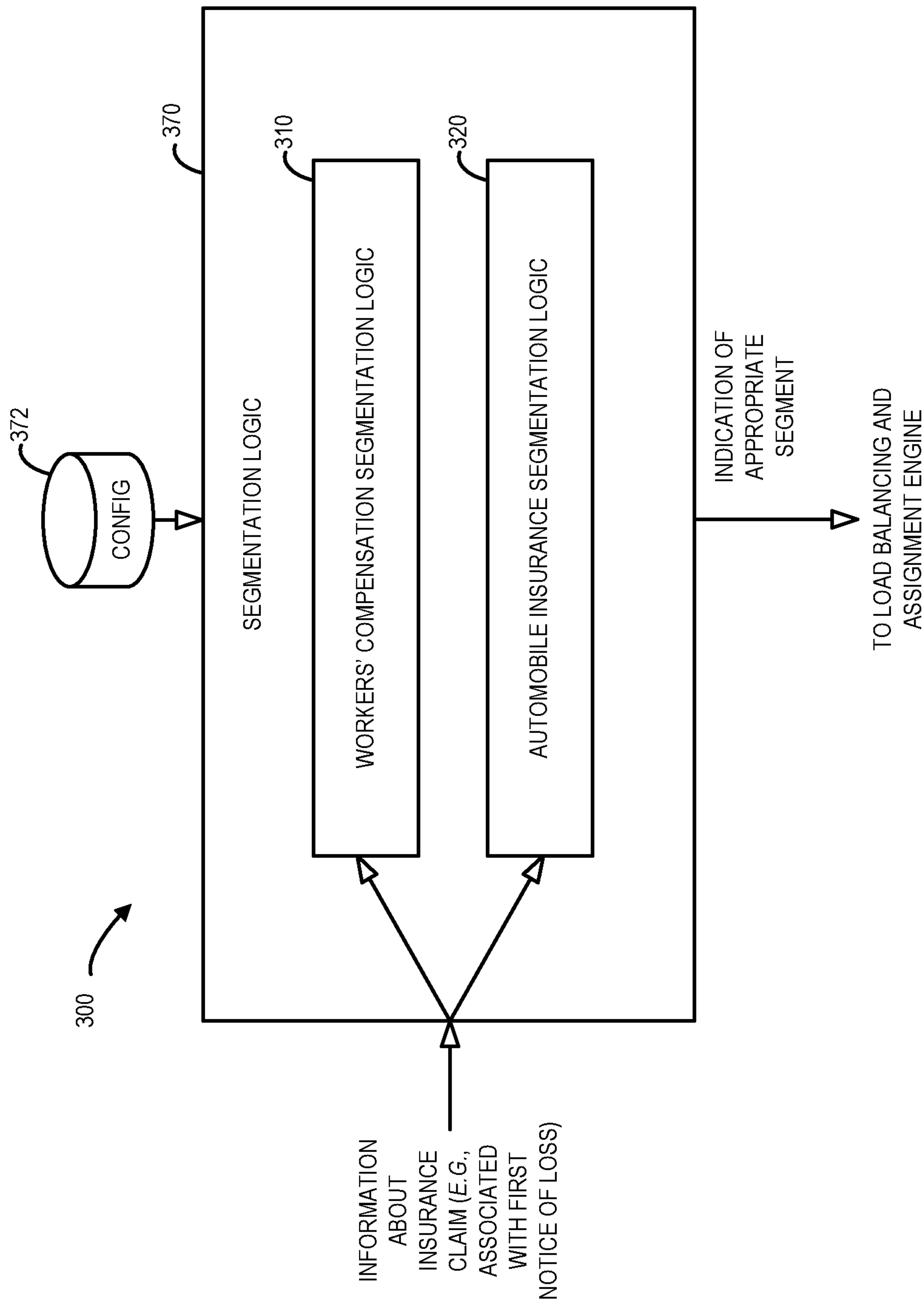


FIG. 3



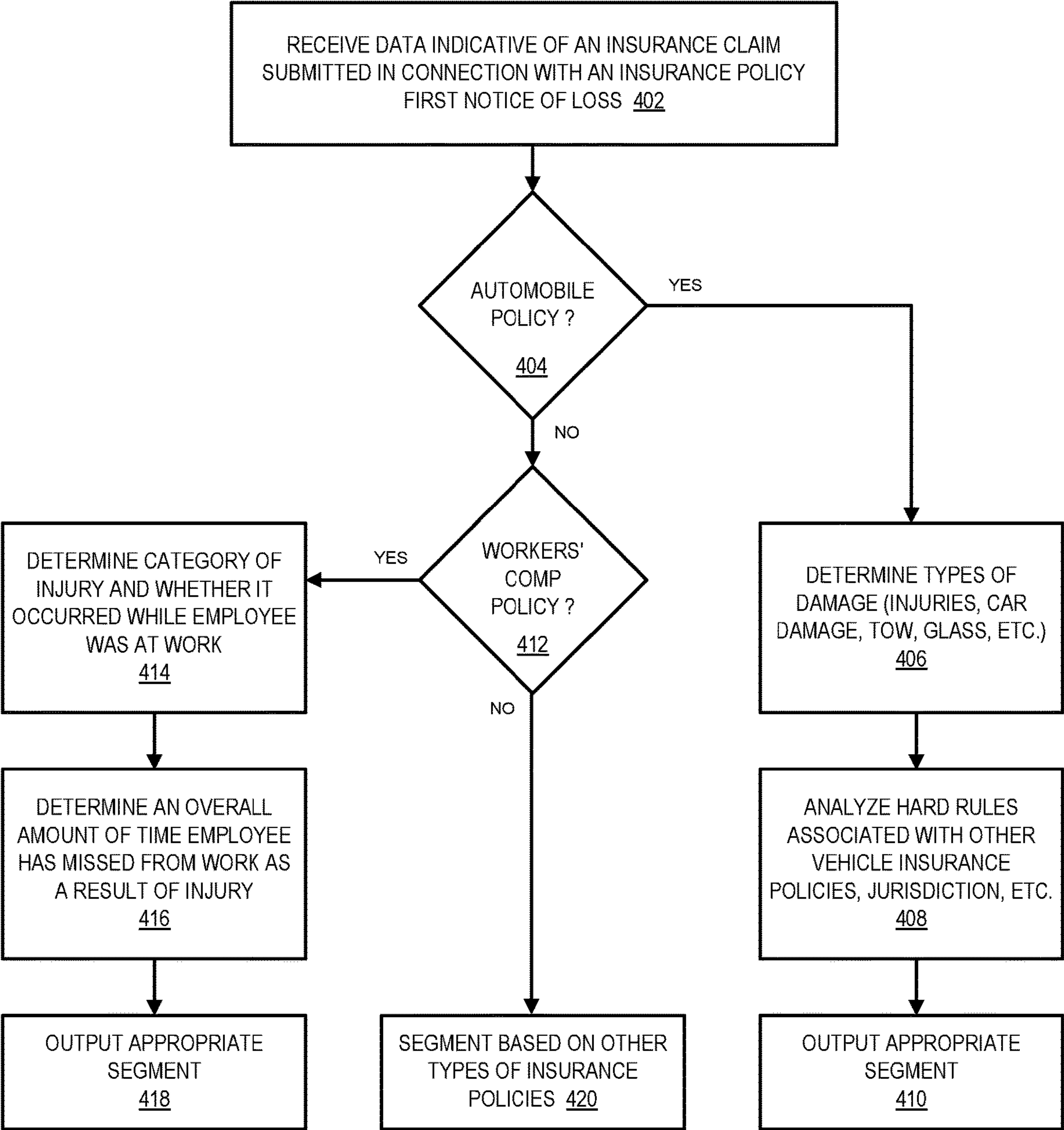


FIG. 4

500

INSURANCE CLAIM PROCESSING SYSTEM

←

→

↺

↻

🏠

🔍

👜

📅

📁

🔒

❌

?!/

[-]

[+]

[X]

INSURANCE CLAIM PROCESSING SYSTEM: SEGMENTATION CONFIGURATION TABLE

CONFIGURATION TABLE:  
WORKERS' COMPENSATION  
INSURANCE CLAIM SEGMENTS

CLAIM SEGMENT DESCRIPTION	SEGMENT RANK
BASIC	0
CORE	1
UNKNOWN	2
INTERMEDIATE	3
HIGH EXPOSURE	4
SPECIALIZED	5

SAVE

DEFAULT VALUES

510

550

FIG. 5

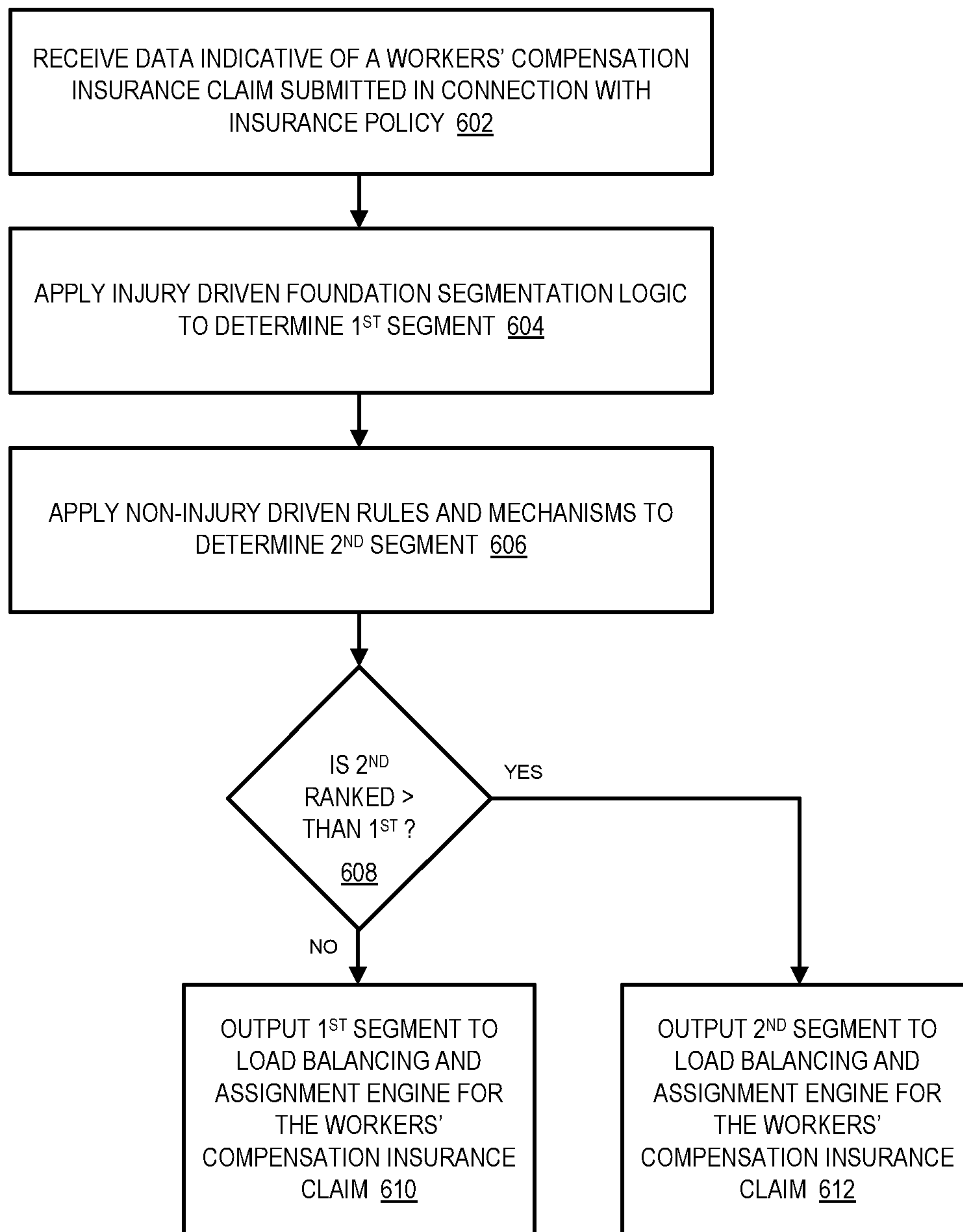


FIG. 6



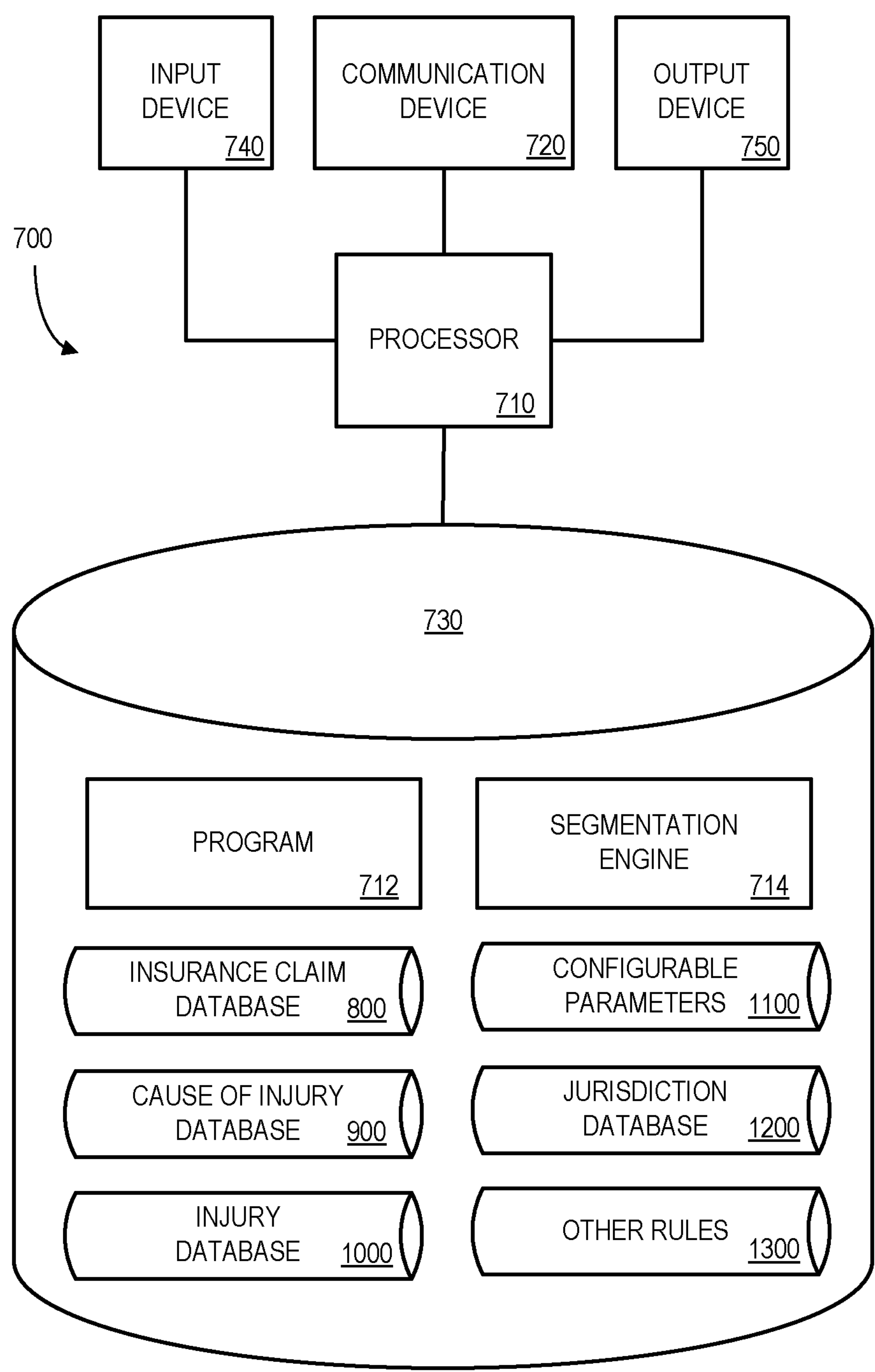


FIG. 7

800 

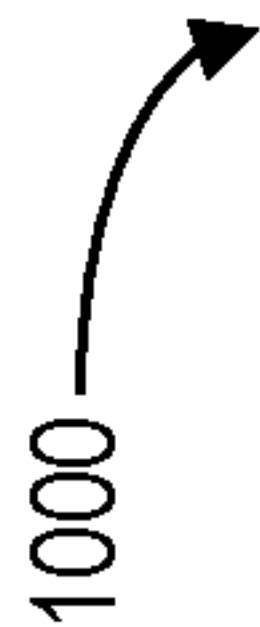
CLAIM IDENTIFIER 802	INSURANCE TYPE 804	JURISDICTION 806	CAUSE OF INJURY 808	AMOUNT OF TIME EMPLOYEE WILL MISS FROM WORK 810	SEGMENT 812
C_100001	WORKERS' COMPENSATION	NY	COL_103	NONE	BASIC
C_100002	WORKERS' COMPENSATION	CT	COL_101	2 WEEKS	INTERMEDIATE
C_100003	WORKERS' COMPENSATION	MI	COL_101	4 MONTHS	HIGH EXPOSURE
C_100004	HOMEOWNERS LIABILITY	FL	NONE	NA	HIGH
C_100005	PERSONAL PROPERTY	CA	NONE	NA	SPECIALIZED

FIG. 8

900 

CAUSE OF INJURY IDENTIFIER 902	CAUSE OF INJURY 904	EXCLUDE NEW EE 906	CLAIM DESCRIPTION 908
COL_101	BURN OR SCALD - HEAT OR COLD EXPOSURE	NO	ABSORPTION - CAUSTIC/NOXIOUS/TOXIC SUBSTANCE
COL_102	CUT, PUNCTURE, SCRAPE	NO	STRUCK AGAINST MOVING OBJECT
COL_103	FALL, SLIP OR TRIP INJURY	NO	SLIP OR FALL ON STAIR/ESCALATOR/ELEVATOR
COL_104	STRAIN OR INJURY BY	YES	ACUTE TRAUMA - HANDLING/THROWING OBJECT
COL_105	MOTOR VEHICLE	NO	VEHICLE ACCIDENT - CONVEYANCE/PUBLIC TRANSPORTATION

FIG. 9

1000 

INJURY IDENTIFIER 1002	BODY PART 1004	EXCLUDE NEW EE 1006	INJURY DESCRIPTION 1008
INJ_001	ANKLE	NO	INFECTION
INJ_002	ELBOW	NO	NERVE DAMAGE
INJ_003	HEAD - SKULL	NO	ABRASION
INJ_004	FACIAL SOFT TISSUE	NO	LACERATION
INJ_005	INTERNAL ORGANS	NO	FOOD POISONING

FIG. 10

1100




CONFIGURABLE PARAMETER IDENTIFIER 1102	INSURANCE TYPE 1104	OVERRIDE 1106	PARAMETER DESCRIPTION 1108	PARAMETER VALUE 1110
CP_001	WORKERS' COMPENSATION	YES	AGE AT WHICH CORE IS LOWEST POSSIBLE RANK	60
CP_002	WORKERS' COMPENSATION	NO	CLAIMANT AIRLIFTED = TRUE	RANK = HIGH EXPOSURE
CP_003	WORKERS' COMPENSATION	NO	PRIOR INJURY TO SAME BODY PART	RANK = AT LEAST INTERMEDIATE
CP_004	AUTOMOBILE	NO	GLASS CLAIM ONLY	RANK = BASIC
CP_005	AUTOMOBILE	YES	LEGAL REPRESENTATIVE = TRUE	RANK = AT LEAST INTERMEDIATE

FIG. 11



1200



JURISDICTION 1202	INSURANCE TYPE 1204	RULE 1206
NY	WORKERS' COMPENSATION	CLAIM HANDLER MUST BE IN-STATE
CT	WORKERS' COMPENSATION	AVERAGE WEEKLY WAGE STATUTORY MINIMUM = \$400
VA	AUTOMOBILE	USE FORM TYPE "WAGE LOSS"
CT	AUTOMOBILE	GENERATE NOTE "DETERMINE BASIC REPARATION BENEFITS"
CA	AUTOMOBILE	IF AVAILABLE, USE IN-STATE CLAIM HANDLER

FIG. 12

1300



RULE IDENTIFIER	RULE
<u>1302</u>	<u>1304</u>
R_001	IF WORKERS' COMPENSATION CLAIM TYPE IS "LONGSHORE," SEGMENT = "SPECIALIZED"
R_002	IF WORKERS' COMPENSATION CLAIM IS ASSOCIATED WITH LOST TIME, MINIMUM SEGMENT = "CORE"
R_003	IF HOSPITALIZED IN BURN UNIT, SEGMENT = "HIGH EXPOSURE"
R_004	IF IDENTIFIED AS HIGH OR LOW BMI CO-MORBIDITY PRESENT, SEGMENT = "SPECIALIZED"

FIG. 13

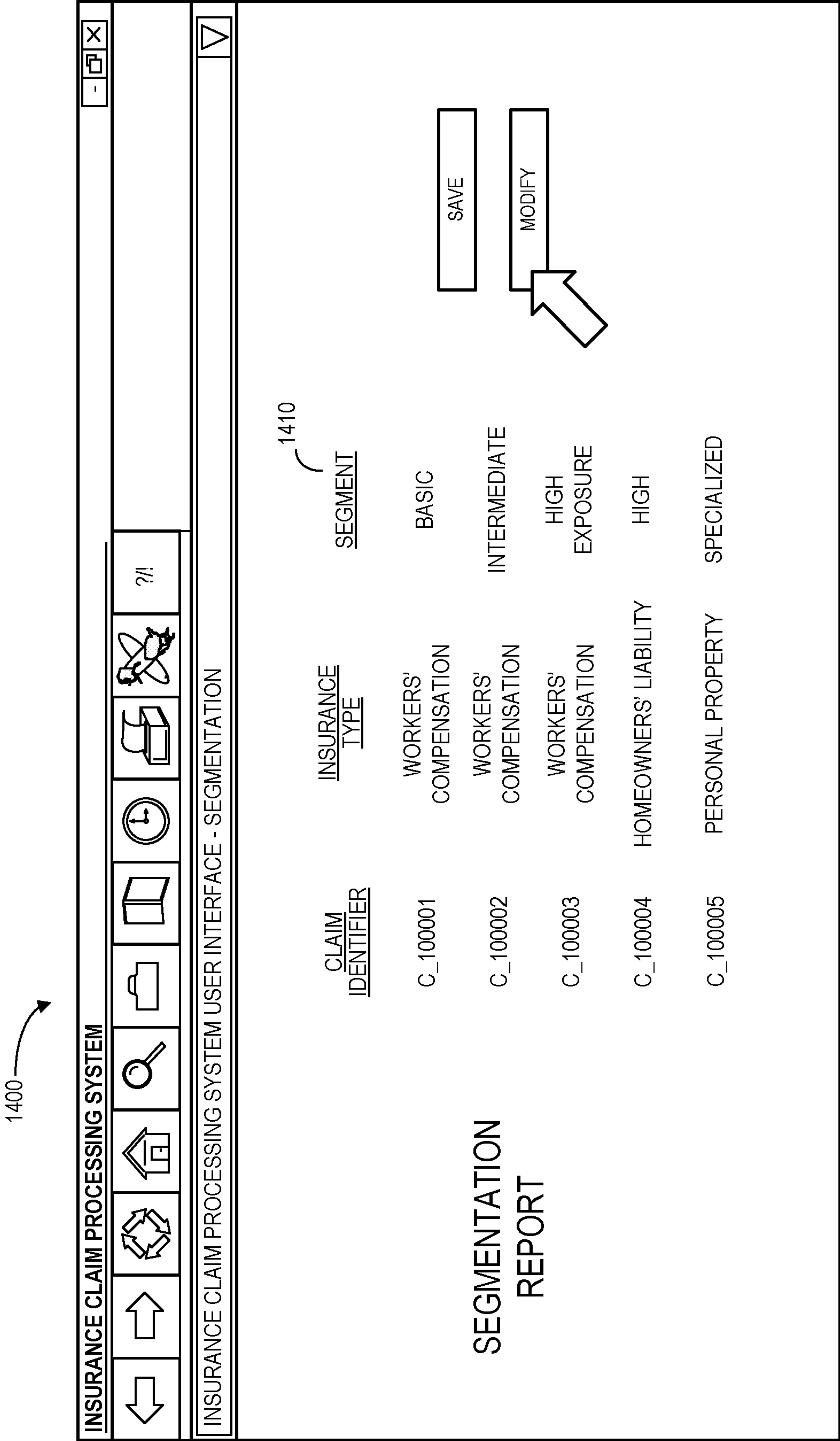


FIG. 14

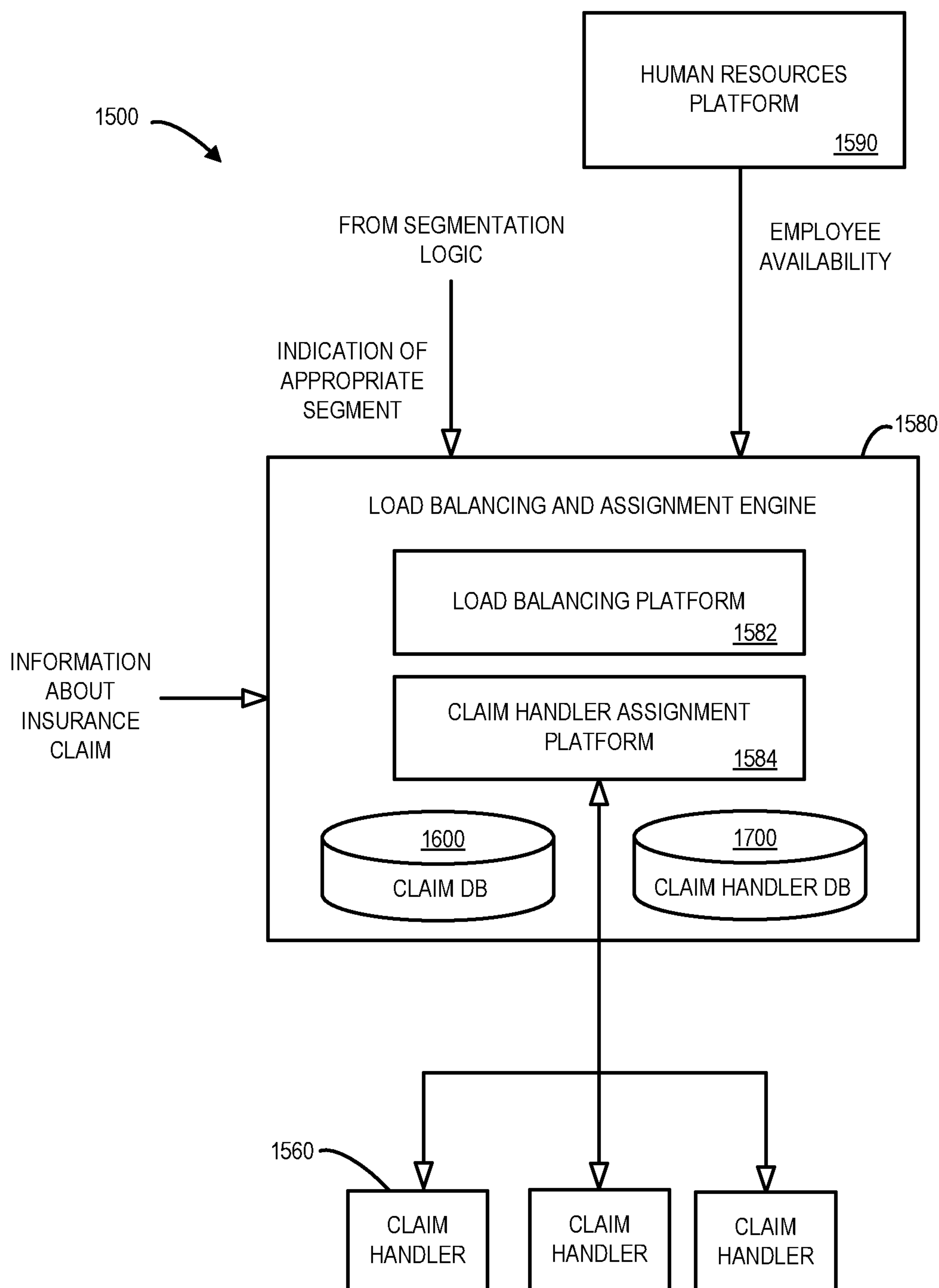


FIG. 15

1600



CLAIM IDENTIFIER 1602	INSURANCE TYPE 1604	SEGMENT 1606	ASSIGNED CLAIM HANDLER IDENTIFIER 1608
C_100001	WORKERS' COMPENSATION	BASIC	H_301
C_100002	WORKERS' COMPENSATION	INTERMEDIATE	H_302
C_100003	WORKERS' COMPENSATION	HIGH EXPOSURE	H_301
C_100004	HOMEOWNERS' LIABILITY	HIGH	H_632
C_100005	PERSONAL PROPERTY	SPECIALIZED	H_017

FIG. 16



1700 

CLAIM HANDLER IDENTIFIER 1702	CONTACT 1704	LOAD FACTOR 1706	CURRENT CLAIMS 1708	UPCOMING PAID TIME OFF 1710	REQUEST MORE 1712
H_101	(123) 555-5555	100%	30	NONE	YES
H_102	JANE@INSURANCECO.COM	80%	25	NONE	NO
H_103	(123) 555-5555	110%	5	MAY 15 TO 20, 2018	NO
H_104	1234.1234.1234.1234	125%	45	NONE	YES
H_105	(456) 555-5555	90%	21	MAY 18, 2018 (½ DAY)	NO

FIG. 17

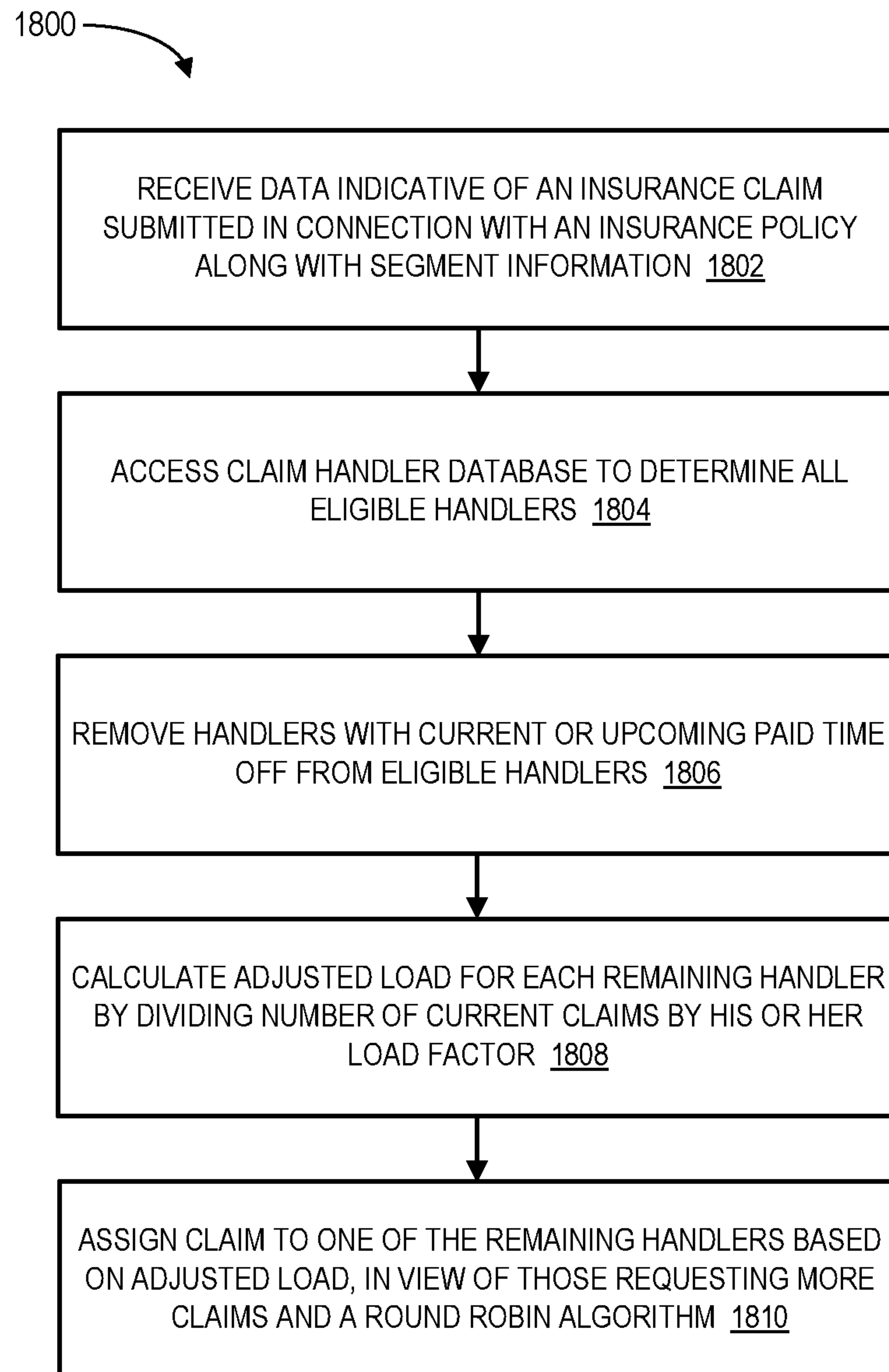


FIG. 18

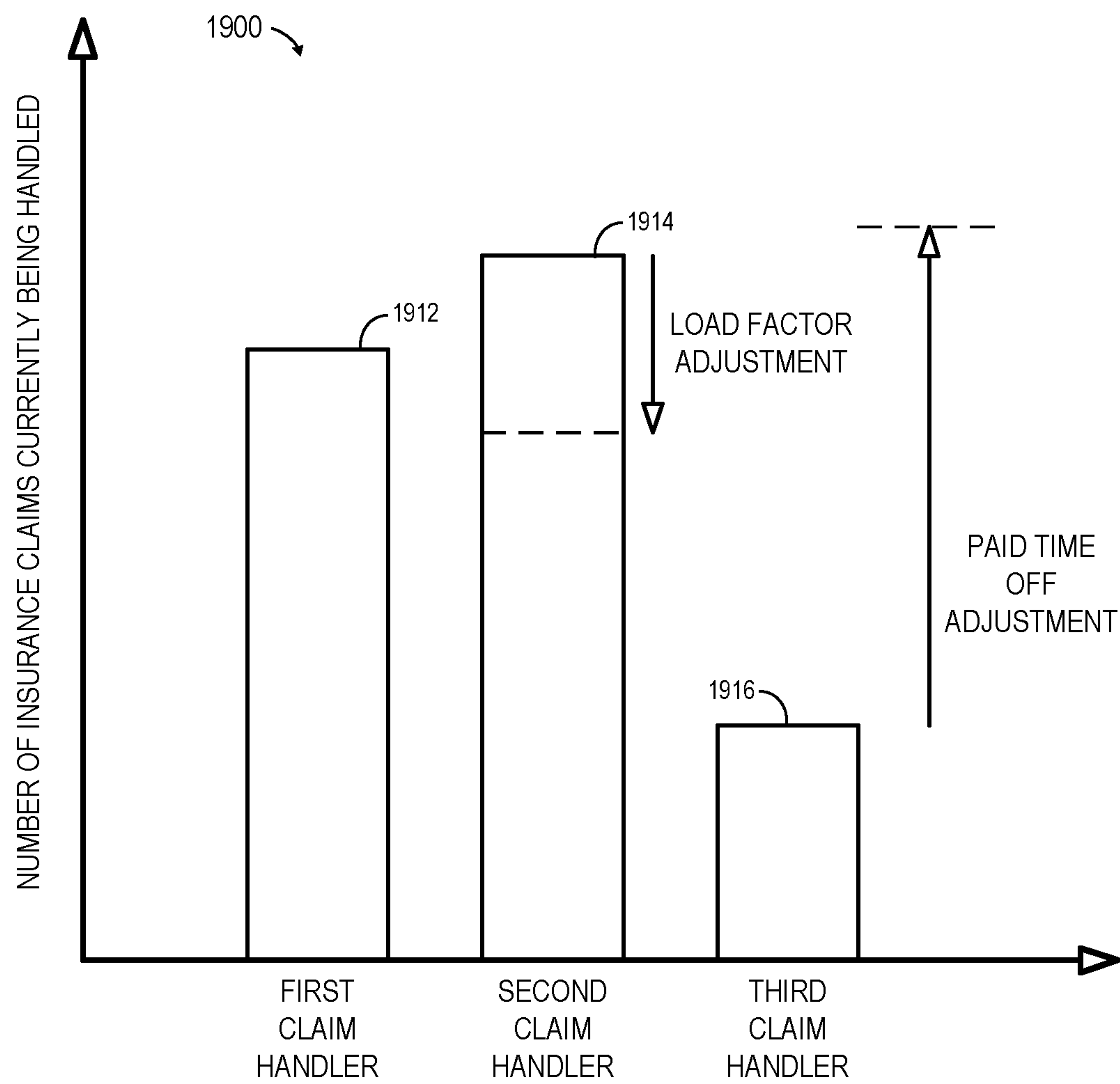


FIG. 19

2000

INSURANCE CLAIM PROCESSING SYSTEM

←

→

↻

🏠

🔍

📁

📖

🕒

📄

🔗

?!

[-]

[X]

INSURANCE CLAIM PROCESSING SYSTEM: ASSIGNMENT PREFERENCES TABLE

ASSIGNMENT PREFERENCES TABLE

LINE OF BUSINESS TYPE

AUTO

	2020	2022	2024	2026	2028	2030	2032	2034	2036
OFFICE	SEGMENT	MONDAY OVERFLOW	STANDARD OVERFLOW	OVERFLOW SEGMENT	OVERFLOW QUEUE	DIRECT ASSGN QUEUE	NIGHT QUEUE	EXCEPTION QUEUE	
CENTRAL AUTO	LARGE LOSS					AUTO A		EXCEPTION 1	
CENTRAL AUTO	LIT					LIT A		EXCEPTION 2	
CENTRAL AUTO	CAS 3							CAS EXCEPTION	
MIDWEST	CAS 2					EXCEPTION 1		CAS EXCEPTION	
MIDWEST	CAS 1							CAS EXCEPTION	

DEFAULT VALUES

SAVE

FIG. 20

2100

INSURANCE CLAIM PROCESSING SYSTEM

←

→

↻

🏠

🔍

👜

📖

🕒

📄

🚫

?!/

[-]

☐

✕

INSURANCE CLAIM PROCESSING SYSTEM: DEDICATED HANDLER MANAGER

DEDICATED HANDLER MANAGER

EFFECTIVE DATE

3/15/2018

INACTIVE DATE

3/15/2019

ASSIGNED HANDLER

2130

ADD

2140

PRIMARY?	HANDLER
Y	H_101: JANE SMITH
N	H_278: JOHN WEST
N	H_765: MARY GREENE

2150

INSURANCE POLICY

ID123456

2110

UPDATE

CANCEL

FIG. 21



2200

INSURANCE CLAIM PROCESSING SYSTEM

←

→

?!/

[-]

INSURANCE CLAIM PROCESSING SYSTEM: CATASTROPHE MANAGEMENT TABLE

CATASTROPHE MANAGEMENT TABLE

2220

STATUS	CATASTROPHE NAME	IDENTIFIER	BEGIN DATE	END DATE
ACTIVE	CAT 01 WINTER WEATHER	0001	3/3/2018	3/18/2018
INACTIVE	HURRICANE SARAH	0011	12/29/2017	2/10/2018
INACTIVE	CAT 01 WINTER WEATHER	0012	3/3/2018	3/6/2018
ACTIVE	WILD FIRE	0013	2/25/2018	3/30/2018
ACTIVE	FLOOD 2/2/2017	0014	3/10/2018	4/10/2018

2210

ADD CATASTROPHE

2226

DEFAULT VALUES

2228

SAVE

FIG. 22

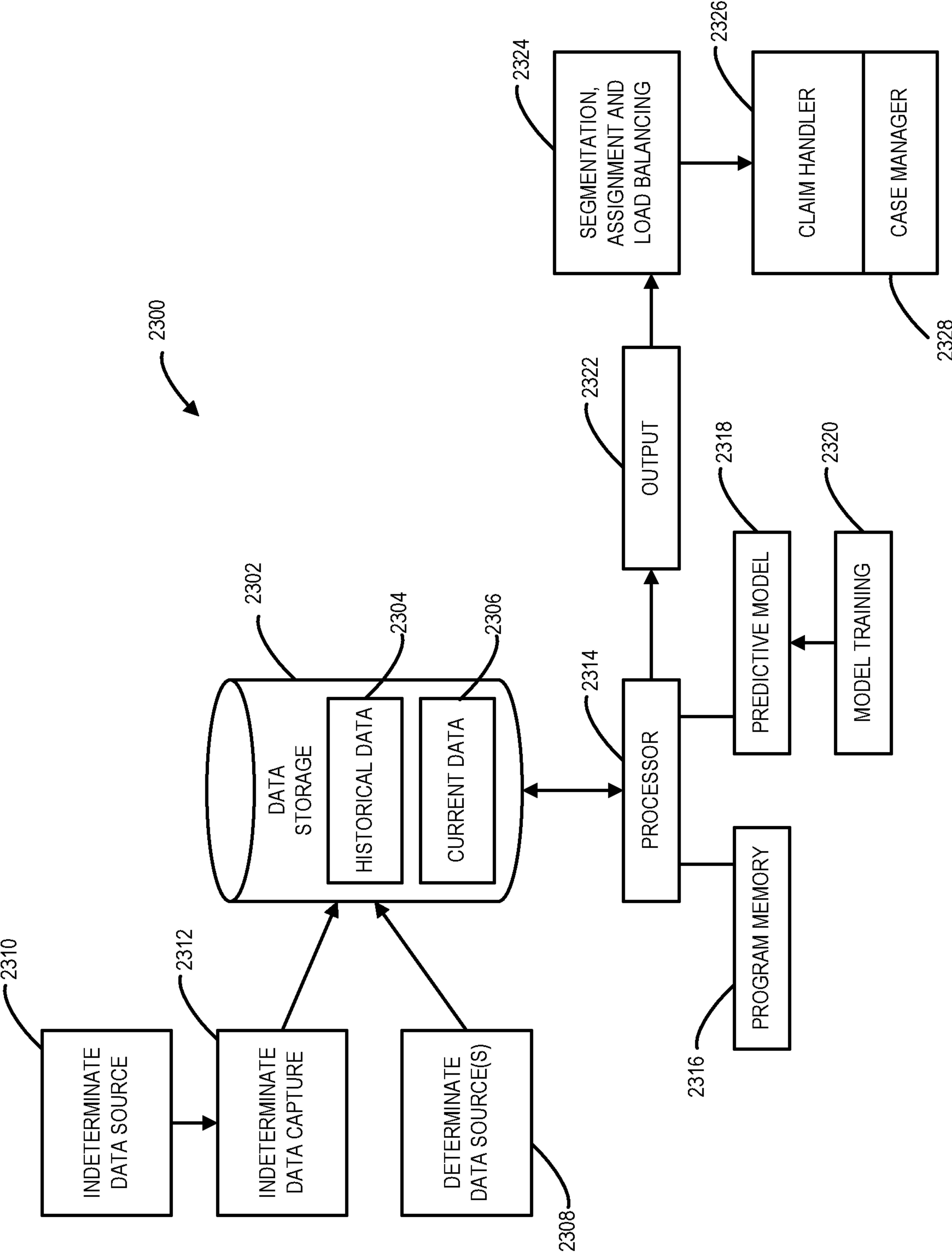


FIG. 23

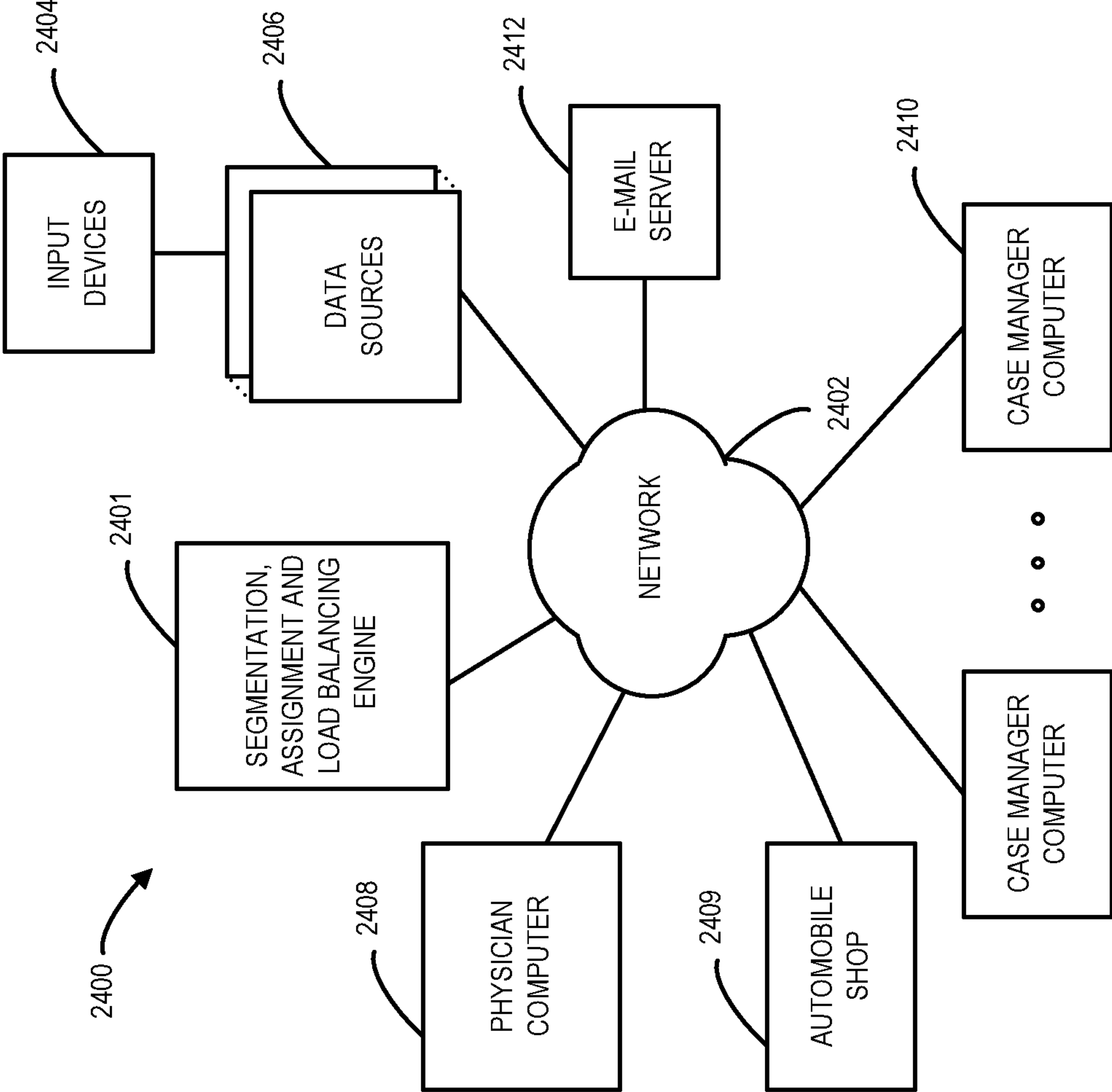


FIG. 24

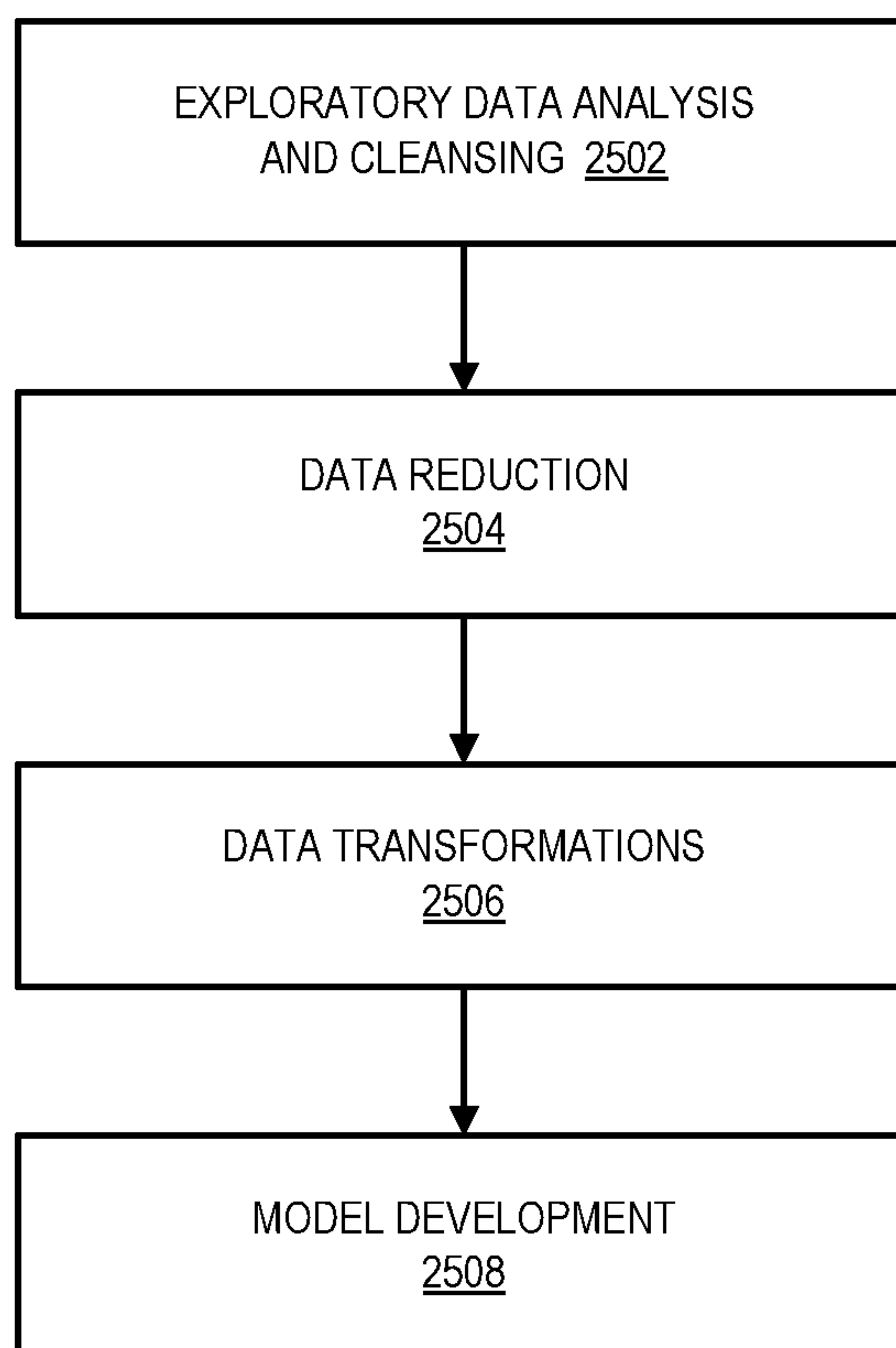


FIG. 25

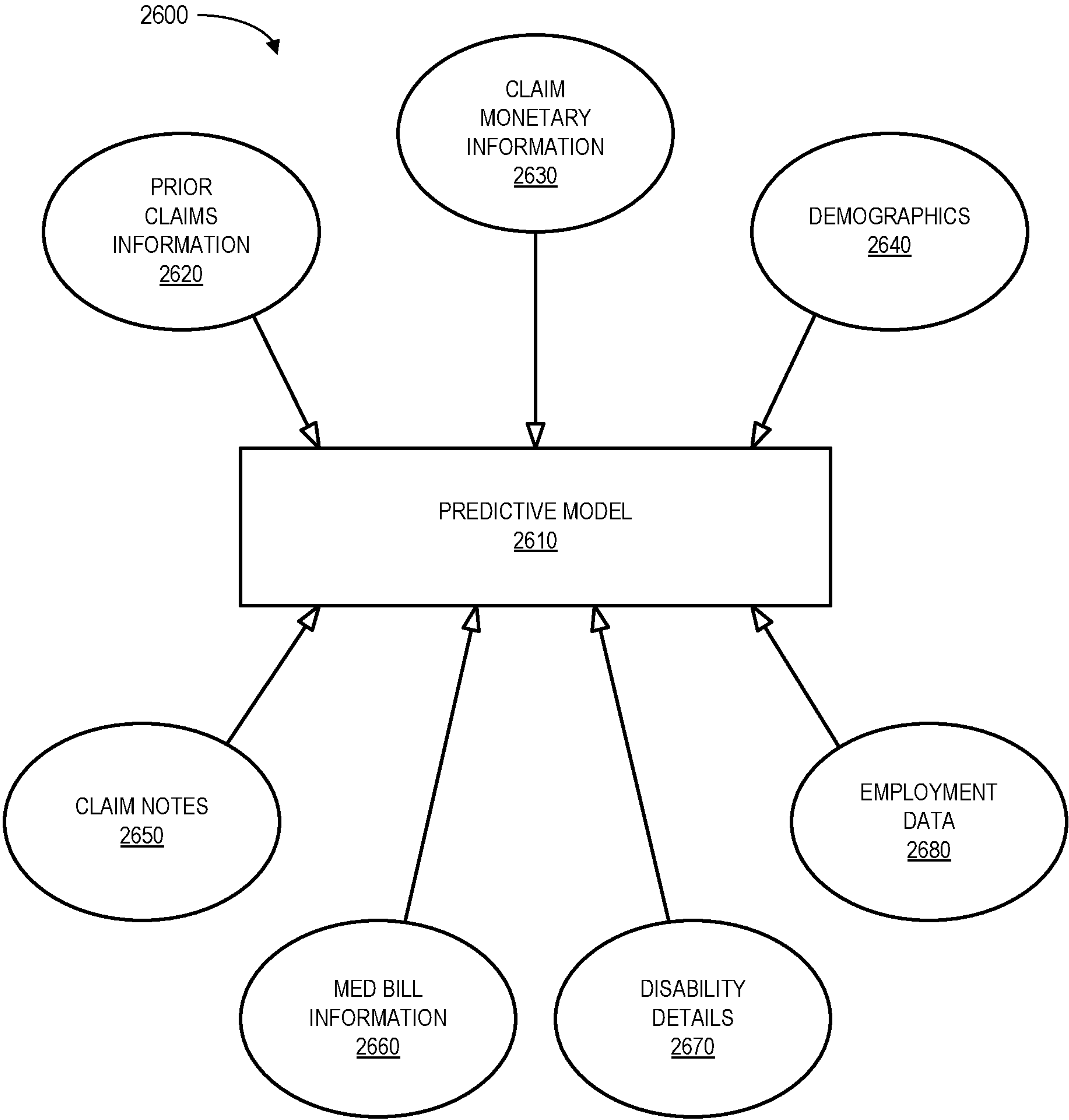


FIG. 26



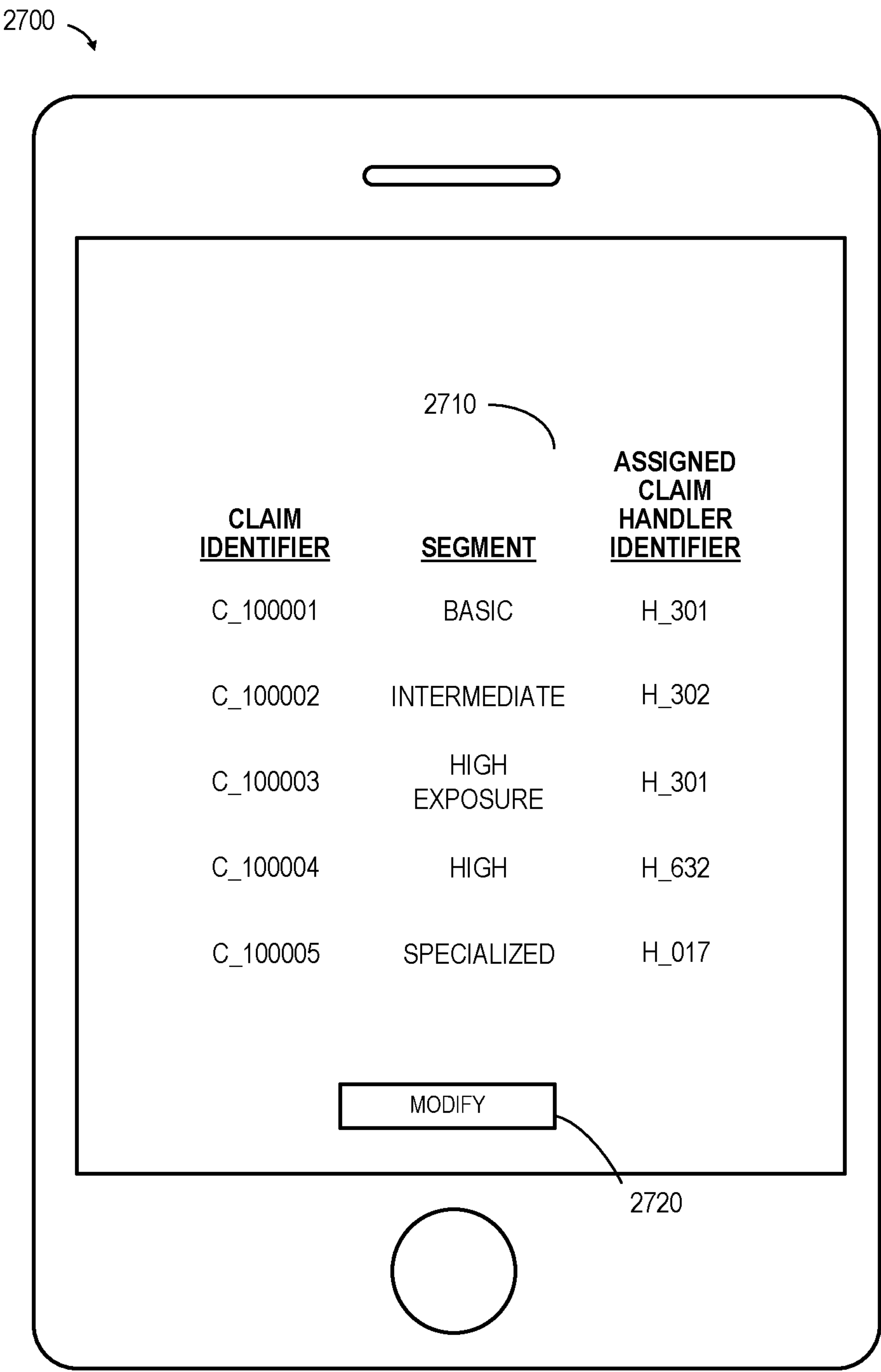


FIG. 27

## LOAD BALANCING AND SEGMENTATION SYSTEM

### CROSS-REFERENCE TO RELATED APPLICATIONS

The present application is a continuation of co-pending U.S. patent application Ser. No. 16/284,286, entitled "SEGMENTATION AND BALANCING SYSTEM" filed Feb. 25, 2019, which claims priority to U.S. patent application Ser. No. 14/530,063, entitled "SYSTEM FOR CLAIM LOAD BALANCING" filed Oct. 31, 2014, which claims priority to U.S. Provisional Patent Application 62/046,348, entitled "SYSTEM FOR CLAIM DATA SEGMENTATION AND LOAD BALANCING" filed Sep. 5, 2014. The entire content of these applications are incorporated herein by reference for all purposes.

### FIELD OF THE INVENTION

The present invention relates to computer systems and more particularly to computer systems that provide an automated insurance claim processing system.

### BACKGROUND

An insurer may provide payments when claims are made in connection with an insurance policy. For example, an employee who is injured while working might receive payments associated with a workers' compensation insurance policy purchased by his or her employer. Similarly, a person involved in an automobile accident may receive a payment in connection with an automobile insurance policy. The insurer may assign a claim handler to communicate with a claimant, an employer, another insurer, and/or medical service providers to help determine the appropriate amount of payment. Note that submitted claims may involve various amounts of work by a claim handler. For example, one type or segment of insurance claim might be relatively straightforward while another segment of claims involve complex determinations of liability and/or injury issues.

In one approach, a received insurance claim is simply assigned to a claim handler in a random or round robin manner. This, however, might lead to one claim handler having a significantly more complex workload as compared to another claim handler. Moreover, manually determining the complexity of an insurance claim, and/or which claim handler it should be assigned, can be a time consuming and error prone task, especially when there are a substantial number of claims, of many different types, to be analyzed. For example, an insurer might receive tens of thousands of new insurance claims each year (which might represent a billion dollars of potential liability). It would therefore be desirable to provide systems and methods to facilitate the assignment of insurance claims to appropriate segments and/or to claim handlers in an automated, efficient, and accurate manner.

### SUMMARY

According to some embodiments, systems, methods, apparatus, computer program code and means may facilitate the assignment of insurance claims to appropriate segments and/or claim handlers. In some embodiments, a communication device may receive data indicative of a plurality of insurance claims along with an indication of an appropriate claim segment classification for each insurance claim. A first

claim handler may then be automatically selected for a first insurance claim based at least in part on: (i) a first segment classification associated with the first insurance claim, (ii) numbers of other insurance claims currently assigned to claim handlers, and (iii) load factors associated with claim handlers. An indication of the selected first claim handler may then be transmitted.

A technical effect of some embodiments of the invention is an improved and computerized method to facilitate the assignment of insurance claims to appropriate segments and/or claim handlers. With these and other advantages and features that will become hereinafter apparent, a more complete understanding of the nature of the invention can be obtained by referring to the following detailed description and to the drawings appended hereto.

### BRIEF DESCRIPTION OF THE DRAWINGS

FIG. 1 is block diagram of a system according to some embodiments of the present invention.

FIG. 2 illustrates a method that might be performed in accordance with some embodiments.

FIG. 3 is block diagram of a segmentation system according to some embodiments of the present invention.

FIG. 4 is an example of a method that might be performed according to some embodiments.

FIG. 5 illustrates a screen display of a configurable insurance claim segment ranking table in accordance with some embodiments.

FIG. 6 is an example of a method that might be performed according to some embodiments.

FIG. 7 is block diagram of a segmentation tool or platform according to some embodiments of the present invention.

FIG. 8 is a tabular portion of an insurance claim database according to some embodiments.

FIG. 9 is a tabular portion of a cause of injury database according to some embodiments.

FIG. 10 is a tabular portion of an injury database according to some embodiments.

FIG. 11 is a tabular portion of a configurable parameters database according to some embodiments.

FIG. 12 is a tabular portion of a jurisdiction database according to some embodiments.

FIG. 13 is a tabular portion of a database of other rules according to some embodiments.

FIG. 14 illustrates a screen display of a segmentation report in accordance with some embodiments.

FIG. 15 is block diagram of a load balancing and assignment system according to some embodiments of the present invention.

FIG. 16 is a tabular portion of a claim database according to some embodiments.

FIG. 17 is a tabular portion of a claim handler database according to some embodiments.

FIG. 18 is an example of a method that might be performed according to some embodiments.

FIG. 19 is a graph illustrating overall numbers of insurance claims that are currently being processed by claim handlers via an expedited workflow in accordance with some embodiments.

FIG. 20 illustrates a screen display of an assignment preferences table in accordance with some embodiments.

FIG. 21 illustrates a screen display of a dedicated claim handler manager in accordance with some embodiments.

FIG. 22 illustrates a screen display of a catastrophe management table in accordance with some embodiments.



## 3

FIG. 23 is a partially functional block diagram that illustrates aspects of a computer system provided in accordance with some embodiments of the invention.

FIG. 24 is a block diagram that provides another representation of aspects of the system of FIG. 20.

FIG. 25 is a flow chart illustrating how a predictive model might be trained according to some embodiments.

FIG. 26 illustrates predictive model inputs according to some embodiments.

FIG. 27 illustrates a handheld device displaying information about an insurance claim processing system in accordance with some embodiments.

## DETAILED DESCRIPTION

An insurer may provide payments when claims are made in connection with an insurance policy, such as a workers' compensation or automobile insurance policy. Note that embodiments may also be associated with other types of insurance, including long term disability insurance, short term disability insurance, flexible combinations of short and long term disability insurance, homeowners insurance, property insurance, general liability insurance, commercial insurance, and/or personal insurance.

Manually determining the complexity of each received insurance claim and/or which claim handler should be assigned to that claim can be time consuming and difficult task, especially when there are a substantial number of claims to be analyzed. It would therefore be desirable to provide systems and methods to facilitate the assignment of insurance claims to appropriate segments of complexity and/or to claim handlers. FIG. 1 is block diagram of a system 100 according to some embodiments of the present invention. In particular, the system 100 includes an insurance claim processing system 150 that receives information about insurance claims (e.g., by receiving an electronic file from a team leader, an employer, an employee, an insurance agent, a medical service provider, or a data storage unit 110). According to some embodiments, incoming telephone calls and/or documents from a doctor may be used to create information in a claim system 120 which, in turn, can provide information to the insurance claim processing system 150. In other embodiments, the insurance claim processing system 150 may retrieve information from a data warehouse 130 (e.g., when the insurance claim processing system 150 is associated with an automobile insurance system, some information may be copied from an automobile insurance data warehouse). In other embodiments, some or all of the information about an insurance claim may be received via a claim submission process.

The insurance claim processing system 150 may, according to some embodiments, include segmentation logic 170 that automatically determines an appropriate segment (e.g., based on the likely complexity or liability) for insurance claims (e.g., in accordance with customizable configurations parameters 172). This segmentation information may then be used by a load balancing and assignment engine 180 to select an appropriate claim handler 160 for each insurance claim. According to some embodiments, historical information may be used to generate appropriate segmentation and/or claim assignment rules to be applied based on the specific facts of the insurance claim being processed.

The insurance claim processing system 150 might be, for example, associated with a Personal Computers (PC), laptop computer, an enterprise server, a server farm, and/or a database or similar storage devices. The insurance claim

## 4

processing system 150 may, according to some embodiments, be associated with an insurance provider.

According to some embodiments, an "automated" insurance claim processing system 150 may facilitate the assignment of insurance claims to appropriate segments and/or claim handlers 160. For example, the insurance claim processing system 150 may automatically output a recommended claim segment for a received insurance claim (e.g., indicating that the insurance claim belongs in a "high exposure" segment) which may then be used to facilitate assignment of a claim handler 160. As used herein, the term "automated" may refer to, for example, actions that can be performed with little (or no) intervention by a human. Moreover, any of the embodiments described herein may be "dynamically" performed by monitoring parameters and/or automatically updating outputs in substantially real time.

As used herein, devices, including those associated with the insurance claim processing system 150 and any other device described herein, may exchange information via any communication network which may be one or more of a Local Area Network (LAN), a Metropolitan Area Network (MAN), a Wide Area Network (WAN), a proprietary network, a Public Switched Telephone Network (PSTN), a Wireless Application Protocol (WAP) network, a Bluetooth network, a wireless LAN network, and/or an Internet Protocol (IP) network such as the Internet, an intranet, or an extranet. Note that any devices described herein may communicate via one or more such communication networks.

The insurance claim processing system 150 may store information into and/or retrieve information from the data storage 110. The data storage 110 might be associated with, for example, a client, an employer, or insurance policy and might store data associated with past and current insurance claims and/or payments. The data storage 110 may be locally stored or reside remote from the insurance claim processing system 150. As will be described further below, the data storage 110 may be used by the insurance claim processing system 150 to generate predictive models. According to some embodiments, the insurance claim processing system 150 communicates a recommended claim processing workflow (e.g., expedited or normal workflows), such as by transmitting an electronic file to a claim handler 160, a client device, an insurance agent or analyst platform, an email server, a workflow management system, etc. In other embodiments, the insurance claim processing system 150 might output a recommended claim workflow indication to a team leader who might select a claim handler based on that indication or override the indication based on other factors associated with the insurance claim.

According to some embodiments, the insurance claim processing system 150 further includes an anti-fraud wizard 152 (e.g., to help detect inappropriate insurance claims), a Workers' Compensation ("WC") indemnity reconciliation tool 154 (e.g., to help a claim handler 160 comply with various jurisdiction based regulations), a risk transfer tool 156 (e.g., to help identify other parties who may have liability in connection with an insurance claim), and/or a property salvage tool 158 (e.g., to help identify situations where value may be identified and/or obtained in connection with an insurance claim). Moreover, the insurance claim processing system 150 may transmit information to other devices 190 or applications, such as email servers, report generators, calendar applications, etc. Note that at least some of the tool and other applications associated with the insurance claim processing system 150 might be incorporated



## 5

within, or utilize, an electronic spreadsheet, such as the EXCEL® electronic spreadsheet program available from MICROSOFT®.

Although a single insurance claim processing system **150** is shown in FIG. **1**, any number of such devices may be included. Moreover, various devices described herein might be combined according to embodiments of the present invention. For example, in some embodiments, the claim insurance claim processing system **150** and data storage **110** might be co-located and/or may comprise a single apparatus.

FIG. **2** illustrates a method that might be performed by some or all of the elements of the system **100** described with respect to FIG. **1** according to some embodiments of the present invention. The flow charts described herein do not imply a fixed order to the steps, and embodiments of the present invention may be practiced in any order that is practicable. Note that any of the methods described herein may be performed by hardware, software, or any combination of these approaches. For example, a computer-readable storage medium may store thereon instructions that when executed by a machine result in performance according to any of the embodiments described herein.

At **202**, data may be received indicative of a plurality of insurance claims submitted in connection with insurance policies. The insurance claims might be associated with, for example, workers' compensation insurance claims and/or automobile insurance claims. Note that the data indicative of insurance claims might be received via submitted paper claims, a telephone call center, and/or an online claim submission web site.

At **204**, insurance claims may be assigned to claim handlers based, at least in part, on a segmentation analysis. For example, an insurance claim might be recognized as requiring highly complex handling (e.g., a claim identified as a "longshore" claim) and thus be assigned to a "specialized" segment. As a result, the claim may be assigned to a particular group of claim handlers who have experience with these types of insurance claims.

At **206**, insurance claims may be analyzed using a fraud detection wizard. The fraud detection wizard may, for example, look for suspicious information, patterns, or values within one or more insurance claims (which, when found, may prompt further investigation. At **208**, workers' compensation insurance claims may be verified using a reconciliation tool. For example, different jurisdictions may have different recordkeeping requirement and/or penalties associated with workers' compensation claims and the reconciliation tool may help claim handlers process such claims in an appropriate manner. At **210**, embodiments may look for potential recoveries using a risk transfer tool. According to some embodiments, the risk transfer tool might identify other parties (e.g., other insurance companies, employers, etc. who might be liable for at least a portion of the payments associated with an insurance claim). At **212**, embodiments may look for potential recoveries using a salvage tool (e.g., the salvage value associated with an automobile accident) and the insurance claims may be settled.

FIG. **3** is block diagram of a segmentation system **300** according to some embodiments of the present invention. The segmentation system **300** includes segmentation logic **370** which may be associated with the segmentation logic **170** described with respect to FIG. **1**. According to some embodiments, the segmentation logic **370** automatically determines an appropriate segment (e.g., based on the likely complexity or liability) for insurance claims (e.g., in accordance with customizable configurations parameters **372**). This segmentation information may then be transmitted to a

## 6

load balancing and assignment engine to select an appropriate claim handler for each insurance claim. Note that different types of insurance may be associated with different types of segmentation logic. For example, as illustrated in FIG. **3**, a workers' compensation insurance claim may be processed using workers' compensation segmentation logic **310** while an insurance claim may be processed using automobile insurance segmentation logic **320**.

FIG. **4** illustrates a method that might be performed by some or all of the elements of the system **300** described with respect to FIG. **3** according to some embodiments of the present invention. At **402**, data may be received indicative of a plurality of insurance claims submitted in connection with insurance policies. The insurance claims might be associated with, for example, workers' compensation claims, business insurance claims, homeowners insurance claims, automobile insurance claims, and/or other types of insurance claims. Note that the data indicative of insurance claims might be received via submitted paper claims, a telephone call center, an online claim submission web page, etc. in connection with a First Notice Of Loss ("FNOL"). Although some embodiments are described with respect to a newly received insurance claim, note that any of the embodiments described herein may be performed in connection with an insurance claim currently being processed by a claim handler. For example, if information about the insurance claim changes (e.g., more information about an injury associated with the claim becomes available), the system may dynamically execute segmentation logic and automatically adjust the segment that is associated with the claim. Note that this may, in some cases, result in the insurance claim being assigned to a different claim handler.

At **404**, it may be automatically determined if the insurance claim is associated with a first type of insurance. In the example of FIG. **4**, it is determined if the insurance claim is associated with an automobile insurance policy. If so, embodiments may analyze the received data associated with the insurance claim, in accordance with first segmentation logic, to determine a segment classification appropriate for the insurance claim. In the example of FIG. **4**, embodiments may analyze the types of damage associated with the insurance claim (e.g., whether people were injured, automobiles were damaged, windshields were broken, towing services were required, etc.) at **406**. Embodiment may also analyze one or more hard rules associated with other vehicle insurance policies, state laws, etc. at **408**. As a result of such an analysis, an appropriate segment for the automobile insurance claim may be output at **410**.

If it was determined that the insurance claim was not associated with an automobile insurance policy at **404**, it may be automatically determining if an insurance claim is associated with a second type of insurance. In the example of FIG. **4**, it is determined if the insurance claim is associated with workers' compensation insurance policy at **412**. If so, embodiments may analyze the received data associated with the insurance claim, in accordance with second segmentation logic, to determine a segment classification appropriate for the insurance claim. In the example of FIG. **4**, embodiments may analyze the category of the injury and whether or not the injury occurred while the employee was working at **414**. Embodiment may also analyze how long the employee has been absent from work as a result of the injury at **416**. As a result of such an analysis, an appropriate segment for the workers' compensation claim may be output at **418**.

If the insurance claim is not associated with an automobile or workers' compensation insurance policy, an appro-



priate segment may be determined with other logic at **420**, such as logic associated with homeowners insurance, property insurance, general liability insurance, commercial insurance, and/or personal insurance. By way of examples, segmentation logic might evaluate a potential claim liability, an injury classification, an injury severity, whether or not people were hospitalized and/or admitted to an intensive care unit. As still other example, segmentation logic might evaluate a claimant age (e.g., claims associated with people over 60 years old might require special handling), comorbidity information (e.g., claims associated with people having a Body Mass Index (“BMI”) over a pre-determined threshold value might require special handling), an amount of work absence, jurisdiction information (e.g., claims from New York might be subject to certain restrictions), and/or an indication of potential litigation (e.g., if a particular claimant has legal representation, his or her claim might be assigned to a high risk segment and, as a result, be assigned to special group of claim handlers).

According to some embodiments, segmentation logic may be associated with a segment ranking table. For example, FIG. **5** illustrates a screen display **500** of an insurance claim segment ranking table **510** in accordance with some embodiments. In particular, the table **510** includes the claim segment description and associated segment rank, with higher value ranking indicating more complex and/or higher risk insurance claims. According to some embodiments, the table is configurable, such as by letting an operator select **550** a segment and adjust that segment’s position within the table. For example, the operator might select the “unknown” segment, drag it below the “intermediate” segment, and drop the segment. As a result, “unknown” might be assigned a rank of “3” and intermediate may be assigned a rank of “2.” Such an adjustment to the table **510** may result in different claim handlers being selected for those segments.

FIG. **6** is an example of a method that might be performed according to some embodiments. At **602**, data may be received indicative of a workers’ compensation insurance claim. The data might include, or be supplemented to include, for example: a date and time, a claim number, a claim type, a loss date, a benefit state, a claimant name, a claimant date of birth, a cause of injury, a claim description, a body part, an injury, a return to work date, an indication of whether the claimant was injured doing normal job duties, an employment status, an indication of whether an injury resulted in death, an indication of whether the injury requires surgery, an indication of whether claim involves equipment or machinery, an indication of whether safety equipment was provided, an indication of whether the claim is questionable, and/or an indication of whether and injured worker is represented by an attorney. As still further examples, the data might include a claim description, a type of loss, a body part, an injury, a geographic location, and/or forms and policy endorsements associated with the insurance claim and/or insurance policy.

At **604**, embodiments may apply injury driven foundation logic to determine a first segment for the insurance claim (an injury driven foundation segment). For example, the insurance claim might be associated with an injured finger and, as a result, be assigned to a “core” claim segment (with a rank of 1).

At **606**, embodiments may apply non-injury driven rules and mechanisms to determine a second segment for the insurance claim (a non-injury driven segment). For example, the claimant might be over 60 years old and, as a result, the insurance claim might be assigned to an “intermediate” claim segment.

If the second segment (the non-injury driven segment) is not ranked higher than the first segment (the injury driven foundation segment) at **608**, the first segment (the injury driven foundation segment) is output to a load balancing and assignment engine at **610**. If the second segment (the non-injury driven segment) is ranked higher than the first segment at **608**, the second segment is output to a load balancing and assignment engine at **612**. That is, the higher ranked segment may always be selected for output to the load balancing and assignment engine for processing. The load balancing and assignment engine may then use that higher ranked segment when selecting a claim handler for the insurance claim.

Note that the embodiments described herein may be implemented using any number of different hardware configurations. For example, FIG. **7** illustrates a segmentation platform **700** that may be, for example, associated with the systems **100**, **300** of FIGS. **1** and **3**. The segmentation platform **700** comprises a processor **710**, such as one or more commercially available Central Processing Units (CPUs) in the form of one-chip microprocessors, coupled to a communication device **720** configured to communicate via a communication network (not shown in FIG. **7**). The communication device **720** may be used to communicate, for example, with one or more claim systems, remote team leaders, load balancing and assignment engines, and/or claim handler devices. The segmentation platform **700** further includes an input device **740** (e.g., a mouse and/or keyboard to enter information about segmentation logic) and an output device **750** (e.g., to output an indication of an appropriate segment).

The processor **710** also communicates with a storage device **730**. The storage device **730** may comprise any appropriate information storage device, including combinations of magnetic storage devices (e.g., a hard disk drive), optical storage devices, mobile telephones, and/or semiconductor memory devices. The storage device **730** stores a program **712** and/or a segmentation engine **714** for controlling the processor **710**. The processor **710** performs instructions of the programs **712**, **714**, and thereby operates in accordance with any of the embodiments described herein. For example, the processor **710** may receive data indicative of a plurality of insurance claims submitted in connection with insurance policies. The processor **710** may then automatically determine that a first insurance claim is associated with a first type of insurance and that a second insurance claim is associated with a second type of insurance. The received data associated with the first insurance claim may be analyzed by the processor **710** in accordance with first segmentation logic to determine a first segment classification appropriate for the first insurance claim. Similarly, the received data associated with the second insurance claim may be automatically analyzed the processor **710** in accordance with second segmentation logic to determine a second segment classification appropriate for the second insurance claim. Indications of the first and second segment classifications may then be transmitted (e.g., to a load balancing and assignment engine that automatically selects claim handlers for insurance claims).

The programs **712**, **714** may be stored in a compressed, uncompiled and/or encrypted format. The programs **712**, **714** may furthermore include other program elements, such as an operating system, a database management system, and/or device drivers used by the processor **710** to interface with peripheral devices.

As used herein, information may be “received” by or “transmitted” to, for example: (i) the segmentation platform



700 from another device; or (ii) a software application or module within the segmentation platform 700 from another software application, module, or any other source.

In some embodiments (such as shown in FIG. 7), the storage device 730 further stores an insurance claim data-  
base 800, a cause of injury database 900, an injury database  
1000, a configurable parameters database 1100, a jurisdic-  
tion database 1200, and a database for other rules 1300.  
Examples of databases that may be used in connection with  
the segmentation platform 700 will now be described in  
detail with respect to FIGS. 8 through 13. Note that the  
database described herein is only one example, and addi-  
tional and/or different information may be stored therein.  
Moreover, various databases might be split or combined in  
accordance with any of the embodiments described herein.  
For example, the configurable parameters database 1100  
and/or the database for other rules 1300 might be incorpo-  
rated with the segmentation engine 714.

Referring to FIG. 8, a table is shown that represents the  
insurance claim database 800 that may be stored at the  
segmentation platform 700 according to some embodiments.  
The table may include, for example, entries identifying  
insurance claims being processed in accordance with some  
embodiments described herein. The table may also define  
fields 802, 804, 806, 808, 810, 812 for each of the entries.  
The fields 802, 804, 806, 808, 810, 812 may, according to  
some embodiments, specify: a claim identifier 802, an  
insurance type 804, a jurisdiction 806, a cause of injury 808,  
an amount of time an employee may miss from work 810,  
and a segment 812. The insurance claim database 800 may  
be created and updated, for example, based on insurance  
claim information electrically received on a periodic basis.

The claim identifier 802 may be, for example, a unique  
alphanumeric code identifying an insurance claim that has  
been submitted in connection with insurance policy. The  
insurance type 804 may indicate the type of insurance  
associated with the claim and/or policy. For example, as  
illustrated in FIG. 8 the insurance claim having a claim  
identifier of "C\_100004" is associated with "homeowners  
liability insurance." The jurisdiction 806 might indicate  
where the claim was made and/or where an injury occurred.  
The cause of injury 808 might indicate what type of injury  
is associated with the insurance claim and the amount of  
time an employee may miss from work 810 might indicate,  
for example, that a claimant is likely to be out of work for  
2 weeks because of his or her injury. The segment 812 may  
indicate, for example, the automatically determined segment  
that reflects the insurance claim's level of complexity,  
potential liability, etc.

FIG. 9 is a tabular portion of a cause of injury database  
900 that may be stored at the segmentation platform 700  
according to some embodiments. The table may include, for  
example, entries identifying standard Claim Description  
Code ("CDC") and/or International Statistical Classification  
of Diseases and Related Health Problems ("ICD") codes  
associated with insurance claims. The table may also define  
fields 902, 904, 906, 908 for each of the entries. The fields  
902, 904, 906, 908 may, according to some embodiments,  
specify: a cause of injury identifier 902, a cause of injury  
904, an indication of whether new employees should be  
excluded 906, and a claim description 908. The cause of  
injury database 900 may be created and updated, for  
example, based on publically available and/or internal infor-  
mation electrically updated on a periodic basis.

The cause of injury identifier 902 may be, for example, a  
unique alphanumeric code identifying an injury that might  
be associated with an insurance claim and might be based on

or associated with the cause of injury identifier 808 in the  
insurance claim database 800. The cause of injury 904 might  
provide more detailed information about the injury and the  
indication of whether new employees should be excluded  
906 might indicate, for example, that newly hired claim  
handlers should not handle these types of injuries. Finally,  
the claim description 908 may explain what caused the  
injury (e.g., the cause of injury identifier 902 "COI\_103"  
indicates that the claimant slipped or fell from a stairway,  
escalator, or elevator).

FIG. 10 is a tabular portion of an injury database 1000 that  
may be stored at the segmentation platform 700 according to  
some embodiments. The table may include, for example,  
entries identifying specific injuries suffered by claimants.  
The table may also define fields 1002, 1004, 1006, 1008 for  
each of the entries. The fields 1002, 1004, 1006, 1008 may,  
according to some embodiments, specify: an injury identifier  
1002, a body party 1004, an indication of whether new  
employees should be excluded 1006, and an injury descrip-  
tion 1008. The injury database 1000 may be created and  
updated, for example, based on publically available and/or  
internal information electrically updated on a periodic basis.

The injury identifier 1002 may be, for example, a unique  
alphanumeric code identifying injuries that might be suf-  
fered by claimants. In particular, the body party 1004 may  
indicate where a claimant might be hurt and the indication  
of whether new employees should be excluded 1006 might  
prevent newly hired claim handlers from handling claims  
with this type of injury. The injury description 1008 may  
further describe the injury (e.g., the injury identifier 1002  
"INJ\_004" indicates that the claimant suffered a laceration  
on his or her facial soft tissue).

FIG. 11 is a tabular portion of a configurable parameters  
database 1100 that may be stored at the segmentation  
platform 700 according to some embodiments. The table  
may include, for example, entries identifying parameters  
that can be configured by an operator to adjust segmentation  
logic. The table may also define fields 1102, 1104, 1106,  
1108, 1110 for each of the entries. The fields 1102, 1104,  
1106, 1108, 1110 may, according to some embodiments,  
specify: a configurable parameter identifier 1102, an insur-  
ance type 1104, an override indication 1106, a parameter  
description 1108, and a parameter value 1110. The config-  
urable parameter database 1100 may be created and updated,  
for example, by an administrator, programmer, and/or opera-  
tor of an insurance claim processing system.

The configurable parameter identifier 1102 may be, for  
example, a unique alphanumeric code identifying a param-  
eter that may be used to control segmentation for a particular  
insurance type 1104. The override indication 1106 may  
indicate whether or not this parameter can be changed by  
particular parties. The parameter description 1108 and asso-  
ciated parameter value 1110 may define, for example, logic  
or a rule that can be used when performing segmentation on  
an insurance claim. For example, the configurable parameter  
1102 of "CP\_001" indicates that for workers' compensation  
insurance claims claimants over 60 years old a segment of  
"core" is the lowest ranked segment that is allowed to be  
output for that insurance claim. Moreover, by adjusting the  
parameter value 1110 in the database 1100, this age can be  
adjusted.

FIG. 12 is a tabular portion of a jurisdiction database 1200  
that may be stored at the segmentation platform 700 accord-  
ing to some embodiments. The table may include, for  
example, entries identifying jurisdictions that may be asso-  
ciated with insurance claims. The table may also define  
fields 1202, 1204, 1206 for each of the entries. The fields



## 11

1202, 1204, 1206 may, according to some embodiments, specify: a jurisdiction 1202, an insurance type 1204, and a rule 1206. The jurisdiction database 1200 may be created and updated, for example, by an administrator, programmer, and/or operator of an insurance claim processing system.

The jurisdiction 1202 may be, for example, a unique alphanumeric code identifying a jurisdiction (e.g., a state) for a particular insurance type 1204. Moreover, the rule 1206 may define how insurance claims should be handled within that jurisdiction 1202. For example, in the jurisdiction 1202 of Connecticut, workers' compensation insurance claims might be subject to a statutory minimum average weekly wage of \$400.

FIG. 13 is a tabular portion of a database of other rules 1300 that may be stored at the segmentation platform 700 according to some embodiments. The table may include, for example, entries identifying rules that have been defined to be applied within segmentation logic. The table may also define fields 1302, 1304 for each of the entries. The fields 1302, 1304 may, according to some embodiments, specify: a rule identifier 1302 and the rule 1304. The database of other rules 1300 may be created and updated, for example, by an administrator, programmer, and/or operator of an insurance claim processing system.

The rule identifier 1302 may be, for example, a unique alphanumeric code identifying the rule 1304. For example, the rule identifier 1302 of "R\_001" indicates that for workers' compensation claims, if the claim type is "longshore" then the output segment should be "specialized." As a result, those insurance claims may be assigned to a claim handler within a group of handlers having experience with those types of insurance claims.

The information in the databases described with respect to FIGS. 8 through 13 may be used by a claim processing system (e.g., via segmentation logic within the system) to assign an appropriate segment to each insurance claim. For example, FIG. 14 illustrates a screen display 1400 of a segmentation report in accordance with some embodiments. In particular, the report lists insurance claims along with the segment 1410 that has been assigned to each claim. These segments 1410 may then be used to assign the claims to appropriate claim handlers.

FIG. 15 is block diagram of a load balancing and assignment system 1500 according to some embodiments of the present invention. The system 1500 includes a load balancing and assignment system 1500 includes a load balancing and assignment engine 1580 that may be associated with the load balancing and assignment system engine 180 of FIG. 1. The load balancing and assignment engine 180 may receive indications of segment classifications from segmentation logic. Moreover, a load balancing platform 1582 and/or claim handler assignment platform 1584 may use the segmentation information to assign insurance claims to appropriate claim handlers 1560. A claim database 1600 may store information about insurance claims that have been received by the insurance claim processing system, and a claim handler database 1700 may store information about the claim handlers 1560.

According to some embodiments, the load balancing platform 1582 may help ensure that various claim handlers 1560 work on an appropriate number of insurance claims at any given time. That is, the load balancing platform 1582 may select a claim handler 1560 based at least in part on the total number of insurance claims that are currently assigned to various claim handlers 1560. Moreover, according to some embodiments each claim handler 1560 is associated with a "load factor" that indicates a relative workload (e.g.,

## 12

total number of insurance claims) that might be appropriate for that particular handler 1560. For example, a newly hired claim handler 1560 might be expected to handle fewer insurance claims as compared to a more experienced handler 1560.

Moreover, in some embodiments the load balancing platform may receive an indication of employee availability from a separate human resources platform 1590. The indication of employee availability may reflect, for example, paid time off, sick days, vacation, unpaid absences, an indication that an employee is temporarily away from his or her workstation, or a specific limitation associated with a specific employee (e.g., a particular claim handler might only work four hours per day). According to some embodiments, the load balancing platform 1582 may select a claim handler 1560 based at least in part on scheduled paid time off associated with each claim handler 1560. For example, a claim handler 1560 who is about to take a one week vacation might be expected to handle fewer insurance claims as compared to other claim handlers 1560. Still further, according to some embodiments the load balancing platform 1582 may select a claim handler 1560 based at least in part on a request for more insurance claims received from that claim handler 1560. For example, a claim handler 1560 who indicates he or she is available and able to take on additional cases may be more likely to be assigned a new insurance claim as compared to other claim handlers 1560.

FIG. 16 is a tabular portion of a claim database 1600 that may be stored at the load balancing and assignment engine 1500 according to some embodiments. The table may include, for example, entries identifying claims being handled by the insurance claim processing system. The table may also define fields 1602, 1604, 1606, 1608 for each of the entries. The fields 1602, 1604, 1606, 1608 may, according to some embodiments, specify: a claim identifier 1602, an insurance type 1604, a segment 1606, and an assigned claim handler identifier 1608. The claim database 1600 may be created and updated, for example, based on information electrically received from segmentation logic and/or generated by a load balancing and assignment engine on a periodic basis.

The claim identifier 1602 may be, for example, a unique alphanumeric code identifying a claim being handled by the insurance claim processing system in connection with the insurance type 1604. The segment 1606 may indicate, for example, the complexity and/or level of risk for the claim as was automatically determined by segmentation logic. The assigned claim handler identifier 1608 may indicate, for example, a particular person who has been assigned to work on that insurance claim.

FIG. 17 is a tabular portion of a claim handler database 1700 that may be stored at the load balancing and assignment engine 1500 according to some embodiments. The table may include, for example, entries identifying people who may be selected to handle incoming insurance claims. The table may also define fields 1702, 1704, 1706, 1708, 1710, 1712 for each of the entries. The fields 1702, 1704, 1706, 1708, 1710, 1712 may, according to some embodiments, specify: a claim handler identifier 1702, contact information 1704, a load factor 1706, a number of current claims 1708, upcoming paid time off information 1710, and a request more indication 1712. The claim handler database 1700 may be created and updated, for example, based on information entered by an operator or electronically received from an insurer's human resources department on a periodic basis.

The claim handler identifier 1702 may be, for example, a unique alphanumeric code identifying a person who might



13

be available to work on incoming insurance claims and may be based on or associated with the assigned claim handler identifier **1612** in the claim database **1600**. The contact information **1704** might be a telephone number, email or IP address, etc. indicating how communication with that person might be established.

The load factor **1706** and number of current claims **1708** being worked on by the claim handler may be used to balance workloads between claim handlers. In particular, a higher load factor **1706** may indicate that the claim handler is able to handle more claims as compared to handlers with lower load factors **1706** (with a load factor of 100% being average in the example of FIG. 17). In particular, an adjusted load  $L_{ADJUSTED}$  may be calculated for a claim handler as follows:

$$L_{ADJUSTED} = \frac{\text{NumberOfClaims}_{Current}}{LF}$$

where  $\text{NumberOfClaims}_{Current}$  equals the current claims **1708** and  $LF$  equals the load factor **1706** in the claim handler database. The  $L_{ADJUSTED}$  may then be used to compare workloads between claim handlers and assign new insurance claims as appropriate. In the example of FIG. 17, note that claim handler “H\_101” is currently handling more claims (30 claims) as compared to claim handler “H\_102” (25 claims). A new insurance claim, however, might be more likely to be assigned to “H\_101” because his or her adjusted load (30 divided by 100=0.3) is lower than the adjusted load calculated for “H\_102” (25 divided by 80=0.3125).

The upcoming paid time off information **1710** may indicate, for example, whether the handler associated with the claim handler identifier **1702** has an upcoming vacation scheduled, and the request more indication **1712** may indicate whether or not that particular handler has indicated that he or she is currently looking to take on additional work.

Thus, the information in the database of FIGS. 16 and 17 may be used to assign new insurance claims to claim handlers. For example, FIG. 18 is an example of a method **1800** that might be performed according to some embodiments. At **1802**, data indicative of an insurance claim submitted in connection with an insurance policy may be received along with automatically generated segmentation information. At **1804**, a claim handler database may be accessed to determine a set of all eligible claim handlers for that insurance claim. The set may be based on, for example, the segmentation information and other information about the claim (e.g., the claim might require a Spanish speaking insurance claim handler).

At **1806**, handlers with current or upcoming paid time off (e.g., vacations) may be removed from the set of eligible claim handlers. At **1808**, an adjusted load may be calculated for each remaining handler by dividing the number of claims he or she is currently working on by his or her load factor. At **1810**, the insurance claim may then be assigned to one of the remaining handlers based on the adjusted workloads. According to some embodiments, an insurance claim processing system may also take into consideration those handlers who have requested more work (if any) and/or use a round robin algorithm to resolve situation where multiple handlers are equally suitable to receive an insurance claim.

FIG. 19 is a graph **1900** illustrating overall numbers of insurance claims that are currently being processed by claim handlers via an expedited workflow in accordance with some embodiments. The solid bars in FIG. 19 indicate how

14

many insurance claims each of three handlers are currently working on. That is, a first claim handler is working on fewer claims **1912** as compared to a second claim handler **1914**, and a third claim handler is working the fewest claims **1916**. Thus, a newly received insurance claim might be assigned to the third claim handler (assuming he or she is appropriate in view of the new claim’s segment). However, a paid time off adjustment might be made for the third claim handler because he or she is planning on taking a two week vacation (that is, the paid time off information can be used for more than a simple “removal” of the handler as was described in FIG. 18). As a result of this adjustment, the third claim handler has the highest workload (as illustrated by the dotted line). Moreover, a load factor adjustment has been made for the second claim handler’s workload (as illustrated by the dashed line), perhaps because he or she is more experienced and/or productive as compared to the other handlers. As a result, the second claim handler has the lowest caseload (as illustrated by the dashed line) and would therefore receive the next insurance claim that is received by the insurance claim processing system. According to some embodiments, after selection of a claim handler for an insurance claim, feedback performance data may be evaluated (e.g., queue lengths, claim processing times, quality reviews, etc.) and, as a result of the evaluation, that insurance claim may be re-assigned to a different claim handler.

In some cases, insurance claims may be assigned to claim handlers based on information other than case loads and vacation time. For example, FIG. 20 illustrates a screen display **2000** of an assignment preferences table for a particular type of insurance line of business **2010** (e.g., automobile, property, general liability, or workers’ compensation) in accordance with some embodiments. The assignment preferences table may let business users configure claim handler assignment for particular offices **2020** (e.g., at different geographical locations such that claim handlers may be associated with one of a plurality of claim handler offices, at least one of the claim handler offices being remote from other claim handler offices) and/or claim segments **2022** (i.e., core, intermediate, etc.). According to some embodiments, overflow rules may let business users set an overflow threshold. The system may allow, for example, a different overflow threshold on Mondays **2024** to account for the addition volume that may have accumulated over the weekend. When all users in an office with the respective segment attribute meet or exceed the threshold (based on the number claims assigned that day), the standard overflow threshold **2026** is met.

The table may let business users set either an overflow segment **2028** or an overflow queue **2030**, which instructs the system what to do when the overflow threshold is met. In the case of an overflow segment **2028**, the system may add users with the defined overflow segment **2022** to the group of users eligible for assignment when the overflow threshold **2026** is met. Note the system may load balances amounts for both segments such that if the users of the initial segment are less busy the system will likely continue to assign claims to the initial segment. On the other hand, if users of the overflow segment are less busy the system will likely assign claims to the overflow segment.

In the case of an overflow queue **2030**, the system may assign claim with the respective claim segment to the specified overflow queue **2030** when overflow threshold **2026** is met. Thus, the specified queue may cross offices **2020** and even lines of business **2010**.

According to some embodiments, the display **2000** lets business users toggle assignments directly to a user or



15

directly to a queue. When the direct assign queue **2032** is blank, the system may assign claims with the respective claim segment **2022** directly to a claim handler using the load balancing algorithm. On the other hand, when a queue **2032** is specified, the system may assign claims with the respective claim segment **2022** to the specified queue **2023**. Again, note that the specified queue **2032** can cross offices **2020** and lines of business **2010**.

According to some embodiments, the table lets business users assign claims to specified queues at night **2024** and/or on the weekends. The night **2034** timeframe may be defined by the business. When the night **2034** and/or the weekend queues are specified, the system may assign claims with the respective segment **2022** to the specified queue **2034** when claims are reported within the business definition of night (or on the weekend). Because automated assignment occurs continuously, this capability may let the business manually assign claims to adjusters who are actually at work and/or are working after hours.

In some embodiments, users may designate an exception queue **2036** for exception scenarios. When the system cannot find an eligible user, the claim is assigned to the designated exception queue **2036**. This may occur, for example, if the system is unable to find a user with the required attributes or if all users with the required attributes are on vacation.

According to some embodiments, the system determines if users are eligible for assignment by comparing the claim details with user profiles. The system may determine eligibility based on three attribute categories: segment attributes, expertise attributes, and state attributes. The segment attributes may be primary determining factor, and a single user may be qualified to handle multiple segments. The expertise attributes (e.g., commercial claims, personal claims, claim plus claims, non-claim plus claims, employee claims, personal toys claims, uninsured motorist claims, employer's liability, loss assessment claims, identity theft claims, asbestos claims, etc.) may be used to designate a special skill or ability to handle special claim types. Expertise attributes may vary by line of business. The state attributes (e.g., AK, CA, DE, FL, NY, CT, etc.) may indicate that most adjusters handle a subset of states within their respective office based on business needs and/or state licensing requirements.

In some embodiments, automated re-segmentation may be performed. Note that the system may derive a claim segment based on claim details at FNOL and post-FNOL. The FNOL segmentation and post-FNOL re-segmentation may use the same logic, however there may be a number of fields that only become available post-FNOL (e.g., a claimant's height & weight). When one or more of the following data elements are adjusted post-FNOL, the system may re-run the segmentation logic and automatically re-segment the claim if warranted: loss date, loss state, claim description code, injury, matters, and/or reserves. If the segment is different and the claim requires a higher level resource based on the segmentation hierarchy for each line of business, the system may generate a re-assignment activity for the current adjuster's team leader.

Certain insurance policies and/or insured may be associated with particular claim handlers. In such cases, the system may let business users assign one or more handlers to a specific account at the policy level. For example, FIG. **21** illustrates a screen display **2100** of a dedicated claim handler manager in accordance with some embodiments. The user may select an insurance policy identifier **2110** or insured to be associated with a team of dedicated claim handler. Note that if a particular insured has both automobile and general

16

liability policies with an insurer, a different handler or group of handlers might be assigned to that account based on each line of business. According to some embodiments, a user may define a period **2120** during which the dedicated handlers will receive insurance claims. The user may also add **2130** handlers **2150** to the team for that insurance policy as appropriate. According to some embodiments, the user may identify some handlers as "Primary" **2140** handlers. In this case, the system may assign all claims for that account to the primary handler. If the primary is not available (e.g., he or she is sick or on vacation), the system may instead assign insurance claims to one or more backup handlers as defined on the display **2100** (e.g., primary **2140** equals "N"). According to some embodiments, a dedicated team might be associated with an insurance policy such that if more than one handler is dedicated to an account/policy and no primary is specified, the system may interpret this as meaning that specified handlers are dedicated and load balance claims for the account evenly amongst the group.

Some embodiment may provide for catastrophe management. For example, FIG. **22** illustrates a screen display **2200** of a catastrophe management table in accordance with some embodiments. In particular, the display **2200** lets business users set catastrophe routing preferences for each catastrophe. The display **2200** may, for example, let the user add a catastrophe **2210** by defining a status **2222** (e.g., active or inactive), a catastrophe name **2222**, an identifier **2224**, a begin date **2228**, and an end date **2228**. According to some embodiments, all claims associated with a catastrophe are load balanced amongst eligible adjusters in a Catastrophe Claim Office ("CCO"). In some embodiments, claims associated with a catastrophe are assigned to the field the same way claims not associated with the catastrophe would be assigned. That is, claims may be load balanced among eligible adjusters in the field claim offices vs. (instead of the CCO) the CAT claim office. According to some embodiments, all claims associated with a catastrophe are load balanced among eligible adjusters in both the CCO and the field claim offices.

Thus, segmentation logic and/or a load balancing and assignment engine may facilitate the processing of insurance claims. According to some embodiment, a predictive model may be used in connection with the segmentation and/or assignment processes. As used herein, the phrase "predictive model" might refer to, for example, any of a class of algorithms that are used to understand relative factors contributing to an outcome, estimate unknown outcomes, discover trends, and/or make other estimations based on a data set of factors collected across prior trials. Note that a predictive model might refer to, but is not limited to, methods such as ordinary least squares regression, logistic regression, decision trees, neural networks, generalized linear models, and/or Bayesian models. The predictive model might be trained with historical claim transaction data, and be applied to current claim transactions to determine how the current claim transactions should be handled. Both the historical claim transaction data and data representing the current claim transactions might include, according to some embodiments, indeterminate data or information extracted therefrom. For example, such data/information may come from narrative and/or medical text notes associated with a claim file.

Features of some embodiments associated with a predictive model will now be described by first referring to FIG. **23**. FIG. **23** is a partially functional block diagram that illustrates aspects of a computer system **2300** provided in accordance with some embodiments of the invention. For



present purposes it will be assumed that the computer system **2300** is operated by an insurance company (not separately shown) for the purpose of referring certain claims to insurance claim workflows and/or handlers as appropriate.

The computer system **2300** includes a data storage module **2302**. In terms of its hardware the data storage module **2302** may be conventional, and may be composed, for example, by one or more magnetic hard disk drives. A function performed by the data storage module **2302** in the computer system **2300** is to receive, store and provide access to both historical claim transaction data (reference numeral **2304**) and current claim transaction data (reference numeral **2306**). As described in more detail below, the historical claim transaction data **2304** is employed to train a predictive model to provide an output that indicates how a claim should be assigned to claim handler, and the current claim transaction data **2306** is thereafter analyzed by the predictive model. Moreover, as time goes by, and results become known from processing current claim transactions, at least some of the current claim transactions may be used to perform further training of the predictive model. Consequently, the predictive model may thereby adapt itself to changing claim patterns.

Either the historical claim transaction data **2304** or the current claim transaction data **2306** might include, according to some embodiments, determinate and indeterminate data. As used herein and in the appended claims, “determinate data” refers to verifiable facts such as the date of birth, age or name of a claimant or name of another individual or of a business or other entity; a type of injury, accident, sickness, or pregnancy status; a medical diagnosis; a date of loss, or date of report of claim, or policy date or other date; a time of day; a day of the week; a vehicle identification number, a geographic location; and a policy number.

As used herein and in the appended claims, “indeterminate data” refers to data or other information that is not in a predetermined format and/or location in a data record or data form. Examples of indeterminate data include narrative speech or text, information in descriptive notes fields and signal characteristics in audible voice data files. Indeterminate data extracted from medical notes or accident reports might be associated with, for example, an amount of loss and/or details about how an accident occurred.

The determinate data may come from one or more determinate data sources **2308** that are included in the computer system **2300** and are coupled to the data storage module **2302**. The determinate data may include “hard” data like the claimant’s name, date of birth, social security number, policy number, address; the date of loss; the date the claim was reported, etc. One possible source of the determinate data may be the insurance company’s policy database (not separately indicated). Another possible source of determinate data may be from data entry by the insurance company’s claims intake administrative personnel.

The indeterminate data may originate from one or more indeterminate data sources **2310**, and may be extracted from raw files or the like by one or more indeterminate data capture modules **2312**. Both the indeterminate data source(s) **2310** and the indeterminate data capture module(s) **2312** may be included in the computer system **2300** and coupled directly or indirectly to the data storage module **2302**. Examples of the indeterminate data source(s) **2310** may include data storage facilities for document images, for text files (e.g., claim handlers’ notes) and digitized recorded voice files (e.g., claimants’ oral statements, witness interviews, claim handlers’ oral notes, etc.). Examples of the

indeterminate data capture module(s) **2312** may include one or more optical character readers, a speech recognition device (i.e., speech-to-text conversion), a computer or computers programmed to perform natural language processing, a computer or computers programmed to identify and extract information from narrative text files, a computer or computers programmed to detect key words in text files, and a computer or computers programmed to detect indeterminate data regarding an individual. For example, claim handlers’ opinions may be extracted from their narrative text file notes.

The computer system **2300** also may include a computer processor **2314**. The computer processor **2314** may include one or more conventional microprocessors and may operate to execute programmed instructions to provide functionality as described herein. Among other functions, the computer processor **2314** may store and retrieve historical claim transaction data **2304** and current claim transaction data **2306** in and from the data storage module **2302**. Thus the computer processor **2314** may be coupled to the data storage module **2302**.

The computer system **2300** may further include a program memory **2316** that is coupled to the computer processor **2314**. The program memory **2316** may include one or more fixed storage devices, such as one or more hard disk drives, and one or more volatile storage devices, such as RAM devices. The program memory **2316** may be at least partially integrated with the data storage module **2302**. The program memory **2316** may store one or more application programs, an operating system, device drivers, etc., all of which may contain program instruction steps for execution by the computer processor **2314**.

The computer system **2300** further includes a predictive model component **2318**. In certain practical embodiments of the computer system **2300**, the predictive model component **2318** may effectively be implemented via the computer processor **2314**, one or more application programs stored in the program memory **2316**, and data stored as a result of training operations based on the historical claim transaction data **2304** (and possibly also data resulting from training with current claims that have been processed). In some embodiments, data arising from model training may be stored in the data storage module **2302**, or in a separate data store (not separately shown). A function of the predictive model component **2318** may be to determine appropriate segmentation logic and/or claim assignment process. The predictive model component may be directly or indirectly coupled to the data storage module **2302**.

The predictive model component **2318** may operate generally in accordance with conventional principles for predictive models, except, as noted herein, for at least some of the types of data to which the predictive model component is applied. Those who are skilled in the art are generally familiar with programming of predictive models. It is within the abilities of those who are skilled in the art, if guided by the teachings of this disclosure, to program a predictive model to operate as described herein.

Still further, the computer system **2300** includes a model training component **2320**. The model training component **2320** may be coupled to the computer processor **2314** (directly or indirectly) and may have the function of training the predictive model component **2318** based on the historical claim transaction data **2304**. (As will be understood from previous discussion, the model training component **2320** may further train the predictive model component **2318** as further relevant claim transaction data becomes available.) The model training component **2320** may be embodied at



19

least in part by the computer processor **2314** and one or more application programs stored in the program memory **2316**. Thus the training of the predictive model component **2318** by the model training component **2320** may occur in accordance with program instructions stored in the program memory **2316** and executed by the computer processor **2314**.

In addition, the computer system **2300** may include an output device **2322**. The output device **2322** may be coupled to the computer processor **2314**. A function of the output device **2322** may be to provide an output that is indicative of (as determined by the trained predictive model component **2318**) particular segmentation information for the current claim transactions. The output may be generated by the computer processor **2314** in accordance with program instructions stored in the program memory **2316** and executed by the computer processor **2314**. More specifically, the output may be generated by the computer processor **2314** in response to applying the data for the current claim transaction to the trained predictive model component **2318**. The output may, for example, be a true/false flag or a number within a predetermined range of numbers. In some embodiments, the output device may be implemented by a suitable program or program module executed by the computer processor **2314** in response to operation of the predictive model component **2318**.

Still further, the computer system **2300** may include a segmentation, assignment, and load balancing module **2324**. The segmentation, assignment, and load balancing module **2324** may be implemented in some embodiments by a software module executed by the computer processor **2314**. The segmentation, assignment, and load balancing module **2324** may have the function of directing workflow based on the output from the output device. Thus the segmentation, assignment, and load balancing module **2324** may be coupled, at least functionally, to the output device **2322**. In some embodiments, for example, the segmentation, assignment, and load balancing module **2324** may direct workflow by referring, to a claim handler **2326**, current claim transactions analyzed by the predictive model component **2318** and found to be associated with one or more claim segments. In some embodiments, these current claim transactions may be referred to case manager **2328** who is associated with the claim handler **2326**. The claim handler **2326** may be a part of the insurance company that operates the computer system **2300**, and the case manager **2328** might be an employee of the insurance company.

FIG. **24** is another block diagram that presents a computer system **2400** in a somewhat more expansive or comprehensive fashion (and/or in a more hardware-oriented fashion). The computer system **2400**, as depicted in FIG. **24**, includes a “segmentation, assignment, and load balancing engine” **2401** to automatically and selectively assess newly received insurance claims for the insurance company. As seen from FIG. **24**, the computer system **2400** may further include a conventional data communication network **2402** to which the segmentation, assignment, and load balancing engine **2401** is coupled.

FIG. **24** also shows, as parts of computer system **2400**, data input device(s) **2404** and data source(s) **2406**, the latter (and possibly also the former) being coupled to the data communication network **2402**. The data input device(s) **2404** and the data source(s) **2406** may collectively include the devices **2308**, **2310** and **2312** discussed above with reference to FIG. **23**. More generally, the data input device(s) **2404** and the data source(s) **2406** may encompass any and all devices conventionally used, or hereafter pro-

20

posed for use, in gathering, inputting, receiving and/or storing information for insurance company claim files.

Still further, FIG. **24** shows, as parts of the computer system **2400**, personal computer **2408** assigned for use by one or more physicians (who may be associated with the insurance company’s long term disability insurance program), automobile shop computer **2409** (e.g., to transmit repair estimates), and personal computers **2410** assigned for use by case managers (who might also be associated with team leaders and/or claim handlers the long term disability insurance program). The personal computers **2408**, **2409**, **2410** may be coupled to the data communication network **2402**.

Also included in the computer system **2400**, and coupled to the data communication network **2402**, is an electronic mail server computer **2412**. The electronic mail server computer **2412** provides a capability for electronic mail messages to be exchanged among the other devices coupled to the data communication network **2402**. Thus the electronic mail server computer **2412** may be part of an electronic mail system included in the computer system **2400**. The computer system **2400** may also be considered to include further personal computers (not shown), including, e.g., computers which are assigned to individual claim handlers or other employees of the insurance company.

According to some embodiments, the segmentation, assignment, and load balancing engine **2401** uses a predictive model to facilitate a provisioning of claim handlers. Note that the predictive model might be designed and/or trained in a number of different ways. For example, FIG. **25** is a flow chart illustrating how a predictive model might be created according to some embodiments. At **2502**, data to be input to the predictive model may be analyzed, scrubbed, and/or cleaned. This process might involve a broad review of the relevant variables that may be included in the sample data. Variables might be examined for the presence of erroneous values, such as incorrect data types or values that don’t make sense. Observations with such “noisy” data or missing data may be removed from the sample. Similarly, any data points that represent outliers may also be managed.

At **2504**, a data reduction process might be performed. This might occur, for example, between variables in the data sample and/or within specific variables. According to some embodiments, certain variables may be associated with one another and the number of these variables may be reduced. For example, it might be noted that back injuries should not be handled via an expedited workflow process. Within certain variables, the raw values may represent a level of information that is too granular. These raw values might then be categorized to reduce the granularity. A goal of the data reduction process may be to reduce the dimensionality of the data by extracting factors or clusters that may account for the variability in the data.

At **2506**, any necessary data transformations may be performed. Transformations of dependent and/or independent variables in statistical models can be useful for improving interpretability, model fit, and/or adherence to modeling assumptions. Some common methods may include normalizations of variables to reduce the potential effects of scale and dummy coding or other numeric transformations of character variables.

Once these steps are complete, the predictive model may be developed at **2508**. Depending on the nature of the desired prediction, various modeling techniques may be utilized and compared. The list of independent variables may be narrowed down using statistical methods as well as business judgment. Lastly, the model coefficients and/or



## 21

weights may be calculated and the model algorithm may be completed. For example, it might be determined that back injuries require a high degree of management (and thus, according to some embodiments, a back injury might be weighted more as compared to a shoulder injury and thus be more likely to end up in a high complexity segment).

Note that many different types of data might be used to create, evaluate, and/or use a predictive model. For example, FIG. 26 is a block diagram of a system 2600 illustrating inputs to a predictive model 2610 according to some embodiments. In this example, the predictive model 2610 might receive information about prior insurance claims 2620 (e.g., historical data). Moreover, the predictive model 2610 might receive monetary information about claims 2630 (e.g., a total amount of payments made in connection with a claim) and/or demographic information 2640 (e.g., the age or sex of a claimant). According to some embodiments, claim notes 2650 are input to the predictive model 2610 (e.g., and keywords may be extracted from the notes 2650). Other types of information that might be provided to the predictive model 2610 include medical bill information 2660 (e.g., including information about medical care that was provided to a claimant), disability details 2670 (e.g., which part or parts of the body have been injured), and employment data 2680 (e.g., an employee's salary or how long an employee has worked for an employer).

The predictive model 2610, in various implementation, may include one or more of neural networks, Bayesian networks (such as Hidden Markov models), expert systems, decision trees, collections of decision trees, support vector machines, or other systems known in the art for addressing problems with large numbers of variables. Preferably, the predictive model(s) are trained on prior data and outcomes known to the insurance company. The specific data and outcomes analyzed vary depending on the desired functionality of the particular predictive model 2610. The particular data parameters selected for analysis in the training process are determined by using regression analysis and/or other statistical techniques known in the art for identifying relevant variables in multivariable systems. The parameters can be selected from any of the structured data parameters stored in the present system, whether the parameters were input into the system originally in a structured format or whether they were extracted from previously unstructured text.

Applicants have discovered that embodiments described herein may be particularly useful in connection with the insurance policies described herein. Note, however, that other types of insurance may also be associated with embodiments described herein. Moreover, the displays 500, 1400 illustrated with respect to FIGS. 5 and 14 are only provided as examples, and embodiments may be associated with any other types of user interfaces. For example, FIG. 27 illustrates a handheld claim segmentation and assignment display 2700 according to some embodiments. In this particular user display 2700, a list of claim handlers 2710 assigned to various insurance claims is provided. Moreover, a user might modify 2720 one or more of the assignments as appropriate.

Note that the present invention provides significant technical improvements to insurance claim segmentation and/or assignments to claim handlers. The present invention is directed to more than merely a computer implementation of a routine or conventional activity previously known in the industry as it significantly advances the technical efficiency, access and/or accuracy of insurance claim segmentation and/or assignments to claim handlers by implementing a

## 22

specific new method and system as defined herein. The present invention is a specific advancement in the area of insurance claim segmentation and/or assignments to claim handlers by providing technical benefits in data accuracy, data availability and data integrity and such advances are not merely a longstanding commercial practice. The present invention provides improvement beyond a mere generic computer implementation as it involves the processing and conversion of significant amounts of data in a new beneficial manner as well as the interaction of a variety of specialized insurance, client and/or vendor systems, networks and sub-systems. For example, in the present invention tens of thousands insurance claims may be analyzed and automatically assigned to an appropriate claim handler.

The present invention has been described in terms of several embodiments solely for the purpose of illustration. Persons skilled in the art will recognize from this description that the invention is not limited to the embodiments described, but may be practiced with modifications and alterations limited only by the spirit and scope of the appended claims.

What is claimed is:

1. A computerized system, comprising:

a data storage device storing data indicative of a plurality of insurance claims submitted in connection with insurance policies, the data comprising a plurality of data elements for each of the insurance claims;

a segmentation platform processor configured for:

determining, based on evaluation of the data stored by the data storage device associated with a first insurance claim with first segmentation logic, a first segment classification for the first insurance claim, the first segment classification being one of a plurality of sequential segment classifications ranked from lowest ranking to highest ranking based on at least one of complexity and potential liability, wherein at least the first segmentation logic comprises a rule mapping at least one parameter description value to a minimum ranking value of the plurality of sequential segment classifications;

determining, based on evaluation of the data associated with the first insurance claim with second segmentation logic different from the first segmentation logic, a second segment classification for the first insurance claim, the second segment classification being another one of the plurality of sequential segment classifications,

comparing the first segment classification determined based upon the first segmentation logic and the second segment classification determined based upon the second segmentation logic; and

transmitting an indication of the higher of the first and second segment classifications, determined based upon the comparing, to a load balancing and assignment platform processor; and

a load balancing and assignment platform processor in communication with the segmentation platform processor, configured for: selecting a first claim handler for the first insurance claim based at least in part on the higher of the first and second sequential segment classifications determined by the segmentation platform processor associated with the first insurance claim, and claim handler information; the selecting being performed at least in part by a predictive model trained with historical insurance claim information, the predictive model including at least one of: (i) a neural



23

network, and (ii) a support vector machine; and transmitting an indication of the selected first claim handler.

2. The system of claim 1, further comprising a claim handler database which stores the claim handler information, wherein the claim handler information comprises one or more of (i) numbers of other insurance claims currently assigned to claim handlers, (ii) load factors associated with claim handlers, and (iii) expertise attributes associated with the claim handlers.

3. The system of claim 1, wherein the first insurance claim comprises at least one of a new insurance claim or a previously segmented insurance claim having a change in at least one of the plurality of data elements relating to the first insurance claim.

4. The system of claim 1, wherein the load balancing and assignment platform processor is further configured for receiving, from a human resources computer platform, data indicative of availability of a plurality of claim handlers, wherein selecting the first claim handler for the first insurance claim is further based at least in part on the received data indicative of availability of a plurality of claim handlers.

5. The system of claim 1, wherein the first insurance claim is a workers' compensation claim, the first segmentation logic is injury-driven foundation segmentation logic, and the second segmentation logic comprises non-injury driven rules.

6. The system of claim 1, wherein the load balancing and assignment platform processor being configured for transmitting an indication of the selected first claim handler, comprises the load balancing and assignment platform processor being configured for transmitting the indication of the first claim handler to at least one of: (i) an email server, (ii) a workflow application, (iii) a report generator, (iv) a calendar application, and (v) a claim handler device.

7. The system of claim 1, further comprising a configurable parameters database in communication with the segmentation platform processor, the configurable parameters database comprising a plurality of configurable parameters, at least some of the configurable parameters defining rules mapping parameter description values to a parameter value indicative of a ranking value.

8. The system of claim 7, further comprising a rules database in communication with the segmentation platform processor, the rules database comprising rules mapping claim data items to ranking values.

9. The system of claim 1, wherein the segmentation platform processor is configured for re-running segmentation logic responsive to an adjustment of one or more selected data elements after a first notice of loss.

10. A computer-implemented method, comprising:

determining, by a segmentation platform based on evaluation with first segmentation logic of data stored by a data storage device associated with a first insurance claim, a first segment classification for the first insurance claim, the first segment classification being one of a plurality of sequential segment classifications ranked from lowest ranking to highest ranking based on at least one of complexity and potential liability, wherein at least the first segmentation logic comprises a rule mapping at least one parameter description value to a minimum ranking value of the plurality of sequential segment classifications;

determining, by the segmentation platform based on evaluation with second segmentation logic different from the first segmentation logic of the data associated with the first insurance claim, a second segment clas-

24

sification for the first insurance claim, the second segment classification being another one of the plurality of sequential segment classifications,

comparing the first segment classification determined based upon the first segmentation logic and the second segment classification determined based upon the second segmentation logic;

transmitting an indication of the higher of the first and second segment classifications, determined based upon the comparing, to a load balancing and assignment platform processor;

responsive to receipt of the transmitted indication of the higher of the first and second segment classifications, by a load balancing and assignment platform processor in communication with the segmentation platform:

selecting a first claim handler for the first insurance claim based at least in part on the higher of the first and second sequential segment classifications determined by the segmentation platform associated with the first insurance claim, and claim handler information; the selecting being performed at least in part by a predictive model trained with historical insurance claim information, the predictive model including at least one of: (i) a neural network, and (ii) a support vector machine; and

transmitting an indication of the selected first claim handler.

11. The computer-implemented method of claim 10, wherein the claim handler information comprises one or more of (i) numbers of other insurance claims currently assigned to claim handlers, (ii) load factors associated with claim handlers, and (iii) expertise attributes associated with the claim handlers.

12. The computer-implemented method of claim 10, wherein the first insurance claim comprises at least one of a new insurance claim or a previously segmented insurance claim having a change in at least one of the plurality of data elements relating to the first insurance claim.

13. The computer-implemented method of claim 10, wherein the load balancing and assignment platform processor is in communication with a human resources computer platform, and wherein the method further comprises, by the load balancing and assignment platform processor, receiving from the human resources platform, data indicative of availability of a plurality of claim handlers, and selecting the first claim handler for the first insurance claim based at least in part on the received data indicative of availability of a plurality of claim handlers.

14. The computer-implemented method of claim 10, wherein the transmitting by the load balancing and assignment platform processor of an indication of the first claim handler comprises transmitting the indication of the first claim handler to at least one of: (i) an email server, (ii) a workflow application, (iii) a report generator, (iv) a calendar application, and (v) a claim handler device.

15. The computer-implemented method of claim 10, wherein the sequential segment classifications, comprise at least six classifications.

16. The computer-implemented method of claim 10, wherein the determining the first segment classification by the segmentation platform processor comprises communicating with a configurable parameters database in communication with the segmentation platform processor, the configurable parameters database comprising a plurality of configurable parameters, at least some of the configurable parameters defining rules mapping parameter description values to a parameter value indicative of a segment ranking.

**25**

17. The computer-implemented method of claim 16, wherein the determining the first segment classification by the segmentation platform further comprises communicating with a rules database, the rules database comprising rules mapping claim data items to ranking values.

5

18. The computer-implemented method of claim 10, further comprising, by the segmentation platform, re-running segmentation logic responsive to an adjustment of one or more selected data elements after a first notice of loss.

10

\* \* \* \* \*

**26**