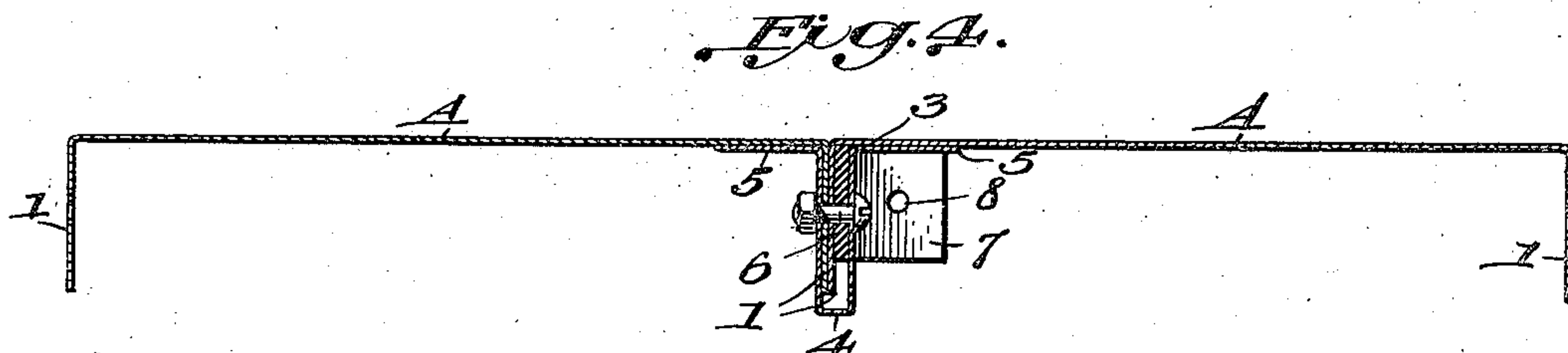
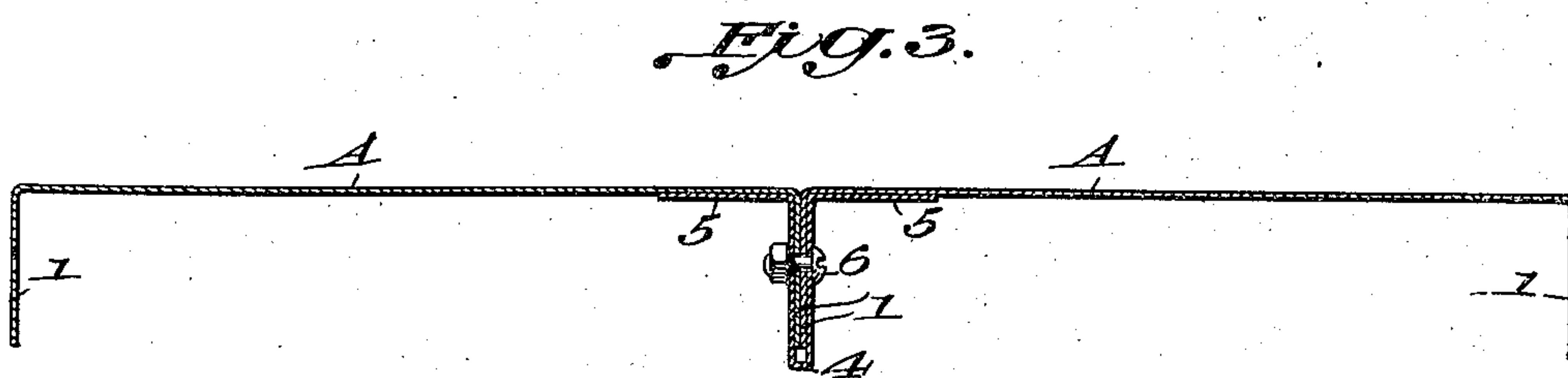
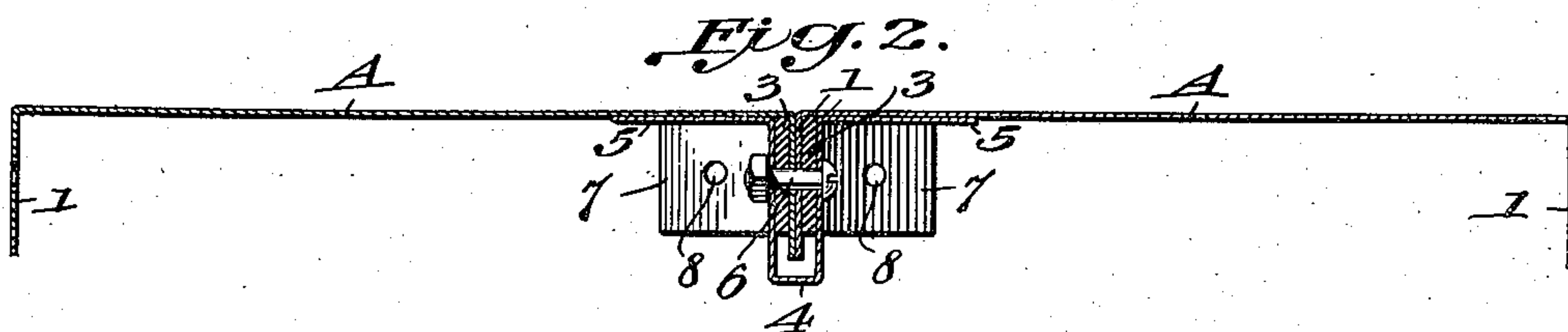
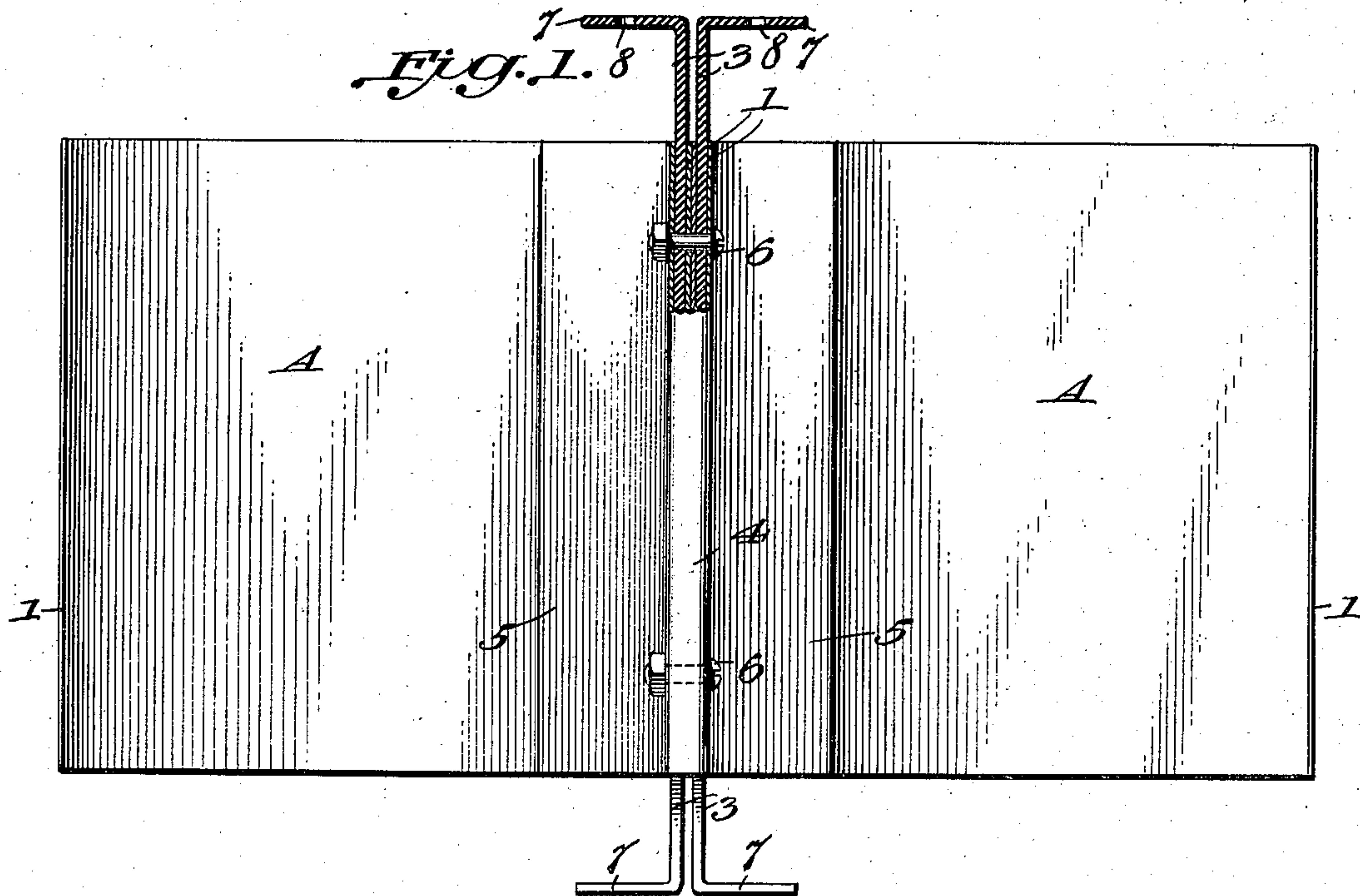


W. D. RICE.
JOINT FOR BILL BOARDS.
APPLICATION FILED APR. 23, 1915.

1,167,221.

Patented Jan. 4, 1916.



Witnesses:

Inventor:
William D. Rice
By Louis Payer, Jr.
his Atty

UNITED STATES PATENT OFFICE.

WILLIAM D. RICE, OF CONNEAUT, OHIO.

JOINT FOR BILL-BOARDS.

1,167,221.

Specification of Letters Patent.

Patented Jan. 4, 1916.

Application filed April 23, 1915. Serial No. 23,470.

To all whom it may concern:

Be it known that I, WILLIAM D. RICE, a citizen of the United States, residing at Conneaut, in the county of Ashtabula and State of Ohio, have invented certain new and useful Improvements in Joints for Bill-Boards, of which the following is a specification.

My invention relates to an improvement in joints for bill-boards, and it consists in means for connecting two sheet-metal sheets and keeping the joint not only tight but air and water-proof.

In the accompanying drawings:—Figure 1 is a view in elevation with parts broken away; Fig. 2 is a sectional view; and Figs. 3 and 4 show slightly modified forms.

A, A, represent two sections of sheet-metal, preferably galvanized iron, the side edges of which are bent in a break to form flanges 1, 1. These flanges are brought together as shown in Fig. 2, and in the construction shown in Figs. 1 and 2 they are held by the clamp-bars 3, 3, and these flanges and clamp-bars are inclosed and housed by a U-shaped cap 4, the edges of which are bent outwardly in the form of flanges 5, 5, which rest flat against the back of the galvanized sections A, A. Bolts 6, 6, preferably extend through the flanges 1, 1, clamp-bars 3, 3, and the cap 4, so that in the preferred construction these bolts secure all the parts rigidly together, and in this way a water and air-tight joint is formed, thus preventing rust, and at the same time making a rigid and solid joint.

The ends of the clamp-bars 3, 3, are bent laterally as at 7, and provided with bolt holes 8, 8, whereby they are secured to the upper and lower cross-bars of the framework of the bill-board.

As a slight modification of the construction explained, in some instances for light work it might be desirable to dispense with the clamp bars entirely, merely using the cap and bolt, as illustrated in Fig. 3; or instead of the two clamp-bars, only one might be employed, as shown in Fig. 4.

The main purpose of the invention, as will be understood, is to house and inclose the elements making up the joint, making them air and water-tight while at the same time providing a rigid joint which affords a brace at the adjacent edges of the sections of the bill-board.

I claim:—

A bill-board comprising flanged sheet-metal sections, a cap straddling and housing two adjacent flanges which are to be joined together, clamp-bars embracing the flanges from opposite sides and inclosed and housed by the cap, and common bolts extending through the flanges, the clamp-bars and cap.

In testimony whereof I affix my signature, in the presence of two witnesses.

WILLIAM D. RICE.

Witnesses:

M. R. SMITH,
RUTH E. DORMAN.