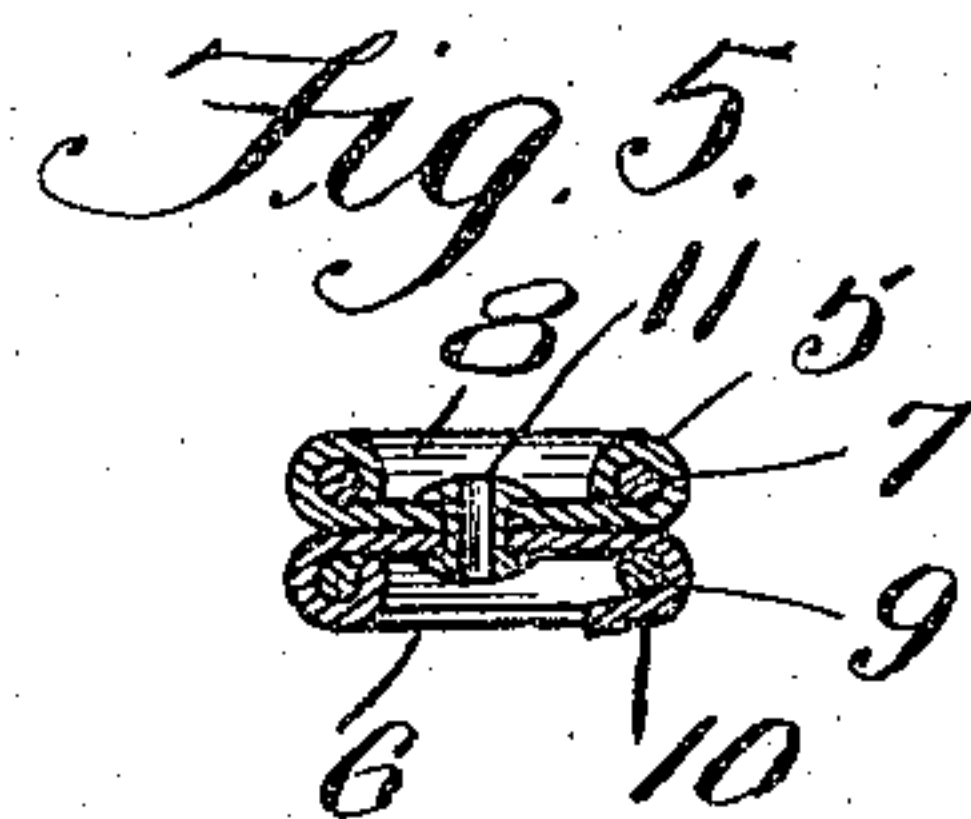
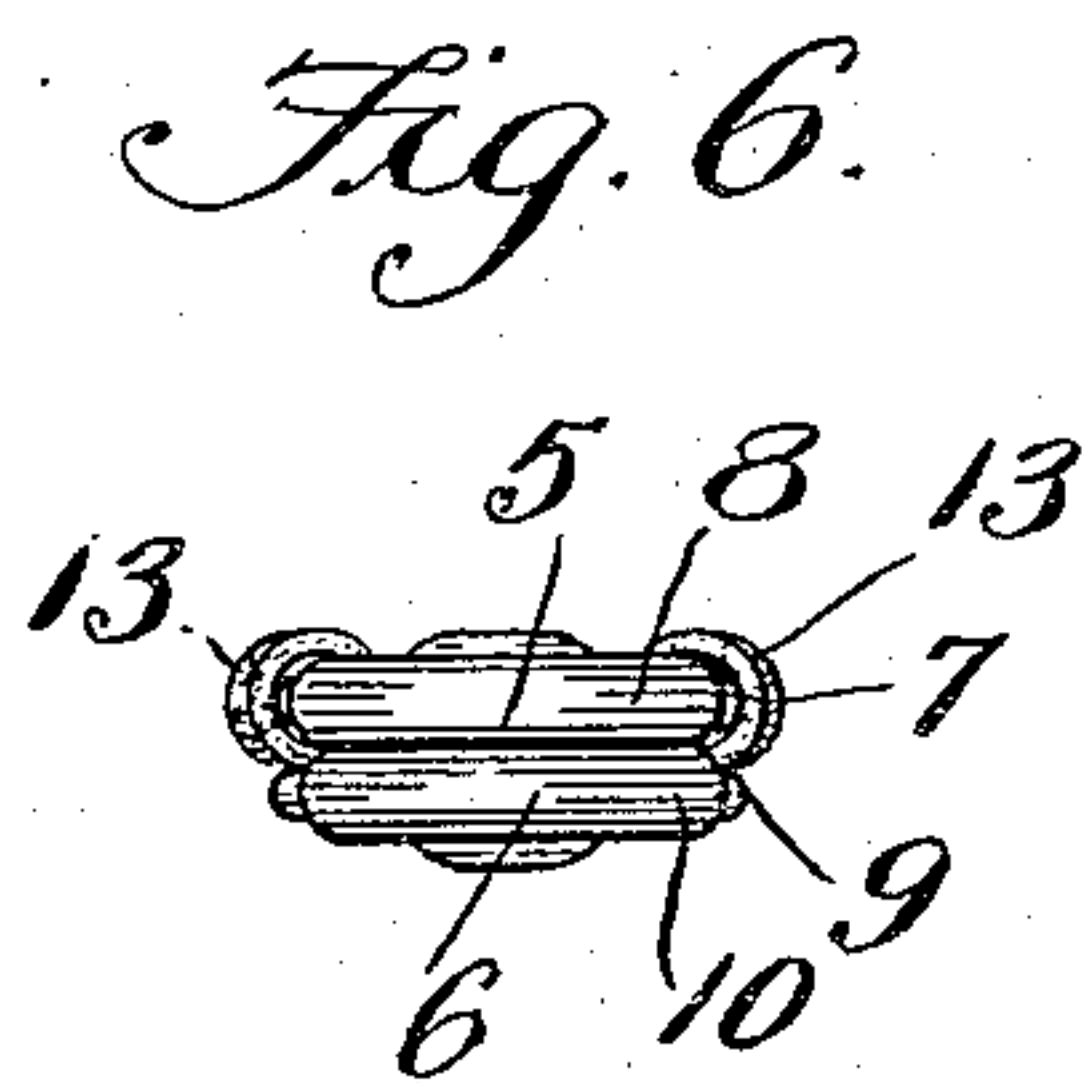
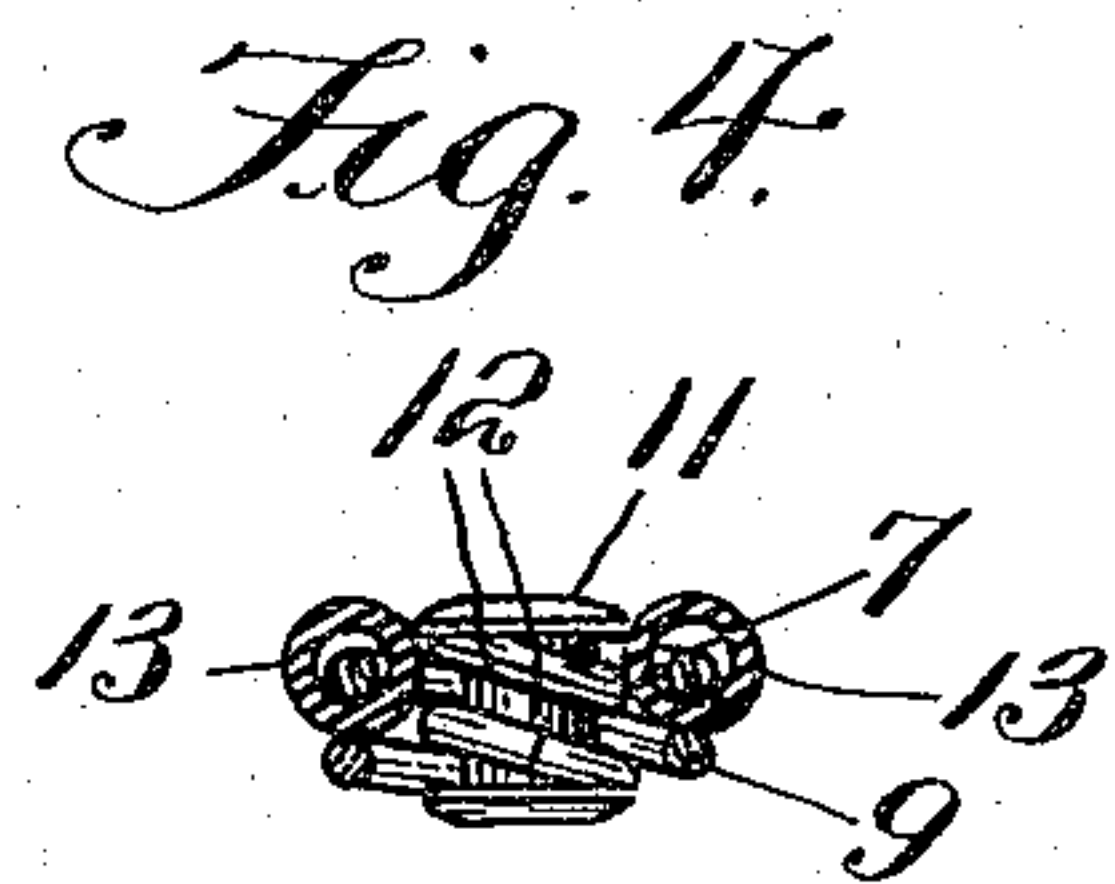
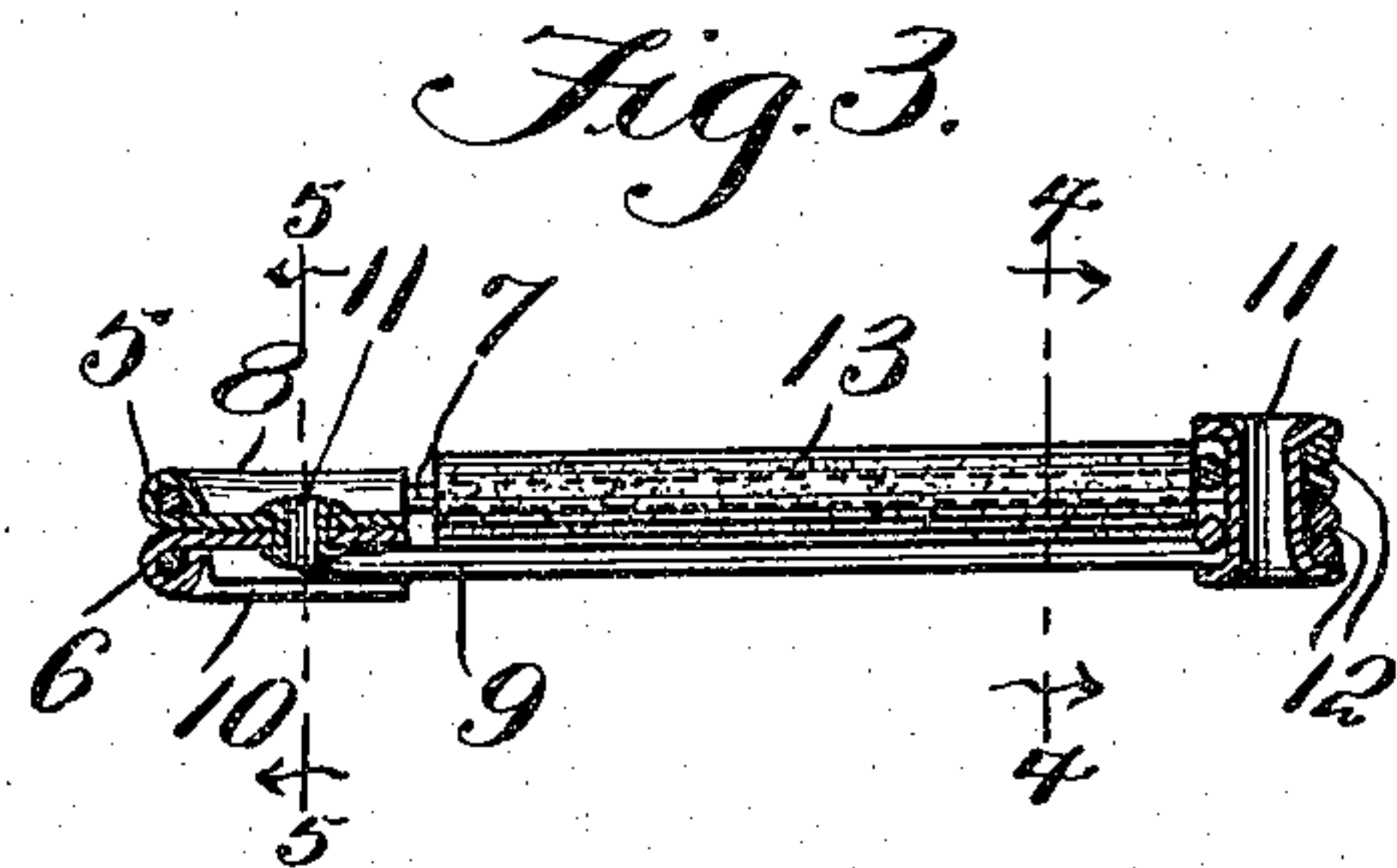
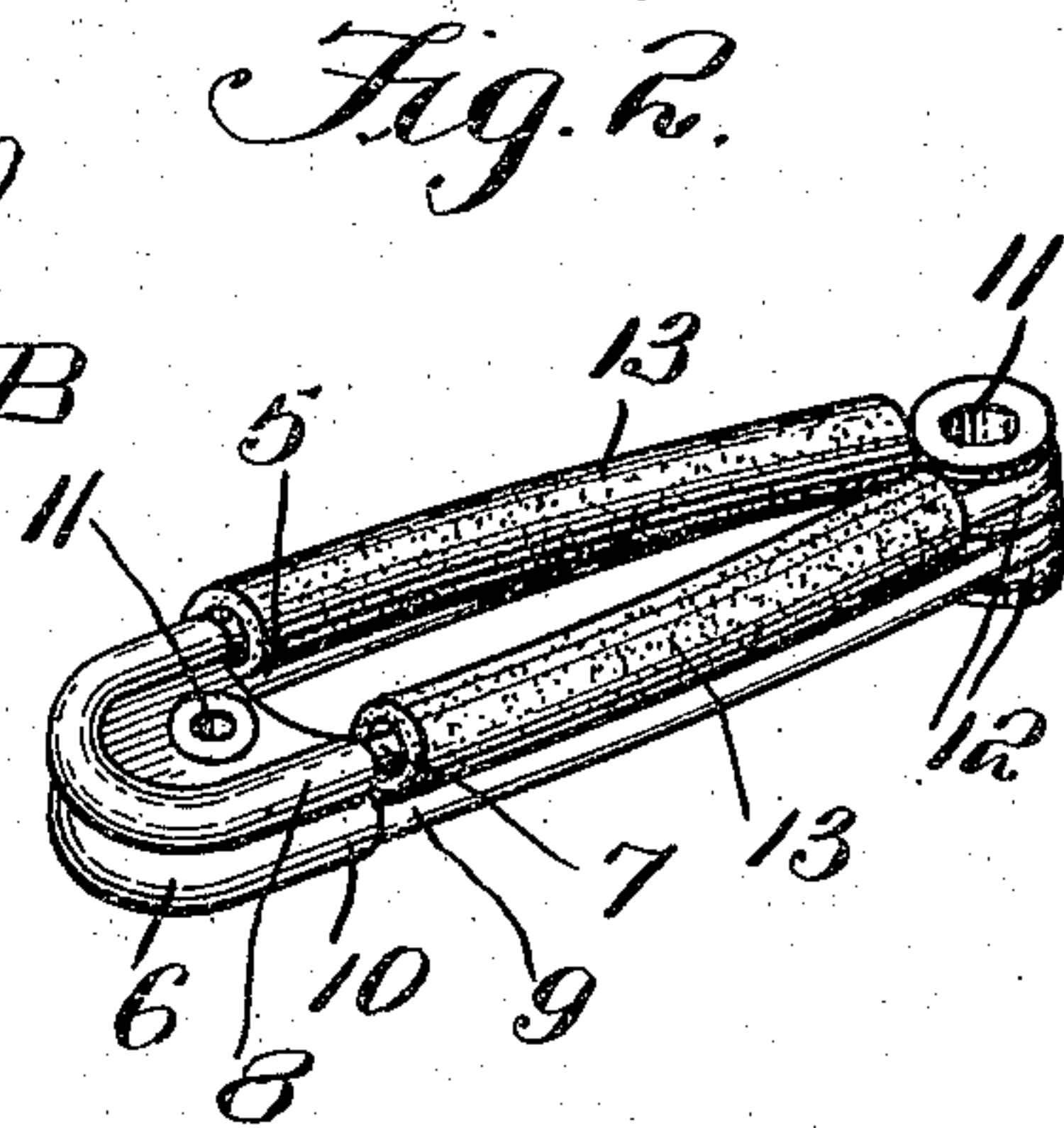
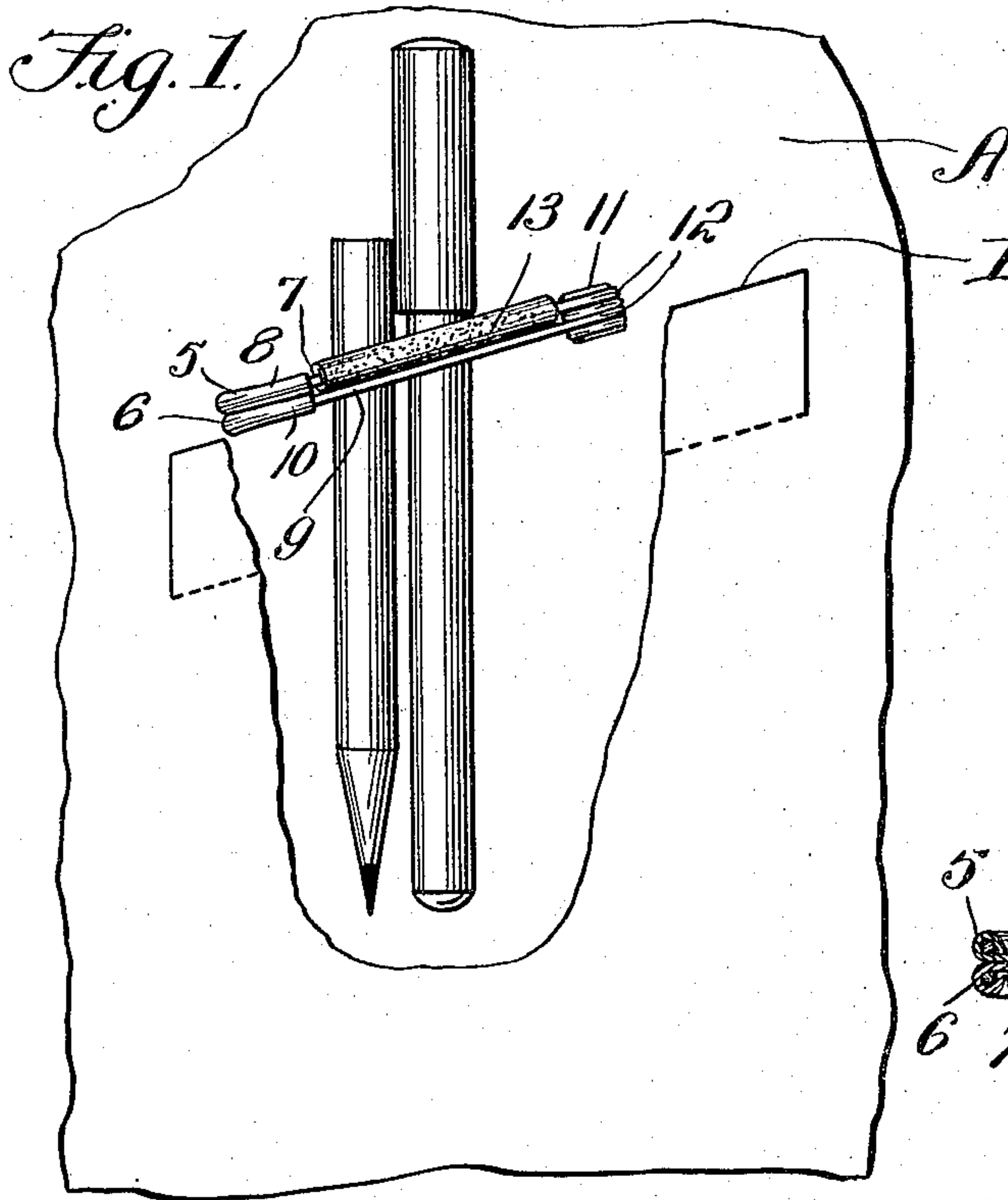


C. B. MERCER.
SAFETY PENCIL HOLDER.
APPLICATION FILED APR. 27, 1915.

1,167,196.

Patented Jan. 4, 1916.



Witnesses

J. L. Wright
R. O. Parker

Inventor

Charles B. Mercer

By *Victor J. Evans*

Attorney

UNITED STATES PATENT OFFICE.

CHARLES B. MERCER, OF NORTH PITTSBURGH, PENNSYLVANIA.

SAFETY PENCIL-HOLDER.

1,167,196.

Specification of Letters Patent.

Patented Jan. 4, 1916.

Application filed April 27, 1915. Serial No. 24,298.

To all whom it may concern:

Be it known that I, CHARLES B. MERCER, a citizen of the United States, residing at North Pittston, in the county of Luzerne and State of Pennsylvania, have invented new and useful Improvements in Safety Pencil-Holders, of which the following is a specification.

The invention relates to pencil holders, and more particularly to the class of safety clips for pencils, pens or other like writing implements.

The primary object of the invention is the provision of a clip or holder of this character wherein the same can be fastened to a garment, belt, or the like, so that pencils or other writing instruments can be engaged therein for the holding of the same to prevent the accidental loss thereof when not in use.

Another object of the invention is the provision of a clip or holder of this character wherein the construction thereof is of novel form so as to permit the free engagement of a pen, pencil or other like writing instrument therein, and also to permit the quick and easy fastening of the said clip or holder to a garment, the pen, pencil or other like writing instrument being firmly held therein to prevent possibility of the loss of the same, and that will be held in position for free accessibility.

A further object of the invention is the provision of a clip or holder of this character which is extremely simple in construction, thoroughly reliable and efficient in its purpose, strong, durable, and inexpensive in manufacture.

With these and other objects in view, the invention consists in the construction, combination and arrangement of parts as will be hereinafter fully described, illustrated in the accompanying drawing, and pointed out in the claims hereunto appended.

In the drawing:—Figure 1 is a fragmentary elevation of a garment showing the clip or holder constructed in accordance with the invention fastened thereto with a pencil and pen held therein, the pocket of the garment being partly broken away. Fig. 2 is a perspective view of the clip or holder detached. Fig. 3 is a vertical lon-

gitudinal sectional view through the clip or holder. Fig. 4 is a sectional view on the line 4—4 of Fig. 3. Fig. 5 is a sectional view on the line 5—5 of Fig. 3. Fig. 6 is an edge elevation.

Similar reference characters indicate corresponding parts throughout the several views in the drawing.

Referring to the drawing in detail, A designates a portion of a garment which may be in the nature of a vest, shirt, or other like garment having the usual outside pocket B, the same being merely shown to illustrate the application and the manner of use of the clip or holder hereinafter fully described.

The clip or holder comprises a pair of closely arranged parallel frames 5 and 6, respectively, which are constructed correspondingly to safety pins, with the exception that the pin member 7 of the frame 5 is permanently engaged in the guard 8, which is pressed inwardly about its marginal edge to conceal the pin member 7 and permanently hold the same closed, while the pin member 9 of the frame 6 is free for engagement in the guard 10 or its disengagement therefrom identically to the ordinary safety pin.

The frames 5 and 6 are permanently fastened together through the medium of hollow rivets 11, which are passed through the guards 8 and 10, and also through the convoluted spring portions 12 of the respective frames.

Mounted upon the stretch of the frame 5 and the pin member 7 thereof are resilient tube sections 13 which form frictional grips for the pen, pencil, or like writing instrument, which are passed between the sections 13 to be frictionally held thereby in the frame 5. The pin member 9 of the frame 6 is adapted to be passed into the fabric of the garment and engaged in the guard 10 for the fastening of the clip or holder thereon at the point of the mouth of the pocket B therein, although it is to be understood that the clip or holder can be fastened to the garment at any other point to suit the convenience of the user thereof.

From the foregoing description, taken in connection with the accompanying drawing, the construction of the device will be clearly

understood, and therefore a more extended explanation has been omitted.

What is claimed is:—

A clip or holder comprising a pair of companion safety pins, means fastening the pins together, the movable pin member of one of the safety pins being permanently fastened closed, while the pin member of the other

safety pin is free, and resilient tube sections carried by the closed safety pin. 10

In testimony whereof I affix my signature in presence of two witnesses.

CHARLES B. MERCER.

Witnesses:

MICHAEL CALIHAN,
EVAN GRIFFITH.

Copies of this patent may be obtained for five cents each, by addressing the "Commissioner of Patents, Washington, D. C."