

L. H. TORREY.
 BALL STOP FOR INDOOR GOLF.
 APPLICATION FILED FEB. 23, 1915.

1,166,496.

Patented Jan. 4, 1916.

Fig. 1.

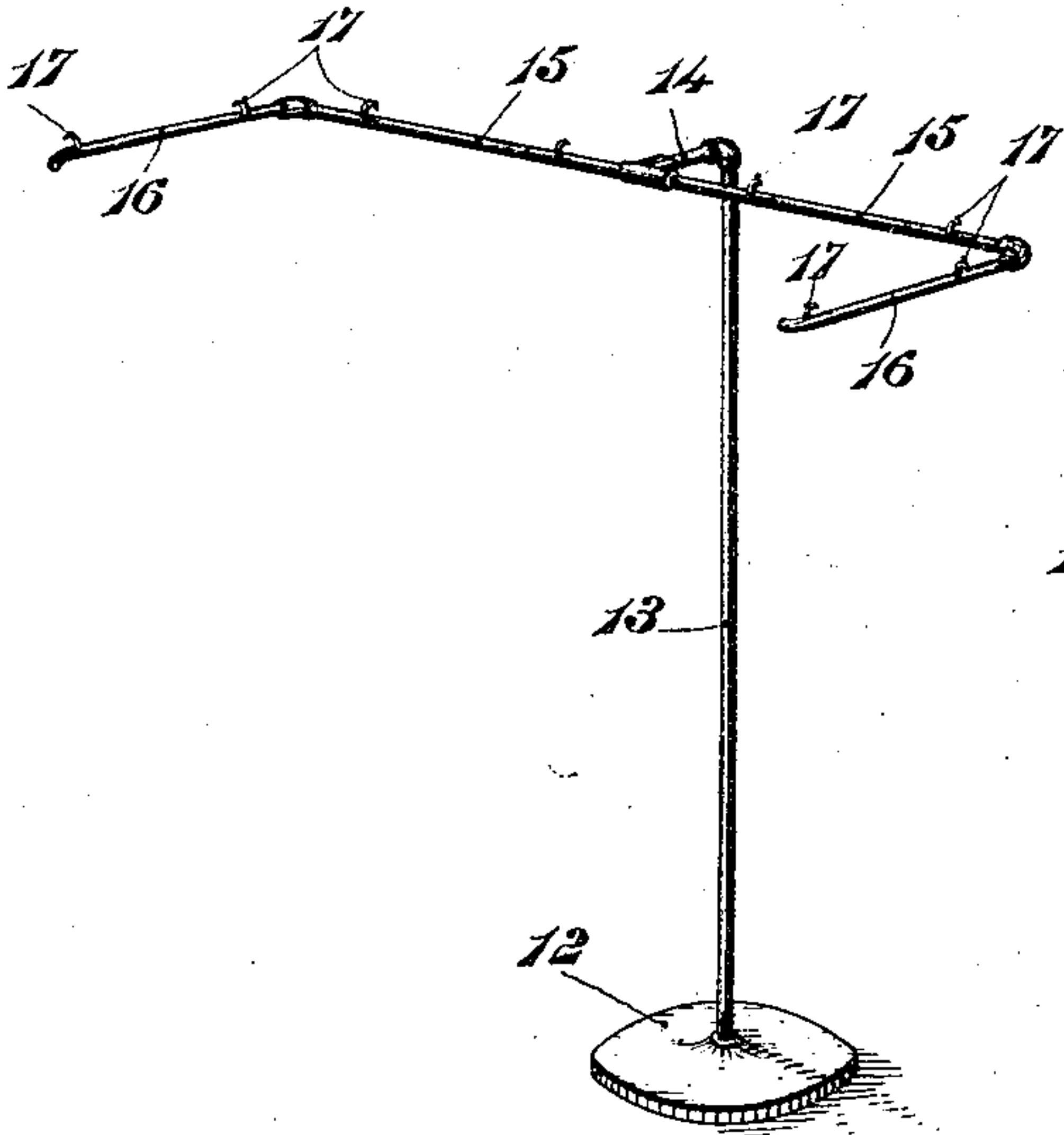


Fig. 2.

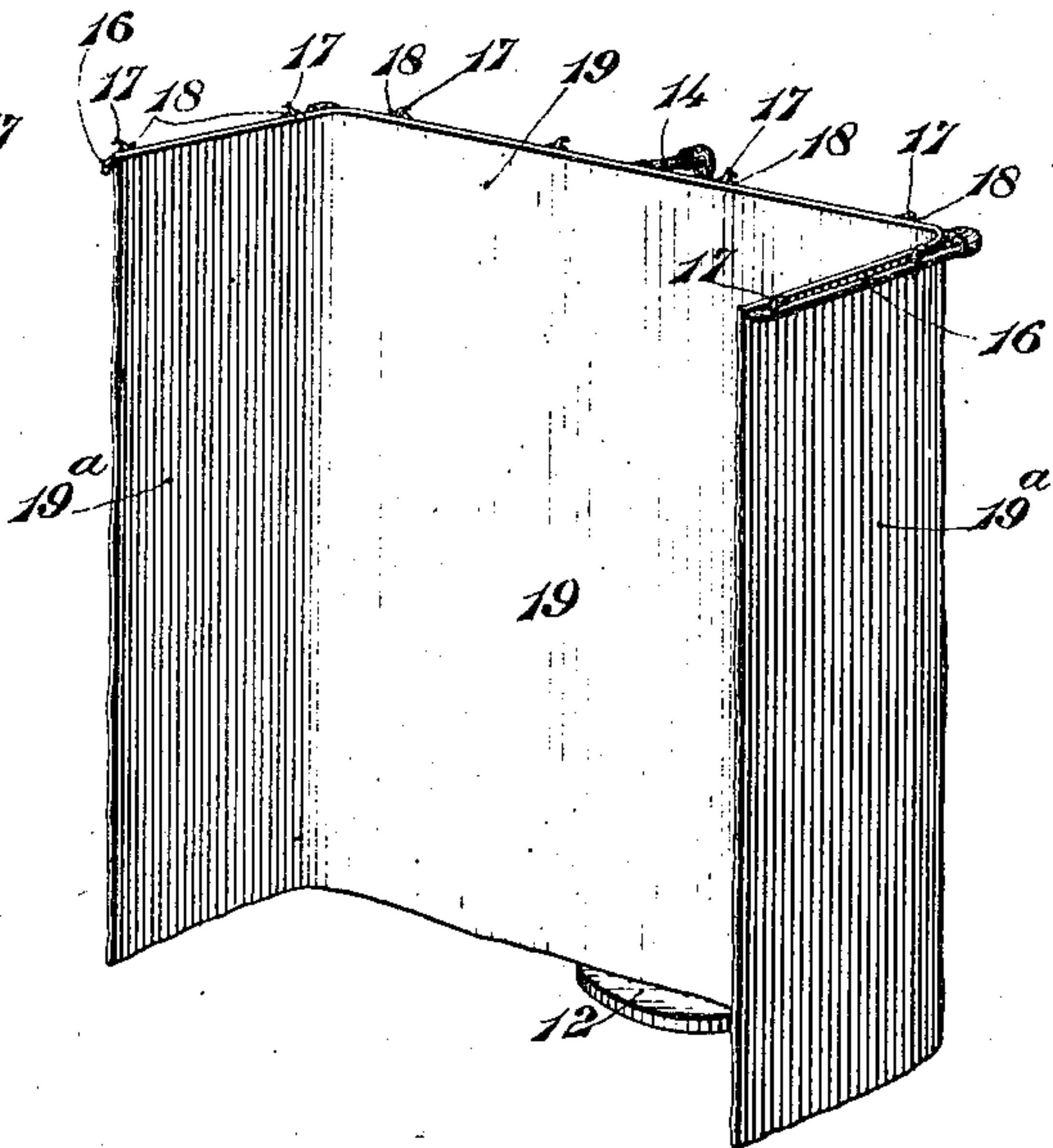


Fig. 3.

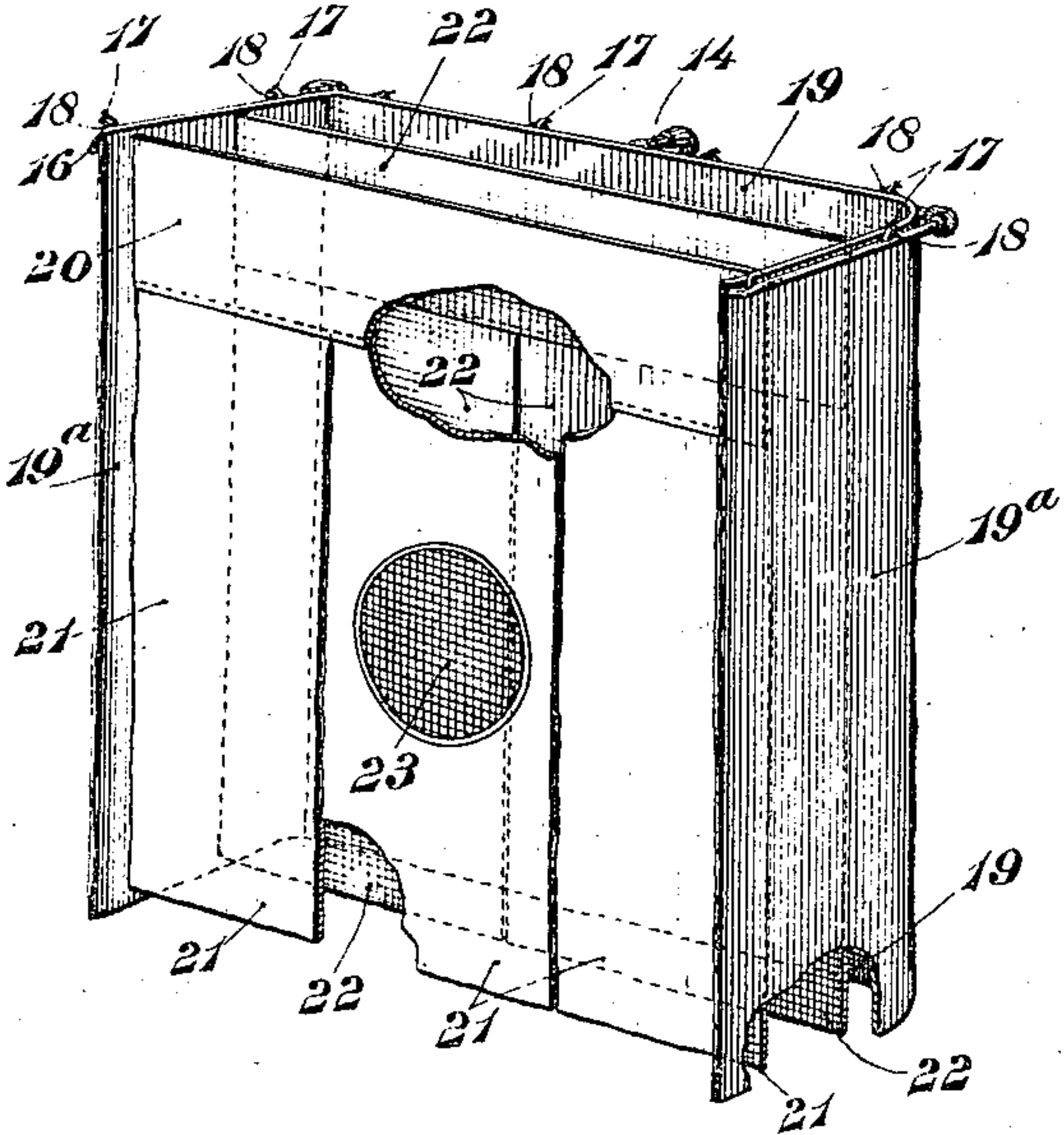
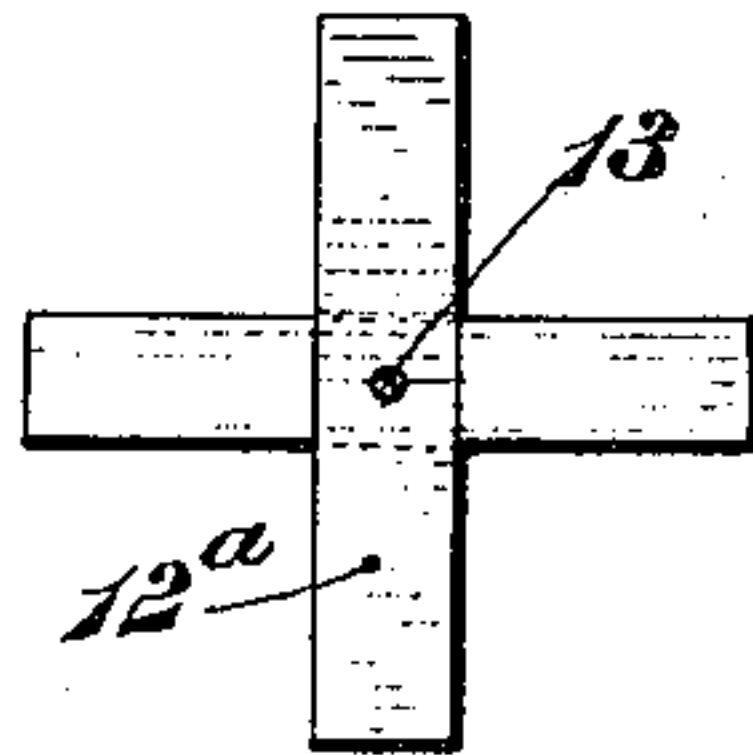


Fig. 4.



Witnesses:

Harry King
W. M. Sweeney

Inventor:
Lewis H. Torrey
 By *Albert A. Eaton*
 Attorneys.

UNITED STATES PATENT OFFICE.

LEWIS H. TORREY, OF WORCESTER, MASSACHUSETTS.

BALL-STOP FOR INDOOR GOLF.

1,166,496.

Specification of Letters Patent.

Patented Jan. 4, 1916.

Application filed February 23, 1915. Serial No. 9,922.

To all whom it may concern:

Be it known that I, LEWIS H. TORREY, a citizen of the United States, residing at Worcester, in the county of Worcester and State of Massachusetts, have invented or discovered certain new and useful Improvements in Ball-Stops for Indoor Golf, of which the following is a specification, reference being had therein to the accompanying drawing.

This invention has for its object to provide a ball stop for indoor golf practice, and which is of such construction that a golf ball may be driven against the same with the full force of an outdoor swing or drive without danger of doing any damage, as will hereinafter more fully appear.

In the accompanying drawing Figure 1 is a perspective view of the support or framework of the new ball stop. Fig. 2 is a perspective view of the same with the main curtain attached thereto, and Fig. 3 is a perspective view of the complete stop comprising the main and auxiliary curtains. Fig. 4 shows a modified form of base.

Referring to the drawing, 12 denotes a weighted base, which will preferably be of cast iron or other suitable metal or metals. Rising from the said base is a standard 13 consisting of a rod preferably removably attached to the said base by being screwed into the same. Supported from the top of the standard 13, preferably by a short forwardly extending rod 14, is a back bar 15 having forwardly extending bars or arms 16. The bars or arms 16 are preferably removably connected with the back bar 15 by being screwed into elbows at the ends of said back bar, and the said back bar is also preferably removably connected to the top of the standard 13, either by being made in parts screwed into a coupling at the forward end of the bar 14, or by having the said bar 14 screwed into a coupling at the top of the said standard 13. By virtue of this construction the framework may be taken apart so that it may be packed into close compass.

The back bar 15 and its forwardly extending bars or arms 16 are provided with hooks 17 for the convenient removable attachment of the main and auxiliary curtains which will be provided with loops or eyelets 18 for the reception of said hooks.

The stop curtains preferably consist of a

main curtain 19 the end portions of which may be attached to the arms 16 affording side curtains 19^a. To the forward ends of the bars or arms 16 is attached a front or auxiliary curtain consisting preferably of a top portion 20 with separated parts 21 depending therefrom, this front curtain, with its depending separated parts, being preferably made somewhat shorter than the main or back curtain.

In the practice of indoor golf, with the improved ball stop a light golf ball consisting preferably of a sphere of cork, surfaced or covered to resemble an ordinary golf ball, will preferably be employed. However, instead of a light ball, such as that just referred to, an ordinary golf ball may be used; and in using such somewhat heavier golf ball a second auxiliary curtain 22, suspended between the front auxiliary curtain and the back curtain 19, will preferably be employed, this auxiliary curtain 22 preferably having a slitted lower part, like the front auxiliary curtain. The auxiliary curtain 22 will preferably be so formed that its slitted part will "break joints" with the front auxiliary curtain, so that if the heavier ball should pass through the slits in the front curtain it will strike one of the separated depending parts of the curtain 22, and thus the ball will be retarded. The central part of the front auxiliary curtain may be provided with a suitable designating mark or character, as 23, to assist in taking aim for a straight drive.

With a ball stop such as is above described indoor golf may be safely played in any room where there is a suitable clear space, as a space 12x9 feet, and the ball may safely be driven against the stop with all the force of an outdoor drive, thus enabling a golfer to keep up his practice in the winter time and keep his muscles in shape for the next season's play.

In driving a ball against the improved stop it may force its way through the divided or separated auxiliary retarding curtain or curtains, but if not stopped thereby will be finally stopped by the rear curtain, and will fall to the floor.

Instead of a weighted metal base, as 12, a wooden cross-piece base, as 12^a, Fig. 4, may be employed, if desired, or the base may be of any other suitable form.

Having thus described my invention I

claim and desire to secure by Letters Patent:

1. A ball stop, for indoor golf practice, comprising a curtain-support having a suitable base, a rear flexible stop or curtain, means for removably attaching said stop or curtain to said support, and one or more flexible retarding curtains in front of said rear stop or curtain.
2. A ball stop, for indoor golf practice, comprising a curtain-support having a suitable base, a rear flexible stop or curtain, means for removably attaching said stop or curtain to said support, and one or more flexible retarding curtains in front of said rear stop or curtain, said retarding curtains having depending, separated lower portions.
3. A ball stop, for indoor golf practice, consisting of a curtain-support comprising a suitable base, a standard removably mounted on said base, a curtain support removably connected with the top of said standard and comprising a back bar and forwardly extending bars or arms removably attached to said back bar, back, side and front curtains, and means for removably attaching said curtains to said back bar and arms.
4. A ball stop, for indoor golf practice, consisting of a curtain-support comprising a suitable base, a standard removably mounted on said base, a curtain support removably connected with the top of said standard and comprising a back bar and forwardly extending bars or arms removably attached to said back bar, back, side and front curtains, and means for removably attaching said curtains to said back bar and arms.

wardly extending bars or arms removably attached to said back bar, back, side and front curtains, and means for removably attaching said curtains to said back bar and arms, said means consisting of hooks on said back bar and arms and loops or eyelets on said curtains.

5. A ball stop, for indoor golf practice, consisting of a curtain-support comprising a suitable base, a standard removably mounted on said base, a curtain support removably connected with the top of said standard and comprising a back bar and forwardly extending bars or arms removably attached to said back bar, back, side and front curtains, and means for removably attaching said curtains to said back bar and arms, the said front curtain being partly divided vertically.

6. A knock-down frame-work, for supporting stop curtains for indoor golf practice, consisting of a suitable base, a vertical rod or standard removably attached to said base, and curtain-supporting bars removably connected with the upper part of said standard and formed in detachable parts, combined with a three-sided rear stop curtain, and one or more flexible retarding curtains in front of said rear stop curtain.

In testimony whereof I affix my signature, in presence of two witnesses.

LEWIS H. TORREY.

Witnesses:

FRANK L. HALE,
E. H. H. WILSON.