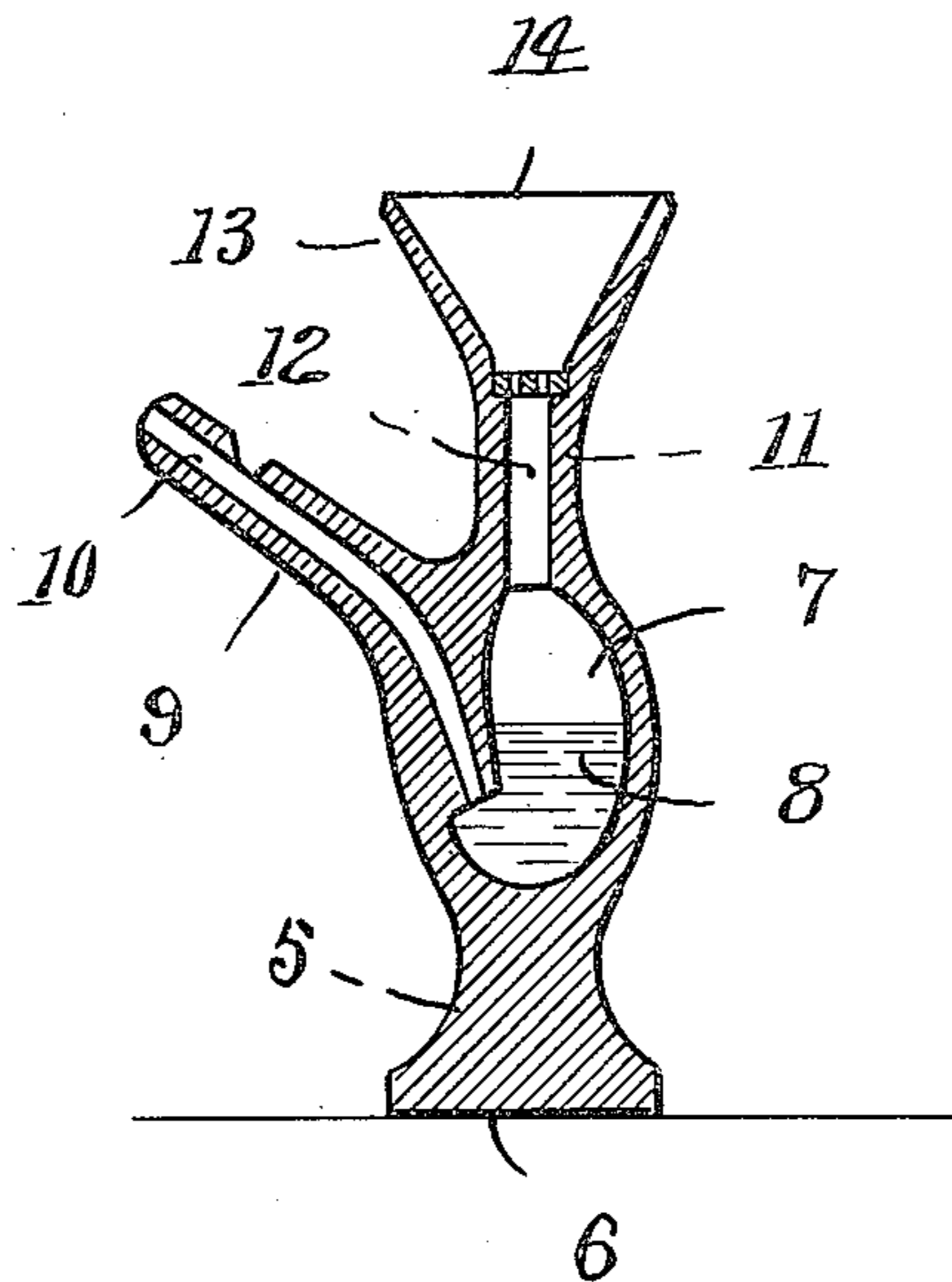


R. TIKIJIAN.  
WHISTLE.  
APPLICATION FILED JULY 20, 1915.

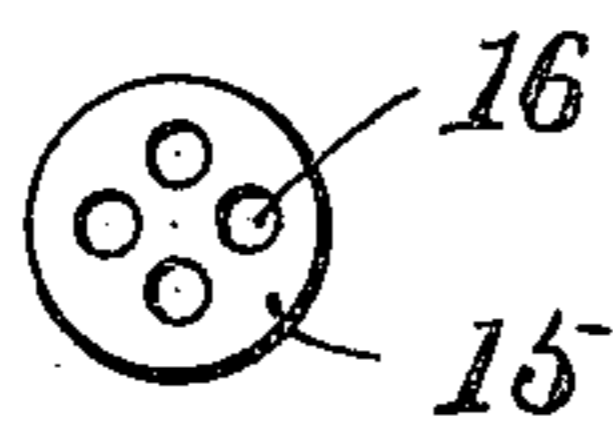
1,154,672.

Patented Sept. 28, 1915.

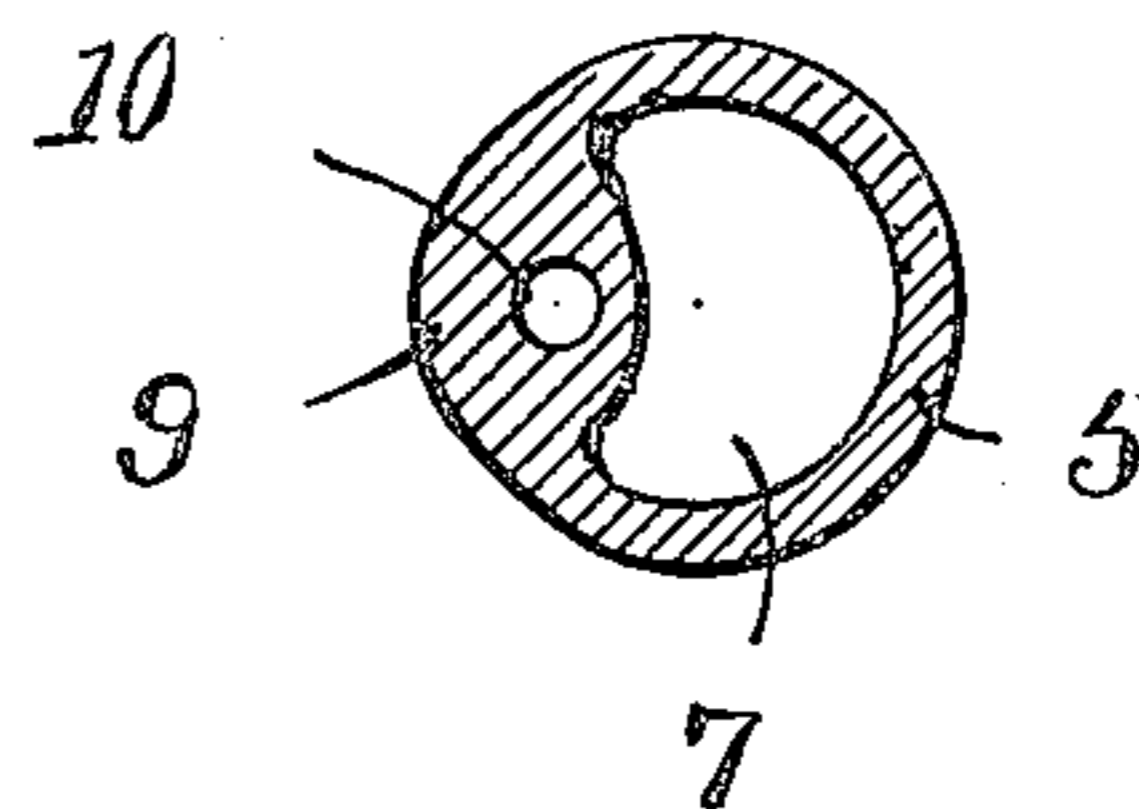
*Fig. 1.*



*Fig. 2.*



*Fig. 3.*



Witnesses  
*Albert H. Hill.*  
*Julia M. Whelan.*

Inventor  
*Richard Tikijian*  
By *Chamberlain & Newman*  
Attorneys

# UNITED STATES PATENT OFFICE.

RICHARD TIKIJIAN, OF WATERBURY, CONNECTICUT.

## WHISTLE.

1,154,672.

Specification of Letters Patent. Patented Sept. 28, 1915.

Application filed July 20, 1915. Serial No. 40,829.

*To all whom it may concern:*

Be it known that I, RICHARD TIKIJIAN, a citizen of the United States, and resident of Waterbury, in the county of New Haven and State of Connecticut, have invented certain new and useful Improvements in Whistles, of which the following is a specification.

This invention relates to toys and especially to sound producing devices of the whistle type.

The purpose of the invention is to provide an improved form of toy of the above class which may be blown into, in a way to produce notes and sounds in imitation of birds and other living creatures.

It is a special object of the invention to improve upon my former patent dated Dec. 8, 1914 and numbered 1,119,897 by providing means for carrying the intake air from the mouth piece into the bottom of the water chamber below the water line, and further and particularly to provide a perforated inclosure for the top of the chamber whereby the blast of air blown in through the mouth piece can escape, but which covering will prevent the water from blowing out.

With these and other objects in view the invention resides and consists in the construction and novel combination and arrangement of parts hereinafter more fully described, illustrated in the accompanying drawings, and pointed out in the claims hereto appended, it being understood that various changes in the form, proportion, size and minor details of construction within the scope of the claims may be resorted to without departure from the spirit or sacrificing any of the advantages of the invention.

Similar characters of reference denote like or corresponding parts throughout the several figures of the accompanying drawings forming a part of this specification and upon which,

Figure 1 shows a central vertical section through my improved form of whistle. Fig. 2 is an enlarged sectional plan view of the perforated inclosure cap used in the neck of the whistle, and Fig. 3 shows a transverse sectional plan view taken on line 2—2 of Fig. 1.

Referring in detail to the characters of

reference marked upon the drawings 5 represents the base of the whistle which as will be noted includes a flat bottom portion 6 that serves as a means for supporting the device in an upright position. Within the central portion of the body is formed a water chamber 7 which in practice is adapted to be filled one-half or two-thirds full of water 8.

The extended mouth piece 9 contains an elongated opening 10 that runs from the outer end of the mouth piece into the lower portion of the chamber 7 and which as will be noted is below the line of the water in the chamber. This necessitates the blast of air blown in through the mouth piece entering the chamber through the water thus producing a warbling sound. The neck 11 which is formed integral with the body 5 and upon the top portion of the same, includes a central air passage 12 that communicates with the top portion of the chamber 7. Upon the upper portion of this neck is formed a flange 13 that produces a cone like filling mouth 14 for the receptacle and into which the operator may place his finger from time to time to throttle and regulate the amount of escaping air in a manner to vary the sounds.

15 represents a perforated closure for the passage 12 in the neck of the whistle. This inclosure is preferably formed of a separate piece of metal and forced into the neck of the whistle to form a tight fit or it could obviously be formed integral with the body portion and the holes 16 drilled out. The purpose of this perforated inclosure is to allow the air to escape through the top, but to prevent the escape of water.

Having thus described my invention what I claim and desire to secure by Letters Patent is:—

1. A whistle of the class described, the same comprising a body portion including a base, a central chamber adapted to contain water and having a perforated top portion, a conical extension and neck around the perforations, a mouth piece projected from the side of the body and extended into the chamber and below the water line thereof.

2. A whistle of the class described, the same comprising a body portion including a base, a central chamber adapted to contain water, a projected mouth piece having an

air inlet extending into the lower portion  
of the water chamber and below the water  
line, a neck upon the top of the body having  
an upwardly and outwardly extended flange,  
5 an opening through the neck and into the  
chamber, and a perforated inclosure cover-  
ing the opening of the neck.

Signed at Waterbury in the county of  
New Haven and State of Connecticut this 17  
day of July A. D., 1915.

RICHARD TIKIJIAN.

Witnesses:

THOMAS MARTONE,  
CHARLES SUMMA.

Copies of this patent may be obtained for five cents each, by addressing the "Commissioner of Patents,  
Washington, D. C."