

US011508219B2

(12) **United States Patent**
Bolling, Jr. et al.

(10) **Patent No.:** **US 11,508,219 B2**
(45) **Date of Patent:** ***Nov. 22, 2022**

(54) **SKILL-BASED GAMING MACHINE AND METHOD THAT MAINTAIN A DESIRED RETURN TO PLAYER**

(58) **Field of Classification Search**
None
See application file for complete search history.

(71) Applicant: **Aristocrat Technologies Australia Pty Limited**, North Ryde (AU)

(56) **References Cited**

(72) Inventors: **T. Grant Bolling, Jr.**, Maryland Heights, MO (US); **Kurt Larsen**, Las Vegas, NV (US); **C'era Oliveira**, Las Vegas, NV (US); **Joseph Masinter**, Las Vegas, NV (US)

U.S. PATENT DOCUMENTS

6,146,273 A 11/2000 Olsen
6,203,429 B1 * 3/2001 Demar G07F 17/32
463/20

(Continued)

(73) Assignee: **ARISTOCRAT TECHNOLOGIES AUSTRALIA PTY LIMITED**, North Ryde (AU)

OTHER PUBLICATIONS

(*) Notice: Subject to any disclaimer, the term of this patent is extended or adjusted under 35 U.S.C. 154(b) by 0 days.

John GodGames, Pong Toss: Frat Party Games / Beer Pong—WiiWare Wii Gameplay 1080p (Dolphin GC/Wii Emulator), Jan. 12, 2015 , <https://www.youtube.com/watch?v=S8k1yrdnko4> , p. 1 (Year: 2015).

(Continued)

This patent is subject to a terminal disclaimer.

Primary Examiner — Tramar Harper

(21) Appl. No.: **17/330,221**

(74) *Attorney, Agent, or Firm* — McAndrews, Held & Malloy, Ltd.

(22) Filed: **May 25, 2021**

(65) **Prior Publication Data**

US 2021/0280019 A1 Sep. 9, 2021

Related U.S. Application Data

(63) Continuation of application No. 16/521,797, filed on Jul. 25, 2019, now Pat. No. 11,049,368, which is a (Continued)

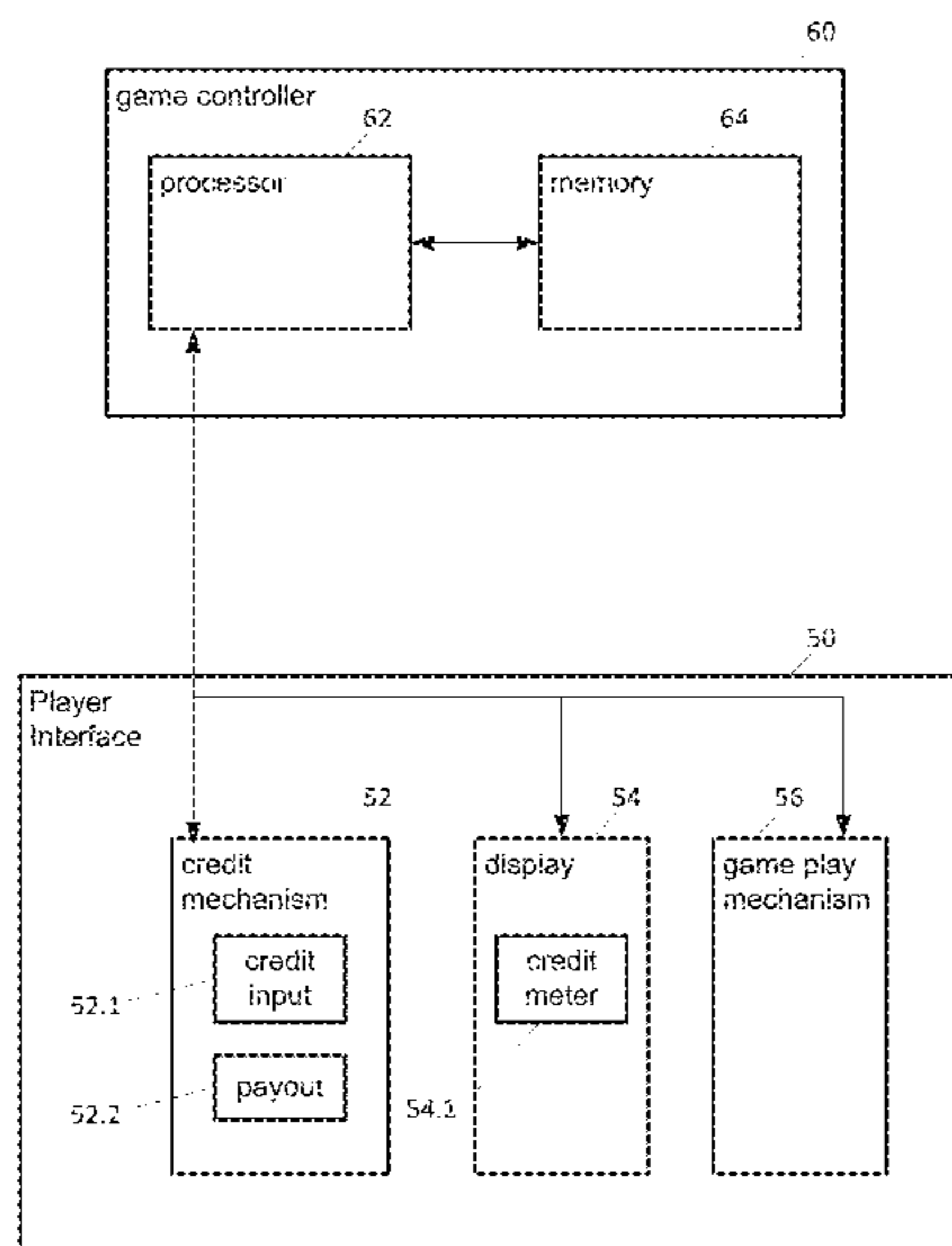
(57) **ABSTRACT**

A gaming machine having an electronic display which displays a plurality of empty drinking cups. A game controller causes the display of a ball and its movement toward and into one of the empty cups. A game play mechanism allows the player to direct the movement of the ball. If the player is successful in movement of a ball into a cup, the cup and the ball is then removed from the display. During play of the game, an amount of sobriety is determined in accord with the number of cups removed by the player. In accordance with the amount of sobriety determined, the cups are displayed in wobbling movement in order to give amusement to the game as well as difficulty in the play.

(51) **Int. Cl.**
G07F 17/32 (2006.01)

(52) **U.S. Cl.**
CPC **G07F 17/3295** (2013.01); **G07F 17/3209** (2013.01); **G07F 17/3211** (2013.01); **G07F 17/3244** (2013.01)

20 Claims, 8 Drawing Sheets



Related U.S. Application Data

continuation of application No. 15/812,791, filed on
Nov. 14, 2017, now Pat. No. 10,417,875.

(56)

References Cited

U.S. PATENT DOCUMENTS

8,128,476	B1	3/2012	Sidhu	
10,210,697	B1	2/2019	Giuffria	
2002/0049082	A1	4/2002	Bansemer	
2003/0058238	A1*	3/2003	Doak G06T 19/00 709/217
2003/0064783	A1	4/2003	Baerlocher	
2003/0199305	A1	10/2003	Mathis	
2004/0038720	A1*	2/2004	Valente A63F 3/00157 463/11
2004/0048644	A1*	3/2004	Gerrard G07F 17/3244 463/16
2006/0030400	A1	2/2006	Mathis	
2006/0100019	A1*	5/2006	Hornik G07F 17/32 463/42
2007/0060240	A1*	3/2007	White G07F 17/32 463/13
2007/0202943	A1*	8/2007	Thomas G07F 17/3258 463/27
2008/0153570	A1	6/2008	Esses	
2009/0061999	A1*	3/2009	Popovich G07F 17/3262 463/26
2009/0082087	A1	3/2009	Pacey	
2009/0117988	A1*	5/2009	Mathis G07F 17/34 463/20
2009/0280891	A1*	11/2009	Filipour G07F 17/3232 463/22
2010/0056243	A1	3/2010	Czyzewski	
2010/0056247	A1	3/2010	Nicely	
2010/0160030	A1*	6/2010	Indrakumar G07F 17/3258 463/20

2011/0053676	A1	3/2011	Wolf	
2011/0065492	A1*	3/2011	Acres G07F 17/3227 463/43
2011/0118011	A1*	5/2011	Filipour G07F 17/3267 463/30
2011/0207527	A1	8/2011	Sims	
2011/0244951	A1	10/2011	Shaw	
2012/0115581	A1	5/2012	Englman	
2012/0122561	A1	5/2012	Hedrick	
2013/0084930	A1	4/2013	Chang	
2014/0302898	A1	10/2014	Vann	
2014/0378195	A1	12/2014	Lee	
2015/0317878	A1*	11/2015	Saltiel G07F 17/34 463/27
2015/0375102	A1	12/2015	George	
2016/0343211	A1*	11/2016	Graboyes Goldman G07F 17/3225
2016/0379451	A1	12/2016	Kup-Ferroth	
2018/0012454	A1	1/2018	Thirumaleshwar	
2018/0025588	A1	1/2018	Ma	
2018/0068529	A1*	3/2018	Delekta G07F 17/3258
2018/0075707	A1*	3/2018	Hirai G07F 17/3209
2018/0082542	A1*	3/2018	Schaefer G07F 17/3209
2019/0126115	A1	5/2019	Yip	

OTHER PUBLICATIONS

Office Action dated Sep. 3, 2020 for U.S. Appl. No. 16/521,797 (pp. 1-20).
Office Action dated Jan. 6, 2021 for U.S. Appl. No. 16/521,797 (pp. 1-23).
Notice of Allowance dated Mar. 23, 2021 for U.S. Appl. No. 16/521,797 (pp. 1-7).
Corrected Notice of Allowability dated Apr. 14, 2021 for U.S. Appl. No. 16/521,797 (pp. 1-2).

* cited by examiner

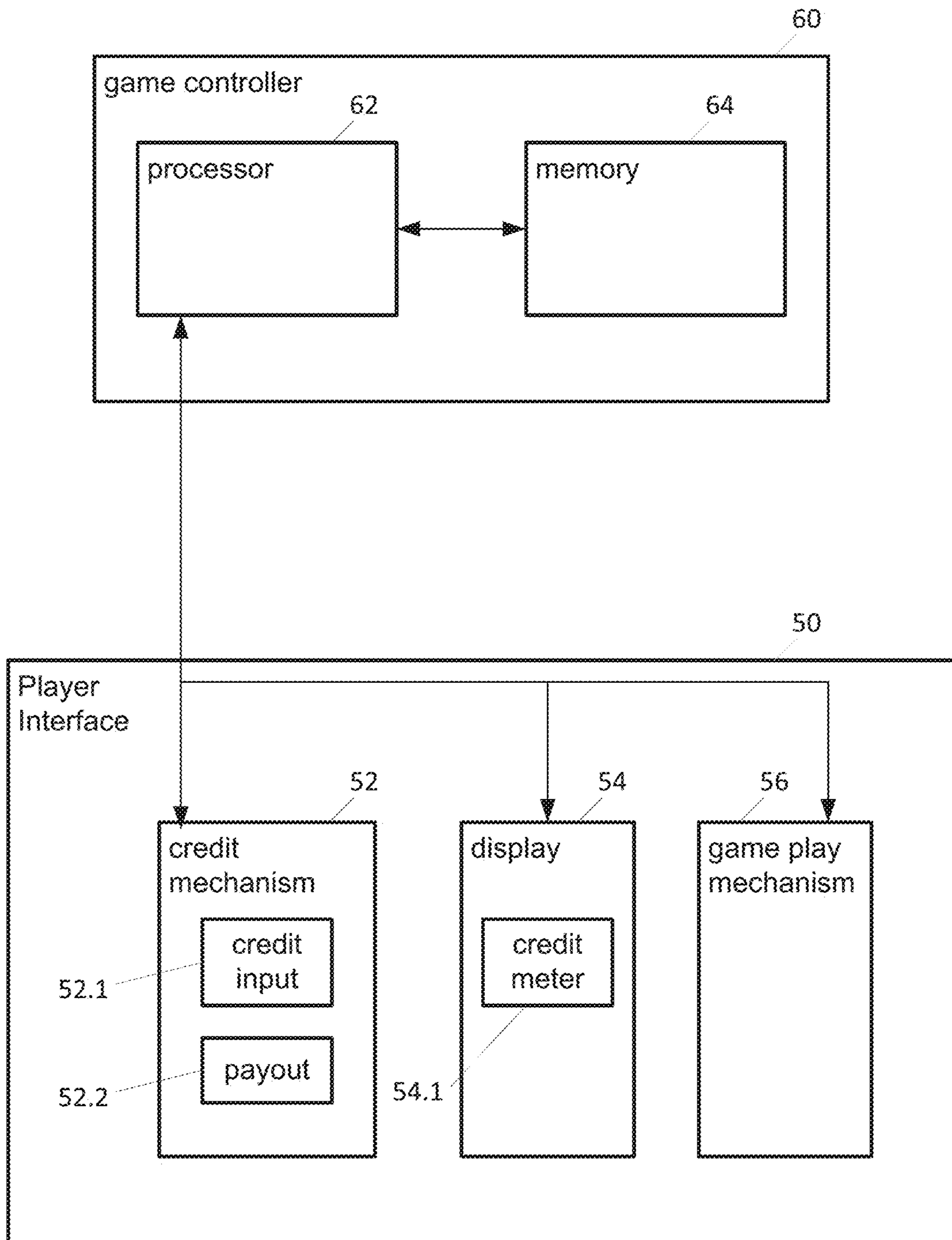


FIG. 1

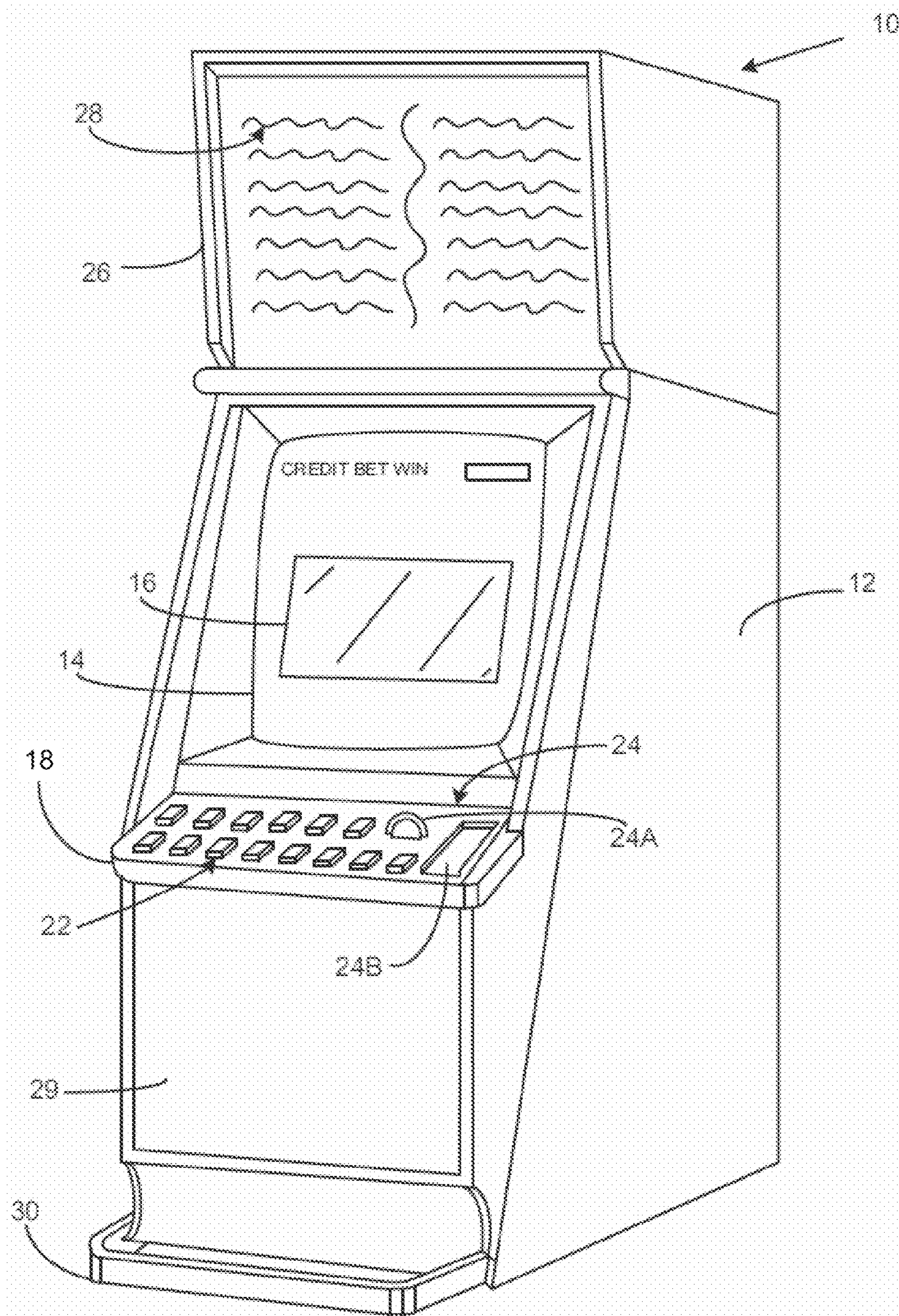


FIG. 2

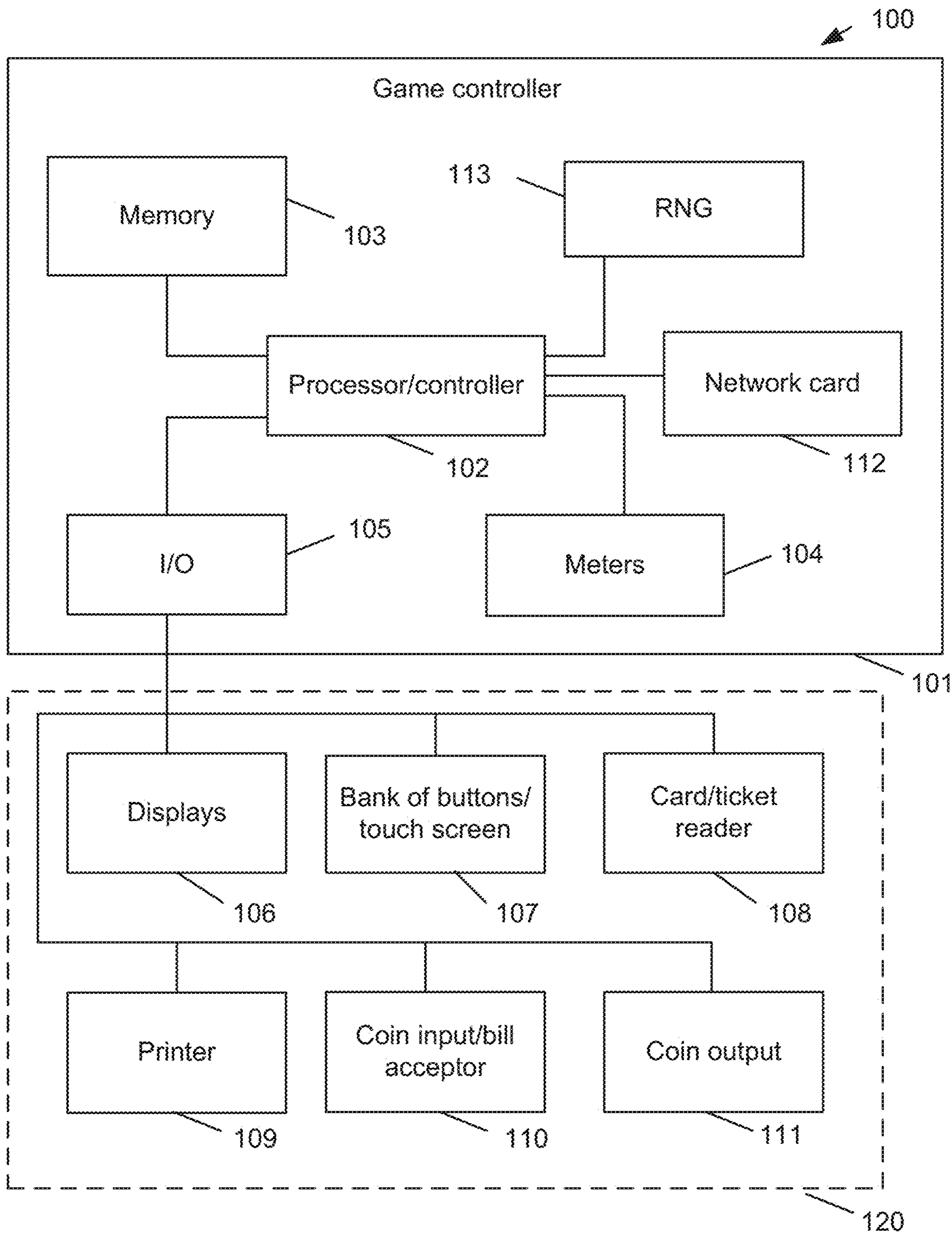


FIG. 3

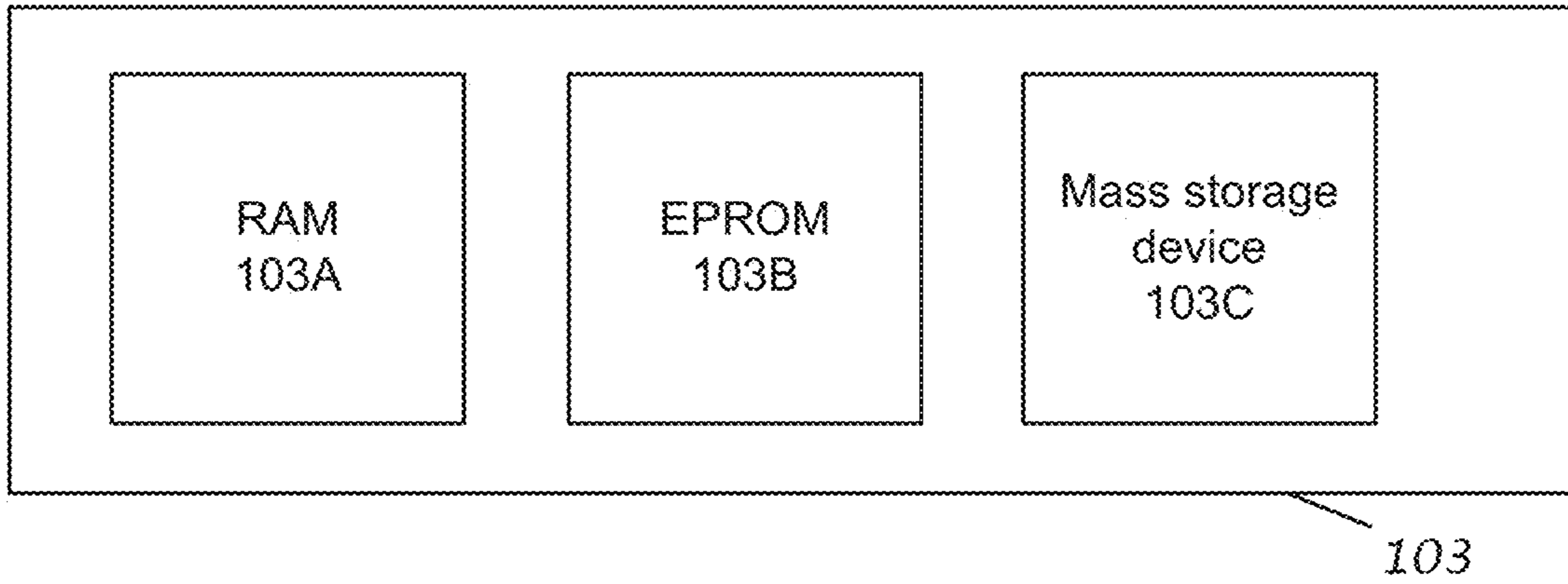


FIG. 4

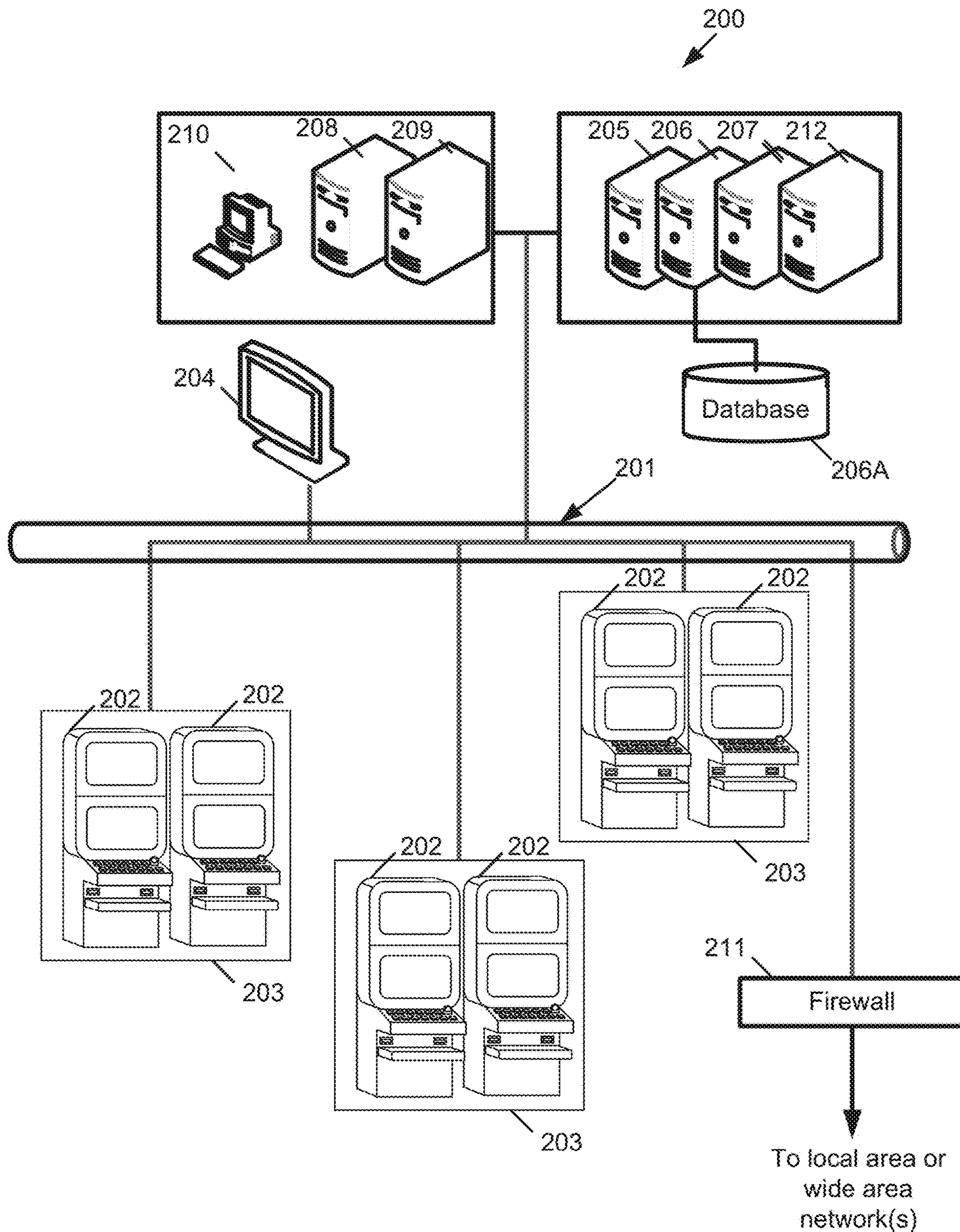


FIG. 5

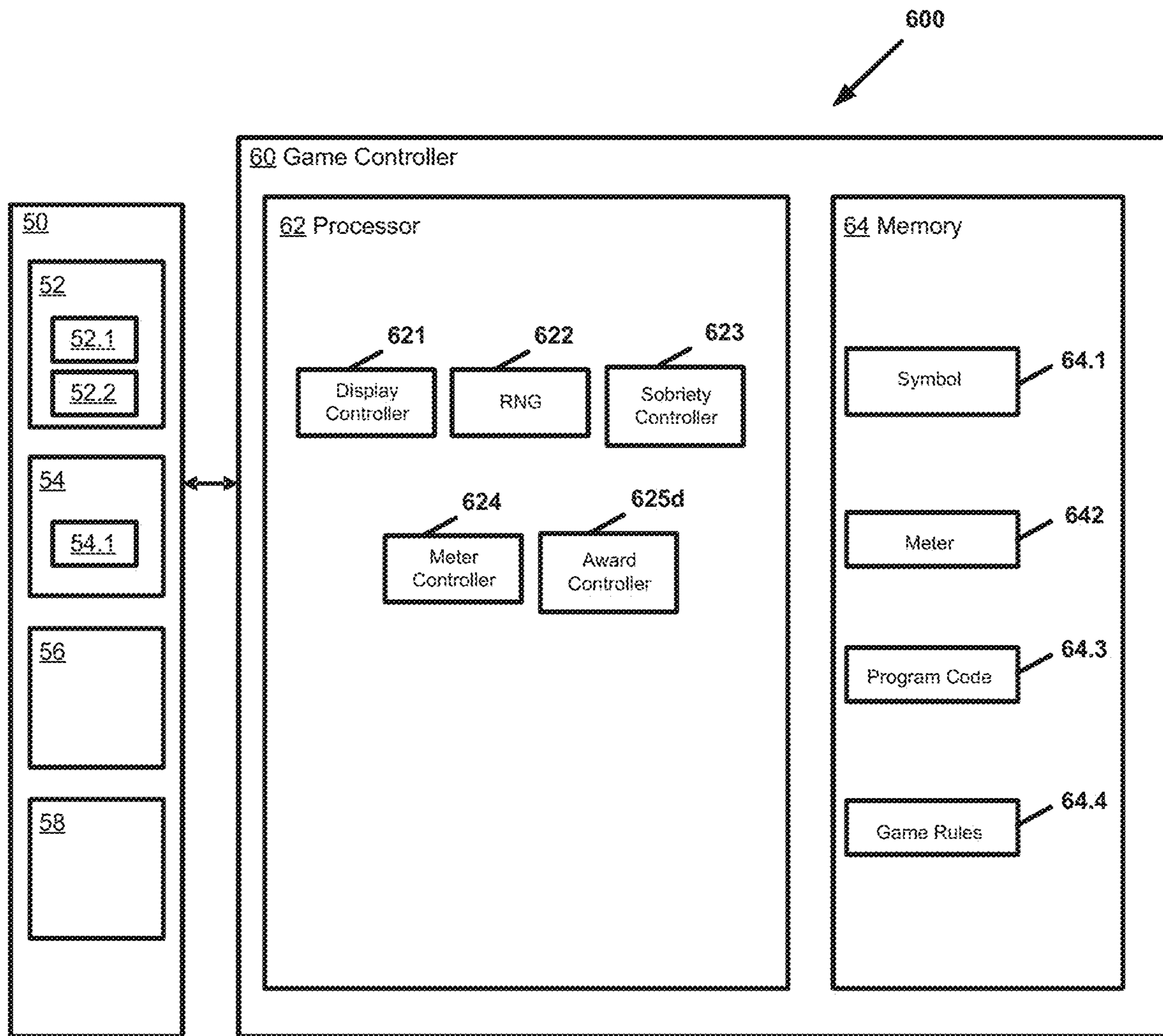


FIG. 6




FIG. 7

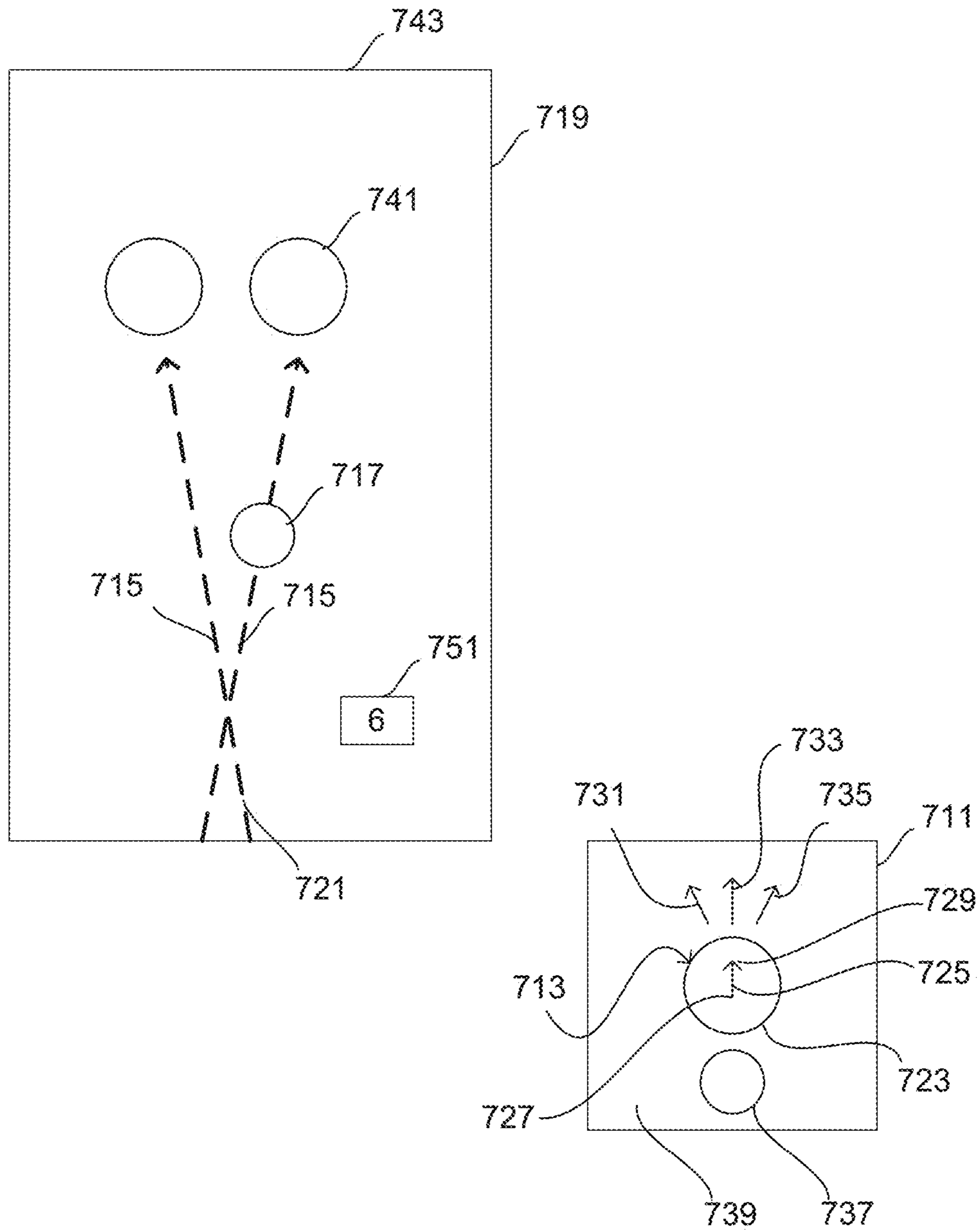


FIG. 8

1

SKILL-BASED GAMING MACHINE AND METHOD THAT MAINTAIN A DESIRED RETURN TO PLAYER

RELATED APPLICATIONS

The present application is a continuation of U.S. patent application Ser. No. 16/521,797, filed Jul. 25, 2019, which is a continuation of U.S. patent application Ser. No. 15/812,791, filed Nov. 14, 2017, the disclosures of which are hereby incorporated by reference in their entirety.

BACKGROUND

Some age groups, particularly young people and type A males, do not tend to play slot machines. This is particularly so where little or no skill is involved in the game, and no interaction takes place with other players.

Younger people and type A males are familiar with various non-slot machine games. For example, one game of skill is a game called Beer Pong. Beer Pong is a drinking game in which two players compete against one another. Both players have 10 cups of beer in front of each of them. The players take turns throwing a Ping Pong ball at the other player's cups trying to land the ball in one of the cups. If the ball lands in a cup, the player owning the cup must drink the beer in the cup and remove the cup from in front of him or her before continuing play. The winner of the game is the last player to still have cups remaining in front of him or her.

In some existing gaming machines, a game is played in which some type of skill is required. In addition, some casino games provide "head-to-head" play where two players compete against one another.

Such head-to-head games in casinos may require a particular win/loss awarding to the players. For example, most head-to-head wagering has a "rake," i.e., a house fee that is charged, and thereafter, the wins and losses are between the players.

The need exists for new casino gaming systems and alternative methods to provide games in which skill is involved and in which competition between players may be had. Thus, the need exists for a larger variety of skill type games, which increase player enjoyment.

It is therefore an object of the present invention to provide a gaming machine that will appeal to young people and have a win distribution similar to a conventional slot machine.

It is also an object of the present invention to provide a skill based gaming machine in which the minimum and maximum return meets jurisdictional requirements and player's expectations.

It is a further object of the invention to provide a game that may be used in either a solo play or may be used in head-to-head play.

It is still a further object of the invention to provide apparatus and method to achieve competition that can be monetized in a casino.

BRIEF SUMMARY

The present invention provides a gaming machine for use by a player to play a game and for the player to exhibit skill in the play of the game. The level of skill exhibited, i.e., the ability of the player to do well, is first determined and then used to alter the game. Further, in a one player embodiment, the greater the skill put forth by the player increases the difficulty in play by that player in playing the game. In a two

2

player embodiment, the greater the skill put forth by one player increases the difficulty in play by the other player in playing the game.

In addition, the gaming machine is configured to control the win outcomes so as to meet casino's and state's requirements for a wagering.

Further, a method of gaming is disclosed.

In an embodiment, the game includes a selector used by the player to demonstrate skill in the throwing of or directing of a visual ball symbol across a video display toward a visual cup symbol. Based on the play, a skill factor is determined and then used to juggle or jostle the cup targets on the display through movement thereof, and thus make the game more difficult. Such a juggling of targets increases during play as the determined skill level increases. However, such an action is done to facilitate amusement, particularly with two players playing.

In some embodiments, in order to control the minimum and maximum return of the game, a "Kitty" is used. Such a Kitty provides a significant prize amount to the winning player. An ancillary use of a Kitty may be to hold the credits from a lower expected return table. However, such lower credit awards need not be returned in this manner. In such embodiments, the game reveals to the players that no credits are immediately awarded to the player making a bad shot.

For example, in a game, credits are awarded whether the ball lands in a cup or not. A random credit amount awarded for a missed shot comes from a table with a lower expected return than a table used for a "hit" (movement of a ball into a cup). Both of these credit amounts are randomly selected from their respective tables. On a hit, an amount is revealed (randomly selected) from a weighted table A, and that amount is awarded to the player scoring the hit. This awarding is performed to the winning player immediately at the time of the ball movement into the cup. An amount equal to that awarded amount is placed into a Kitty. The game display may visually show the Kitty amount increasing as the game is played. The Kitty will only be awarded to the winning player. On a miss, an amount is revealed (randomly selected) from a weighted table B and that entire amount is placed into the Kitty. The game display shows/reveals that no credits are immediately awarded to the player making a bad shot. Because the values from table A have an expectation of a maximum return to a player (MaxRTP) and the values from table B have an expectation of a minimum return to a player (MinRTP), over time the game will return to the players an amount of money to meet the regulatory and casino needs and satisfy the expectation of players who may not want to play a game where a percentage of their wagers over time is returned to them.

BRIEF DESCRIPTION OF THE DRAWINGS

Embodiments of the disclosure will now be described with reference to the accompanying drawings in which:

FIG. 1 is a block diagram of the core components of a gaming machine according to an embodiment of the present invention.

FIG. 2 is a perspective view of a standalone gaming machine;

FIG. 3 is a block diagram of the functional components of a gaming machine;

FIG. 4 is a schematic diagram of the functional components of a memory;

FIG. 5 is a schematic diagram of a network gaming system.

3

FIG. 6 is a schematic block diagram of the core components of the gaming machine of FIG. 1.

FIG. 7 is a display screen picture of an embodiment of the gaming machine of FIG. 1

FIG. 8 is a diagram schematic of the components of the gaming machine of FIG. 1.

DETAILED DESCRIPTION OF THE PREFERRED EMBODIMENT

Referring to the drawings, there is shown an embodiment of a gaming machine having an electronic display which displays a plurality of empty drinking cups, e.g., beer cups. The gaming machine also includes a game controller to cause the display of a ball, e.g., a ping pong ball, and to control visual movement of the ball toward and into one of the empty cups. The movement of the ball is controlled by the player using a game play mechanism. The player sets the path of the ball to align with a cup, and then releases the ball for movement toward the cup. The player is given ten balls, for example, to “throw” into ten cups.

If the player is successful in movement of a ball into a cup, the cup and the ball are then removed from the display, and, for example, may be used to indicate that the player has drunk a cup of beer.

During play of the game, an amount of sobriety is determined in accord with the number of cups removed by the player, e.g., as an indication of an amount of beer drunk by the player. In accordance with the amount of sobriety determined, the cups may be displayed in movement or wobbling (as though this is what an intoxicated person might see) in order to give amusement to the game as well as difficulty in the play. The movement increases as more and more cups are removed.

Prizes are awarded to the player in accord with the number of cups removed.

General Construction of the Gaming System

The gaming system can take a number of different forms. In a first form, a standalone gaming machine is provided wherein all or most components required for implementing the game are present in a player operable gaming machine.

In a second form, a distributed architecture is provided wherein some of the components required for implementing the game are present in a player operable gaming machine and some of the components required for implementing the game are located remotely relative to the gaming machine. For example, a “thick client” architecture may be used wherein part of the game is executed on a player operable gaming machine and part of the game is executed remotely, such as by a gaming server; or a “thin client” architecture may be used wherein most of the game is executed remotely such as by a gaming server and a player operable gaming machine is used only to display audible and/or visible gaming information to the player and receive gaming inputs from the player.

However, it will be understood that other arrangements are envisaged. For example, architecture may be provided wherein a gaming machine is networked to a gaming server and the respective functions of the gaming machine and the gaming server are selectively modifiable. For example, the gaming system may operate in standalone gaming machine mode, “thick client” mode or “thin client” mode depending on the game being played, operating conditions, and so on. Other variations will be apparent to persons skilled in the art.

Referring to FIG. 1, the gaming system has several core components. At the broadest level, the core components are a player interface 50 and a game controller 60 as illustrated

4

in FIG. 1. The player interface 50 may enable manual interaction between a player and the gaming system and for this purpose includes the input/output components required for the player to enter instructions to play the game and observe the game outcomes.

Components of the player interface may vary from embodiment to embodiment but will typically include a credit mechanism 52 to enable a player to input credits. For example, in some embodiments, the credit mechanism 52 may include a credit input mechanism 52.1 to receive a physical item representing a monetary value for establishing a credit balance. The credit balance may be increasable and decreasable based wagering activities. In accord with the established credit balance, the player places a wager and the gaming system initiates a game. In some embodiments, the credit mechanism 52 also includes a payout mechanism 52.2 to cause a payout associated with the credit balance. The player interface may also include one or more displays 54, a game play mechanism 56 including one or more input devices that enable a player to input game play instructions (e.g. to place a wager), and one or more speakers (not shown). In some embodiments, each of the displays 54 includes a plurality of display positions. In other embodiments, each of the displays 54 includes a plurality of display areas. As shown in FIG. 1, the display 54 also includes a credit meter 54.1. In some embodiments, the credit meter 54.1 displays credits available, credits bet, and/or credits won.

The game controller 60 is in data communication with the player interface 50 and typically includes a processor 62 that processes the game play instructions in accordance with game play rules and outputs game play outcomes to the display(s) 54. Typically, the game play rules are stored as program code in a memory 64 but can also be hardwired. In some embodiments, the memory 64 may also store data indicative of a plurality of symbols, pay tables, images, and other information to be used in games. Herein the term “processor” is used to refer generically to any device that can process game play instructions in accordance with game play rules and may include: a microprocessor, microcontroller, programmable logic device or other computational device, a general purpose computer (e.g. a PC) or a server. That is, a processor may be provided by any suitable logic circuitry for receiving inputs, processing them in accordance with instructions stored in memory and generating outputs (for example on the display). Such processors are sometimes also referred to as central processing units (CPUs). Most processors are general purpose units, however, it is also known to provide a specific purpose processor using an application specific integrated circuit (ASIC) or a field programmable gate array (FPGA).

Referring to FIG. 2, a gaming system in the form of a standalone gaming machine 10 includes a console 12 having a display 14 on which are displayed representations of a game 16 that can be played by a player. A mid-trim 20 of the gaming machine 10 houses a bank of buttons 22 for enabling a player to interact with the gaming machine, in particular during game play. The mid-trim 20 also houses a credit input mechanism 24 (similar to the credit input mechanism 52.1 of FIG. 1) which in this example includes a coin input chute 24A and a bill collector 24B. Other credit input mechanisms may also be employed, for example, a card reader for reading a smart card, debit card or credit card. Other gaming machines may be configured to accept a ticket such that the credit input mechanism 24 may have a ticket reader (not shown) for reading tickets having a value and crediting the player based on the face value of the ticket. A player

5

marketing module (not shown) having a reading device may also be provided for the purpose of reading a player tracking device, for example as part of a loyalty program. The player tracking device may be in the form of a card, flash drive or any other portable storage medium capable of being read by the reading device. In some embodiments, the player marketing module may provide an additional credit mechanism, either by transferring credits to the gaming machine from credits stored on the player tracking device or by transferring credits from a player account in data communication with the player marketing module.

A top box **26** may carry artwork **28**, including for example pay tables and details of bonus awards and other information or images relating to the game. Further artwork and/or information may be provided on a front panel **29** of the console **12**. The gaming machine **10** also includes a payout mechanism in the form of a coin tray **30** that is mounted beneath the front panel **29** for dispensing cash payouts from the gaming machine **10**. Another form of a payout mechanism may include an embedded printer to print out a payout ticket associated with the credit balance that may be redeemed at a cage (not shown).

Display **14** shown in FIG. **2** is in the form of a liquid crystal display. Alternatively, the display **14** may be a light emitting diode display, plasma screen, and/or any other suitable video display unit. The top box **26** may also include a display, for example a video display unit, which may be of the same type as the display **14**, or of a different type.

FIG. **3** shows a block diagram of operative components of a typical gaming machine **100** which may be the same as or different to the gaming machine of FIG. **2**.

Gaming machine **100** of FIG. **3** includes a game controller **101** having a processor **102** mounted on a circuit board. Instructions and data to control operation of the processor **102** are stored in a memory **103**, which is in data communication with the processor **102**. Typically, the gaming machine **100** will include both volatile and non-volatile memory and more than one of each type of memory, with such memories being collectively represented by the memory **103**.

Gaming machine **100** has hardware meters **104** for purposes including ensuring regulatory compliance and monitoring player credit, an input/output (I/O) interface **105** for communicating with peripheral devices of the gaming machine **100**. Input/output interface **105** and/or the peripheral devices may be intelligent devices with their own memory for storing associated instructions and data for use with the input/output interface or the peripheral devices. A random number generator module **113** generates random numbers for use by the processor **102**. Persons skilled in the art will appreciate that the reference to random numbers includes pseudo-random numbers.

In the example shown in FIG. **3**, a player interface **120** includes peripheral devices that communicate with the game controller **101** including one or more displays **106**, a touch screen and/or buttons **107** (which provide a game play mechanism), a card and/or ticket reader **108**, a printer **109**, a bill acceptor and/or coin input mechanism **110** and a coin output mechanism **111**. Additional hardware may be included as part of the gaming machine **100**, or hardware may be omitted as required for the specific implementation. For example, while buttons or touch screens are typically used in gaming machines to allow a player to place a wager and initiate a play of a game, any input device that enables the player to input game play instructions may be used. For example, in some gaming machines a mechanical handle is used to initiate a play of the game. Persons skilled in the art

6

will also appreciate that a touch screen can be used to emulate other input devices, for example, a touch screen can display virtual buttons which a player can “press” by touching the screen where they are displayed.

In addition, gaming machine **100** may include a communications interface, for example a network card **112**. The network card may, for example, send status information, accounting information or other information to a bonus controller, central controller, server or database and receive data or commands from the bonus controller, central controller, server or database. In embodiments employing a player marketing module, communications over a network may be via player marketing module—i.e. the player marketing module may be in data communication with one or more of the above devices and communicate with it on behalf of the gaming machine.

Referring now to FIG. **4**, the main components of an exemplary memory **103** include RAM **103A**, EPROM **103B** and a mass storage device **103C**. RAM **103A** typically temporarily holds program files for execution by the processor **102** and related data. EPROM **103B** may be a boot ROM device and/or may contain some system or game related code. Mass storage device **103C** is typically used to store game programs, the integrity of which may be verified and/or authenticated by processor **102** using protected code from EPROM **103B** or elsewhere.

It is also possible for the operative components of the gaming machine **100** to be distributed, for example input/output devices **106**, **107**, **108**, **109**, **110**, **111** to be provided remotely from the game controller **101**.

Referring to FIG. **5**, a gaming system **200** in accordance with an alternative embodiment includes a network **201**, which for example may be an Ethernet network. Gaming machines **202**, shown arranged in three banks **203** of two gaming machines **202**, are connected to network **201**. Gaming machines **202** provide a player operable interface and may be the same as the gaming machines **10**, **100** shown in FIGS. **2** and **3**, or may have simplified functionality depending on the requirements for implementing game play. While banks **203** of two gaming machines are illustrated in FIG. **5**, banks of one, three or more gaming machines are also envisaged.

One or more displays **204** may also be connected to network **201**. For example, displays **204** may be associated with one or more banks **203** of gaming machines. Displays **204** may be used to display representations associated with game play on gaming machines **202**, and/or used to display other representations, for example promotional or informational material.

In a thick client embodiment, a game server **205** implements part of the game played by a player using a gaming machine **202**, and the gaming machine **202** implements part of the game. With this embodiment, as both the game server and the gaming device implement part of the game, they collectively provide a game controller. A database management server **206** may manage storage of game programs and associated data for downloading or access by the gaming devices **202** in a database **206A**. Typically, if the gaming system enables players to participate in a Jackpot game, a Jackpot server **207** will be provided to perform accounting functions for the Jackpot game. A loyalty program server **212** may also be provided.

In a thin client embodiment, game server **205** implements most or all of the game played by a player using a gaming machine **202** and the gaming machine **202** essentially provides only the player interface. With this embodiment, game server **205** provides the game controller. The gaming

machine will receive player instructions, pass these to the game server which will process them and return game play outcomes to the gaming machine for display. In a thin client embodiment, the gaming machines could be computer terminals, e.g. PCs running software that provides a player interface operable using standard computer input and output components. Other client/server configurations are possible, and further details of a client/server architecture can be found in WO 2006/052213 and PCT/SE2006/000559, the disclosures of which are incorporated herein by reference.

Servers are also typically provided to assist in the administration of gaming network 200, including for example a gaming floor management server 208, and a licensing server 209 to monitor the use of licenses relating to particular games. An administrator terminal 210 is provided to allow an administrator to run network 201 and the devices connected to the network.

Gaming system 200 may communicate with other gaming systems, other local networks, for example a corporate network, and/or a wide area network such as the Internet, for example through a firewall 211.

Persons skilled in the art will appreciate that in accordance with known techniques, functionality at the server side of the network may be distributed over a plurality of different computers. For example, elements may be run as a single “engine” on one server or a separate server may be provided. For example, the game server 205 could run a random generator engine. Alternatively, a separate random number generator server could be provided. Further, persons skilled in the art will appreciate that a plurality of game servers could be provided to run different games or a single game server may run a plurality of different games as required by the terminals.

Further Detail of Gaming System

When credit input mechanism 52.1 (FIG. 1) has received a physical item representing a monetary value, a credit balance is established. The player may then operate the game play mechanism 56 (FIG. 1) to specify one or more of a plurality of wagers for the game and to initiate a play of the game. As described below, in one embodiment the player makes a wager each time the player throws a ball. In some embodiments, when the credit input mechanism 52.1 (FIG. 1) has received a physical item representing a monetary value for establishing a credit balance, at least a portion of the received physical item may initiate a play of the game directly.

Referring now to FIG. 6, gaming machine 600 (similar to the gaming machine 10 of FIG. 2) includes a game controller 60. Game controller 60 includes a processor 62 and a memory 64. Memory 64 includes a symbol memory module 64.1 that stores data of a plurality of items, e.g., visuals and/or symbols including a drinking cup symbol and a ball symbol, a meter memory module 64.2 that stores meter data of gaming machine 600, and a program code memory 64.3 that stores program code to implement a number of modules to be executed by processor 62. In the embodiment, memory 64 also includes a game rules memory module 64.4 that stores a plurality of game rules.

Persons skilled in the art will appreciate that some or all of the components of the game controller 60 could be alternatively implemented. For example, in some embodiments, the game controller 60 and its components are implemented in the form of a dedicated circuit, or an individual application-specific-integrated-circuit (ASIC). In other embodiments, game controller 60 and its components is implemented as an individual ASIC. In other embodiments, some or all of the game controller components may

be individually or collectively implemented as software modules, controllers, and/or circuitries.

In the embodiment, game controller 60 includes a display controller 621 which is configured to control display 54 and a random number generator (RNG) 622 configured to generate a random number. Game controller 60 also includes a meter controller 624 configured to generate meter data, for example, for display or storage based on game play, and/or to read meter data from the meter memory 64.2. Game controller 60 also includes a sobriety controller 623 to determine a number representing sobriety (or lack thereof) and an award controller 625d to determine an award amount based on play of the game.

Referring to FIG. 7, in one embodiment two players can play the game. An alley 11 is visually displayed on the display 14, and alley 11 has a form similar to a bowling alley. Two groups 13, 15 of ten separate display positions 17 are located at opposite ends of alley 11. Each of the ten display positions 17 may include a circle 19 drawn on alley 11 and sized to receive the base of a single cup 21.

The ten display positions 17 are arranged in a triangular configuration similar to an array of pins in a bowling alley. Four cups 21 are positioned along each side of the triangular configuration. A visual triangle indicator 23 may appear surrounding the cups.

The game is played by the player causing a ball (not shown) to be visually thrown down the alley toward a cup 21 of one group in an attempt to land the ball in the cup. If successful, the particular cup 21 and the ball are removed from display 14.

As shown in FIG. 7, nine cups 21 are displayed in each of the two groups 13, 15. A single cup 21 appears missing from a display position 17, in each group, the cup having been removed during play of the game.

Two game play indicators 25 are displayed to show the player which cups have been removed, and the score for the removed cups. Each indicator 25 provides a top view of each cup 21 that remains displayed in the associated group 13, 15. The indicator on the left is partially shown in FIG. 7, but will look and function as the indicator on the right, and each are labeled either PLAYER 1 or PLAYER 2. In addition, indicator 25 displays a number 27, representing a score amount, for example a number of credits, and located at a position representing the display position 17 where a cup 21 was removed to win the score amount 27. As play continues, game play indicator 25 shows more score amounts 27 in cup positions as more cups 21 are removed from display positions 17. In addition, the credits from landing in a cup may go directly to the credit meter of the player throwing the ball.

The play may continue until all cups are removed or one player chooses to “walk away.” With an award of 10 credits per cup, for example, 100 credits in total may be won. Alternatively, the player may walk away, i.e., be allowed to stop play of the game and obtain the credits won thus far in the game.

The player makes a wager of, for example, 5 credits each time a ball is thrown. Thus, for example, if the player throws twelve times to remove all ten cups, the total wager would be 60 credits and the player would win 100 credits. Alternatively, the separate wager amount for each throw may be increased as the number of throws increases, or the separate wager amount may be increased each time a cup is removed.

In addition, the score amount 27 may be associated with a value in credits that is drawn from a weighted table. The weighted table may be tuned to a return of a maximum RTP (return to player) based on a perfect play.

As an alternative, when a cup is removed, half of the associated value of the cup goes to the player throwing the ball, and the other half is placed in a “Kitty” or prize pool for the awarding to the eventual winner of the two player game. This Kitty may be displayed to the players so that its value is known and is seen changing as the game is played. As seen in FIG. 7, a “Winner Receives” meter shows the Kitty amount.

This associated value of the removed cup may be fixed, as described above as for example 10 credits. Alternatively, the associated value may be selected randomly from a weighted table.

Also, when a ball is thrown that misses a cup, a random selection is made from another weighed table having an average value of the minimum allowed RTP and all of the selected value is added to the Kitty and nothing is given to the player that missed the cup.

Credits are awarded for landing in the last cup as well as added to the “Winner Receives” meter and then that amount is award to the winner.

The following is an example of a weighted table. The maximum return to player, RTP, is 92% and the minimum RTP is 86%. The expected value of the game always remains between 86% and 92%.

Values	Weights
Cup Credit Values	
10	437
20	2000
30	1000
40	994
50	35
60	20
80	20
90	20
100	20
120	20
140	20
160	20
180	10
200	7
240	6
280	6
300	6
350	6
400	5
500	5
600	5
700	5
800	5
1000	14
1200	3
1500	3
2000	2
2500	1
3000	1
5000	1
6000	1
7500	1
10000	1
Miss Credit Values	
10	1074
20	2000
30	1000
40	975
50	35
60	20
80	20
90	20
100	20
120	20
140	20

-continued

Values	Weights
160	20
180	10
200	7
240	6
280	7
300	7
350	6
400	5
500	5
600	5
700	5
800	5
1000	15
1200	3
1500	3
2000	2
2500	2
3000	2
5000	1
6000	1
7500	1
10000	1

When the player misses a shot, an amount from the “Miss Credit Values table above is added to the Kitty for later award to the winning player.

The Kitty is awarded to the winning player, i.e., the player who has a cup remaining when the last cup of the other player is removed. Also, the Kitty is awarded to the player who did not walk away from the game when the other player walked away. The player who walks away or chooses not to continue within an allotted time, forfeits the Kitty amount to the other player.

The player must launch the ball so as to land in a cup, either directly into the cup or with one bounce and then into the cup.

Further, the players may agree to split the Kitty. Again this may be selected by a player at the player interface 50 (FIG. 6). And, in the circumstances of a tie, a limited number of tie-breaker rounds may be played, and with the Kitty being split if the winner is still unresolved at the end of the tie-breaker rounds.

Sobriety controller 623 (FIG. 6) causes display of a sobriety indicator 31 of FIG. 7. There may be two sobriety indicators 31, one for each of the two players. Sobriety indicator 31 has an arrow 33 for visually defining the amount of sobriety of the player. Arrow 33 begins at a position 35 on a semicircle line 37 pointing toward the left. Arrow 33 then rotates clockwise relative to semicircle line 37 as the player’s sobriety decreases. The further the arrow moves along the semicircle line, the further the player’s lack of sobriety.

Sobriety controller 623 (FIG. 6) determines the value of sobriety based on the number of cups that are removed. That is, the sobriety meter determines sobriety (or lack thereof) of a player based on the number of that player’s cups that have been removed from the game. The representation being that that player has drunk the beer in the number of that player’s cups that have been removed. This is so whether a two player game or a single player game is being played. Thus, the sobriety meter will change from the number 0 to the number 10.

The sobriety meter controls the amount of distortion/wobbliness/movement of cups 15 on the display 11, which cups are cups of the other player. That is, the player has an associated sobriety factor (0 to 10) which is used to control distortion as that player attempts to remove cups belonging

11

to the other player, in a two player game. The larger the value of sobriety (between 0 and 10) the greater the movement caused to the cups (representative of a greater level of drunkenness of the player throwing the ball). This movement affects the visual position of the cups **21**, and thus may affect the player's ability to throw a ball **19** into a cup **21**. Thus, the path of the ball, and the speed of the ball relative to the sobriety movement of the cups **21** become important to the player. For example, if a cup **21** has a side-to-side movement (a wobble) that is slow, and the movement of the ball towards the cup is slow, the player must use skill in selecting the path of movement of the ball to align with the position that the cup will take when the ball reaches the cup.

Referring to FIG. **8**, a player actuable mechanism **711** forms part of the game play mechanism **56** of FIG. **1**. Player actuable mechanism **711** provides two separate selections for use by the player. The first selection is made by a direction setter **713** which sets the angle or the path **715** that a ball **717** travels across a display **719** beginning from a start position **721**. Direction setter **713** may take on various forms including a rotatable knob **723** upon which is fixed an arrow **725**. As knob **723** is rotated by the player, the bottom point **727** of arrow **725** is located at the center of the knob and so does not change positions, but arrow head **729** rotates. Separate arrows **731**, **733**, **735** remain fixed on mechanism **711** and serve to provide a visual gauge for the player and against which arrow **725** may be compared so that the player may learn and select the path for ball **717**.

After the path has been selected by the player using direction setter **713** to position arrow **725**, an actuator button **737** is pressed by the payer to initiate movement of ball **717** along the path **715** selected by the player. Alternatively, knob **723** may also perform the function of initiation of ball movement by the player pressing down on knob **723**.

As ball **717** moves along the selected path, it may engage cup **741**. That is, the visual image of ball **717** moves atop the visual image of a cup **741** and then caused to enter the cup. Instead, ball **717** may miss cup **741** passing by the cup and then moving off of display **719** at its boundary **743**. If ball **717** engages cup **741**, cup **741** and ball **717** are both removed from display **719**.

Alternatively, a direction setter embodiment may be in a form allowing a finger swipe of the player. The player uses his/her finger and swipes the display **719** at various angles in order to select path **715** that ball **717** travels. Also, shown in FIG. **7** between the two sobriety indicators **31** that are located at the bottom of the display is displayed a semicircle with an arrow pointing upward; the arrow may be moved by the player's finger along the semicircle to point in different directions to set the direction of the ball movement. Below that semicircle is a red button which may be touch actuated by the player to release the ball similar to the function of actuator button **737** of FIG. **8**.

Alternatively, game play mechanism **56** may comprise a drag and release aiming mechanism.

In addition, player actuable mechanism **711** may provide a color change to indicate the quality of the throw of the player. For example, player actuable mechanism **711** may change colors to indicate that ball **717** will move into the triangle **23** (FIG. **7**), but does not guarantee that ball **717** will pass into cup **741**. This color change may occur on a display background **739** of mechanism **711**, or at another location. The background **739** may turn red or green, for example.

The player must launch the ball so as to land in a cup, either directly into the cup or with one bounce and then into the cup. The targeting tool may be arranged so as to turn

12

green when the ball is properly aimed to move inside the triangle **23** (FIG. **7**) surrounding the cups.

After playing the game time after time, a player may develop a perfect skill in throwing the ball and is thus able to remove the ten cups with ten throws. Such a player will always win if that player goes first in a two player game. Therefore, a "Tie Breaker" operation is employed. When Player One (who shot first) makes the ball in the last cup of Player Two and Player One only has 1 cup remaining, Player Two is given one last attempt to remove Player One's remaining cup. If Player Two, on this last attempt, makes the ball into Player One's last cup, a tie exists and play will continue until one of the two players makes the shot and the other does not. This continued play will continue with the difficulty increasing until a maximum difficulty is reached or a fixed number of attempted tie-breaking turns occurs. At which time, the Kitty will be split evenly between the two players and the game finishes in a tie.

As shown in FIG. **8**, a meter display **751** may be used on display **719** and displays a number to the player. As shown, the number "6" is displayed. The number serves to identify the number of cups of the other player that have been removed from display **719**. The game ends when meter display **751** displays the number 10 indicating that all 10 cups of the other player have been removed from the display.

If two players play the game and compete for a prize, two like displays **719** may be used, one for each player. The players may take turns moving/throwing the ball, such that only one of the two displays appears at a time; or if both displays are present, only one is operable at a time. Once a cup is removed or the ball moves off the display, then that display is stopped and the other display is enabled.

Alternatively, with two players, only one display **719** may be used and each separate play is successively presented to each player. The display is provided for play by the first player, and then the game is switched on the display to a new play for the next player.

Alternatively, with two players, the display may take the form of that shown in FIG. **7** where two groups of cups appear, one group at each end of the alley. In such a form shown in FIG. **7**, groups **13** and **15** of the cups may switch positions. The player may be identified by placing the words "PLAYER 2" on the display as shown in FIG. **7**, or placing the words "PLAYER 1" on the display. When player #2 plays, the cups of player #1 are presented at the far end of the alley for targets for player #2's throwing of a ball. After player #2's throw, player #1 plays and the cups of player #2 are presented at the far end of the alley for targets for player #1's throwing of a ball. Player #1 and player #2 take turns playing by throw of one ball in each turn.

Referring to FIG. **7**, game display **14** may display meter values indicating the amount of credits belonging to each player, a wager button to continue play, a "walk away" button to choose to end the game, etc. In other embodiments, a single player version may be provided. Also, a single pay version for two players may be provided where the cost to play is paid up front and misses do not contribute to a Kitty. Also, display **14** may be horizontally disposed, i.e., parallel to the floor, and the two players stand at opposite ends of the display. Further, it is not necessary that the two players be playing on the same machine but are playing separate machines connected to a network, for example.

In addition, side wagering could occur between the two players or between spectators of the game. Such side wager bets may be made via the same or separate touch screen graphical interface the players are using in a public or digital setting. Also, such side wager bets may be made via personal

hand-held devices or via linked additional terminals in or near the location of the game being played.

Some examples of such side wagers include a bet that:

The next player will miss his or her shot.

Player X will miss his or her next shot.

The next player will make his or her next shot.

Player X will make his or her next shot.

Player X will win

These side wagers could be offered by a single player or spectator to the community at large with or without odds, and then be accepted in whole or in part by other player(s) or spectator(s). The house (e.g., the casino) would then take a rake percentage of the transaction for facilitating the wager and tracking and transferring of money.

For example, Player A is about to take a turn. Player A offers a wager of 500 credits to anyone who will accept it and is confident enough to offer the wager at 2:1 odds. Another player with credits available accepts the offered wager, but only in the amount of 200 credits. At 2:1 odds, the accepting player has taken 400 credits of the offered "action". This leaves 100 credits still available of the offered wager that may or may not be accepted by some other player. Regardless of the outcome of the bet, there are now 600 credits at stake of which, the house will take a rake (of, say 5% or 30 credits) leaving the remainder (570 credits) to the winner of the wager.

Another form of wager could be pari-mutuel in nature, for example, in a public or digital setting, thirty (30) active participants have credits available to be wagered. Five (5) of these thirty participants choose to predict "Player A will make his next shot," and these five participants each back their prediction with separate wagers of \$2, \$2, \$5, \$5, and \$1, respectively. Two (2) of the remaining thirty participants take the opposite side of the prediction and bet "Player A will miss his next shot," and these two participants each back their prediction with separate wagers of \$2 and \$5, respectively.

Thus, there is a total of \$22 dollars wagered, which is placed in a pool. Of this \$22 pool, the house will remove a fixed amount (a rake). For example, a 5% share goes to the house, i.e., \$1.10. This leaves \$20.90 in the pool to be awarded. If Player A does make his next shot, then the 5 players who correctly predicted the outcome will split the \$20.90 in amounts proportionate to their wager amount of \$15. Thus, for the participant who wagered \$2, the share of the pool is $\frac{2}{15} * \$20.90$ equaling \$2.79.

Conversely, If Player A missed his next shot, the same \$20.90 would be split into portions of $\frac{2}{7}$ ths and $\frac{5}{7}$ ths for the participants wagering \$2 and \$5 respectively. Thus, \$5.97 is awarded to the person wagering \$2 and \$14.93 is awarded to the person wagering \$5.

Further aspects of the apparatus and method will be apparent from the above description of the system. It will be appreciated that at least part of the method will be implemented electronically, for example, digitally by a processor executing program code such as in the above description of a game controller. In this respect, in the above description certain steps are described as being carried out by a processor of a gaming system, it will be appreciated that such steps will often require a number of sub-steps to be carried out for the steps to be implemented electronically, for example due to hardware or programming limitations. For example, to carry out a step such as evaluating, determining or selecting, a processor may need to compute several values and compare those values.

As indicated above, the method may be embodied in program code. The program code could be supplied in a

number of ways, for example on a tangible computer readable storage medium, such as a disc or a memory device, e.g. an EEPROM, (for example, that could replace part of the memory) or as a data signal (for example, by transmitting it from a server). Further different parts of the program code can be executed by different devices, for example in a client server relationship. Persons skilled in the art will appreciate that program code provides a series of instructions executable by the processor.

It will be understood to persons skilled in the art of the invention that many modifications may be made without departing from the spirit and scope of the invention. In particular, it will be apparent that certain features of embodiments of the invention can be employed to form further embodiments.

It is to be understood that, if any prior art is referred to herein, such reference does not constitute an admission that the prior art forms a part of the common general knowledge in the art in any country.

In the claims which follow and in the preceding description of the invention, except where the context requires otherwise due to express language or necessary implication, the word "comprise" or variations such as "comprises" or "comprising" is used in an inclusive sense, i.e. to specify the presence of the stated features but not to preclude the presence or addition of further features in various embodiments of the invention.

What is claimed is:

1. A gaming machine, comprising:

a display;

a player interface;

a controller that executes instructions stored in a memory, wherein execution of the instructions causes the controller to at least:

generate a game outcome, wherein the game outcome is dynamically influenced by player input received via the player interface;

present the game outcome via the display;

select, based on the game outcome, a weighted table from a first weighted table that provides a first return to player and a second weighted table that provides a second return to player that is lower than the first return to player;

randomly generate a prize value for the game outcome based on the selected weighted table;

allocate at least a portion of the prize value to a player if the first weighted table was selected for the weighted table used to generate the prize value; and place the prize value in a kitty if the second weighted table was selected for the weighted table used to generate the prize value.

2. The gaming machine of claim 1, wherein the second return to player is non-zero.

3. The gaming machine of claim 1, wherein execution of the instructions further causes the controller to award the kitty to a winning player selected from a plurality of players.

4. The gaming machine of claim 3, wherein execution of the instructions further causes the controller to provide an overall return to player that is no greater than the first return to player and no less than the second return to player.

5. The gaming machine of claim 1, wherein execution of the instructions further causes the controller to award the kitty among remaining players of a plurality of players in response to determining that a player forfeited.

6. The gaming machine of claim 1, wherein execution of the instructions further causes the controller to award the

15

kitty among remaining players of a plurality of players in response to determining, based on an elapsed time period, that a player forfeited.

7. The gaming machine of claim 1, wherein execution of the instructions further causes the controller, in response to determining that a player has ceased play of a game to:

pay the player per a current amount won by the player in the game; and

award the kitty among remaining players of a plurality of players.

8. The gaming machine of claim 1, wherein execution of the instructions further causes the controller to present, via the display, a current amount won by each player of a plurality of players and an amount of the kitty to be paid to a winning player of the plurality of players.

9. The gaming machine of claim 1, wherein execution of the instructions further causes the controller to split the kitty among each player of a plurality of players.

10. The gaming machine of claim 1, wherein execution of the instructions further causes the controller to award all of the prize value to the player if the first weighted table was selected for the weighted table used to generate the prize value.

11. The gaming machine of claim 1, wherein execution of the instructions further causes the controller to place a remaining portion of the prize value in the kitty if the first weighted table was selected for the weighted table used to generate the prize value.

12. A method comprising:

generating, dependent upon an event, a game outcome corresponding to either a first class of game outcomes or a second class of game outcomes, wherein the event effects the game outcome such that odds of the game outcome being of the first class is unknown;

causing a gaming machine to present the game outcome; selecting, based on the game outcome, a weighted table from a first weighted table and a second weighted table, wherein the first weighted table is selected for the first class of game outcomes and provides a first return to player and the second weighted table is selected for the second class of game outcomes and provides a second return to player that is lower than the first return to player;

randomly generating a prize value for the game outcome based on the selected weighted table;

causing the gaming machine to present an award of at least a portion of the prize value if the first weighted table was selected for the weighted table used to generate the prize value; and

placing the prize value in a prize pool if the second weighted table was selected for the weighted table used to generate the prize value.

16

13. The method of claim 12, comprising causing the gaming machine to present an award of the prize pool to a winning player selected from a plurality of players.

14. The method of claim 12, comprising distributing the prize pool among remaining players of a plurality of players in response to determining that a player forfeited.

15. The method of claim 12, wherein the event comprises one more player inputs received via a player interface of the gaming machine.

16. A non-transitory computer readable storage medium comprising instructions, which when executed, cause at least one gaming server to:

generate a game outcome for a multi-player game based on inputs received from one or more players of the multi-player game, wherein the inputs result in an unknown distribution of the game outcome among possible game outcomes;

provide, based on the game outcome, either a first prize value to a first player or a second prize value to a prize pool, wherein the first prize value is based on a first weighted table that provides a first return to player, and wherein the second prize value is based on a second weighted table that provides a second return to player; and

provide the prize pool to one or more players of a multi-player game upon completion of the multi-player game.

17. The non-transitory computer readable storage medium of claim 16, wherein execution of the instructions further causes the at least one gaming server to award the prize pool to a winning player of the multi-player game.

18. The non-transitory computer readable storage medium of claim 16, wherein execution of the instructions further causes the at least one gaming server to distribute the prize pool among remaining players of the multi-player game in response to determining that a player forfeited.

19. The non-transitory computer readable storage medium of claim 16, wherein:

the first prize value is a portion of a larger prize value generated based on the first weighted table; and

execution of the instructions further causes the at least one gaming server to place a remaining portion of the larger prize value in the prize pool.

20. The non-transitory computer readable storage medium of claim 16, wherein execution of the instructions further causes the at least one gaming server to award the first prize value to the first player in response to the game outcome being a successful game outcome and to award the second prize value to the prize pool in response to the game outcome being an unsuccessful game outcome.

* * * * *