



US011386414B2

(12) **United States Patent**  
**Babcock et al.**

(10) **Patent No.:** **US 11,386,414 B2**  
(45) **Date of Patent:** **\*Jul. 12, 2022**

(54) **WHILE LABEL MERCHANT STORED VALUE ACCOUNT PEER LINKING AND FUNDING SYSTEM**

(71) Applicant: **PAYPAL, INC.**, San Jose, CA (US)

(72) Inventors: **Patrick Babcock**, San Jose, CA (US); **Prashant Jamkhedkar**, San Jose, CA (US); **Aravindan Ranganathan**, San Jose, CA (US)

(73) Assignee: **PAYPAL, INC.**, San Jose, CA (US)

(\*) Notice: Subject to any disclaimer, the term of this patent is extended or adjusted under 35 U.S.C. 154(b) by 6 days.

This patent is subject to a terminal disclaimer.

(21) Appl. No.: **16/788,020**

(22) Filed: **Feb. 11, 2020**

(65) **Prior Publication Data**

US 2020/0250649 A1 Aug. 6, 2020

**Related U.S. Application Data**

(63) Continuation of application No. 15/794,594, filed on Oct. 26, 2017, now Pat. No. 10,558,970.

(51) **Int. Cl.**

**G06Q 20/32** (2012.01)  
**G06Q 20/10** (2012.01)  
**G06Q 20/40** (2012.01)

(52) **U.S. Cl.**

CPC ..... **G06Q 20/3226** (2013.01); **G06Q 20/10** (2013.01); **G06Q 20/405** (2013.01)

(58) **Field of Classification Search**

CPC ... **G06Q 20/3226**; **G06Q 20/405**; **G06Q 20/10**  
See application file for complete search history.

(56) **References Cited**

U.S. PATENT DOCUMENTS

6,253,998 B1 \* 7/2001 Ziarno ..... G07F 19/20  
235/472.01  
9,754,252 B2 \* 9/2017 Pinski ..... G06Q 20/354  
(Continued)

FOREIGN PATENT DOCUMENTS

WO WO-2005038623 A2 \* 4/2005 ..... G06Q 20/027  
WO WO-2016043658 A1 \* 3/2016 ..... G06F 21/445

OTHER PUBLICATIONS

Hralson, Lyn E.: Stored Value Cards: opportunities, Risks, Federal reserve Board, Oct. 1, 2006, pp. 1-8 (Year: 2006).\*

(Continued)

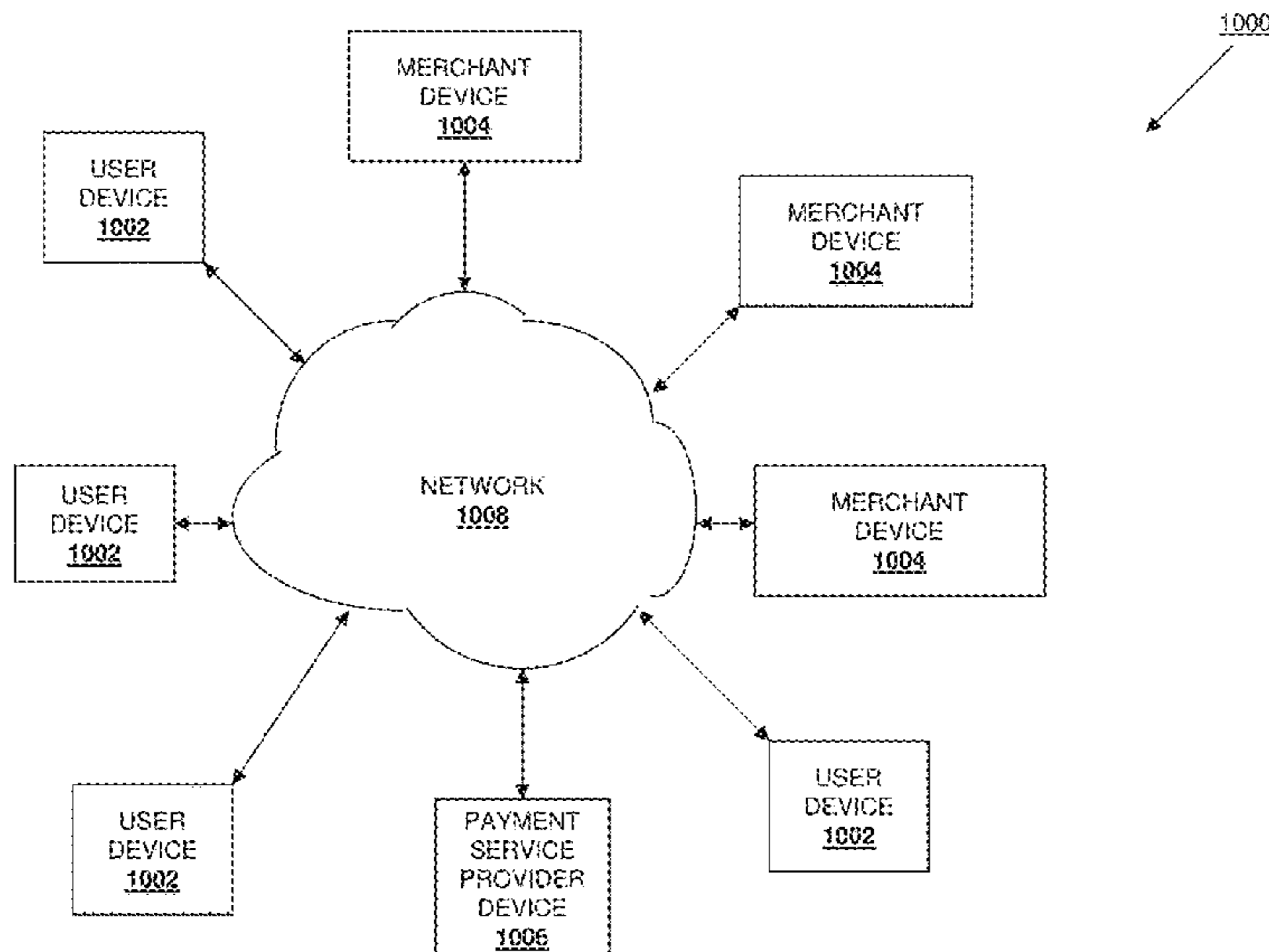
*Primary Examiner* — Bijendra K Shrestha

(74) *Attorney, Agent, or Firm* — Haynes and Boone, LLP

(57) **ABSTRACT**

A white label merchant stored value account peer linking/funding system includes a payment service provider database storing associations between different merchants and respective groups of white label merchant stored value accounts. A payment service provider links, in the database, a first user identifier received from a first user device with a first white label merchant stored value account that is included in a first group of white label merchant stored value accounts that are associated with a first merchant in the database. The payment service provider device then receives second user identifiers from the first user device, and links each of the second user identifiers with the first white label merchant stored value account in the database. The payment service provider device then receives respective second user account information from the second user devices and funds the first white label merchant stored value account with respective first funding amounts.

**20 Claims, 31 Drawing Sheets**



(56)

**References Cited**

U.S. PATENT DOCUMENTS

2007/0272736 A1\* 11/2007 Brooks ..... G06Q 20/28  
235/379  
2008/0040265 A1\* 2/2008 Rackley, III ..... G06Q 20/32  
705/40  
2008/0109319 A1\* 5/2008 Foss ..... G06Q 20/3676  
705/17  
2015/0066748 A1\* 3/2015 Winslow ..... G06Q 20/10  
705/39  
2015/0324768 A1\* 11/2015 Filter ..... G06Q 20/0655  
705/38  
2017/0221049 A1\* 8/2017 Jivraj ..... G06Q 20/102

OTHER PUBLICATIONS

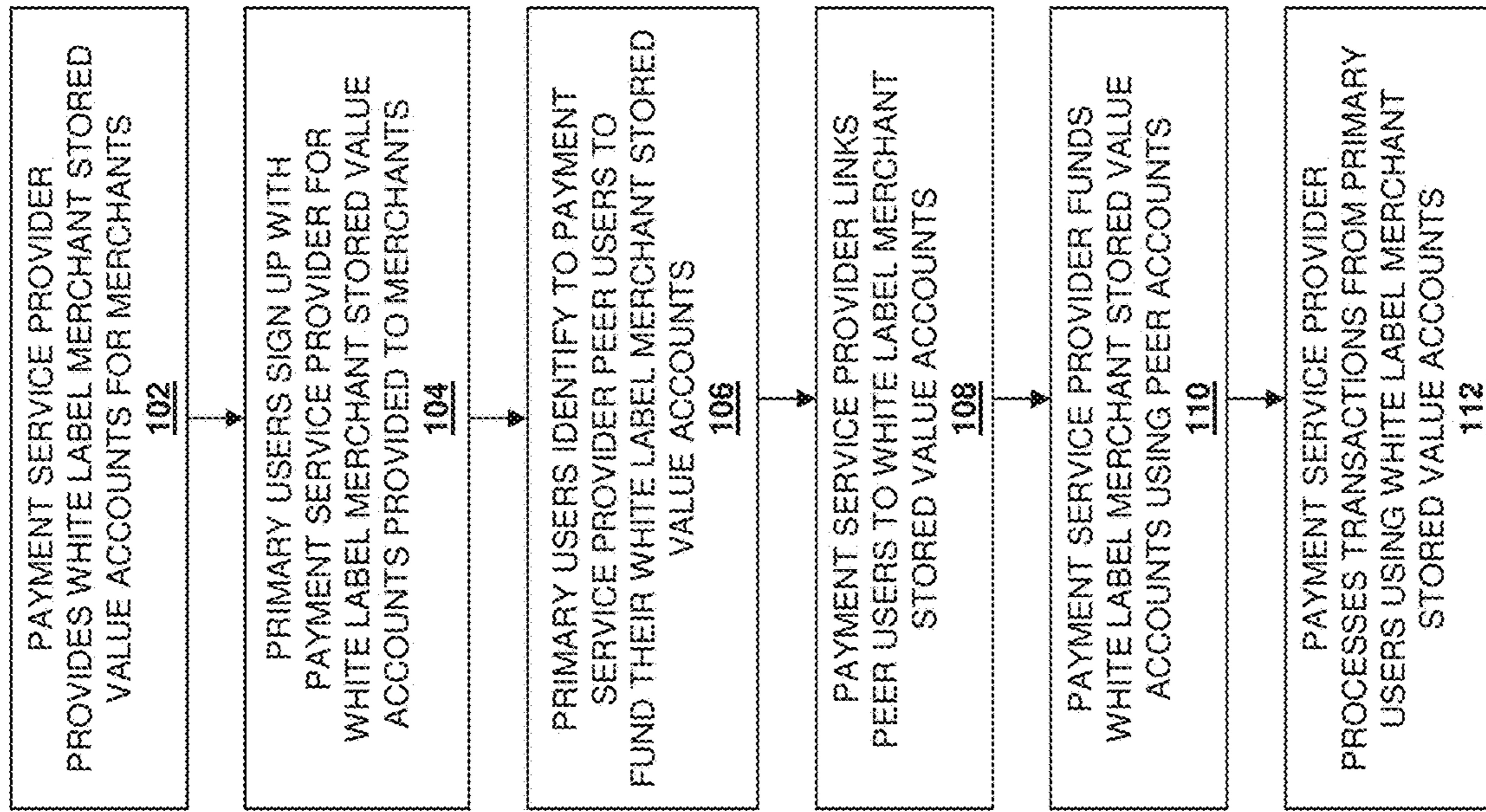
Windh, Jennifer: Peer-to-peer payments: Surveying a rapidly changing landscape, Aug. 15, 2011, Federal Reserve Bank of Atlanta, pp. 1-20 (Year: 2011).\*

Grilli, Lou: Mobile P2P users in the U. S. grow from 69million to 126 million by 2020,Jan. 12, 2017,The Payment Review, pp. 1-7 (Year: 2017).\*

Jacob et al.: Stored Value Cards: Challenges and Opportunities for reaching Emerging Markets, Feb. 2005, Working Paper, Federal Reserve Board, pp. 1-29 (Year: 2005).\*

Rhine et al.: Stored Value Cards as a Method of Electronic Payment for Unbanked Consumers, Aug. 2015 ,Federal Reserve Bank of New York, pp. 1-30 (Year: 2015).\*

\* cited by examiner



100

FIGURE 1



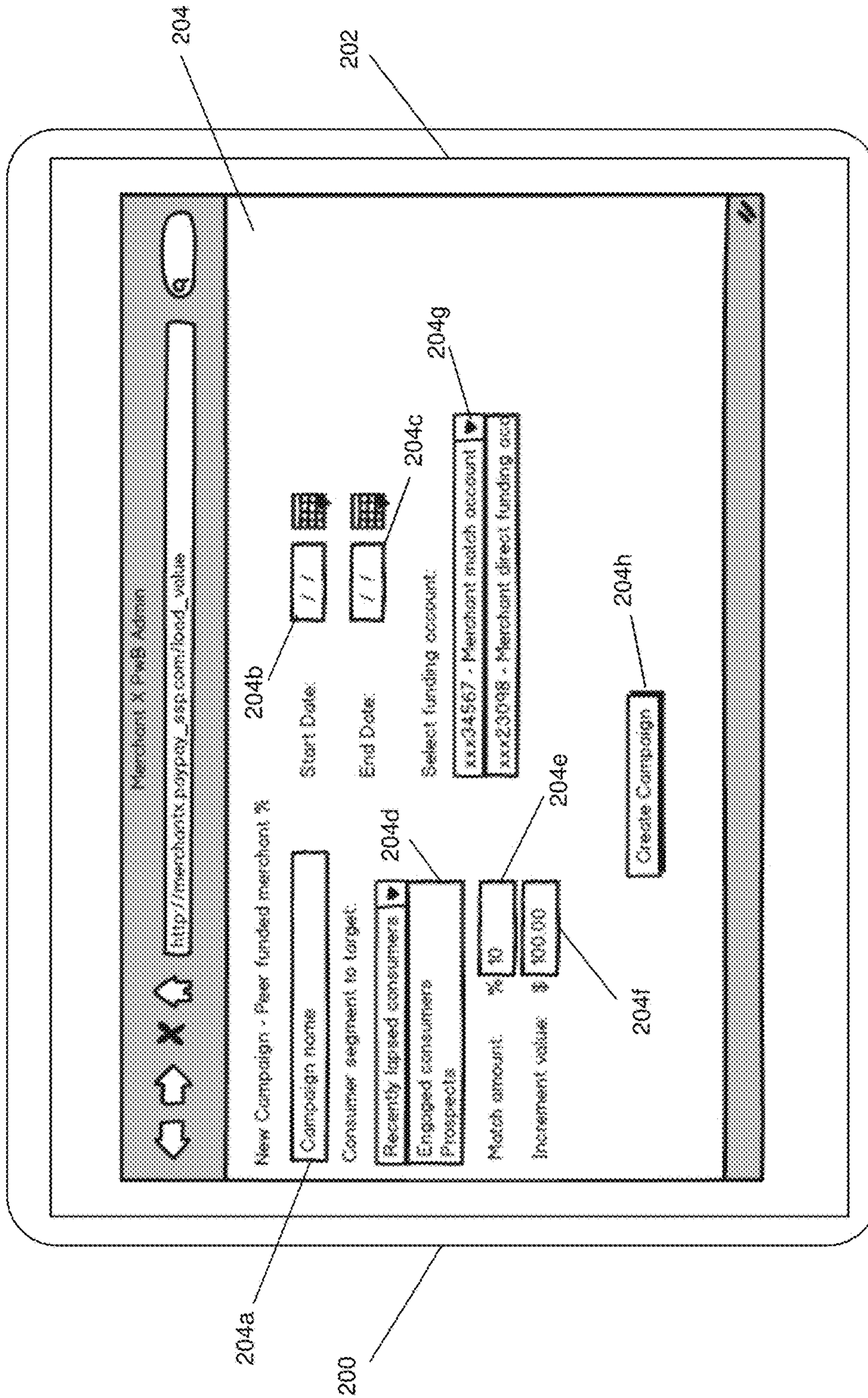


FIGURE 2

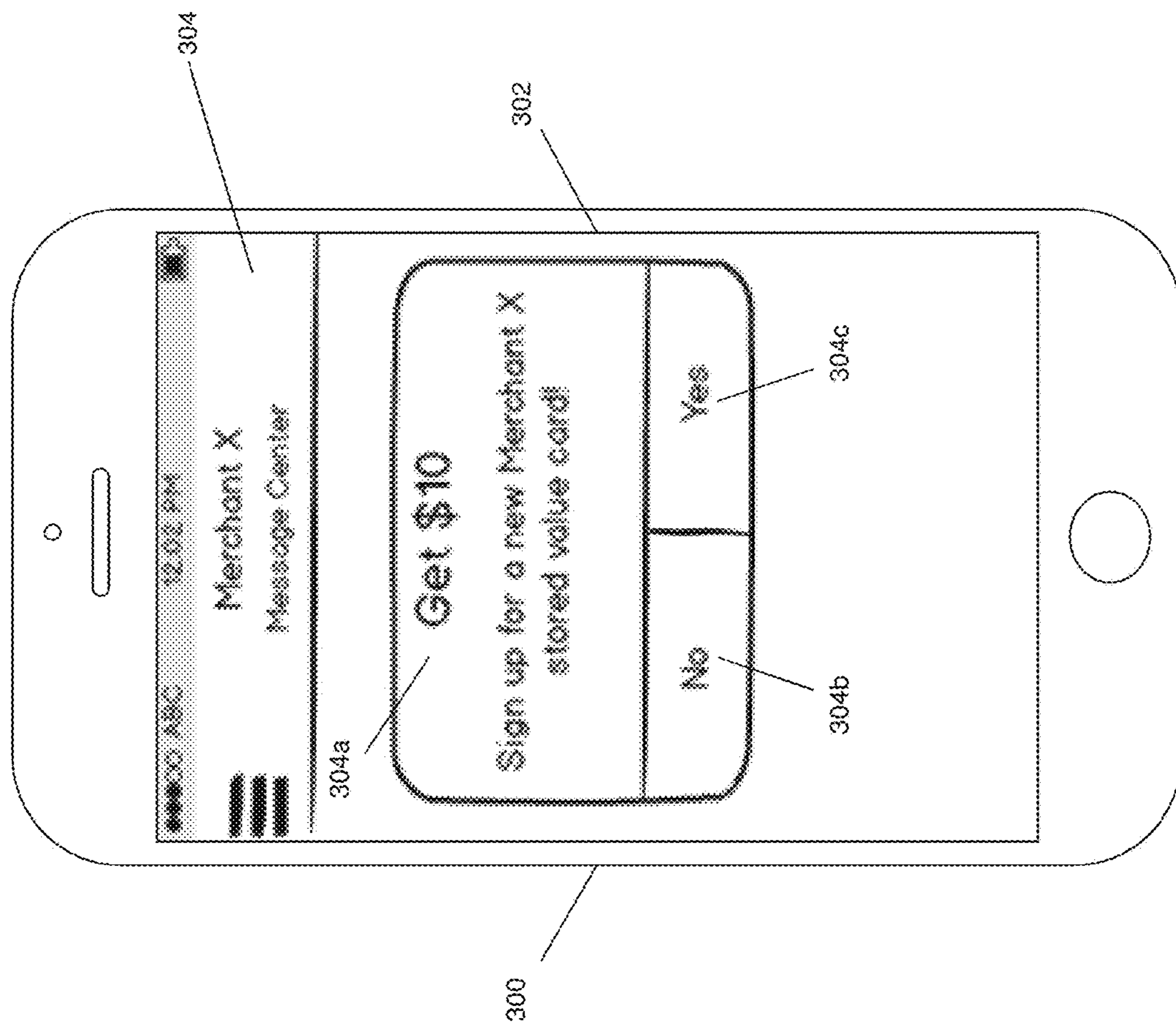


FIGURE 3A

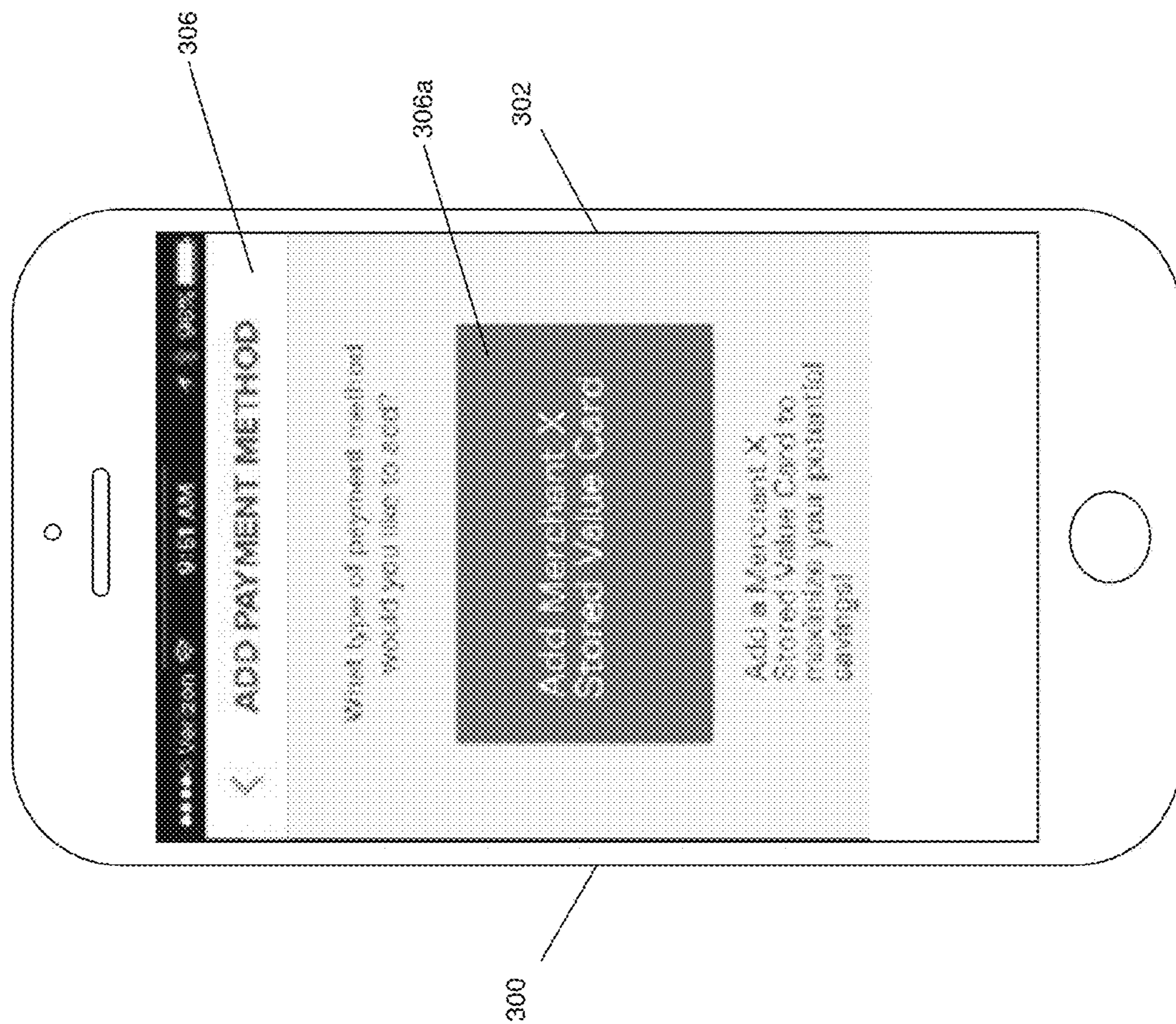


FIGURE 3B



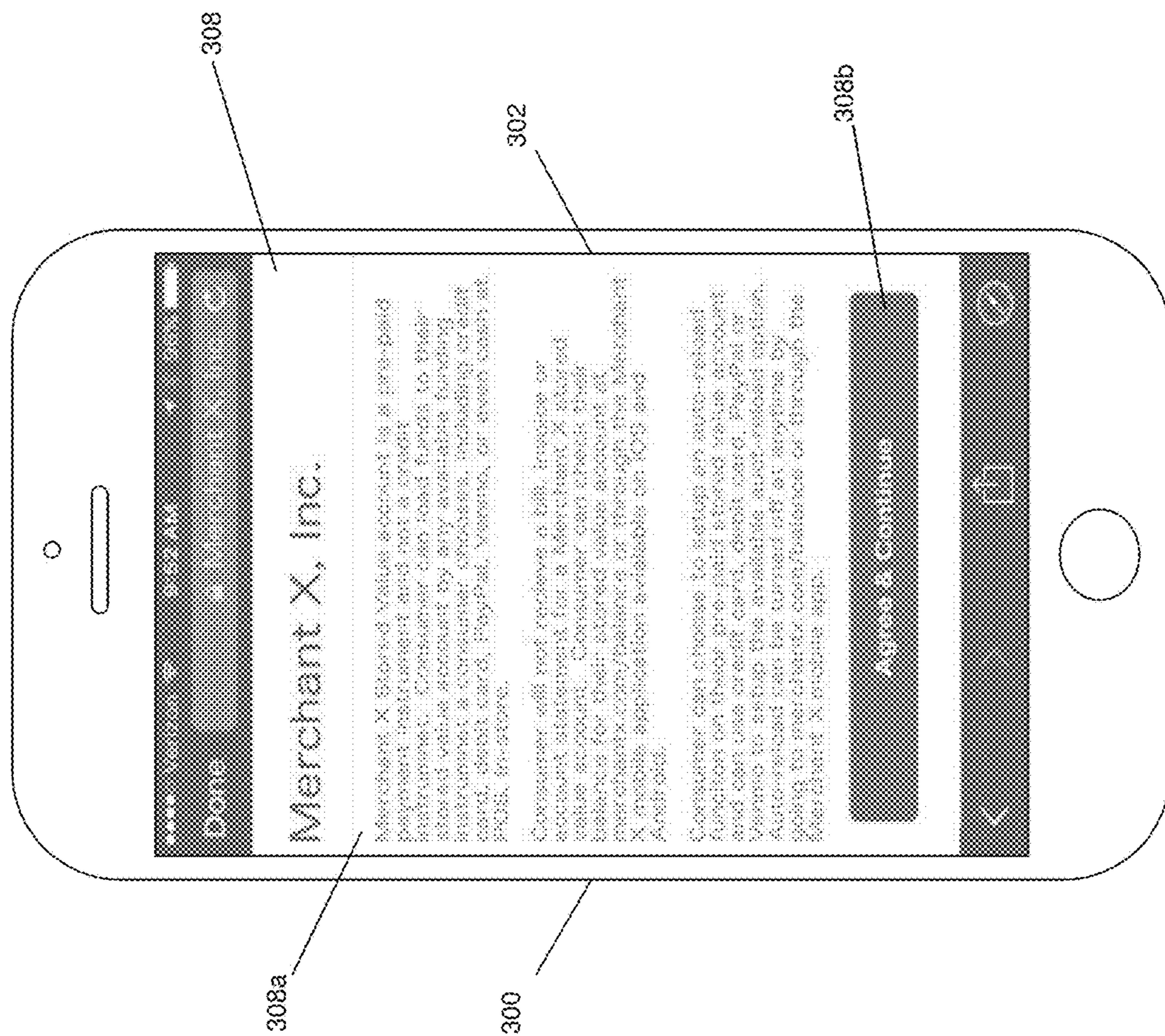


FIGURE 30

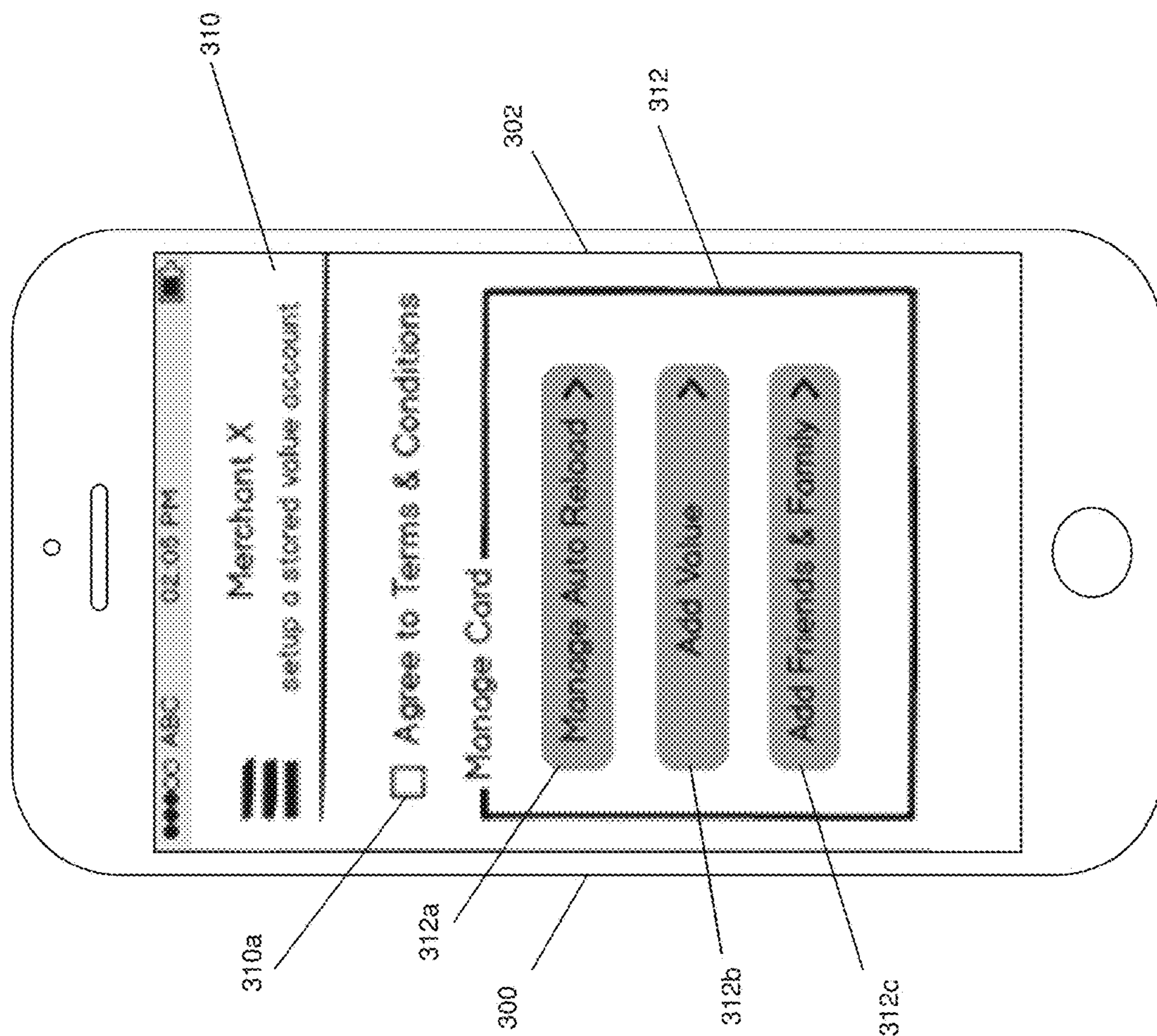


FIGURE 3D



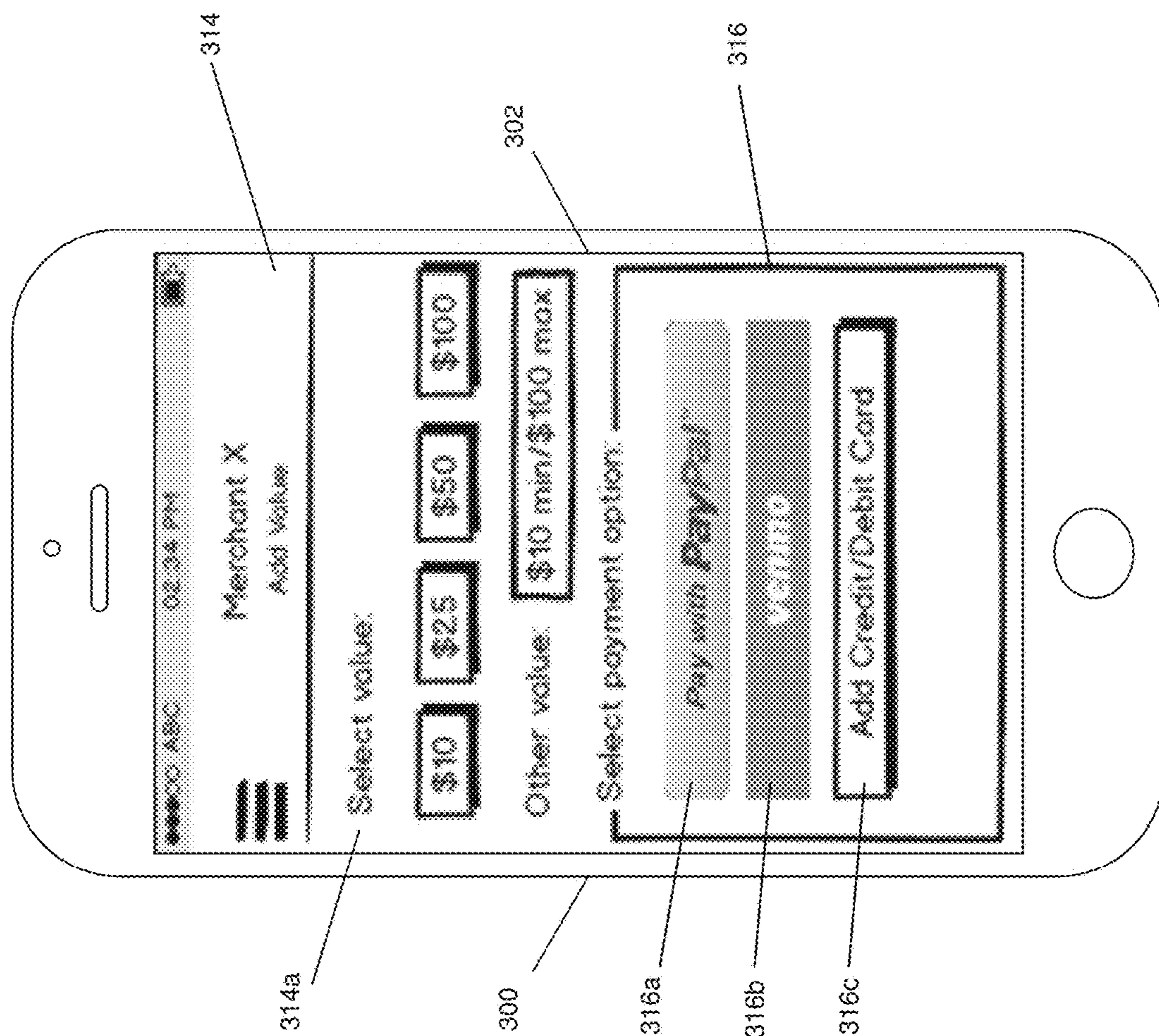


FIGURE 3E

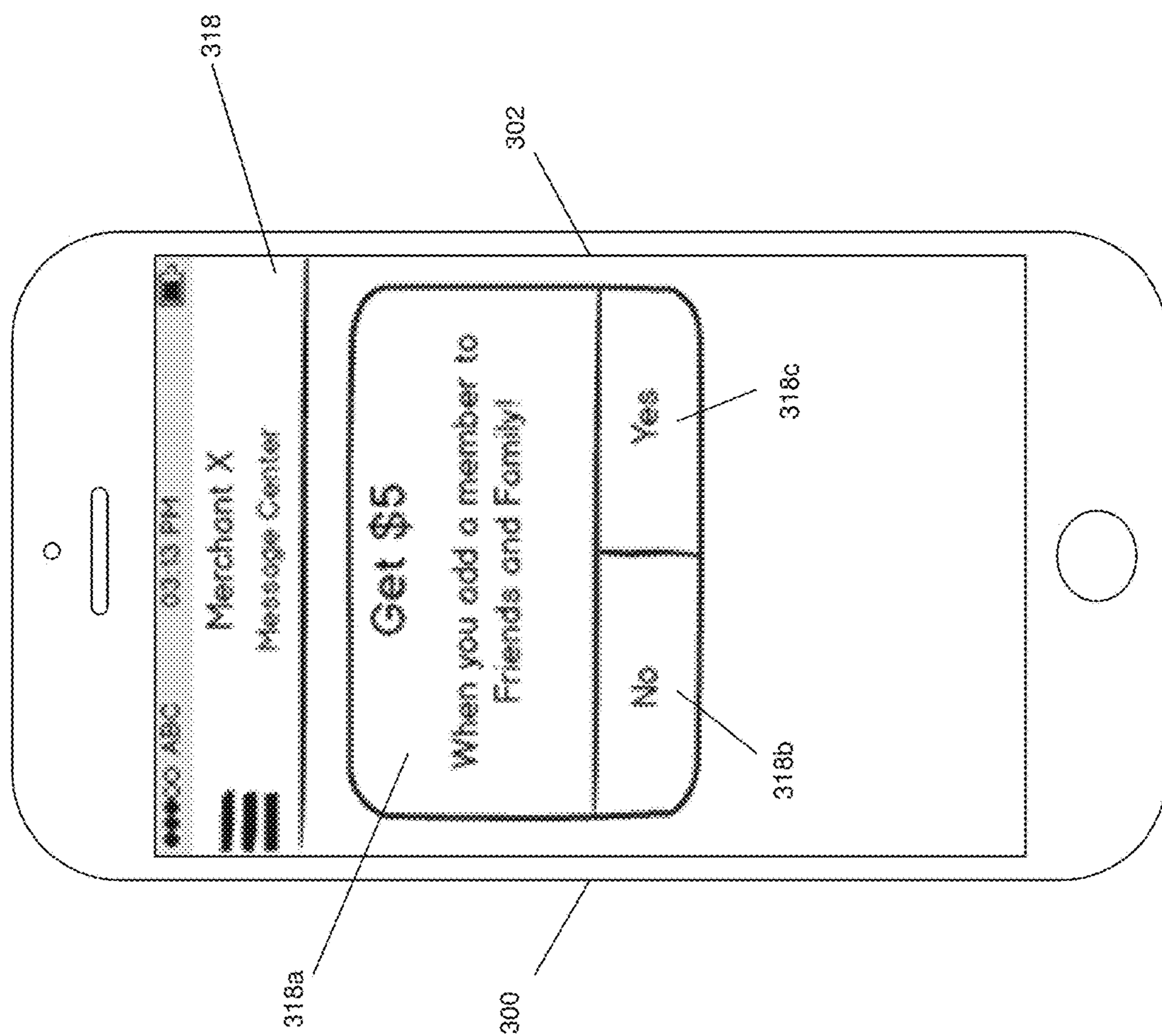


FIGURE 3F

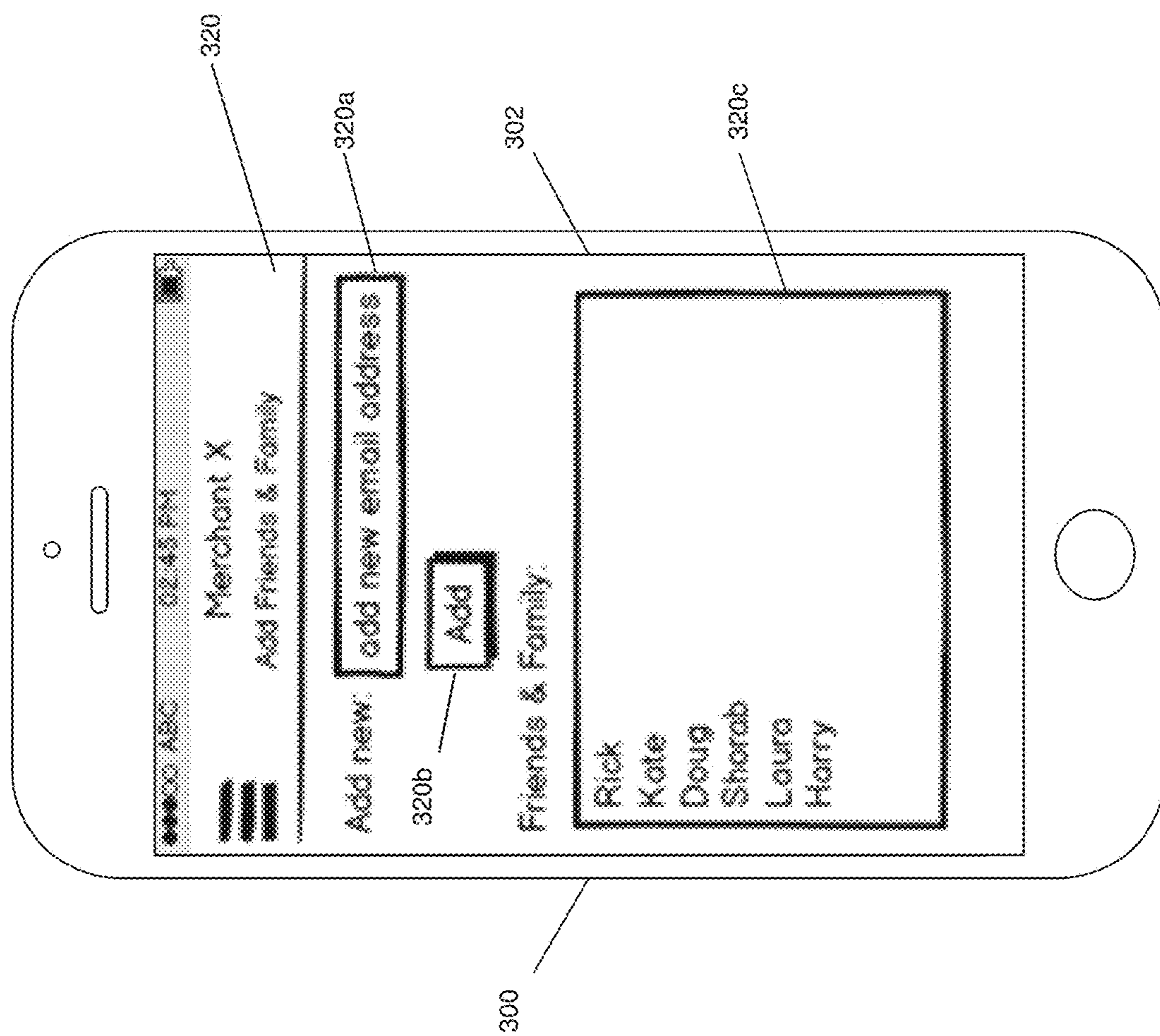


FIGURE 3G



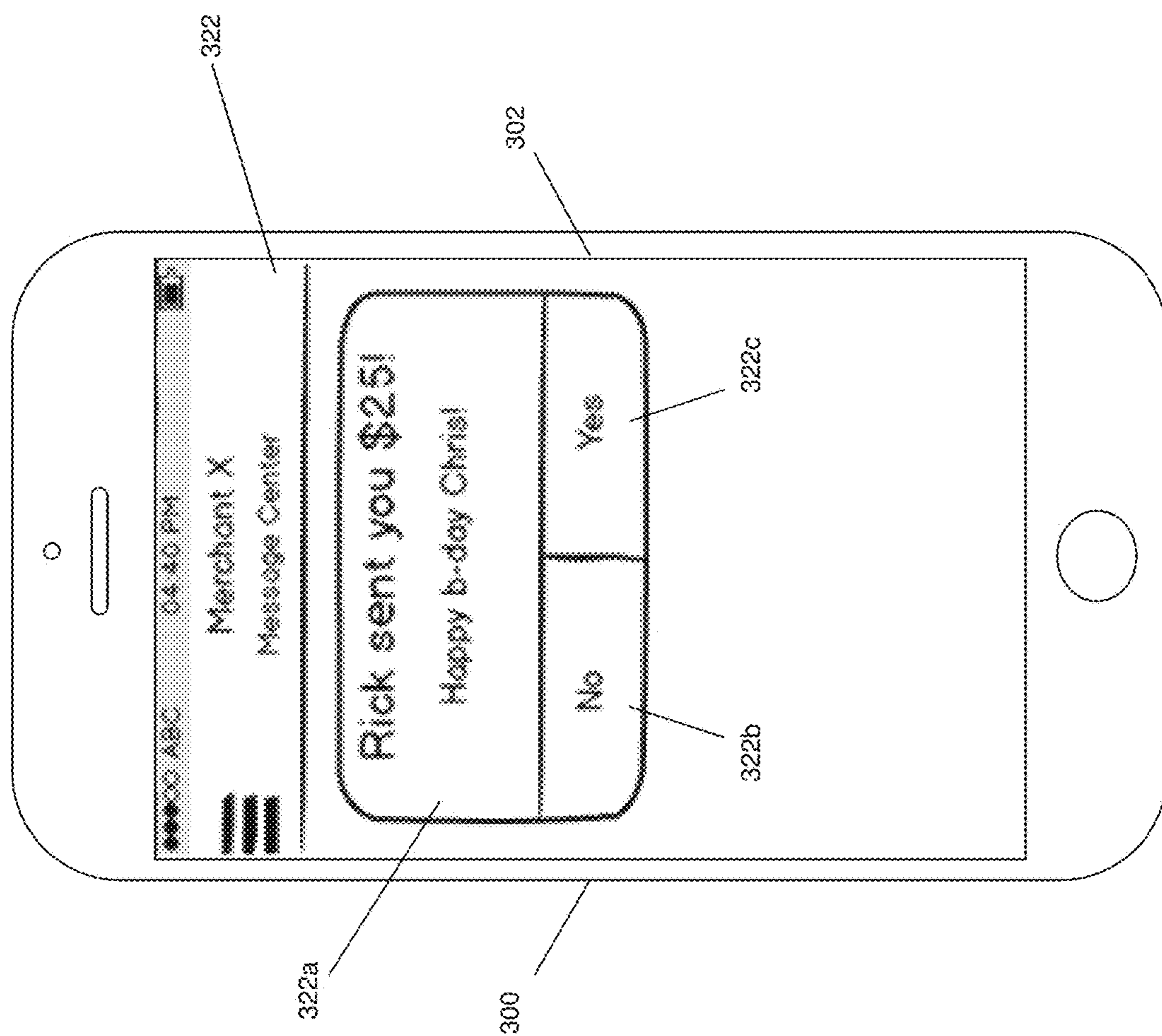


FIGURE 3H

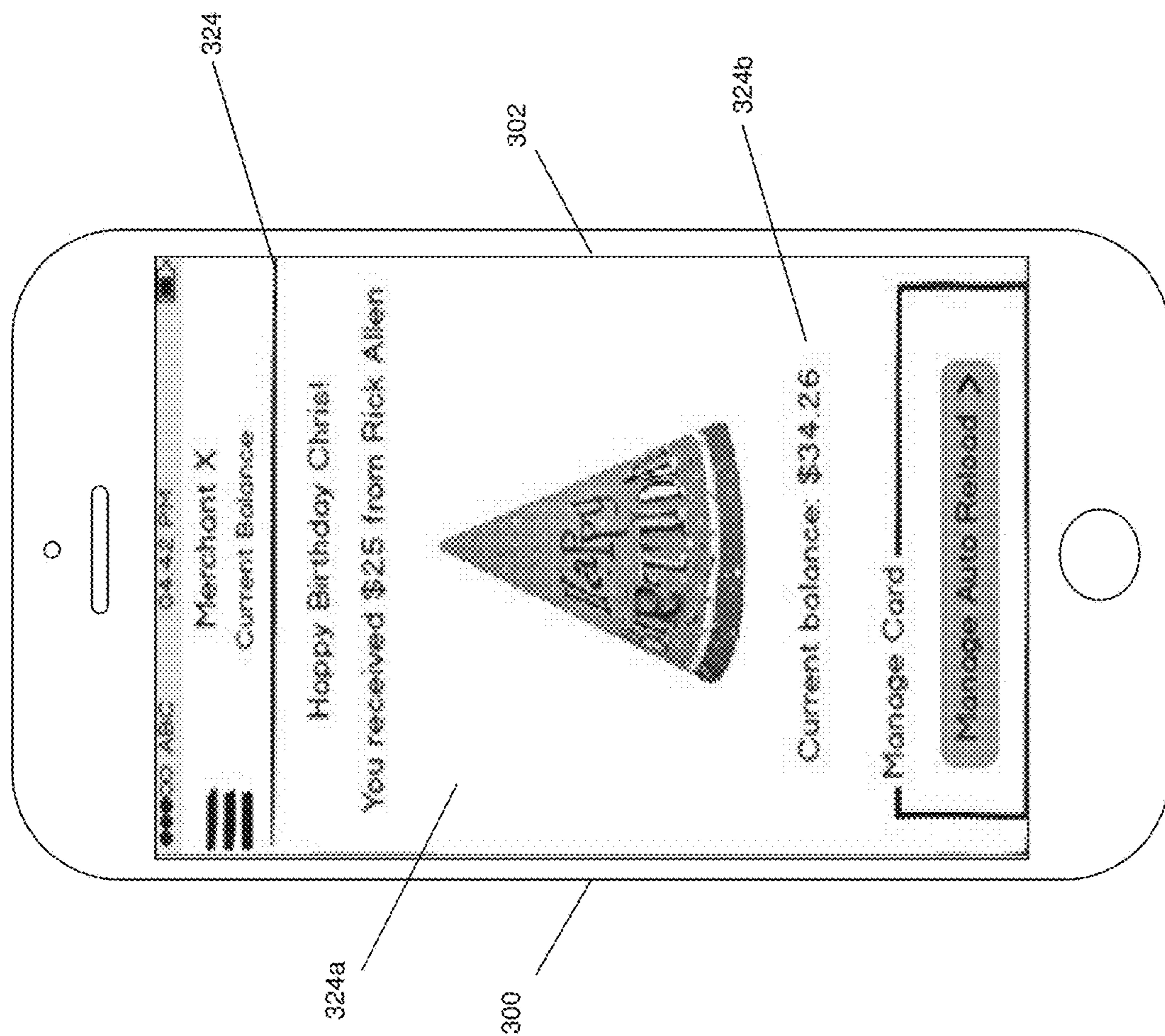


FIGURE 3I

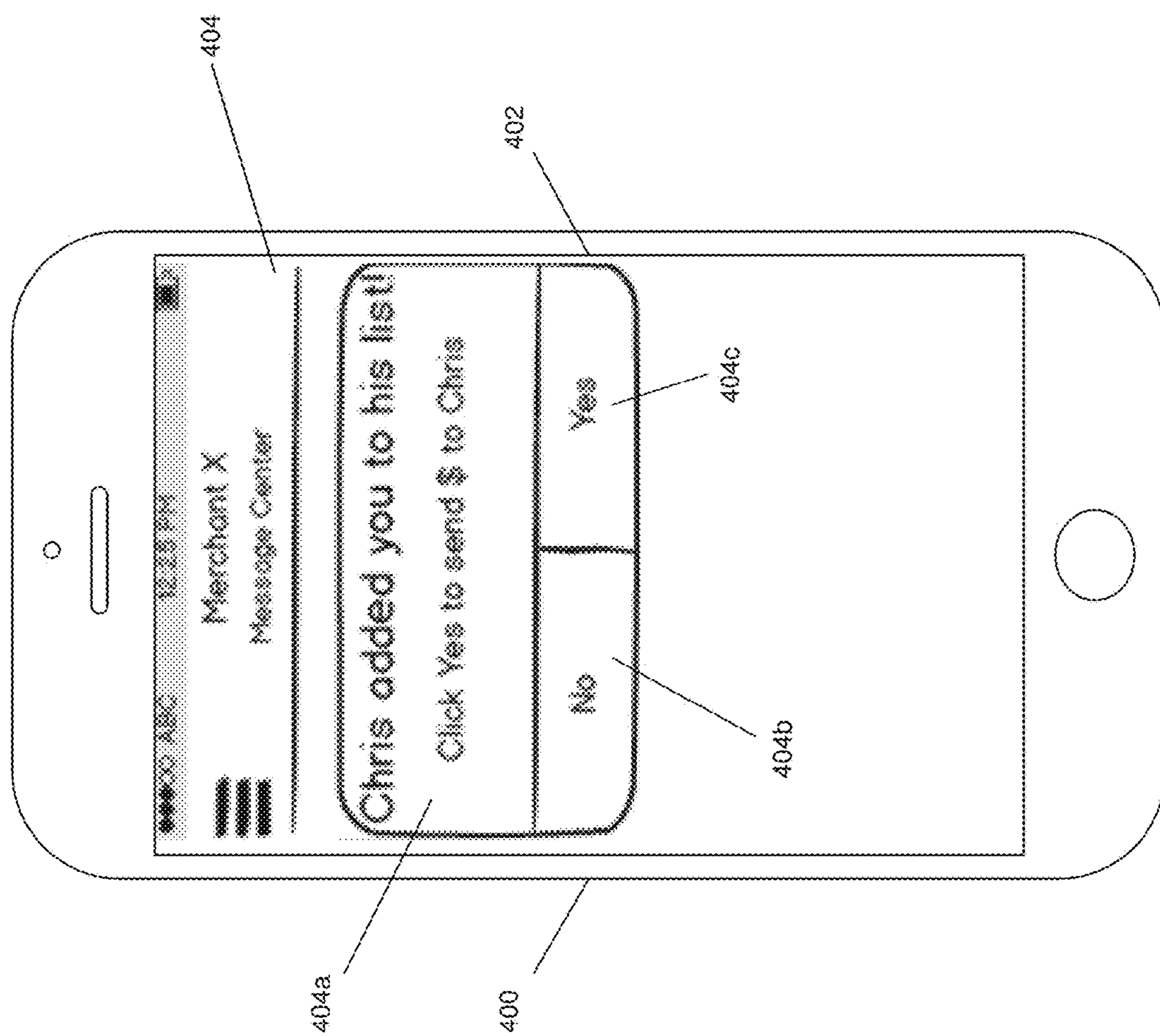


FIGURE 4A



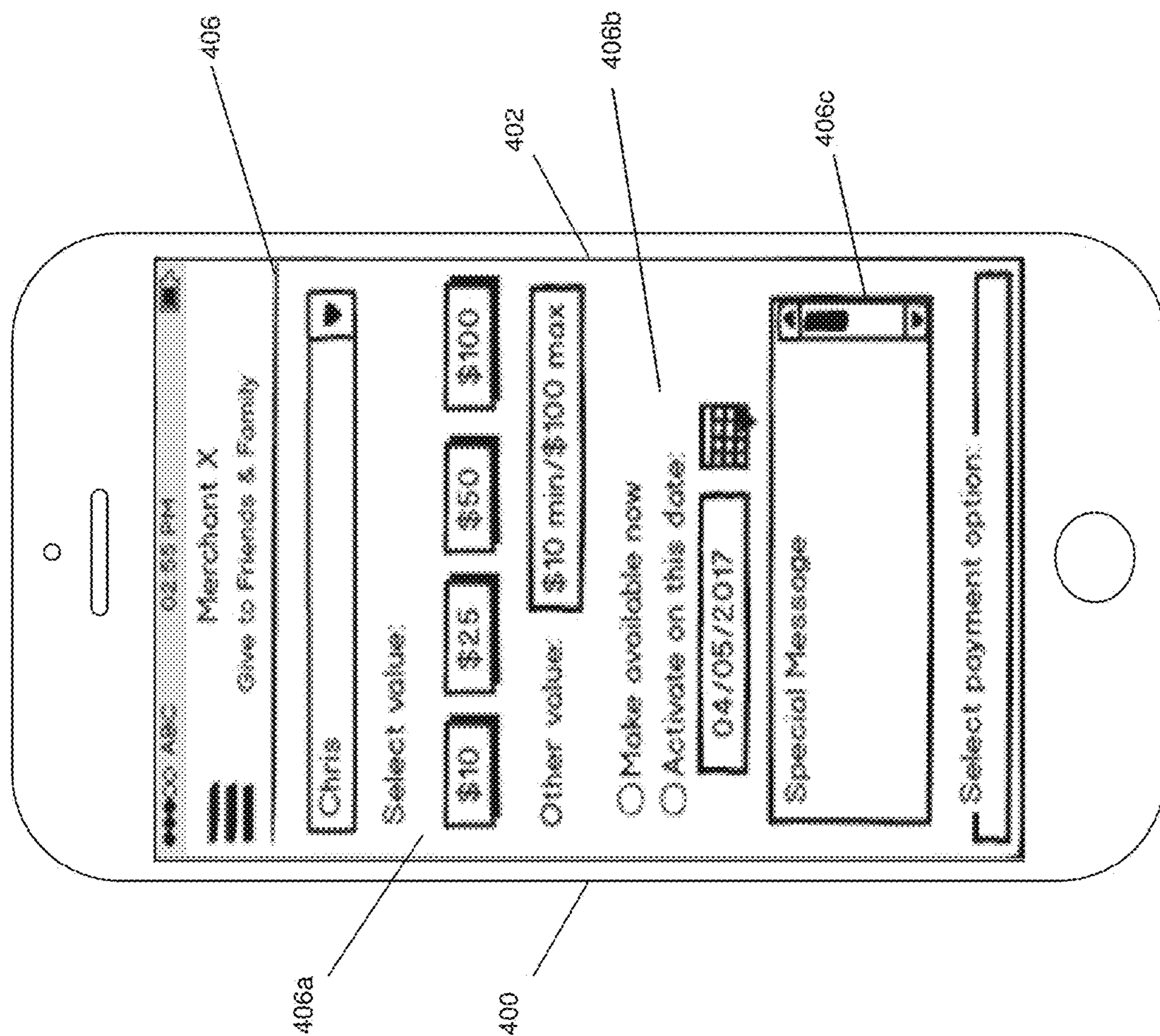


FIGURE 4B

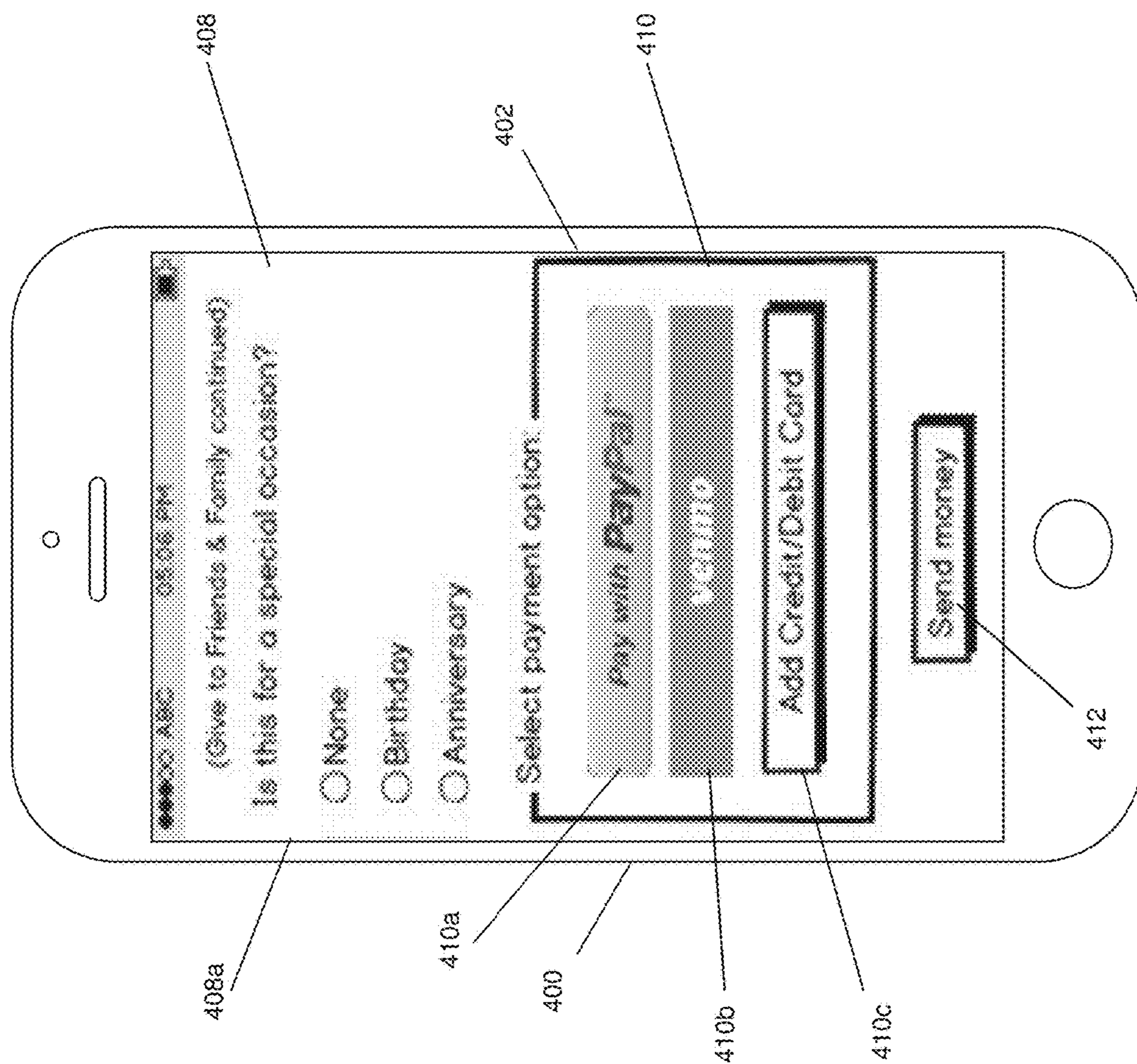


FIGURE 4C



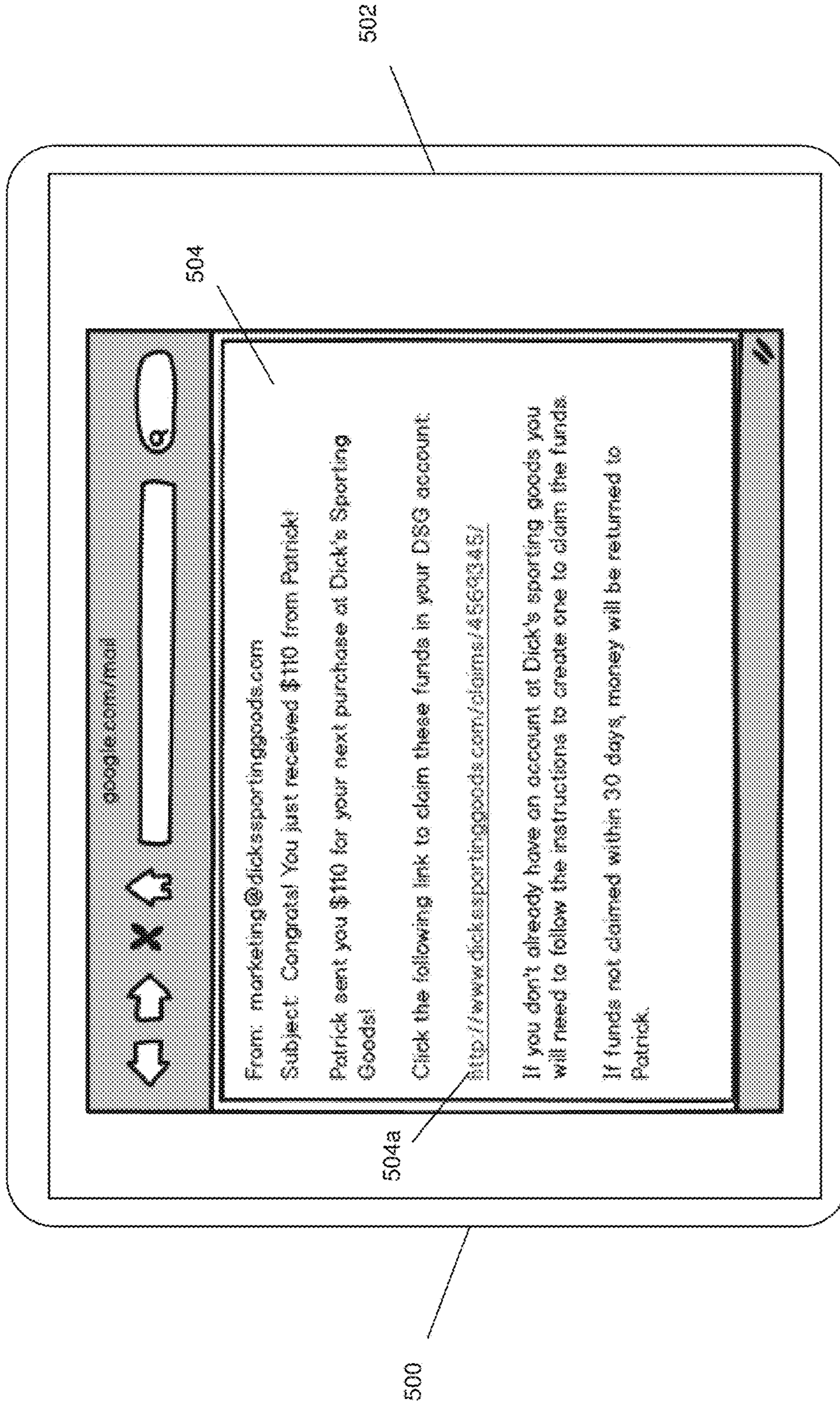


FIGURE 5A



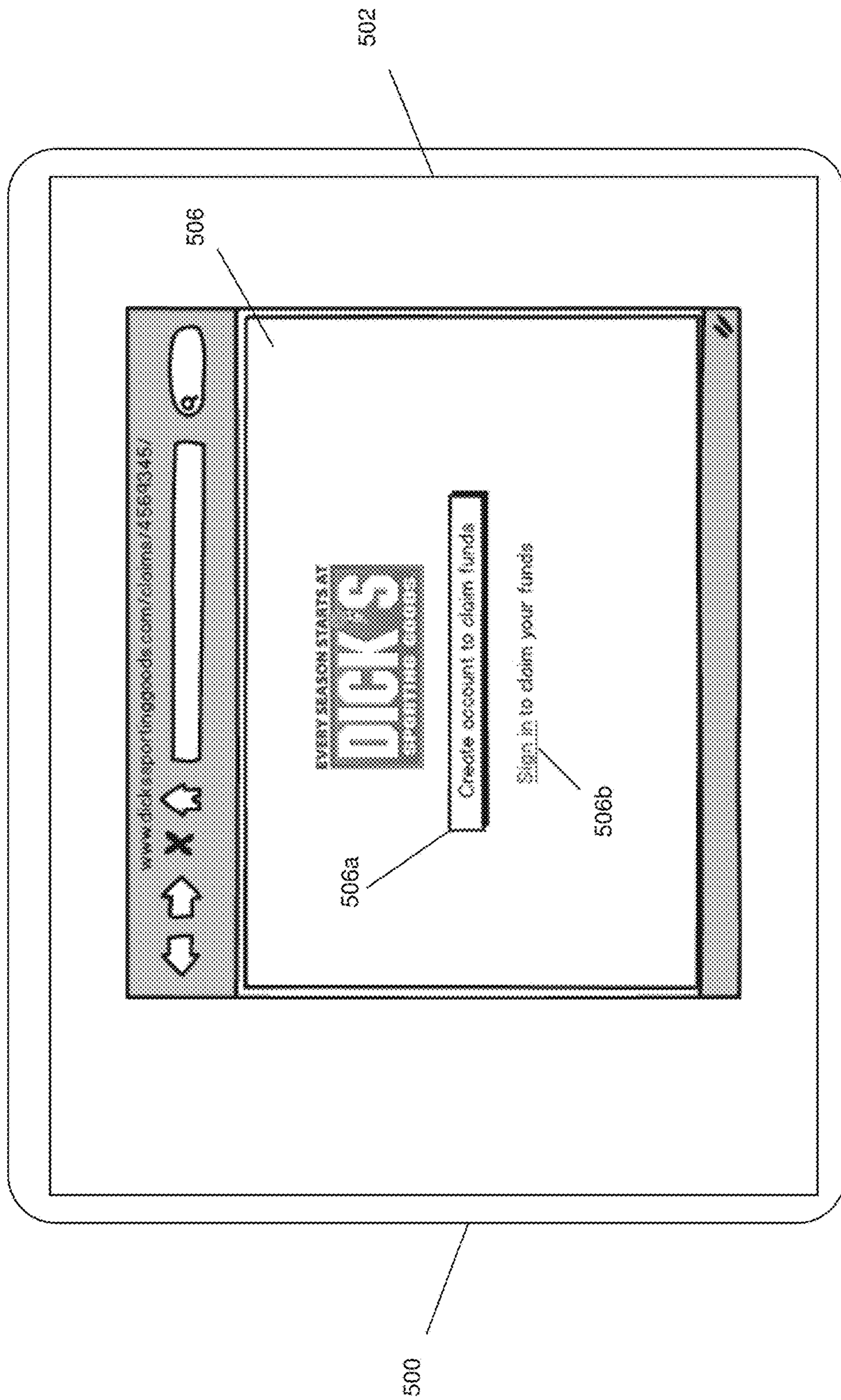


FIGURE 5B

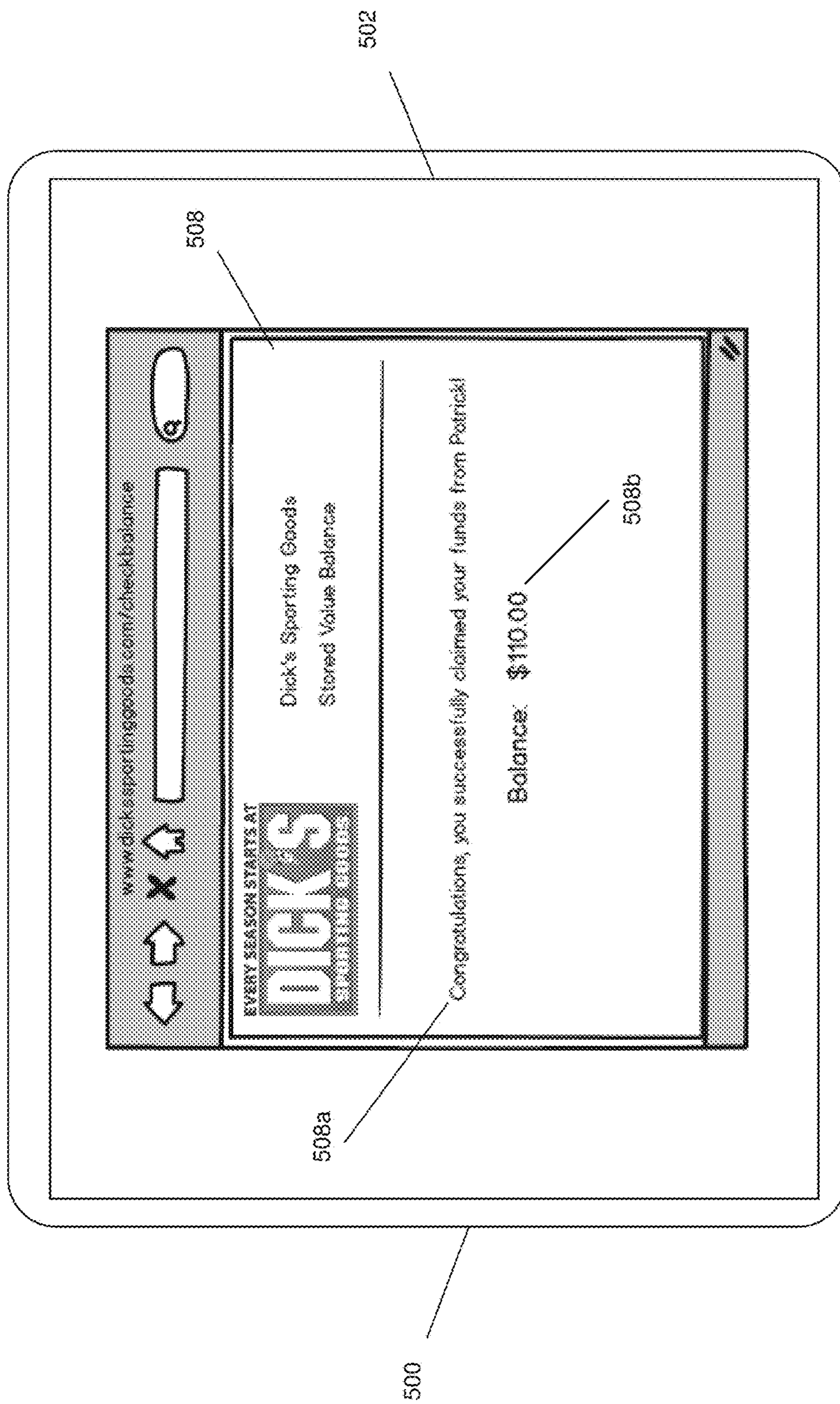


FIGURE 5C



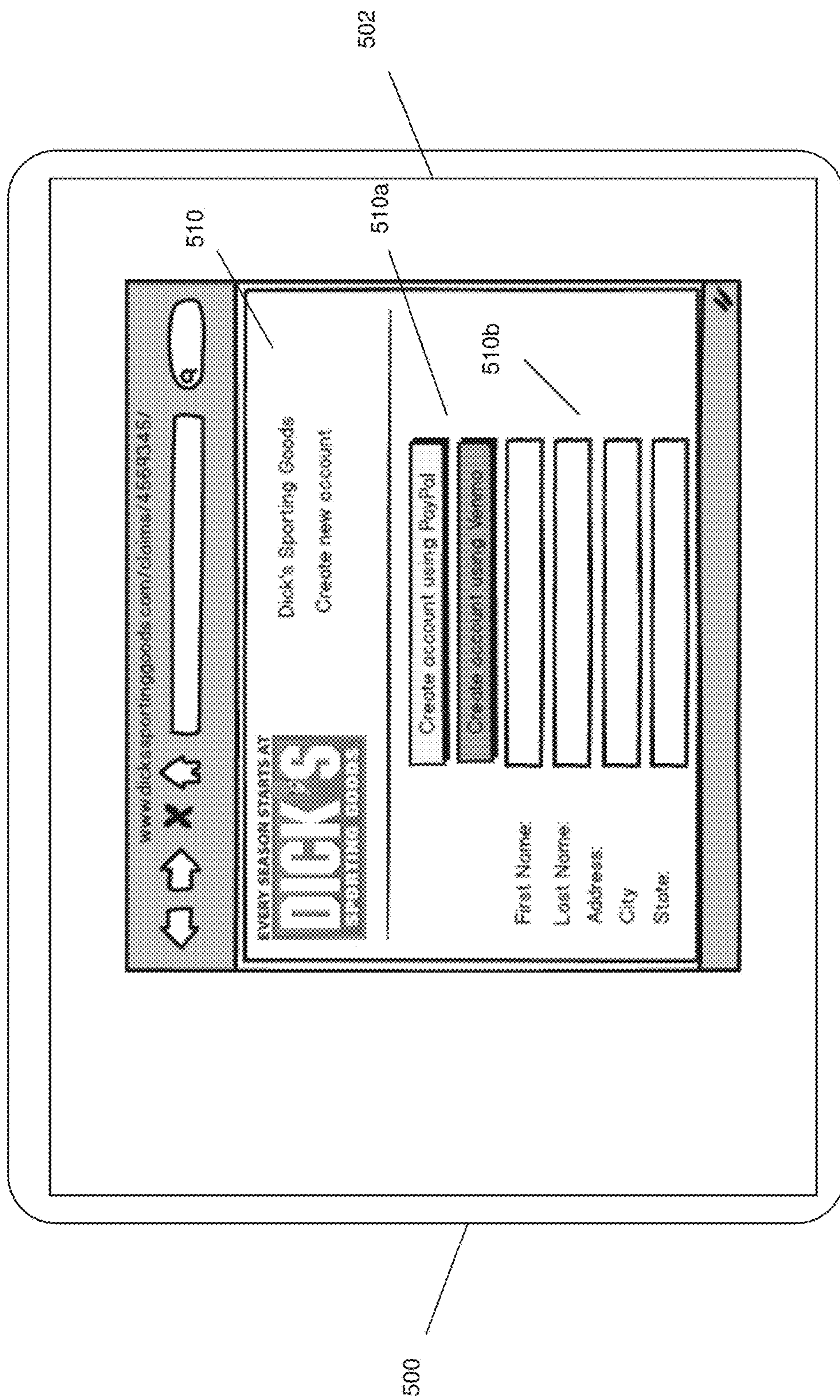


FIGURE 5D



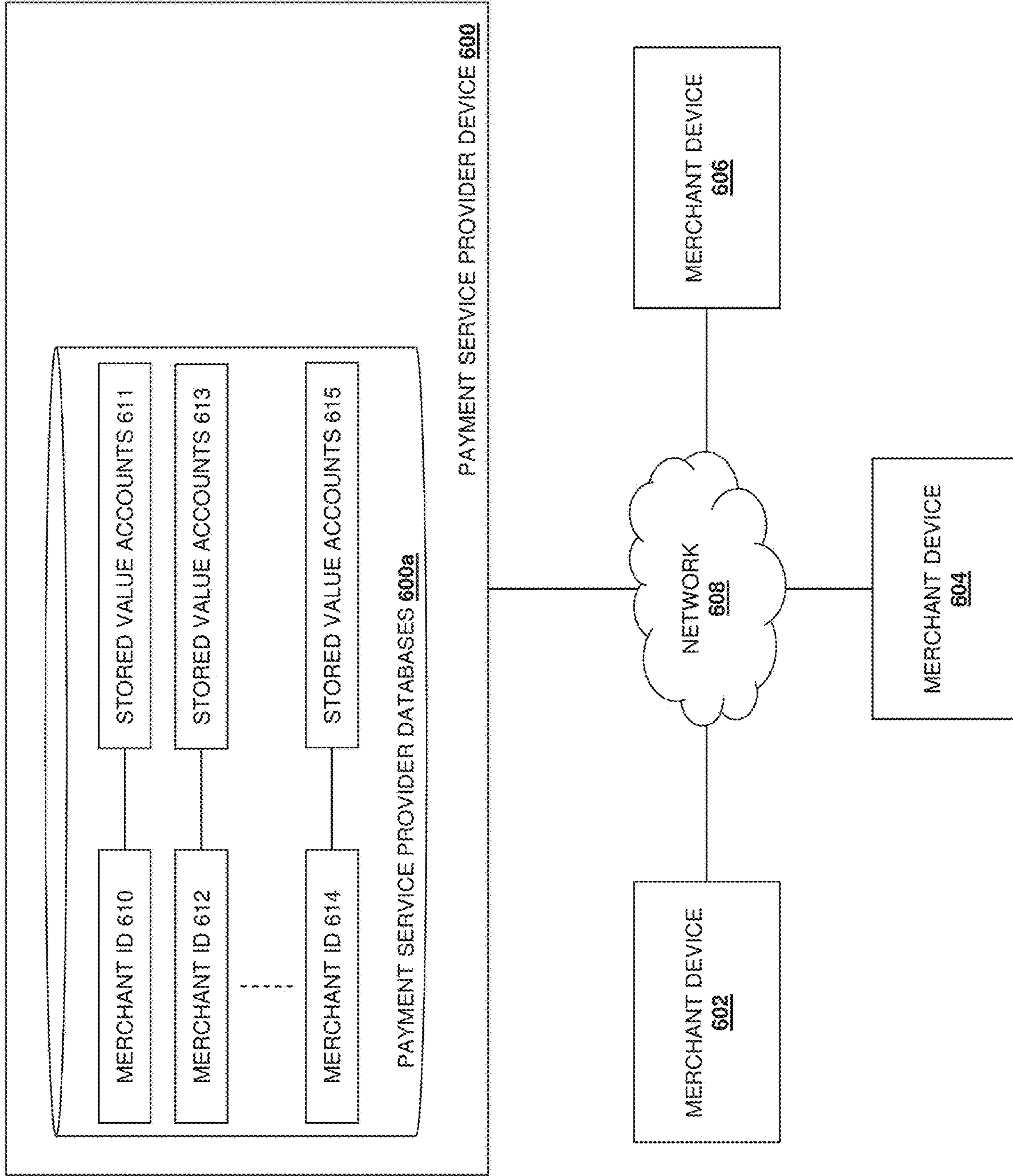


FIGURE 6A

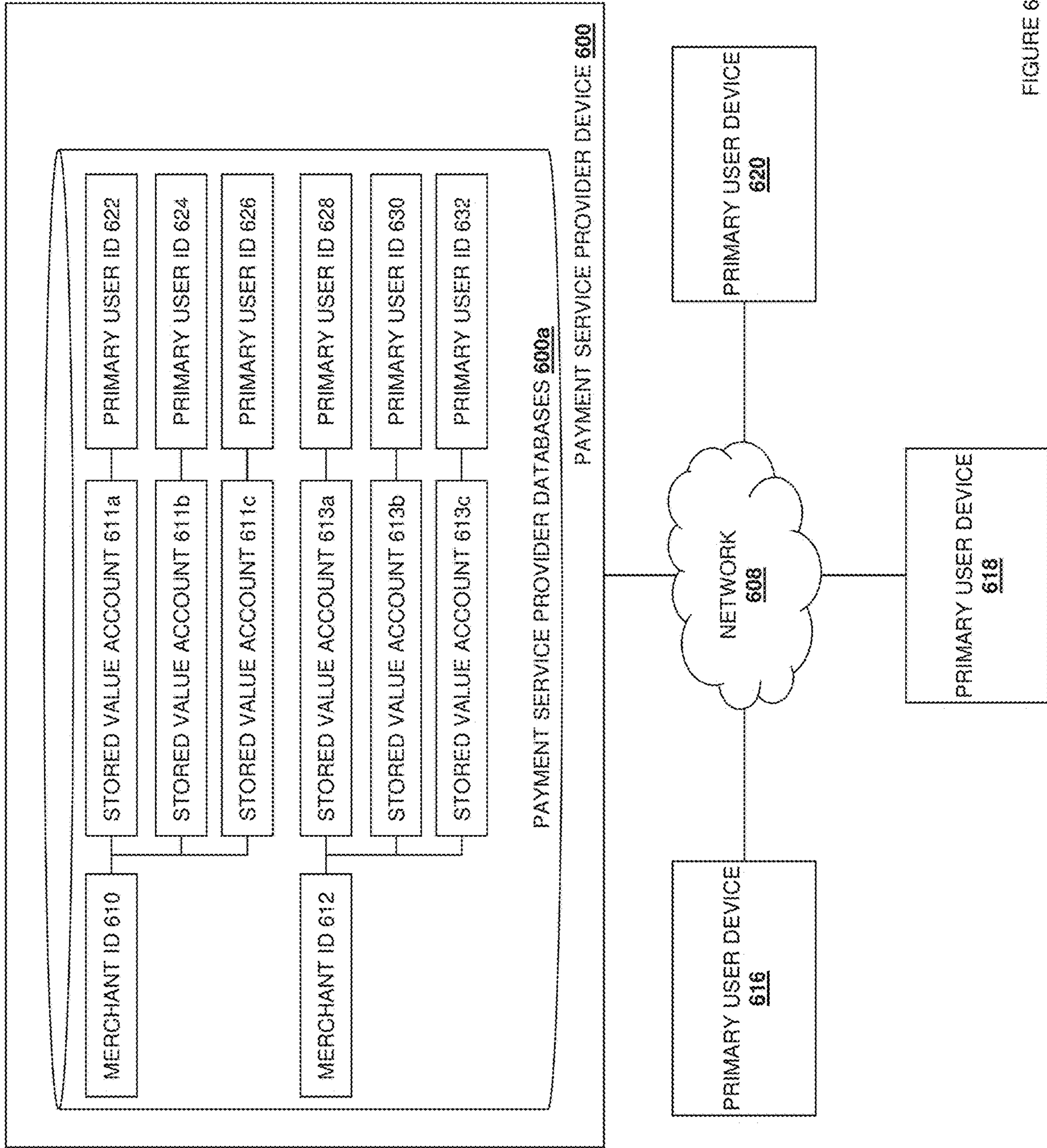


FIGURE 6B

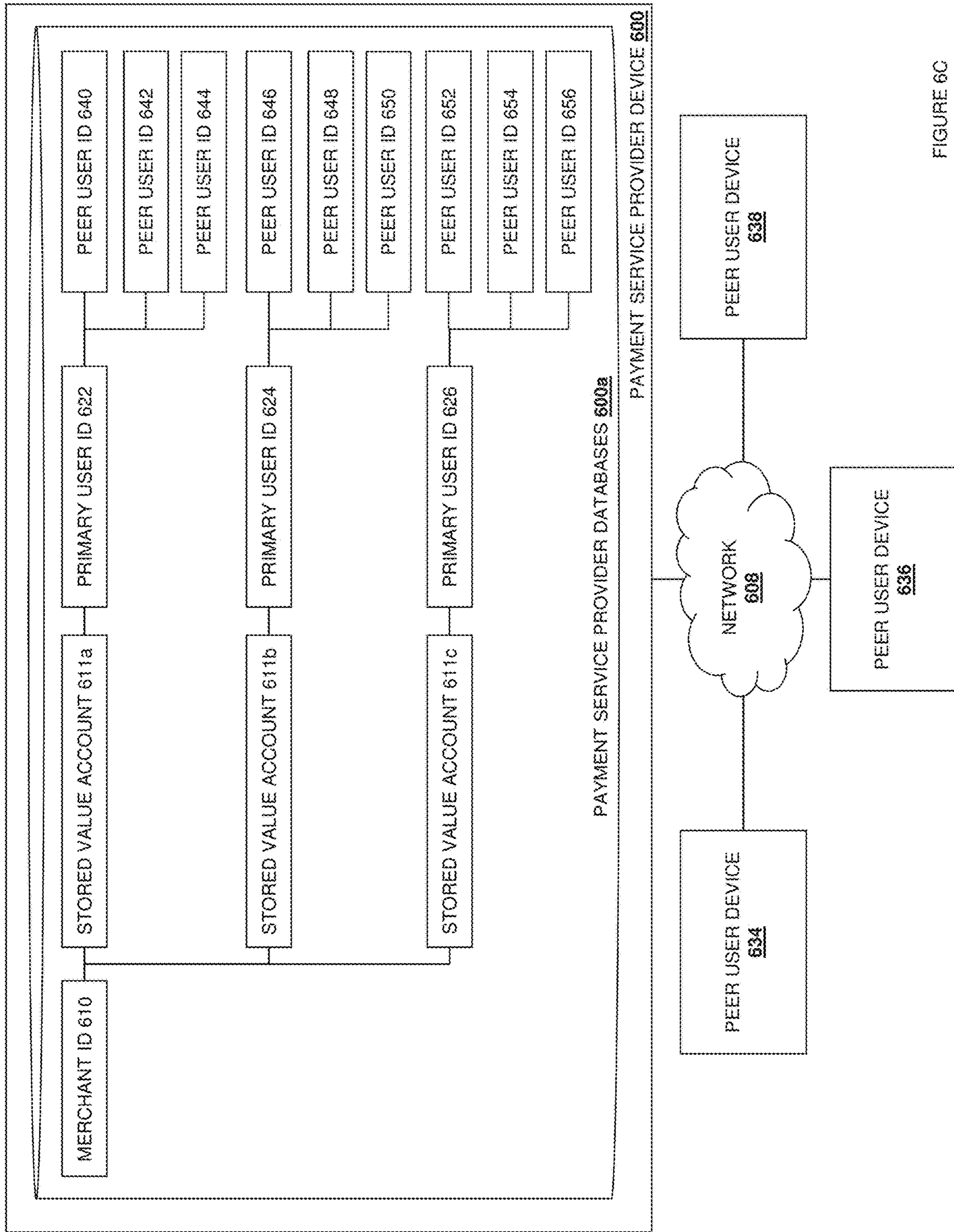


FIGURE 6C



Tenant Modeling for Users & Stored Values

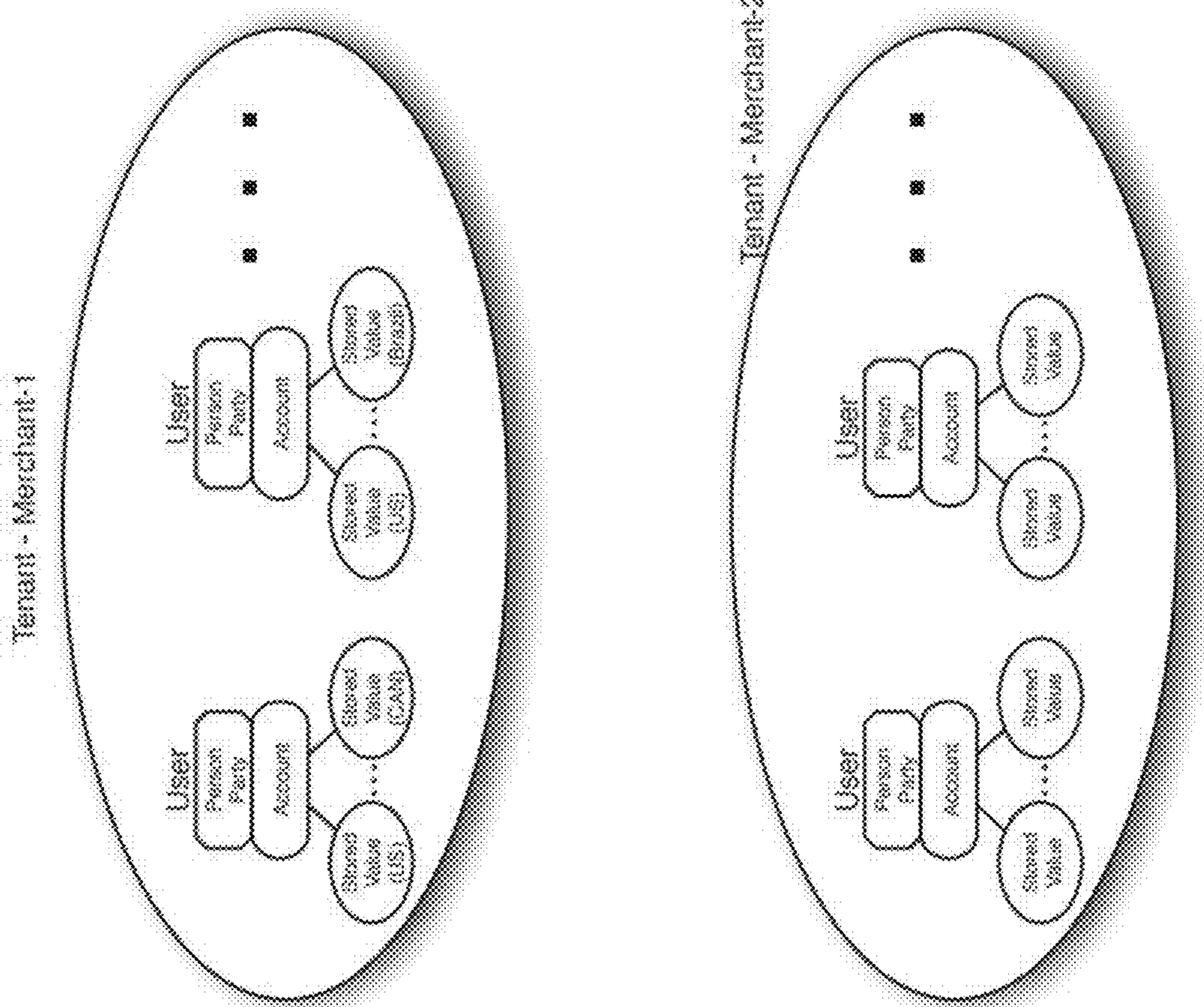


FIGURE 6D

Stored Values with "friends" funding options

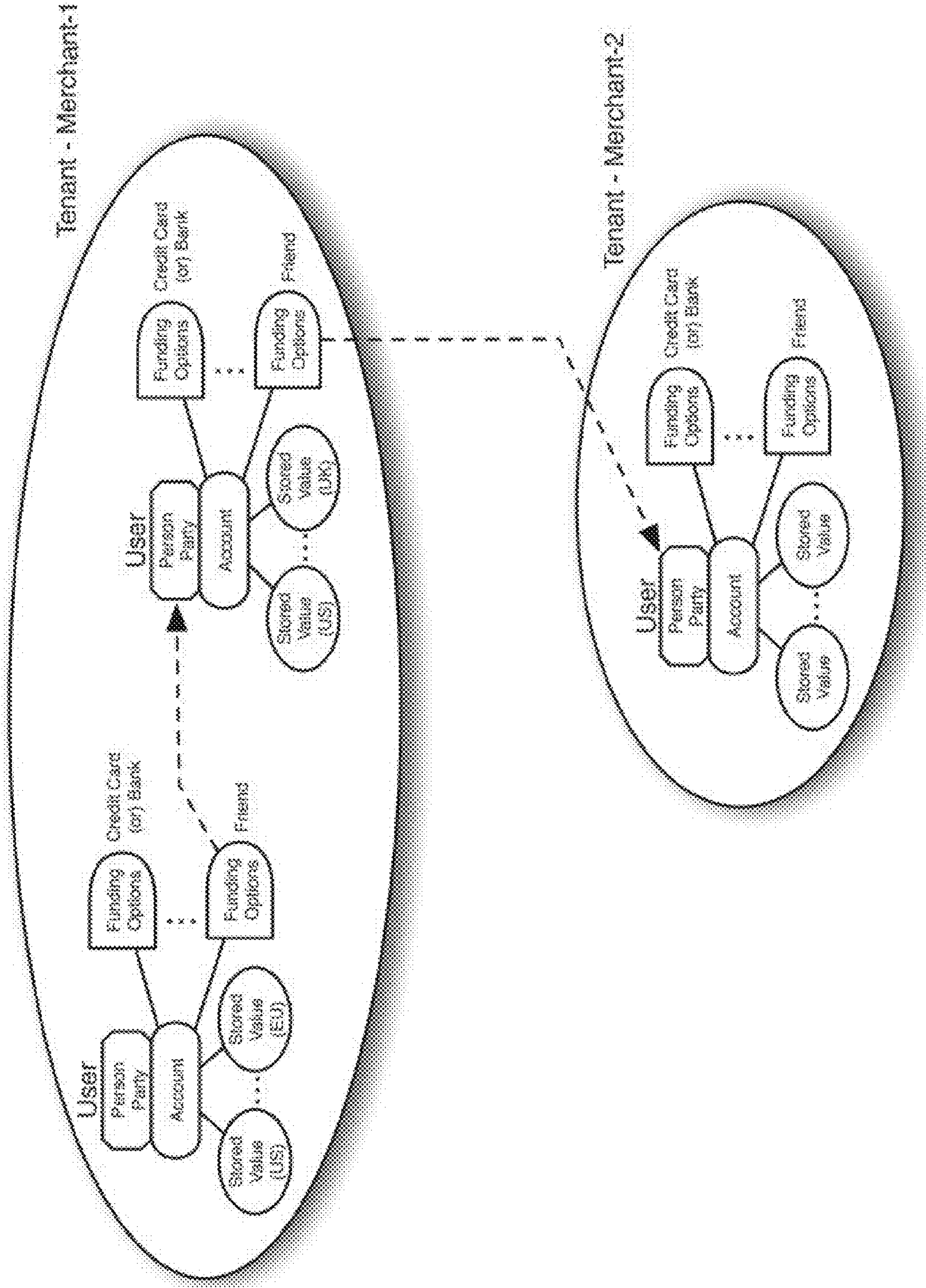


FIGURE 6E



Stored Values with "PayPal" or "Venmo" funding options

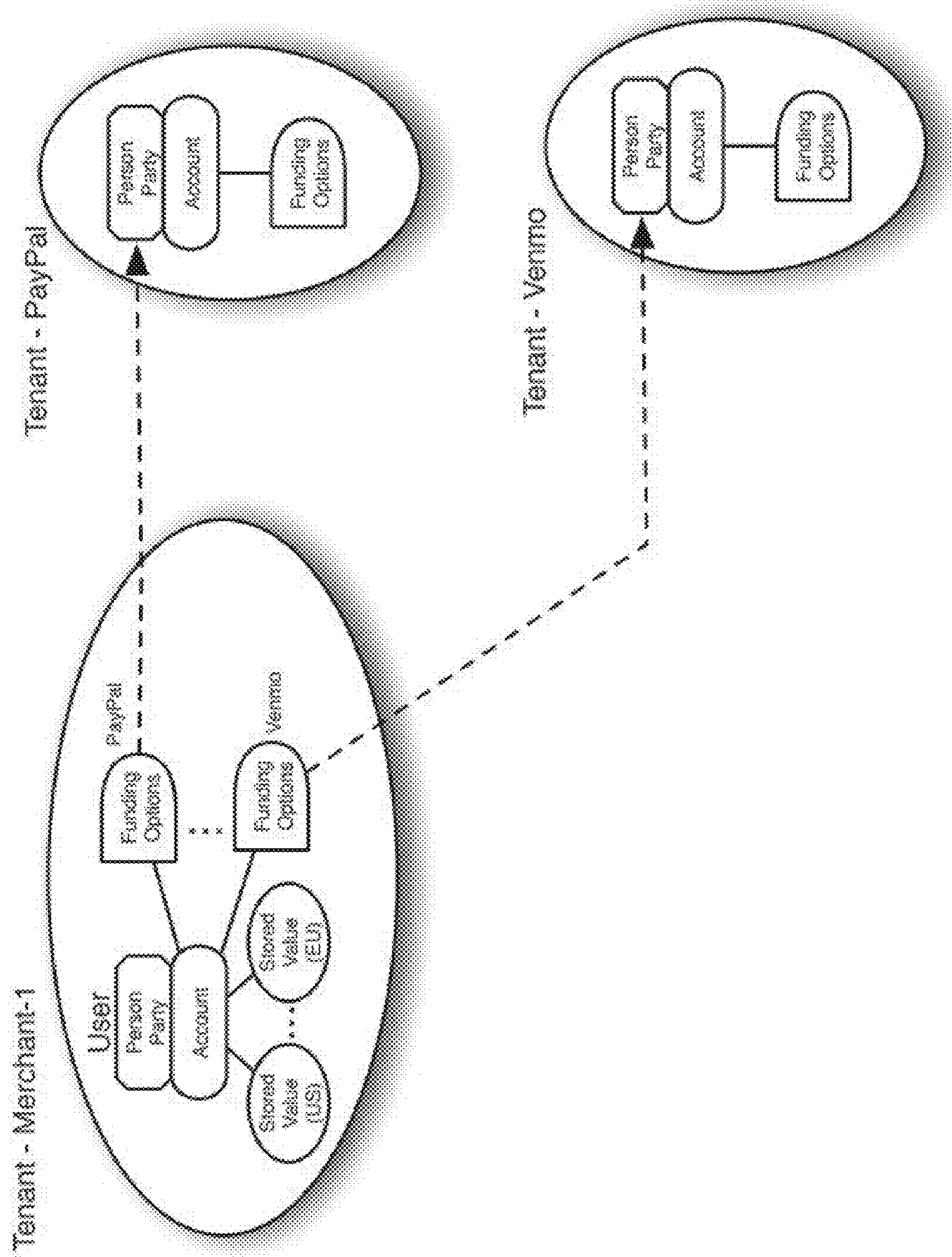
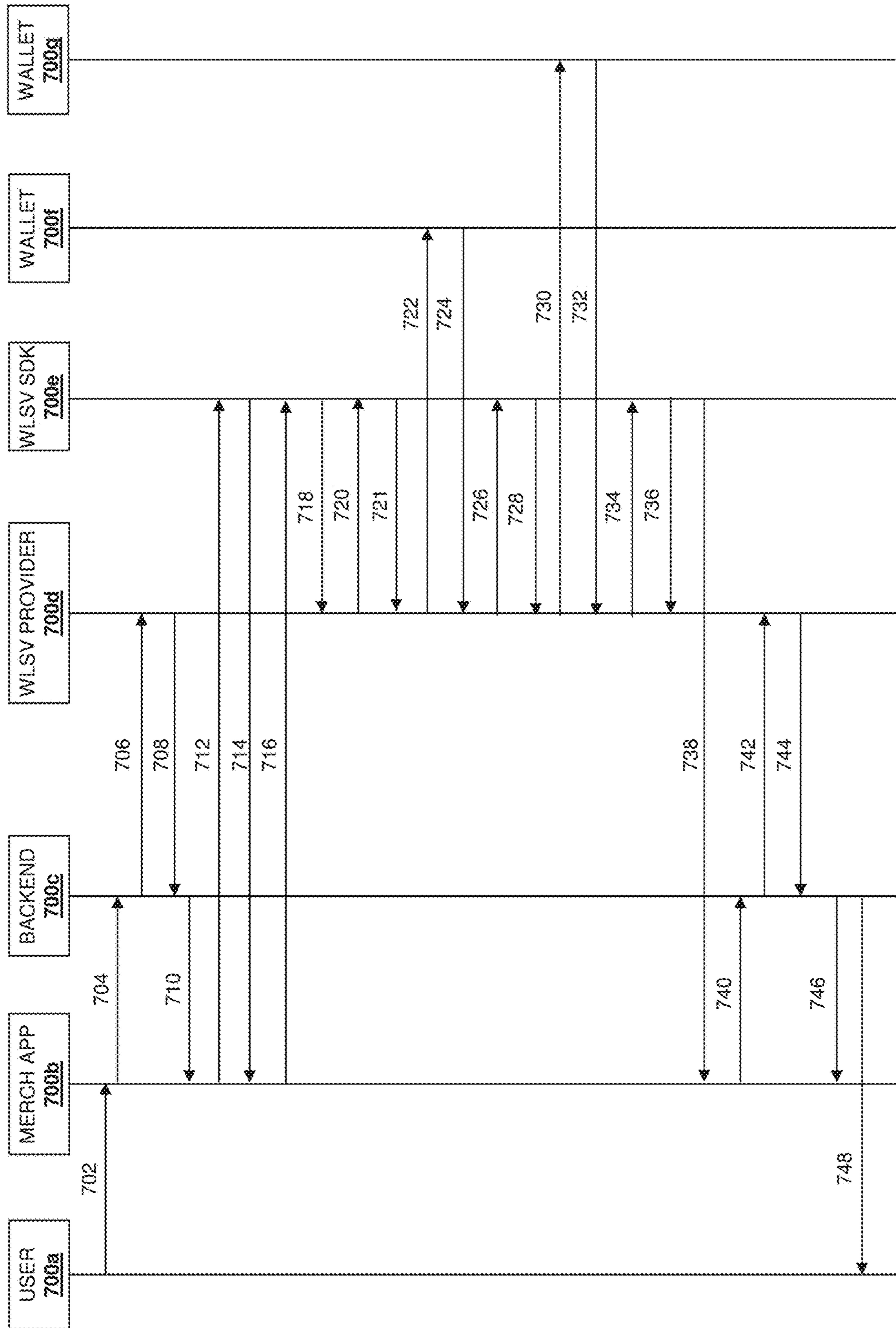


FIGURE 6F

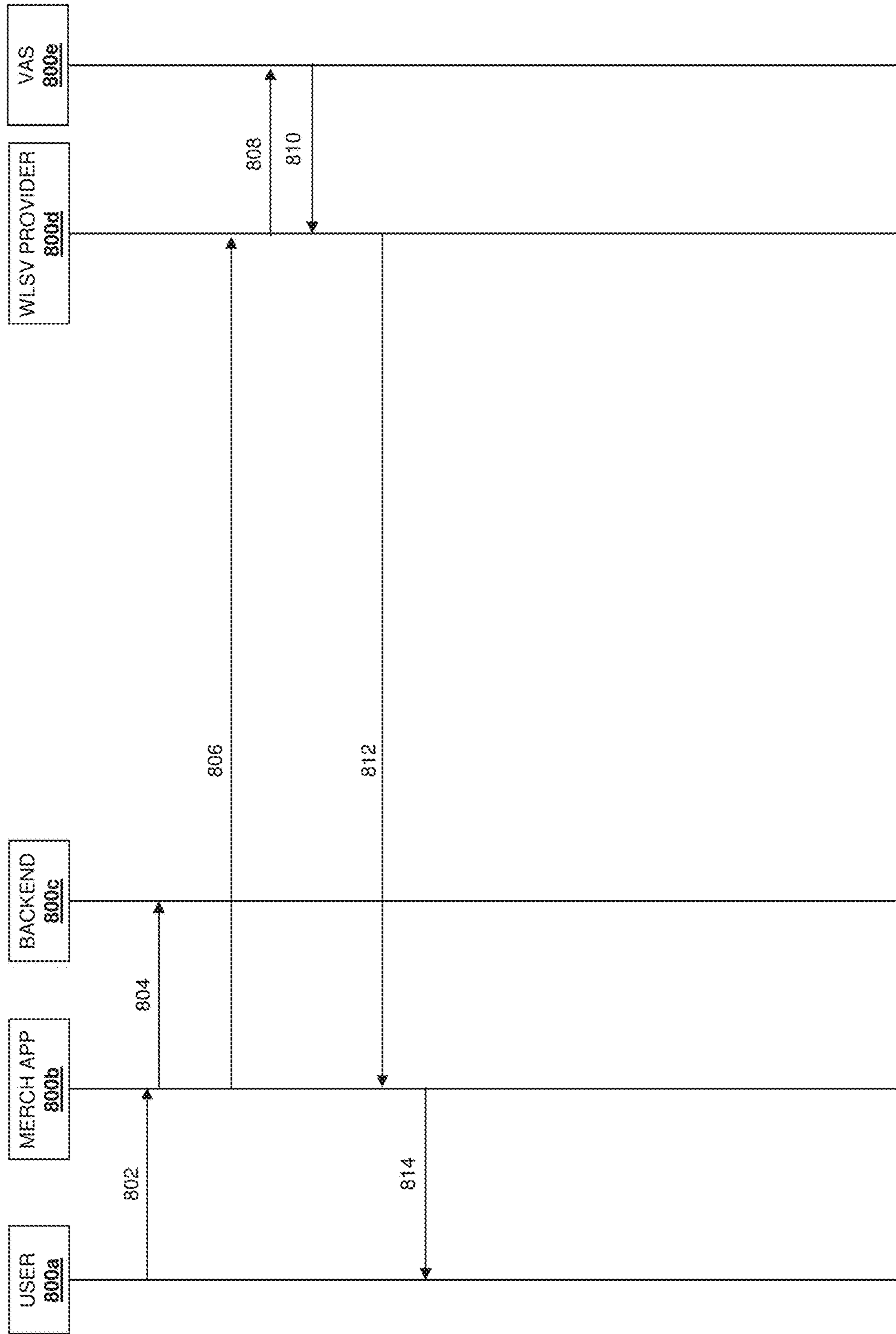




WHITE LABEL STORED VALUE ACCOUNT PROVISIONING

FIGURE 7

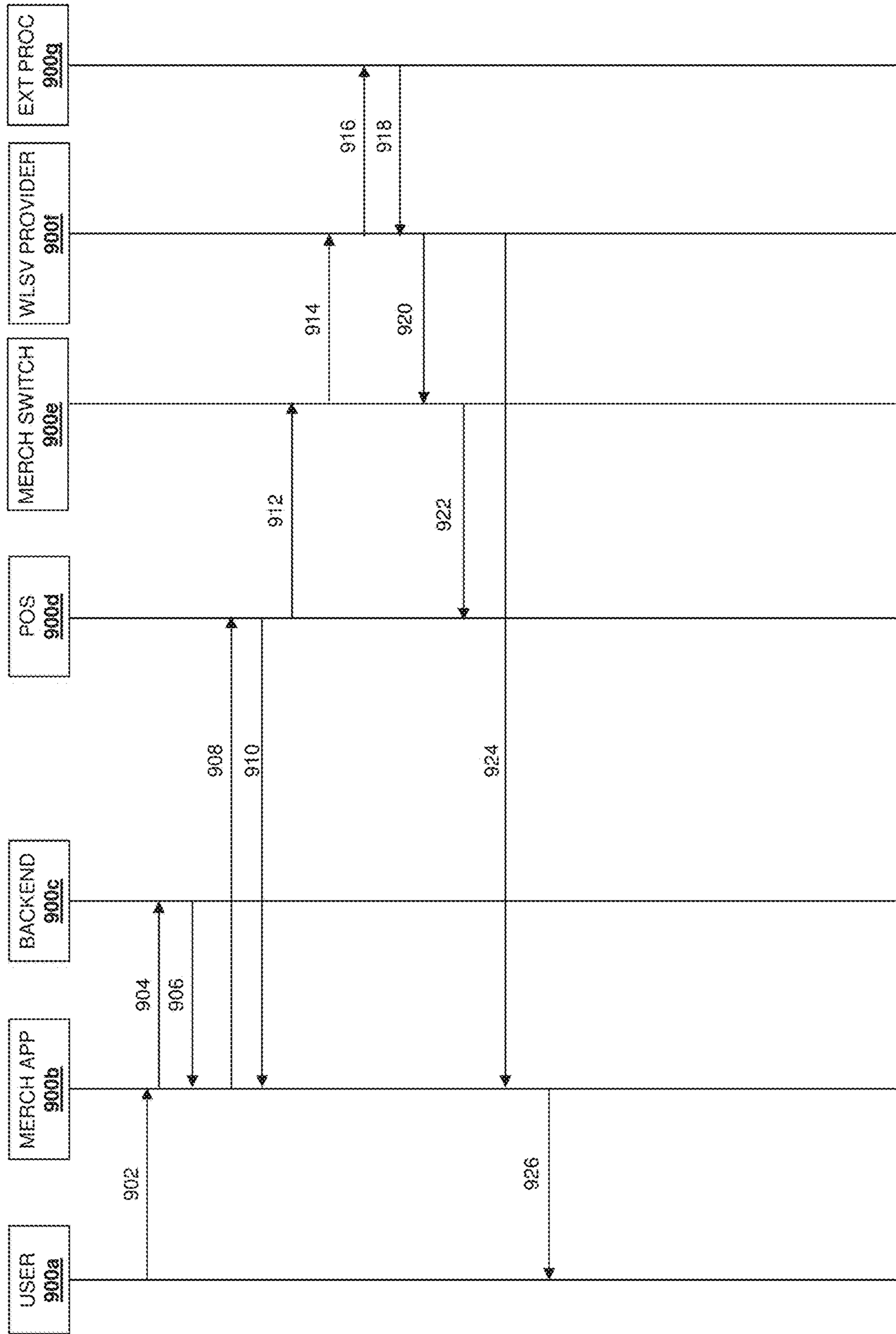
700



WHITE LABEL STORED VALUE ACCOUNT FUNDING

FIGURE 8

800



WHITE LABEL STORED VALUE ACCOUNT USE

FIGURE 9

900



1000

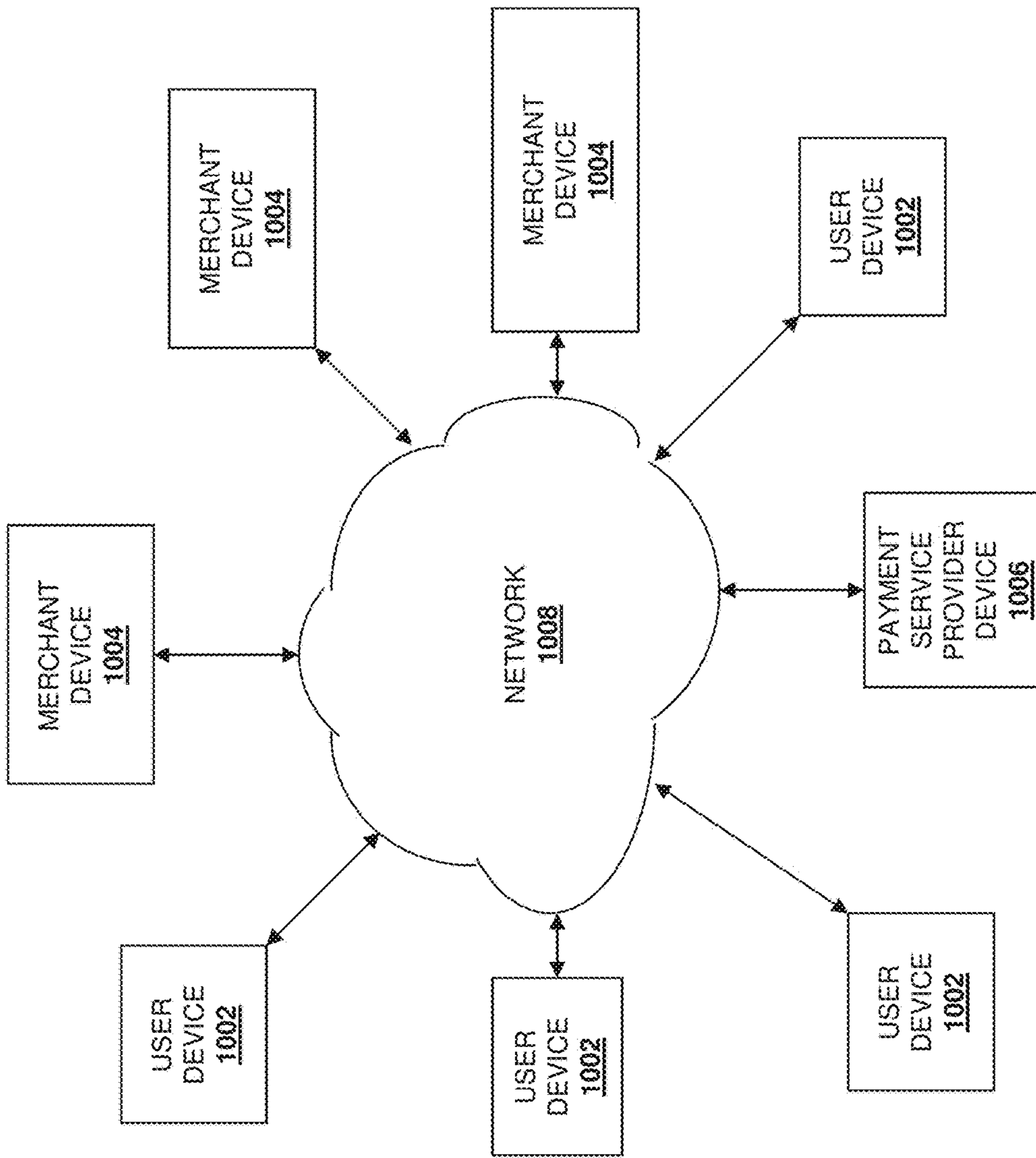


FIGURE 10

1100

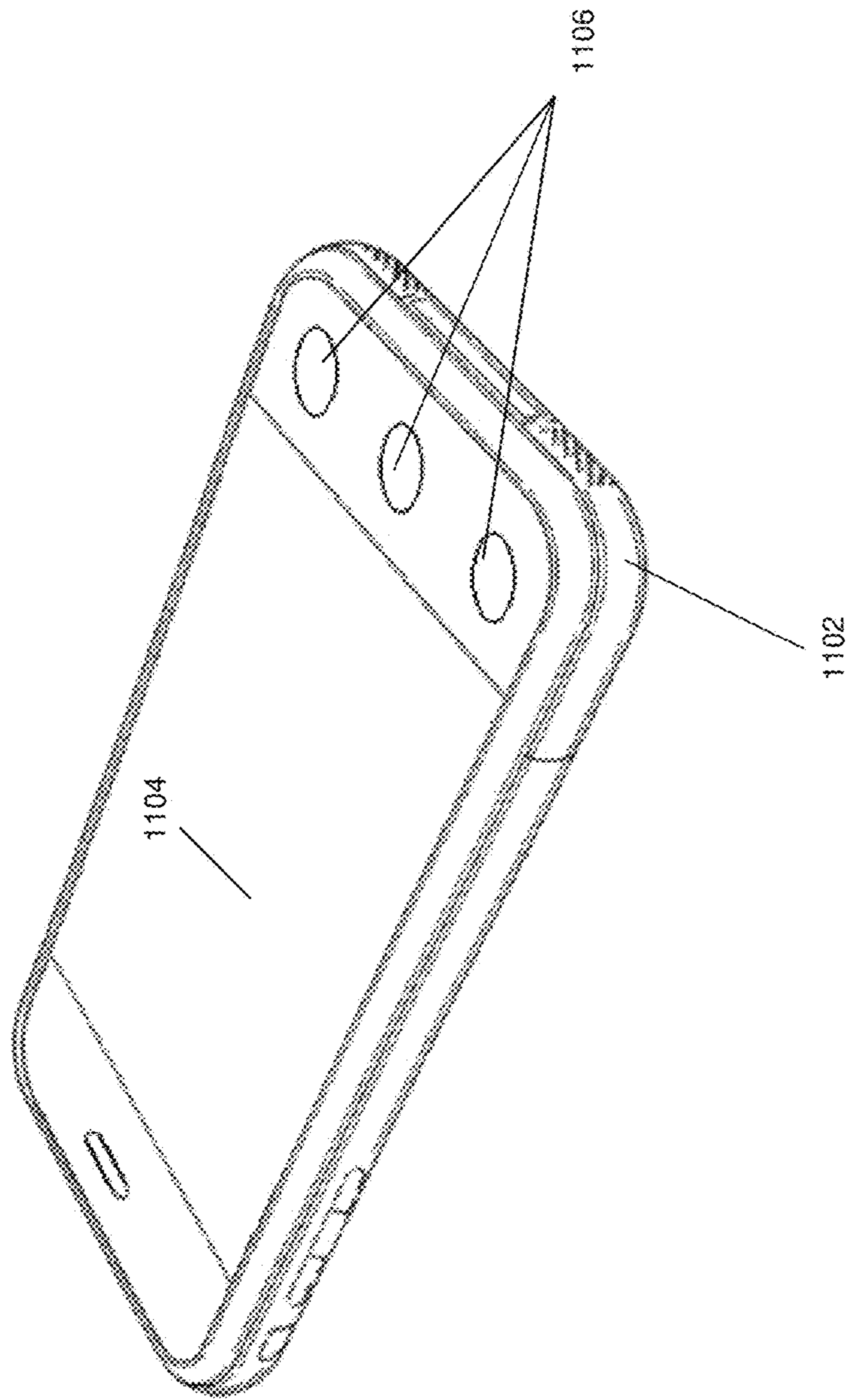


FIGURE 11

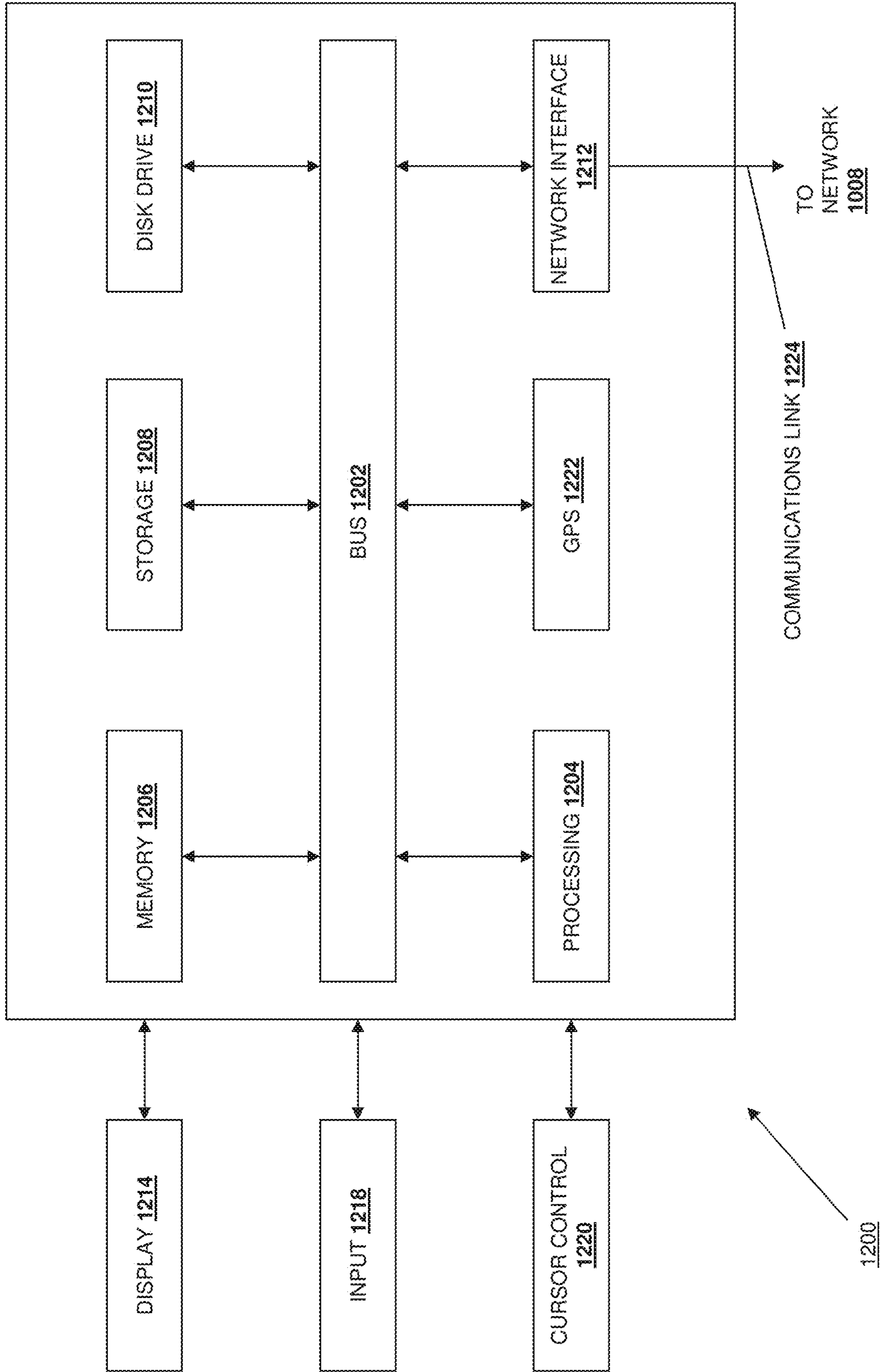


FIGURE 12



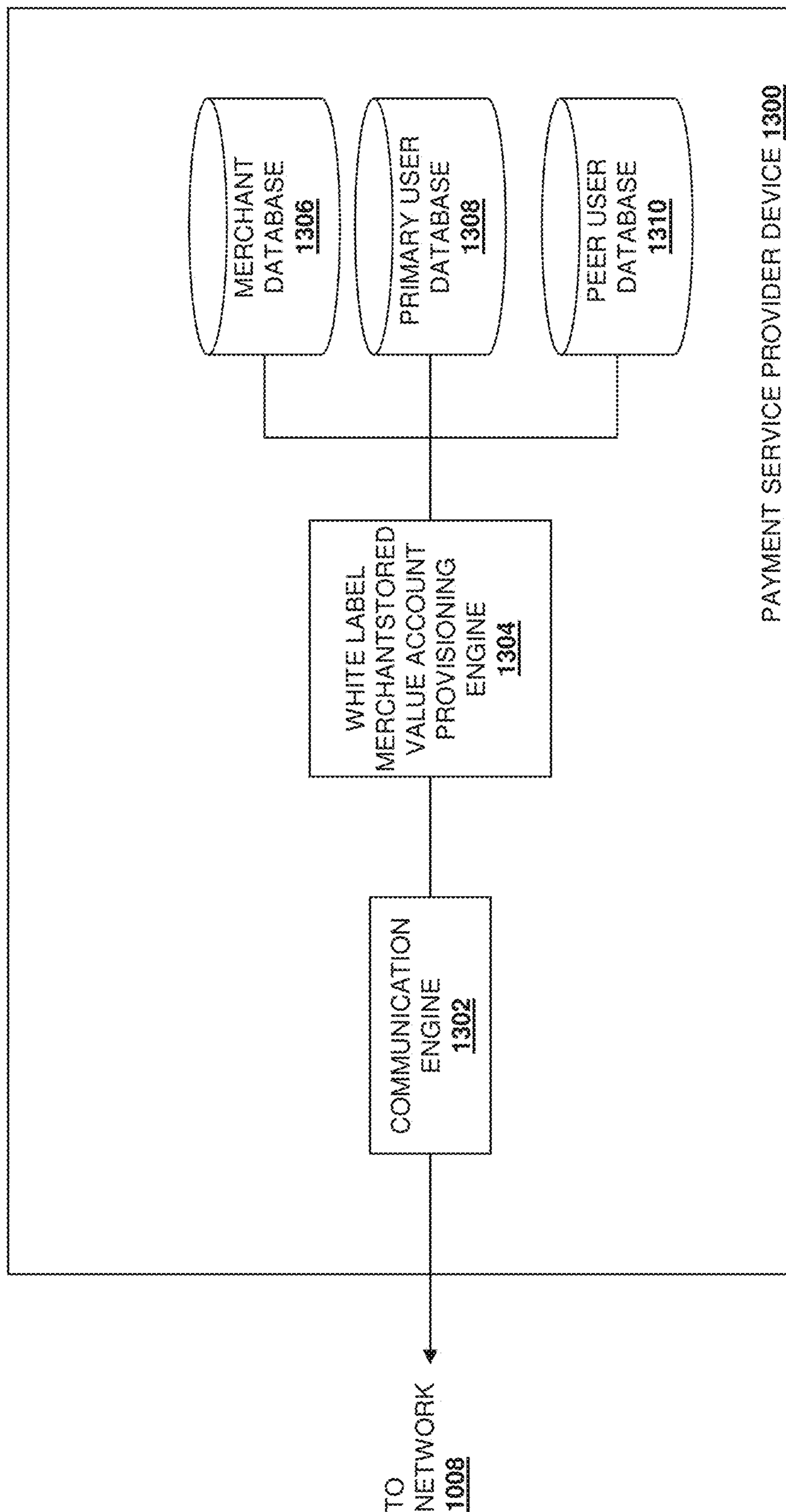


FIGURE 13

1

**WHILE LABEL MERCHANT STORED  
VALUE ACCOUNT PEER LINKING AND  
FUNDING SYSTEM**

CROSS REFERENCE TO RELATED  
APPLICATIONS

The present application is a continuation of and claims priority to U.S. Nonprovisional patent application Ser. No. 15/794,594 filed Oct. 26, 2017, which is hereby incorporated by reference in its entirety.

BACKGROUND

Field of the Disclosure

The present disclosure generally relates to online and/or mobile payments and more particularly to systems and methods for database linking of primary and peer users to allow novel funding solutions for white label merchant stored value accounts provided to a variety of different merchants.

Related Art

More and more consumers are purchasing items and services over electronic networks such as, for example, the Internet. Consumers routinely purchase products and services from merchants and individuals alike. The transactions may take place directly between a conventional or on-line merchant or retailer and the consumer, and payment is typically made by entering credit card or other financial information. Transactions may also take place with the aid of an on-line or mobile payment service provider such as, for example, PayPal, Inc. of San Jose, Calif. Such payment service providers can make transactions easier and safer for the parties involved. Purchasing with the assistance of a payment service provider from the convenience of virtually anywhere using a mobile device is one main reason why on-line and mobile purchases are growing very quickly.

One method for making online and/or mobile payments is via the use of merchant stored value accounts. Merchant stored value accounts are merchant-specific payment accounts that are funded by the users that are to utilize those merchant stored value accounts, and are then used to make payments to the merchant that provides those merchant stored value accounts. However, conventional merchant stored value account systems require merchants to include the infrastructure that enables the set up and management of the merchant stored value accounts with users, which includes the merchant receiving, holding, and tracking funds sent by the users to their merchant stored value accounts, and used with the merchant. Furthermore, conventional merchant stored value account systems are limited to allowing the users of those merchant stored value accounts to fund their merchant stored value accounts via payment/funding accounts that they control, thus limiting the ability to fund those merchant stored value accounts in a variety of situations.

Thus, there is a need for an improved merchant stored value account system.

BRIEF DESCRIPTION OF THE FIGURES

FIG. 1 is a flow chart illustrating an embodiment of a method for peer linking and funding of white label merchant stored value accounts;

2

FIG. 2 is a screenshot view illustrating an embodiment of a merchant device displaying a white label merchant stored value setup page;

FIG. 3A is a screen shot illustrating an embodiment of a user device displaying a white label merchant stored value incentive page;

FIG. 3B is a screen shot illustrating an embodiment of a user device displaying a white label merchant stored value account adding page;

FIG. 3C is a screen shot illustrating an embodiment of a user device displaying a white label merchant stored value account conditions page;

FIG. 3D is a screen shot illustrating an embodiment of a user device displaying a white label merchant stored value account funding selection page;

FIG. 3E is a screen shot illustrating an embodiment of a user device displaying a white label merchant stored value account funding page;

FIG. 3F is a screen shot illustrating an embodiment of a user device displaying a white label merchant stored value account peer adding incentive page;

FIG. 3G is a screen shot illustrating an embodiment of a user device displaying a white label merchant stored value account peer adding page;

FIG. 3H is a screen shot illustrating an embodiment of a user device displaying a white label merchant stored value account funding alert page;

FIG. 3I is a screen shot illustrating an embodiment of a user device displaying a white label merchant stored value account funding alert page;

FIG. 4A is a screen shot illustrating an embodiment of a user device displaying a white label merchant stored value peer added alert page;

FIG. 4B is a screen shot illustrating an embodiment of a user device displaying a white label merchant stored value peer funding page;

FIG. 4C is a screen shot illustrating an embodiment of a user device displaying a white label merchant stored value peer funding page;

FIG. 5A is a screen shot illustrating an embodiment of a user device displaying a white label merchant stored value peer funded alert page;

FIG. 5B is a screen shot illustrating an embodiment of a user device displaying a white label merchant stored value account access page;

FIG. 5C is a screen shot illustrating an embodiment of a user device displaying a white label merchant stored value account balance page;

FIG. 5D is a screen shot illustrating an embodiment of a user device displaying a white label merchant stored value account creation page;

FIG. 6A is a schematic view illustrating an embodiment of a white label merchant stored value account peer linking system including a first level of merchant/account linking;

FIG. 6B is a schematic view illustrating an embodiment of a white label merchant stored value account peer linking system including a second level of primary user/account linking;

FIG. 6C is a schematic view illustrating an embodiment of a white label merchant stored value account peer linking system including a third level of peer user/primary user/account linking;

FIG. 6D is a schematic view illustrating an embodiment of merchant/tenant modeling for users and stored value accounts;



3

FIG. 6E is a schematic view illustrating an embodiment of the linking of peer user funding options across merchants/tenants;

FIG. 6F is a schematic view illustrating an embodiment of the linking of wallet providers with users provided stored value accounts with particular merchants;

FIG. 7 is a swim lane diagram illustrating an embodiment of a method for creating a white label merchant stored value account;

FIG. 8 is a swim lane diagram illustrating an embodiment of a method for peer funding of a white label merchant stored value account;

FIG. 9 is a swim lane diagram illustrating an embodiment of a method for using a white label merchant stored value account;

FIG. 10 is a schematic view illustrating an embodiment of a networked system;

FIG. 11 is a perspective view illustrating an embodiment of a user device;

FIG. 12 is a schematic view illustrating an embodiment of a computer system; and

FIG. 13 is a schematic view illustrating an embodiment of a payment service provider device.

Embodiments of the present disclosure and their advantages are best understood by referring to the detailed description that follows. It should be appreciated that like reference numerals are used to identify like elements illustrated in one or more of the figures, wherein showings therein are for purposes of illustrating embodiments of the present disclosure and not for purposes of limiting the same.

#### DETAILED DESCRIPTION

The present disclosure provides a system and method for database primary/peer user linking and associated funding of white label merchant stored value accounts provided to a plurality of merchants by a payment service provider. In particular, the present disclosure addresses the technical problems associated with a payment service provider or other third party providing white label merchant stored value accounts to a plurality of different merchants, and then allowing primary users of those white label merchant stored value accounts to link peer users with their white label merchant stored value account in order to allow those peer users to fund their white label merchant stored value account. As such, the payment service provider provides for the offloading of the creation, tracking, and management of merchant stored value accounts from merchants, while providing for enhanced funding functionality of those merchant stored value accounts that results in an improvement to merchant stored value account technology. These and other benefits discussed below will be apparent to one of skill in the art in possession of the present disclosure.

Referring now to FIG. 1, a method 100 for peer linking and funding of a white label merchant stored value account is illustrated. In an embodiment of the method 100 discussed below, a payment service provider such as, for example, PayPal Inc. of San Jose, Calif., United States, provides conventional payment accounts to the users and merchants discussed below. For example, a conventional payment account provided by the payment service provider may be linked by the users or merchants with one or more of their financial/funding accounts (e.g., bank accounts, credit accounts, etc.) in order to fund those conventional payment accounts. Furthermore, the payment service provider may operate to provide wallet software for user devices utilized by the users and merchant devices utilized by the merchants,

4

which may allow for the spending of funds in a conventional payment account and/or any of the financial accounts discussed above. While some conventional payment service provider functionality has been described above, one of skill in the art in possession of the present disclosure will recognize that payment service providers may perform a variety of other functionality that will remain within the scope of the present disclosure. Furthermore, in some embodiments, the payment service provider may be replaced by another type of third party that provides the white label merchant stored value accounts as discussed below.

In the discussions below the payment service provider operates a payment service provider device that may include one or more computing devices that are configured to perform the functionality described below, including the communication through the network (e.g., the Internet, a Local Area Network (LAN), and/or other network known in the art) with user devices utilized by users, merchant devices utilized by merchants, financial account provider devices utilized by financial account providers, and/or any other device operated by any other entity that operates the systems and performs the methods described below. In addition, the payment service provider device may include and/or be coupled to database(s) provided on storage device(s) that store information utilized in providing the functionality discussed below, including the linking of peer users to primary users and/or white label merchant stored value accounts that are controlled by those primary users. However, while specific hardware and software is discussed herein for providing the functionality of the present disclosure, one of skill in the art in possession of the present disclosure will recognize that the payment service provider device, user devices, merchant devices, and/or any other devices may include different device components and/or component configurations while remaining within the scope of the present disclosure.

The method 100 begins at block 102 where the payment service provider device provides white label merchant stored value accounts for merchants. In an embodiment, at block 102, the payment service provider device may operate to communicate with merchant devices utilized by different merchants in order to set up white label merchant stored value accounts for use by the customers (i.e., the primary users discussed below) of those merchants. As such, groups of white label merchant stored value accounts may be provided by the payment service provider to each of a plurality of different merchants. In some embodiments, a merchant may be a merchant associated with a single merchant physical location (e.g., a single restaurant) or a single merchant online location (e.g., a single online goods/services seller). However, in other embodiments, a merchant may be a merchant associated with multiple merchant physical locations (e.g., multiple restaurants) or multiple merchant online locations. Furthermore, in yet other embodiments, "merchant" as used below may include a plurality of merchants that sell similar goods (e.g., gas station merchants, online software merchants, etc.) and that cooperate to provide the white label merchant stored value accounts to users that wish to make purchases from any of those merchants. Thus, while a few specific examples are described herein, any of the plurality of merchants that are provided a group of white label stored value accounts by the payment service provider at block 102 may be defined in a variety of manners that will fall within the scope of the present disclosure.

With reference to FIG. 2, a merchant device 200 with a display screen 202 is illustrated displaying a screenshot of a



5

white label merchant stored value setup page **204** that may be provided through the network by the payment service provider device at block **102**. In the illustrated embodiment, the white label merchant stored value setup page **204** allows the merchant utilizing the merchant device **200** to create white label merchant stored value accounts for use in a marketing campaign to its customers (i.e., the primary users discussed below), although the use of white label merchant stored value accounts in other contexts will fall within the scope of the present disclosure as well.

For example, the white label merchant stored value setup page **204** includes a campaign name input **204a** that the merchant may use to name the marketing campaign or group of white label merchant stored value accounts, a campaign start date input **204b** that the merchant may use to set a start date for the marketing campaign, a campaign end date input **204c** that the merchant may use to set an end date for the marketing campaign, a customer targeting input **204d** that the merchant may use to identify target customers (e.g., the primary users discussed below) for the white label stored value accounts offered in the marketing campaign, a match input **204e** that the merchant may use to provide an matching funding amounts (or other incentives) for the white label stored value accounts offered in the marketing campaign, a maximum amount input **204e** that the merchant may use to provide indicate an maximum amount that will be matched or incentivized for the white label stored value accounts offered in the marketing campaign, a merchant account information input that the merchant may use to provide merchant account information for a merchant account that is to be used with the white label stored value accounts offered in the marketing campaign (e.g., to provide the matching/incentive funding amounts discussed above), and a create campaign button **204h** that the merchant may select to create the white label merchant stored valued accounts that will be associated with that merchant. While a specific setup page **204** has been illustrated and described, one of skill in the art in possession of the present disclosure will recognize that FIG. **2** provides a simplified example for the purposes of discussion below, and that white label merchant stored value account setup may require many pages and variety of information while remaining within the scope of the present disclosure. As such, at block **102**, a plurality of different merchants may utilize merchant devices similar to the merchant device **202** to create white label merchant stored value accounts for use by their customers and/or the primary users discussed herein.

Referring now to FIG. **6A**, an embodiment of a payment service provider device **600** coupled to merchant devices **602**, **604**, and **606** through a network **608** is illustrated. In particular, FIG. **6A** illustrates how a payment service provider database **600a** provides for the linking of merchants and groups of white label merchant stored value accounts provided by the payment service provider device. For example, a merchant identifier **610**, along with any of a variety of other merchant information collected by the payment service provider device, is linked with a plurality of white label merchant stored value accounts **610a** in the payment service provider database **600a**. Similarly, a merchant identifier **612** is linked with a plurality of white label merchant stored value accounts **612a** in the payment service provider database **600a**, and a merchant identifier **614** is linked with a plurality of white label merchant stored value accounts **614a** in the payment service provider database **600a**. As discussed in further detail below, FIG. **6A** illustrates a first level of database linking (i.e., between merchants and white label merchant stored value accounts) that

6

provides for the primary/peer user linking and funding of white label merchant stored value accounts provided by the payment service provider device to a plurality of different merchants.

Referring back to FIG. **1**, the method **100** then proceeds to block **104** where primary user devices sign up with the payment service provider device for white label merchant stored value accounts that are provided to merchants. In an embodiment, at block **104**, primary user devices utilized by primary users may be used to communicate with the payment service provider device to sign up for white label stored value accounts that are provided by the payment service provider device for any of a plurality of merchants. For example, at block **104** the payment service provider device may communicate through the network with a first primary user device about a first white label stored value account provided for a first merchant, receive a first primary user identifier (as well as a variety of other primary user information that may be collected by the payment service provider device as discussed below), and then link that first primary user identifier (as well as other primary user information) with the first white label merchant stored value account provided for the first merchant. Similarly, at block **104** the payment service provider device may also communicate through the network with a second primary user device about a second white label stored value account provided for the first merchant, receive a second primary user identifier, and then link that second primary user identifier with the second white label merchant stored value account provided for the for the first merchant. As such, any number of primary users may be linked to white label merchant stored value account provided for any merchants by the payment service provider device similarly as described above for the first merchant.

In some examples, at block **104** the payment service provider device may communicate through the network with any primary user device to receive primary user account information, and then use that primary user account information to fund the white label merchant stored value account linked to the primary user identifier received from that primary user device. As such, any primary users may utilize primary user funding account information to fund white label merchant stored value accounts provided for any merchants by the payment service provider device.

With reference to FIGS. **3A-3E**, a primary user device **300** with a display screen **302** is illustrated displaying screenshots of white label merchant account creation and funding pages that may be provided through the network by the payment service provider device at block **104**. FIG. **3A** illustrates an example of a screen shot of a white label merchant stored value incentive page **304** that may be provided for display on the primary user device **300** accessing a merchant application provided by the merchant. As such, the primary user of the primary user device **300** may launch a merchant application on the primary user device **300** and, in response, the merchant application may determine that the white label merchant stored value incentive page **304** should be displayed to the primary user (e.g., because the primary user is a customer identified for targeting in the marketing campaign described above with reference to FIG. **2**). In the illustrated example, the white label merchant stored value incentive page **304** is provided by a pop-up message (e.g., displayed via the merchant application) that identifies a white label merchant stored value account incentive **304a** (e.g., \$10 for signing up for the white label merchant stored value account) or other matching offer (discussed above with reference to FIG. **2**), along



with a decline button **304b** and an accept button **304c**. As such, the primary user may select the decline button **304b** to decline the white label merchant stored value account incentive **304a**, or select the accept button **304c** to accept the white label merchant stored value account incentive **304a**.

FIG. 3B illustrates an example of a screen shot of a white label merchant stored value account adding page **306** that may be provided for display on the primary user device **300** in response to the primary user selecting the accept button **304c** on the white label merchant stored value incentive page **304**. The white label merchant stored value account adding page **306** provides a white label merchant stored value account add button **306a** that the primary user may select to provide an indication of the desire to add a white label merchant stored value account as, for example, one of their payment methods in the merchant application running on the primary user device **300**.

FIG. 3C illustrates an example of a screen shot of a white label merchant stored value account conditions page **308** that may be provided for display on the primary user device **300** in response to the primary user selecting the white label merchant stored value account add button **306a** on the white label merchant stored value account adding page **306**. The white label merchant stored value account conditions page **308** provides a white label merchant stored value account information/disclosures section **308a** that discloses the terms and conditions for the white label merchant stored value account, and an agree/continue button **308b** that the primary user may select to confirm a desire to add a white label merchant stored value account as, for example, one of their payment methods in the merchant application provided on the primary user device **300**.

FIG. 3D illustrates an example of a screen shot of a white label merchant stored value account funding selection page **310** that may be provided for display on the primary user device **300** in response to the primary user selecting the agree/continue button **308b** on the white label merchant stored value account conditions page **308**. The white label merchant stored value account funding selection page **310** includes an agree selector **310a** that the primary user may select to confirm that they agree with the terms and conditions of the white label merchant stored value account, along with a card management section **312** that includes an auto-reload management button **312a** that the primary user may select to manage automatic fund “reload” instructions for automatically funding the white label merchant stored value account (e.g., using a funding account of the primary user, discussed above), an add value button **312b** that the primary user may select to add funds to the white label merchant stored value account (e.g., using a funding account of the primary user, discussed above), and an add friends/family button **312c** that the primary user may select to link peer users to the white label merchant stored value account, discussed in further detail below.

FIG. 3E illustrates an example of a screen shot of a white label merchant stored value account funding page **314** that may be provided for display on the primary user device **300** in response to the primary user selecting the add value button **312b** on the white label merchant stored value account funding selection page **310**. The white label merchant stored value account funding page **314** includes a value selector section **314a** that the primary user may use to select a value to fund the white label merchant stored value account with, and includes a plurality of predetermined value amounts (“\$10”, “\$25”, “\$50”, and \$100”) as well as an input box for providing a custom or non-predetermined value amount. The white label merchant stored value

account funding page **314** also includes a primary user account section **316** that includes account selectors **316a** and **316b** that the primary user may select to provide instructions to use the selected primary user account to fund the white label merchant stored value account with the amount designated in the value selector section **314a**, an add account button **316c** that the primary user may select to provide primary user account information to link a primary user funding account to the white label merchant stored value account for the purposes of funding the white label merchant stored value account.

With reference to FIG. 7, a swim lane diagram **700** illustrates an example of the creation of a white label merchant stored value account at block **104**, and in particular describes the communications and/or functionality that is performed between a user **700a**, a merchant application **700b**, an application backend **700c**, a white label stored value provider **700d**, a white label stored value (WLSV) Software Development Kit (SDK) **700e**, a wallet provider **700f**, and a wallet provider **700g**. As can be seen, the user **700a** uses the merchant application **700b** to add the white label stored value card by, for example, sending an instruction at **702** to add the stored value card/account for the merchant, which results in the sending of an add-stored-value-account instruction **704** from the merchant application **700b** to the application backend **700c**. The application backend **700c** may then request a token from the WLSV provider **700d** at **706**, receive that token back from the WLSV provider **700d** at **708**, and provide that token to the merchant application **700b** at **710**. The merchant application **700b** then collects and send device related data to the WLSV provider at **712** for fraud analysis, which triggers a consent/agreement flow between the merchant application **700b** and the WLSV SDK **700e** at **714** and **716** to add the stored value card/account. As part of that consent/agreement flow, the WLSV SDK **700e** may provide the merchant application a Card Merchant Identifier (CMID) at **714**, and there may be several options to fund the stored value card/account. As discussed herein, the funding options may include funding via friends and family and/or basic credit and/or debit cards, as well as funding via the wallet providers **700f** and **700g**.

For example, at **718** and **720** the WLSV provider **700d** and WLSV SDK **700e** may communicate to add a friend/family as a funding option; at **721**, **722**, **724**, and **726**, the WLSV provider **700d**, WLSV SDK **700e**, and wallet provider **700f** may communicate to add the wallet provider **700f** as a funding option; at **728**, **730**, **732**, and **734**, the WLSV provider **700d**, WLSV SDK **700e**, and wallet provider **700g** may communicate to add the wallet provider **700g** as a funding option; and at **736** the WLSV provider **700d** and WLSV SDK **700e** may communicate to add a credit card or bank account as a funding option. At **738**, the WLSV SDK **700e** provides a payment method nonce to the merchant application **700b**, and at **740** the merchant application **700b** may provide that payment method nonce and the CMID to the application backend **700c**. The application backend **700c** then provides the payment method nonce and the CMID to the WLSV provider **700d** at **742**, and at **744** the WLSV provider **700d** provides a stored value payment method token to the application backend **700c** in response, with that stored value payment method token persisting with the application backend **700c**. At **746** the application backend **700c** adds the stored value account to the merchant application **700b**, and at **748** the merchant application informs the user **700a** that the adding of the stored value account is successful.



Referring now to FIG. 6B, an embodiment of the payment service provider device **600** coupled to primary user devices **610**, **618**, and **620** through the network **608** is illustrated. In particular, FIG. 6B illustrates how a payment service provider database **600a** links the groups of white label merchant stored value accounts provided by the payment service provider device to the merchants (discussed above with reference to FIG. 6A) with primary user identifiers (and other primary user information) to link primary users with each of those white label merchant stored value accounts. For example, a primary user identifier **622** is linked in the payment service provider database **600a** with a white label merchant stored value account **611a** provided to a merchant (identified by the merchant identifier **610**) by the payment service provider device **600**, a primary user identifier **624** is linked in the payment service provider database **600a** with a white label merchant stored value account **611b** provided to a merchant (identified by the merchant identifier **610**) by the payment service provider device **600**, and a primary user identifier **626** is linked in the payment service provider database **600a** with a white label merchant stored value account **611c** provided to a merchant (identified by the merchant identifier **610**) by the payment service provider device **600**.

In addition, a primary user identifier **628** is linked in the payment service provider database **600a** with a white label merchant stored value account **613a** provided to a merchant (identified by the merchant identifier **612**) by the payment service provider device **600**, a primary user identifier **630** is linked in the payment service provider database **600a** with a white label merchant stored value account **613b** provided to a merchant (identified by the merchant identifier **612**) by the payment service provider device **600**, and a primary user identifier **632** is linked in the payment service provider database **600a** with a white label merchant stored value account **613c** provided to a merchant (identified by the merchant identifier **612**) by the payment service provider device **600**. One of skill in the art in possession of the present disclosure will recognize that any number of merchant may have their associated white label merchant stored value accounts linked with primary user identifiers in a similar manner. As discussed in further detail below, FIG. 6B illustrates a second level of database linking (i.e., between primary users and white label merchant stored value accounts provided to different merchants) that provides for the peer linking and funding of white label merchant stored value accounts provided by the payment service provider device to a plurality of different merchants.

Referring now to FIG. 6D, the modeling of country-specific white label merchant stored value accounts and merchant/tenants is illustrated. As can be seen, "Tenant-Merchant 1" may be associated with a plurality of users, each of which has an associated account that may include a variety of different stored values that may be country specific. As such, any of the merchants may be on-boarded to the system as the merchants/tenants illustrated in FIG. 6D, and a user may create a white label merchant stored value account with that merchant/tenant as described herein, in order to provide country/region specific stored value with merchant/tenants, each of which has its own user/stored value account relationships.

Referring back to FIG. 1, the method **100** then proceeds to block **106** where the primary user devices identify (to the payment service provider device) peer users to fund their white label merchant stored value accounts. In an embodiment, at block **106** and subsequent to associating the primary users with a white label merchant stored value account

provided to a merchant, the payment service provider device may operate to allow the primary user to identify peer users for funding that white label merchant stored value account. For example, the payment service provider device may utilize a payment application included on the primary user device, and/or a merchant application provided on the primary user device, to provide for peer user linking with the primary users and/or white label merchant stored value account provided to those primary users. Furthermore, in some embodiments, at block **106** the payment service provider device may operate to incentivize the primary user to link peer users to the white label merchant stored value account, either along or in cooperation with the merchant, as well as incentive the peer users to fund the white label merchant stored value accounts provided to the primary users.

With reference to FIGS. 3F and 3G, the primary user device **300** is illustrated displaying a screenshot of white label merchant account peer linking pages that may be provided through the network by the payment service provider device at block **106**. For example, FIG. 3F is a screenshot illustrating an embodiment of the primary user device **300** displaying a white label merchant stored value account peer adding incentive page **318** that may be provided for display on the primary user device **300** subsequent to the primary user signing up for the white label merchant stored value account. As such, the payment service provider device and/or the merchant application may determine that the primary user has signed up for the white label merchant stored value account, and that the white label merchant stored value account peer adding incentive page **318** should be displayed to the primary user (e.g., because the primary user is a customer identified for targeting with the marketing campaign described above with reference to FIG. 2). In the illustrated example, the white label merchant stored value account peer adding incentive page **318** is provided by a pop-up message (e.g., displayed via the merchant application) that identifies a white label merchant stored value account peer adding incentive **318a** (e.g., \$5 for adding peer users to the white label merchant stored value account), along with a decline button **318b** and an accept button **318c**. As such, the primary user may select the decline button **304b** to decline the white label merchant stored value account peer adding incentive **318a**, or select the accept button **318c** to accept the white label merchant stored value account peer adding incentive **318a**.

FIG. 3G is a screenshot illustrating an embodiment of the primary user device **300** displaying a white label merchant stored value account peer adding page **320** in response to the primary user selecting the accept button **318c** on the white label merchant stored value account peer adding incentive page **318**. The white label merchant stored value account peer adding page **320** provides a peer user identifier input **320a** that the primary user may use to provide peer user identifiers (e.g., the email addresses in the illustrated embodiment, although phone numbers and/or other identifiers will fall within the scope of the present disclosure as well), an add button **320b** that the primary user may select to submit a peer user identifier to the payment service provider device for adding the white label merchant stored value account, and a linked peer user identifier list **320c** that identifies peer users that have been linked (or that have been submitted for linking) to the white label merchant stored value account. While peer user identifiers such as email addresses and phone numbers have been described above, other techniques for capturing peer user identifiers may be utilized while remaining within the scope of the present



disclosure. For example, the primary user device **300** may include a camera that is configured to capture a Quick Response (QR) code displayed on a peer user device (discussed below), and the primary user device **300** may then decode that QR code to retrieve a peer user identifier for linking to the white label merchant stored value account, and send that peer user identifier to the payment service provider device to perform the database linking discussed below.

Referring back to FIG. 1, the method **100** then proceeds to block **108** where the payment service provider device links the peer users to white label merchant stored value accounts. In an embodiment, at block **108**, the payment service provider device operates to utilize the peer user identifiers received from the primary user device at block **106** to communicate with peer user devices associated with those peer user identifiers, and may subsequently link their associated peer users to the white label merchant stored value account provided to the primary user. For example, the payment service provider device may use the email addresses, phone numbers, information decoded from a QR code, and/or any other peer identifier provided by the primary user device at block **106**, to send a communication to a peer user device to notify the peer user device that the primary user would like to link them to their white label merchant stored value account, and then provide for the linking of that peer user to that white label merchant stored value account if that peer user agrees.

With reference to FIGS. 4A-4C, a peer user device **400** is illustrated including a display screen **402** displaying screenshots of white label merchant account linking and funding pages that may be provided through the network by the payment service provider device at block **108**. For example, FIG. 4A is a screen shot illustrating an embodiment of the peer user device **400** displaying a white label merchant stored value peer added alert page **404** that may be provided for display on the peer user device **400** accessing a payment application provided by the payment service provider device. As such, the peer user of the peer user device **400** may launch a payment application on the peer user device **400** and, in response, the payment application may determine that the white label merchant stored value peer added alert page **404** should be displayed to the peer user (e.g., because the peer user was identified by the primary user at block **106**). In the illustrated example, the white label merchant stored value peer added alert page **404** is provided by a pop-up message (e.g., displayed via the payment application) that includes a peer added alert **404a** that informs the peer user that the primary user is requesting to link the peer user to their white label merchant stored value account, along with a decline button **404b** and an accept button **404c**. As such, the peer user may select the decline button **404b** to decline the request to be linked to the white label merchant stored value account of the primary user, or select the accept button **404c** to accept the request to be added to the white label merchant stored value account of the primary user.

FIG. 4B illustrates an example of the peer user device **400** displaying a white label merchant stored value peer funding page **406** that may be provided for display on the peer user device **400** in response to the peer user selecting the accept button **404c** on the white label merchant stored value peer added alert page **404**. The white label merchant stored value peer funding page **406** may identify the primary user (e.g., "Chris"), includes a value selector section **406a** that the peer user may use to select a value to fund the white label merchant stored value account of the primary user, and includes a plurality of predetermined value amounts ("10",

"25", "\$50", and \$100") as well as an input box for providing a custom or non-predetermined value amount. The white label merchant stored value peer funding page **406** also includes a funding scheduling section **406b** that allows the peer user to make any funding amount available immediately, or on a date that may be identified by the peer user. The white label merchant stored value peer funding page **406** also includes a messaging section **406c** in which the peer user may provide a message for the primary user along with, for example, any funding amount sent to the white label merchant stored value account.

FIG. 4C illustrates an example of the peer user device **400** displaying a white label merchant stored value peer funding page **408** that may be provided by, in this example, scrolling down from the white label merchant stored value peer funding page **406** of FIG. 4B. The white label merchant stored value peer funding page **408** include an occasion identifying section **408a** that allows the peer user to identify an occasion (e.g., a "birthday", an "anniversary", etc.) for which the funding amount is being provided to the white label merchant stored value account of the primary user. The white label merchant stored value peer funding page **408** also includes a peer user account section **410** that includes account selectors **410a** and **410b** that the peer user may select to provide instructions to use the selected peer user account to fund the white label merchant stored value account with the amount designated in the value selector section **406a**, and an add account button **410c** that the peer user may select to provide peer user funding account information that may be utilized to fund the white label merchant stored value account. The white label merchant stored value peer funding page **408** also includes a send money button **412** that the peer user may select to send the funds defined via the white label merchant stored value peer funding pages **406** and **408** to the white label merchant stored value account of the primary user.

Referring now to FIG. 6C, an embodiment of the payment service provider device **600** coupled to peer user devices **634**, **636**, and **638** through the network **608** is illustrated. In particular, FIG. 6C illustrates how a payment service provider database **600a** links the white label merchant stored value accounts provided to the merchants (discussed above with reference to FIG. 6A) with the primary user identifiers to associate primary users with each of those white label merchant stored value accounts, and links peer user identifiers with those white label merchant stored value accounts/primary user identifiers to associate peer users with the white label merchant stored value accounts/primary users. For example, a peer user identifier **640** is linked in the payment service provider database **600a** with a primary user identifier **622** that is linked with a white label merchant stored value account **611a** provided to a merchant (identified by the merchant identifier **610**) by the payment service provider device **600**, a peer user identifier **642** is linked in the payment service provider database **600a** with the primary user identifier **622** that is linked with a white label merchant stored value account **611b** provided to a merchant (identified by the merchant identifier **610**) by the payment service provider device **600**, and a peer user identifier **644** is linked in the payment service provider database **600a** with the primary user identifier **622** that is linked with a white label merchant stored value account **611c** provided to a merchant (identified by the merchant identifier **610**) by the payment service provider device **600**.

Similarly, a peer user identifier **646** is linked in the payment service provider database **600a** with a primary user identifier **624** that is linked with a white label merchant



stored value account **611b** provided to a merchant (identified by the merchant identifier **610**) by the payment service provider device **600**, a peer user identifier **648** is linked in the payment service provider database **600a** with the primary user identifier **624** that is linked with a white label merchant stored value account **611b** provided to a merchant (identified by the merchant identifier **610**) by the payment service provider device **600**, and a peer user identifier **650** is linked in the payment service provider database **600a** with the primary user identifier **624** that is linked with a white label merchant stored value account **611c** provided to a merchant (identified by the merchant identifier **610**) by the payment service provider device **600**.

Similarly, a peer user identifier **652** is linked in the payment service provider database **600a** with a primary user identifier **626** that is linked with a white label merchant stored value account **611c** provided to a merchant (identified by the merchant identifier **610**) by the payment service provider device **600**, a peer user identifier **654** is linked in the payment service provider database **600a** with the primary user identifier **626** that is linked with a white label merchant stored value account **611c** provided to a merchant (identified by the merchant identifier **610**) by the payment service provider device **600**, and a peer user identifier **656** is linked in the payment service provider database **600a** with the primary user identifier **626** that is linked with a white label merchant stored value account **611c** provided to a merchant (identified by the merchant identifier **610**) by the payment service provider device **600**.

One of skill in the art in possession of the present disclosure will recognize that any number of merchant may have their associated white label merchant stored value accounts associated with primary user identifiers and peer user identifiers in a similar manner. As discussed in further detail below, FIG. **6C** illustrates a third level of database linking (i.e., between peer users and primary users/white label merchant stored value accounts provided to different merchants) that provides for the peer linking and funding of white label merchant stored value accounts provided by the payment service provider device to a plurality of different merchants.

Referring now to FIGS. **6E** and **6F**, the modeling of country-specific white label merchant stored value accounts and merchant/tenants is illustrated. As can be seen, "Tenant-Merchant 1" may be associated with a plurality of users, each of which has an associated account that may include a variety of different stored values that may be country specific, as well as a variety of different funding options (e.g., credit card, bank, "PayPal", and "Venmo"), along with other users as their funding options. In addition, "Tenant-Merchant 2" may be associated with a plurality of users, any of which may be a funding option for a user of "Tenant-Merchant 1". As such, the system allows users of the same merchant to be linked, and users of different merchants to be linked as well, providing for hierarchical linking between users. In addition, payment account providers (e.g., "PayPal" and "Venmo" may be modeled as tenants similarly to the merchants, with funding options associated with users of merchant linked to payment accounts provided by those payment account providers, along with the funding options associated with those payment accounts.

In some embodiments, the payment service provider device may operate to monitor the activity of peer users (e.g., via their peer user identifiers) linked with the white label merchant stored value accounts/primary users in order to track funding activity by those peer user and that white label merchant stored value account and, if that funding

activity does not reach some minimum level of funding activity (e.g., a predetermined funding amount per year), unlink the peer user from the white label merchant stored value account/primary user. For example, the payment service provider device may monitor, subsequent to associating the peer user identifiers **640-644** with the white label merchant stored value account **611a**/primary user identifier **622**, the funding activities associated with the peer user identifiers **640-644** and the white label merchant stored value account **611a**. In the event the funding activity associated with any of the peer user identifiers **640-644** white label merchant stored value account **611a** drops below a minimum level, that peer user identifier may be unlinked from the white label merchant stored value account **611a**/primary user identifier **622**.

Referring back to FIG. **1**, the method **100** then proceeds to block **110** where the payment service provider device funds white label merchant stored value accounts using peer accounts. In an embodiment, at block **110** and in response to instructions from any of the peer users linked to a white label stored value account of a primary user as discussed above, the payment service provider device may operate to fund the white label merchant stored value accounts of primary users using accounts identified by peer users. As discussed above with reference to the example provided in FIG. **4B**, the funding of a white label merchant stored value account using a funding account identified by a peer user may be subject to funding timing information that instructs the funding of the white label merchant stored value account immediately, or at a later date. While not explicitly illustrated in FIG. **4B**, such funding timing information may include reoccurring funding information that instructs the funding of the white label merchant stored value account on a reoccurring basis (e.g., weekly, monthly, yearly, etc.) As such, at block **110**, the payment service provider device may determine a current time, and then determine whether funding timing information or reoccurring funding information provided by the peer user indicates that the white label merchant stored value account should be funded with the account identified by the peer user at block **110** (e.g., during a current time period). Thus, at block **110**, the payment service provider device operates to utilize the peer account information provided by the peer user to access a peer user account and transfer funds from that peer user account to the white label merchant stored value account of the primary user.

With reference to FIGS. **3H** and **3I**, the primary user device **300** is illustrated displaying screenshots of white label merchant account funding alert pages that may be provided through the network by the payment service provider device at block **110**. For example, FIG. **3H** illustrates an example of the peer user device **400** displaying a white label merchant stored value account funding alert page **322** that may be provided for display on the primary user device **300** accessing the merchant application provided by the merchant. As such, the primary user of the primary user device **300** may launch a merchant application on the primary user device **300** and, in response, the payment service provider device and/or the merchant application may determine that the white label merchant stored value account funding alert page **322** should be displayed to the primary user (e.g., because the peer user has funded the white label merchant stored value account of the primary user). In the illustrated example, the white label merchant stored value account funding alert page **322** is provided by a pop-up message (e.g., displayed via the merchant application) that includes a peer funding alert **322a** that informs the primary user that the peer user has funded their white label merchant



stored value account, along with a decline button **322b** and an accept button **322c**. As such, the primary user may select the decline button **322b** to decline the funding of their white label merchant stored value account by the peer user, or select the accept button **322c** to accept the funding of the white label merchant stored value account by the peer user.

FIG. 3I illustrates an example of the primary user device **300** displaying a white label merchant stored value account funding alert page **324** in response to the peer user selecting the accept button **322c** on the white label merchant stored value account funding alert page **322**. The white label merchant stored value account funding alert page **324** includes a peer message section **324a** that identifies the funding amount provided by the peer user, and includes a message that was provided by the peer user along with the instructions to fund the white label merchant stored value account. The white label merchant stored value account funding alert page **324** also includes an account balance indicator **324b** that informs the primary user of the current balance of the white label merchant stored value account (which includes the amount funded by the peer user in this example).

With reference to FIGS. 5A-5D, another embodiment of a primary user device **500** including a display screen **502** is illustrated, and provides another example of the displaying of screenshots of white label merchant account funding alert pages that may be provided through the network by the payment service provider device at block **108**. For example, FIG. 5A illustrates an example of the primary user device **500** displaying a white label merchant stored value peer funded alert page **504** that may be provided by the payment service provider to the primary user via an email application running on the primary user device **500**, that identifies to the primary user that a white label merchant stored value account has been funded for them by a peer user, and that includes a link **504a** to a webpage where the primary user may claim the funds in that white label merchant stored value account, either by accessing a previously created white label merchant stored value account, or registering for the white label merchant stored value account funded by the peer user.

FIG. 5B illustrates an example of the primary user device **500** displaying a white label merchant stored value account access page **506** that may be provided for display on the primary user device **500** by a payment service provider device in response to the primary user selecting the link **504a** included on the white label merchant stored value peer funded alert page **504**. The white label merchant stored value account access page **506** includes a create account link **506a** that the primary user may select if they need to create an account with the merchant (i.e., to register for and/or claim a white label merchant stored value account funded by a peer user), and a sign in link **506b** that the primary user may select if they have previously registered, with or are otherwise linked to, a white label merchant stored value account with the merchant that has been funded by the peer user and that they wish to access.

FIG. 5C illustrates an example of the primary user device **500** displaying a white label merchant stored value account balance page **508** that may be provided for display on the primary user device **500** by the payment service provider device in response to the primary user selecting the sign in link **506b** on the white label merchant stored value account access page **506** and providing authentication credentials to access a white label merchant stored value account to which they are linked. The white label merchant stored value account balance page **508** includes a peer user funding alert

**508a** that identifies an amount funded by the peer user, and a balance identifier **508b** that indicates a balance of the white label merchant stored value account of the primary user.

FIG. 5D illustrates an example of the primary user device **500** displaying a white label merchant stored value account creation page **510** that may be provided for display on the primary user device **500** by the payment service provider device in response to the primary user selecting the create account link **506a** on the white label merchant stored value account access page **506**. The white label merchant stored value account creation page **510** includes a funding account selection section **510a** that the primary user may use to select a primary user funding account for association with the white label merchant stored value account, and a primary user information section **510b** in which the primary user may provide a variety of information necessary for registering for the white label merchant stored value account with the merchant.

With reference to FIG. 8, a swim lane diagram **800** is provided that illustrates an embodiment of the funding of a white label merchant stored value account by peer users. In the illustrated embodiment, a user **800a**, a merchant application **800b**, an application backend **800c**, a white label stored value provider **800d**, and a white label stored value value added services component **800e**. As can be seen, at **802**, the user **800a** can instruct the merchant application **800b** to provide funds to another user's stored value card/account, and at **804** the merchant application **800b** can send that funding instruction to the application backend **800c**. At **806**, the application backend **800c** provides a send funds request to the WLSV provider **800d**, and the WLSV provider **800d** communicates with the value-added-services **800e** to check for offers provided by merchants at **808**, and then identifies those offers at **810** back to the WLSV provider **800d**. As such, when funds are added, an offer can be added to the funds depending on whether the Merchant has funded a campaign for it. The platform is used in the context of funds management, and also operates to check if the merchant has a campaign to add offer via interacting with the White Label Platform Value Added Services. If an offer does exist, the associated funds are added to the amount, and the funds are sent to the recipient. Funding success is then communicated by the WLSV provider **800d** to the merchant application **800b** at **812**, and at **814** the merchant application operates to notify the user **800a** of the funding. While FIG. 8 illustrates a use case involving a first user funding a second user's white label stored value account, one of skill in the art in possession of the present disclosure will recognize that a user may fund their own account in a substantially similar manner while remaining within the scope of the present disclosure as well.

The method **100** then proceeds to block **112** where the payment service provider device processes transactions from the primary user devices using the white label merchant stored value accounts. In an embodiment, at block **112**, any primary user device with an associated white label merchant stored value account may utilize that white label merchant stored value account to perform transactions with the merchant. As such, the primary user may initiate any transaction with the merchant by selecting or presenting their white label merchant stored value account as a form of payment, and the payment service provider device will operate to identify that white label merchant stored value account, and transfer funds associated with the white label merchant stored value account to a merchant account of the merchant.



With reference to FIG. 7, a swim lane diagram 700 is provided that illustrates the use of a white label merchant stored value account by primary user with a merchant, and includes a user 900a, an merchant application 900b, an application backend 900c, a Point of Sale (POS) 900d, a merchant switch 900e, a white label stored value provider 900f, and an external processor 900g. As can be seen, at 902, the user 900a may select an option to pay for a transaction with their stored value card/account via the merchant application 900b. In response, at 904 the merchant application retrieves a stored Store Value payment token from the application backend 900c, which may be used by the merchant application 900b to generate a QR Code at 906 that is displayed by the merchant application 900b to the cashier at POS 900d at 908. At 910, the cashier at the POS 900d scans the QR Code, and at 912 the POS attempts to authorize the transaction by sending the store value token and an amount to the merchant switch 900e. At 914, the merchant switch 900e routes the authorization request to the WLSV provider 900f, which operates to retrieve all the relevant transaction information from the platform including, for example, a merchant identifier, consumer identifier, funding instrument related information, type of payment transaction and other related details. At 916 the WLSV provider 900f sends the transaction to the external processors 900g for processing. Assuming all the related transaction data is fine, the external processors 900g return a response of success at 918 to the WLSV provider 900f, which forwards that success response to the merchant switch 900e at 920, which then forwards the success response to the POS 900d at 922. The WLSV provider 900f also sends a success response to the merchant application 900b at 924, and the merchant application informs the user of that success at 926.

Thus, systems and methods have been described that address the technical problems associated with a payment service provider or other third party providing white label merchant stored value accounts to a plurality of different merchants, and then allowing primary users of those white label merchant stored value accounts to link peer users with their white label merchant stored value account in order to allow those peer users to fund their white label merchant stored value account. As such, a payment service provider may operate to offload the creation, tracking, and management of merchant stored value accounts from merchants, while providing for enhanced functionality associated with the funding of those merchant stored value accounts by providing a multi-level database linking scheme that allows groups of white label merchant stored value accounts to be provided to any of a plurality of different merchants, and provides for the association of primary users with the white label merchant stored value account, while also allowing for any number of peer users to be linked to a white label merchant stored value account so that those peer users may fund that white label merchant stored value account. One of skill in the art will recognize how the present application describes advances in white label stored value account technology by enabling the ability to add white label stored value accounts as part of any merchant's wallet application, including different merchants operating in a variety of different countries, and the ability to fund those white label stored value accounts from a variety of sources including other users that may be linked to those white label stored value accounts.

Referring now to FIG. 10, an embodiment of a network-based system 1000 for implementing one or more processes described herein is illustrated. As shown, network-based system 1000 may comprise or implement a plurality of

servers and/or software components that operate to perform various methodologies in accordance with the described embodiments. Exemplary servers may include, for example, stand-alone and enterprise-class servers operating a server OS such as a MICROSOFT® OS, a UNIX® OS, a LINUX® OS, or other suitable server-based OS. It can be appreciated that the servers illustrated in FIG. 6 may be deployed in other ways and that the operations performed and/or the services provided by such servers may be combined or separated for a given implementation and may be performed by a greater number or fewer number of servers. One or more servers may be operated and/or maintained by the same or different entities.

The embodiment of the networked system 1000 illustrated in FIG. 10 includes a plurality of user devices 1002, and a payment service provider device 1006 in communication over a network 1008. Any of the user devices 1002 may be the primary user devices or the peer devices, discussed above. The merchant devices 1004 may be the merchant devices discussed above and may be operated by the merchants discussed above. The payment service provider device 1006 may be the payment service provider devices discussed above and may be operated by a payment service provider such as, for example, PayPal Inc. of San Jose, Calif.

The user devices 1002, merchant devices 1004, and payment service provider device 1006, may each include one or more processors, memories, and other appropriate components for executing instructions such as program code and/or data stored on one or more computer readable mediums to implement the various applications, data, and steps described herein. For example, such instructions may be stored in one or more computer readable mediums such as memories or data storage devices internal and/or external to various components of the system 600, and/or accessible over the network 1008.

The network 1008 may be implemented as a single network or a combination of multiple networks. For example, in various embodiments, the network 1008 may include the Internet and/or one or more intranets, landline networks, wireless networks, and/or other appropriate types of networks.

The user device 1002 may be implemented using any appropriate combination of hardware and/or software configured for wired and/or wireless communication over network 1008. For example, in one embodiment, the user device 1002 may be implemented as a personal computer of a user in communication with the Internet. In other embodiments, the user device 1002 may be a smart phone, personal digital assistant (PDA), laptop computer, and/or other types of computing devices.

The user device 1002 may include one or more browser applications which may be used, for example, to provide a convenient interface to permit the users to browse information available over the network 1008. For example, in one embodiment, the browser application may be implemented as a web browser configured to view information available over the Internet.

The user device 1002 may also include one or more toolbar applications which may be used, for example, to provide user-side processing for performing desired tasks in response to operations selected by the user. In one embodiment, the toolbar application may display a user interface in connection with the browser application.

The user device 1002 may further include other applications as may be desired in particular embodiments to provide desired features to the user device 1002. In particular, the other applications may include a payment application for



payments assisted by a payment service provider through the payment service provider device **1006**. The other applications may also include security applications for implementing user-side security features, programmatic user applications for interfacing with appropriate application programming interfaces (APIs) over the network **1008**, or other types of applications. Email and/or text applications may also be included, which allow the payer to send and receive emails and/or text messages through the network **1008**. The user device **1002** includes one or more user and/or device identifiers which may be implemented, for example, as operating system registry entries, cookies associated with the browser application, identifiers associated with hardware of the user device **1002**, or other appropriate identifiers, such as a phone number. In one embodiment, the user identifier may be used by the payment service provider device **1006** to associate the user with a particular account as further described herein.

The merchant device **1004** may be maintained, for example, by a conventional or on-line merchant, conventional or digital goods seller, individual seller, and/or application developer offering various products and/or services in exchange for payment to be received conventionally or over the network **1008**. In this regard, the merchant device **1004** may include a database identifying available products and/or services (e.g., collectively referred to as items) which may be made available for viewing and purchase by the user.

The merchant device **1004** also includes a checkout application which may be configured to facilitate the purchase by the payer of items. The checkout application may be configured to accept payment information from the user through the user device **1002** and/or from the payment service provider through the payment service provider device **1006** over the network **1008**.

Referring now to FIG. 7, an embodiment of a user device **1100** is illustrated. The user device **1100** may be the primary user devices or peer user devices discussed above. The user device **1100** includes a chassis **1102** having a display **1104** and an input device including the display **1104** and a plurality of input buttons **1106**. One of skill in the art will recognize that the user device **1100** is a portable or mobile phone including a touch screen input device and a plurality of input buttons that allow the functionality discussed above with reference to the method **100**. However, a variety of other portable/mobile payer devices and/or desktop payer devices may be used in the method **100** without departing from the scope of the present disclosure.

Referring now to FIG. 12, an embodiment of a computer system **800** suitable for implementing, for example, the user devices, merchant devices, and/or payment service provider devices discussed above, is illustrated. It should be appreciated that other devices utilized by users, merchants, and/or payment service providers in the payment system discussed above may be implemented as the computer system **1200** in a manner as follows.

In accordance with various embodiments of the present disclosure, computer system **1200**, such as a computer and/or a network server, includes a bus **1202** or other communication mechanism for communicating information, which interconnects subsystems and components, such as a processing component **1204** (e.g., processor, micro-controller, digital signal processor (DSP), etc.), a system memory component **1206** (e.g., RAM), a static storage component **1208** (e.g., ROM), a disk drive component **1210** (e.g., magnetic or optical), a network interface component **1212** (e.g., modem or Ethernet card), a display component **1214** (e.g., CRT or LCD), an input component **1218** (e.g., key-

board, keypad, or virtual keyboard), a cursor control component **1220** (e.g., mouse, pointer, or trackball), and/or a location determination component **1222** (e.g., a Global Positioning System (GPS) device as illustrated, a cell tower triangulation device, and/or a variety of other location determination devices known in the art.) In one implementation, the disk drive component **810** may comprise a database having one or more disk drive components.

In accordance with embodiments of the present disclosure, the computer system **1200** performs specific operations by the processor **1204** executing one or more sequences of instructions contained in the memory component **1206**, such as described herein with respect to the user devices, the merchant devices, and/or the payment service provider device. Such instructions may be read into the system memory component **1206** from another computer readable medium, such as the static storage component **1208** or the disk drive component **1210**. In other embodiments, hard-wired circuitry may be used in place of or in combination with software instructions to implement the present disclosure.

Logic may be encoded in a computer readable medium, which may refer to any medium that participates in providing instructions to the processor **1204** for execution. Such a medium may take many forms, including but not limited to, non-volatile media, volatile media, and transmission media. In one embodiment, the computer readable medium is non-transitory. In various implementations, non-volatile media includes optical or magnetic disks, such as the disk drive component **1210**, volatile media includes dynamic memory, such as the system memory component **1206**, and transmission media includes coaxial cables, copper wire, and fiber optics, including wires that comprise the bus **1202**. In one example, transmission media may take the form of acoustic or light waves, such as those generated during radio wave and infrared data communications.

Some common forms of computer readable media includes, for example, floppy disk, flexible disk, hard disk, magnetic tape, any other magnetic medium, CD-ROM, any other optical medium, punch cards, paper tape, any other physical medium with patterns of holes, RAM, PROM, EPROM, FLASH-EPROM, any other memory chip or cartridge, carrier wave, or any other medium from which a computer is adapted to read. In one embodiment, the computer readable media is non-transitory.

In various embodiments of the present disclosure, execution of instruction sequences to practice the present disclosure may be performed by the computer system **1200**. In various other embodiments of the present disclosure, a plurality of the computer systems **1200** coupled by a communication link **1224** to the network **1008** (e.g., such as a LAN, WLAN, PTSN, and/or various other wired or wireless networks, including telecommunications, mobile, and cellular phone networks) may perform instruction sequences to practice the present disclosure in coordination with one another.

The computer system **1200** may transmit and receive messages, data, information and instructions, including one or more programs (i.e., application code) through the communication link **1224** and the network interface component **1212**. The network interface component **1212** may include an antenna, either separate or integrated, to enable transmission and reception via the communication link **1224**. Received program code may be executed by processor **1204** as received and/or stored in disk drive component **1210** or some other non-volatile storage component for execution.



## 21

Referring now to FIG. 13, an embodiment of a payment service provider device 1300 is illustrated. The device 1300 includes a communication engine 1302 that is coupled to the network 1008 and to a white label merchant stored value account provisioning engine 1304 that is coupled to a database system that includes a merchant database 1306, a primary user database 1308, and a peer user database 1310. The communication engine 1302 may be software or instructions stored on a computer-readable medium that allows the device 1300 to send and receive information over the network 1008. The white label merchant stored value account provisioning engine 1304 may be software or instructions stored on a computer-readable medium that is that is configured to provide any of the other functionality that is discussed above. While the database system has been illustrated as located in the device 1300, one of skill in the art will recognize that it may be connected to the white label merchant stored value account provisioning engine 1304 through the network 1008 without departing from the scope of the present disclosure.

Where applicable, various embodiments provided by the present disclosure may be implemented using hardware, software, or combinations of hardware and software. Also, where applicable, the various hardware components and/or software components set forth herein may be combined into composite components comprising software, hardware, and/or both without departing from the scope of the present disclosure. Where applicable, the various hardware components and/or software components set forth herein may be separated into sub-components comprising software, hardware, or both without departing from the scope of the present disclosure. In addition, where applicable, it is contemplated that software components may be implemented as hardware components and vice-versa.

Software, in accordance with the present disclosure, such as program code and/or data, may be stored on one or more computer readable mediums. It is also contemplated that software identified herein may be implemented using one or more general purpose or specific purpose computers and/or computer systems, networked and/or otherwise. Where applicable, the ordering of various steps described herein may be changed, combined into composite steps, and/or separated into sub-steps to provide features described herein.

The foregoing disclosure is not intended to limit the present disclosure to the precise forms or particular fields of use disclosed. As such, it is contemplated that various alternate embodiments and/or modifications to the present disclosure, whether explicitly described or implied herein, are possible in light of the disclosure. For example, the above embodiments have focused on payees and payers; however, a payer or consumer can pay, or otherwise interact with any type of recipient, including charities and individuals. The payment does not have to involve a purchase, but may be a loan, a charitable contribution, a gift, etc. Thus, payee as used herein can also include charities, individuals, and any other entity or person receiving a payment from a payer. Having thus described embodiments of the present disclosure, persons of ordinary skill in the art will recognize that changes may be made in form and detail without departing from the scope of the present disclosure. Thus, the present disclosure is limited only by the claims.

What is claimed is:

1. A service provider system, comprising:

a non-transitory memory comprising instructions; and one or more hardware processors coupled to the non-transitory memory and configured to read the instruc-

## 22

tions to cause the service provider system to perform operations comprising:

receiving through a network from a user device of a first user, a request generated via a user interface of the user device to create a first white label stored value account corresponding to a first merchant;

creating the first white label stored value account corresponding to the first user and storing the first white label stored value account in a database configured to store associations between a plurality of different merchants and respective groups of white label merchant stored value accounts, wherein the creating the first white label stored value account includes associating a first user identifier with the first white label stored value account and associating the first user identifier with the first merchant in the database;

identifying a first peer user corresponding to the first user based on a user input of the first user to the user interface and received through the network;

requesting, through the network, an authorization from the first peer user to link the first peer user to the first white label stored value account;

in response to receiving the authorization from the first peer user:

linking a second user identifier corresponding to the first peer user with the first white label stored value account, and

funding the first white label stored value account using a second account associated with the first peer user; and

monitoring funding activity associated with the first peer user and the first white label stored value account.

2. The service provider system of claim 1, the operations further comprising configuring the second account to fund the first white label stored value account on a periodic basis.

3. The service provider system of claim 1, the operations further comprising:

identifying a second peer user corresponding to the first user; and

in response to receiving an authorization from the second peer user: linking a third user identifier corresponding to the second peer user with the first white label stored value account.

4. The service provider system of claim 3, the operations further comprising funding at least a portion of the first white label stored value account using a third account associated with the second peer user.

5. The service provider system of claim 1, the operations further comprising:

in response to detecting a transaction corresponding to the first user and the first merchant, utilizing the first white label stored value account to process the transaction.

6. The service provider system of claim 1, wherein the identifying the first peer user corresponding to the first user includes receiving user contact information from the first user corresponding to the first peer user.

7. The service provider system of claim 6, wherein the requesting the authorization from the first peer user comprises:

utilizing the user contact information to transmit a request for the authorization to the first peer user through the network.



23

8. A non-transitory machine-readable medium having stored thereon machine-readable instructions executable to cause a machine to perform operations comprising:

receiving, through a network from a first user device, a request made in a user interface of the first user device to create a first white label stored value account corresponding to a first merchant;

creating the first white label stored value account corresponding to the first user device and storing the first white label stored value account in a database configured to store associations between a plurality of different merchants and respective groups of white label merchant stored value accounts, wherein the creating the first white label stored value account includes associating a first user identifier with the first white label stored value account and associating the first user identifier with the first merchant in the database;

identifying a first peer user to a first user of the first user device based on a user input of the first user to the user interface and received through the network;

requesting, through the network, an authorization from the first peer user to link the first peer user to the first white label stored value account;

in response to receiving the authorization from the first peer user:

linking a second user identifier corresponding to the first peer user with the first white label stored value account, and

funding the first white label stored value account using a second account associated with the first peer user; and

monitoring funding activity associated with the first peer user and the first white label stored value account.

9. The non-transitory machine-readable medium of claim 8, the operations further comprising configuring the second account to fund the first white label stored value account on a periodic basis.

10. The non-transitory machine-readable medium of claim 8, the operations further comprising:

identifying a second peer user to the first user; and

in response to receiving an authorization from the second peer user: linking a third user identifier corresponding to the second peer user with the first white label stored value account.

11. The non-transitory machine-readable medium of claim 10, the operations further comprising funding at least a portion of the first white label stored value account using a third account associated with the second peer user.

12. The non-transitory machine-readable medium of claim 8, the operations further comprising:

in response to detecting a transaction corresponding to the first user device and the first merchant, utilizing the first white label stored value account to process the transaction.

13. The non-transitory machine-readable medium of claim 8, wherein the identifying the first peer user to the first user includes receiving user contact information from the first user device corresponding to the first peer user.

14. The non-transitory machine-readable medium of claim 13, wherein the requesting the authorization from the first peer user comprises:

utilizing the user contact information to transmit a request for the authorization to the first peer user through the network.

24

15. A method, comprising:

receiving, through a network by a service provider computer system, from a user device of a first user, a request, generated via a user interface of the user device, to create a first white label stored value account corresponding to a first merchant;

creating, by the service provider computer system, the first white label stored value account corresponding to the first user and storing the first white label stored value account in a database configured to store associations between a plurality of different merchants and respective groups of white label merchant stored value accounts, wherein the creating the first white label stored value account includes associating a first user identifier with the first white label stored value account and associating the first user identifier with the first merchant in the database;

identifying, by the service provider computer system, a first peer user corresponding to the first user based on a user input of the first user to the user interface and received through the network;

requesting, by the service provider computer system, through the network, an authorization from the first peer user to link the first peer user to the first white label stored value account;

in response to receiving the authorization from the first peer user:

linking, by the service provider computer system, a second user identifier corresponding to the first peer user with the first white label stored value account, and

funding, by the service provider computer system, the first white label stored value account using a second account associated with the first peer user; and

monitoring funding activity associated with the first peer user and the first white label stored value account.

16. The method of claim 15, further comprising configuring, by the service provider computer system, the second account to fund the first white label stored value account on a periodic basis.

17. The method of claim 15, further comprising:

identifying, by the service provider computer system, a second peer user to the first user; and

in response to receiving an authorization from the second peer user, linking, by the service provider computer system, a third user identifier corresponding to the second peer user with the first white label stored value account.

18. The method of claim 17, further comprising funding, by the service provider computer system, at least a portion of the first white label stored value account using a third account associated with the second peer user.

19. The method of claim 15, further comprising:

detecting, by the service provider computer system, a transaction corresponding to the first user and the first merchant; and

utilizing, by the service provider computer system, the first white label stored value account to process the transaction.

20. The method of claim 15, wherein the identifying the first peer user to the first user includes receiving user contact information from the first user corresponding to the first peer user.