

US011367234B2

(12) **United States Patent**
Canberk et al.

(10) **Patent No.:** **US 11,367,234 B2**
(45) **Date of Patent:** ***Jun. 21, 2022**

(54) **CONDITIONAL MODIFICATION OF AUGMENTED REALITY OBJECT**

(71) Applicant: **Snap Inc.**, Santa Monica, CA (US)
(72) Inventors: **Iiteris Canberk**, Marina Del Rey, CA (US); **Andrés Monroy-Hernández**, Seattle, WA (US); **Rajan Vaish**, Beverly Hills, CA (US)

(73) Assignee: **Snap Inc.**, Santa Monica, CA (US)

(*) Notice: Subject to any disclaimer, the term of this patent is extended or adjusted under 35 U.S.C. 154(b) by 0 days.

This patent is subject to a terminal disclaimer.

(21) Appl. No.: **17/165,639**

(22) Filed: **Feb. 2, 2021**

(65) **Prior Publication Data**

US 2021/0233296 A1 Jul. 29, 2021

Related U.S. Application Data

(63) Continuation of application No. 16/947,955, filed on Aug. 25, 2020, now Pat. No. 10,943,381, which is a (Continued)

(51) **Int. Cl.**

G06T 11/60 (2006.01)
G06T 19/00 (2011.01)
G06T 11/00 (2006.01)

(52) **U.S. Cl.**

CPC **G06T 11/60** (2013.01); **G06T 11/001** (2013.01); **G06T 19/006** (2013.01); **G06T 2200/24** (2013.01)

(58) **Field of Classification Search**

None
See application file for complete search history.

(56) **References Cited**

U.S. PATENT DOCUMENTS

666,223 A 1/1901 Shedlock
4,581,634 A 4/1986 Williams
(Continued)

FOREIGN PATENT DOCUMENTS

CN 112470193 A 3/2021
EP 2051480 A1 4/2009
(Continued)

OTHER PUBLICATIONS

“A Whole New Story”, Snap, Inc., [Online] Retrieved from the Internet: <URL: <https://www.snap.com/en-US/news/>>, (2017), 13 pgs.

(Continued)

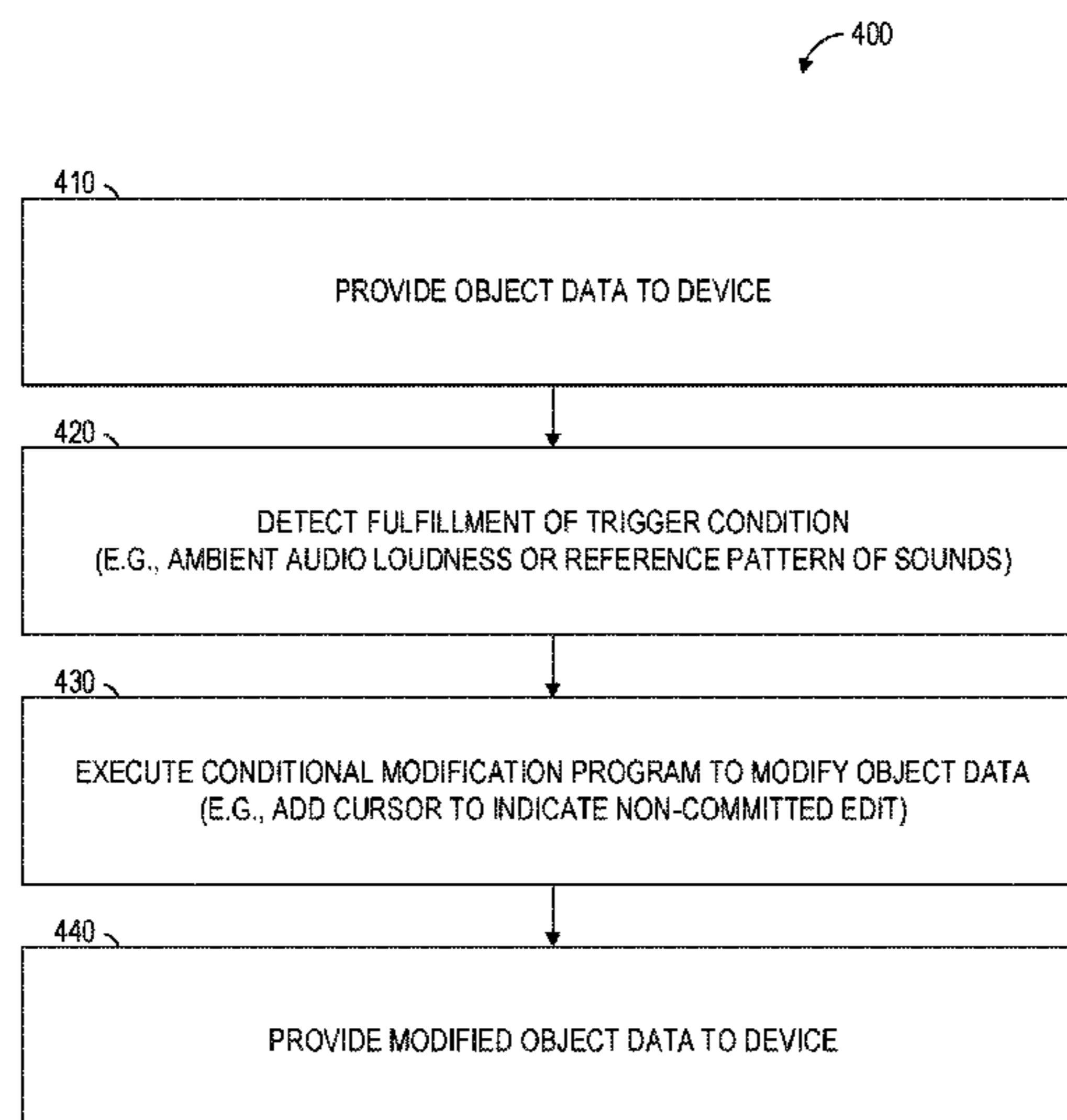
Primary Examiner — David H Chu

(74) *Attorney, Agent, or Firm* — Schwegman Lundberg & Woessner, P.A.

(57) **ABSTRACT**

A server machine modifies an augmented reality (AR) object in response to fulfillment of a condition. The machine provides, to a user device, object data that defines the AR object. The object data specifies a physical geolocation of the AR object, a presentation attribute of the AR object, a conditional modification program, and a trigger condition for execution of the conditional modification program. The object data causes the user device to present the AR object with a first appearance, located at the physical geolocation. The machine detects fulfillment of the trigger condition, and in response, the machine executes the conditional modification program. This modifies the object data by modifying the presentation attribute. The machine provides, to the user device, the modified object data, which causes the user device to present the AR object with a second appearance based on the modified presentation attribute.

20 Claims, 12 Drawing Sheets



Related U.S. Application Data

continuation of application No. 16/868,315, filed on May 6, 2020, now Pat. No. 10,789,749, which is a continuation of application No. 16/043,995, filed on Jul. 24, 2018, now Pat. No. 10,679,393.

(56)

References Cited

U.S. PATENT DOCUMENTS

4,975,690	A	12/1990	Torres	7,203,380	B2	4/2007	Chiu et al.
5,072,412	A	12/1991	Henderson, Jr. et al.	7,206,568	B2	4/2007	Sudit
5,493,692	A	2/1996	Theimer et al.	7,227,937	B1	6/2007	Yoakum et al.
5,713,073	A	1/1998	Warsta	7,237,002	B1	6/2007	Estrada et al.
5,754,939	A	5/1998	Herz et al.	7,240,089	B2	7/2007	Boudreau
5,855,008	A	12/1998	Goldhaber et al.	7,269,426	B2	9/2007	Kokkonen et al.
5,883,639	A	3/1999	Walton et al.	7,280,658	B2	10/2007	Amini et al.
5,999,932	A	12/1999	Paul	7,315,823	B2	1/2008	Brondrup
6,012,098	A	1/2000	Bayeh et al.	7,349,768	B2	3/2008	Bruce et al.
6,014,090	A	1/2000	Rosen et al.	7,356,564	B2	4/2008	Hartselle et al.
6,029,141	A	2/2000	Bezos et al.	7,394,345	B1	7/2008	Ehlinger et al.
6,038,295	A	3/2000	Mattes	7,411,493	B2	8/2008	Smith
6,049,711	A	4/2000	Yehezkel et al.	7,423,580	B2	9/2008	Markhovsky et al.
6,154,764	A	11/2000	Nitta et al.	7,454,442	B2	11/2008	Cobleigh et al.
6,167,435	A	12/2000	Druckenmiller et al.	7,508,419	B2	3/2009	Toyama et al.
6,204,840	B1	3/2001	Petelycky et al.	7,512,849	B1	3/2009	Faybishenko et al.
6,205,432	B1	3/2001	Gabbard et al.	7,519,870	B1	4/2009	Hagale et al.
6,216,141	B1	4/2001	Straub et al.	7,535,890	B2	5/2009	Rojas
6,285,381	B1	9/2001	Sawano et al.	7,546,554	B2	6/2009	Chiu
6,285,987	B1	9/2001	Roth et al.	7,607,096	B2	10/2009	Oreizy et al.
6,310,694	B1	10/2001	Okimoto et al.	7,639,943	B1	12/2009	Kalajan
6,317,789	B1	11/2001	Rakavy et al.	7,650,231	B2	1/2010	Gadler
6,334,149	B1	12/2001	Davis, Jr. et al.	7,668,537	B2	2/2010	DeVries
6,349,203	B1	2/2002	Asaoka et al.	7,770,137	B2	8/2010	Forbes et al.
6,353,170	B1	3/2002	Eyzaguirre et al.	7,778,973	B2	8/2010	Choi
6,446,004	B1	9/2002	Cao et al.	7,779,444	B2	8/2010	Glad
6,449,657	B2	9/2002	Stanbach et al.	7,787,886	B2	8/2010	Markhovsky et al.
6,456,852	B2	9/2002	Bar et al.	7,796,946	B2	9/2010	Eisenbach
6,484,196	B1	11/2002	Maurille	7,801,954	B2	9/2010	Cadiz et al.
6,487,601	B1	11/2002	Hubacher et al.	7,856,360	B2	12/2010	Kramer et al.
6,523,008	B1	2/2003	Avrunin	8,001,204	B2	8/2011	Burtner et al.
6,542,749	B2	4/2003	Tanaka et al.	8,032,586	B2	10/2011	Challenger et al.
6,549,768	B1	4/2003	Fraccaroli	8,082,255	B1	12/2011	Carlson, Jr. et al.
6,618,593	B1	9/2003	Drutman et al.	8,090,351	B2	1/2012	Klein
6,622,174	B1	9/2003	Ukita et al.	8,098,904	B2	1/2012	Ioffe et al.
6,631,463	B1	10/2003	Floyd et al.	8,099,109	B2	1/2012	Altman et al.
6,636,247	B1	10/2003	Hamzy et al.	8,112,716	B2	2/2012	Kobayashi
6,636,855	B2	10/2003	Holloway et al.	8,131,597	B2	3/2012	Hudetz
6,643,684	B1	11/2003	Malkin et al.	8,135,166	B2	3/2012	Rhoads
6,658,095	B1	12/2003	Yoakum et al.	8,136,028	B1	3/2012	Loeb et al.
6,665,531	B1	12/2003	Soderbacka et al.	8,146,001	B1	3/2012	Reese
6,668,173	B2	12/2003	Greene	8,161,115	B2	4/2012	Yamamoto
6,684,238	B1	1/2004	Dutta	8,161,417	B1	4/2012	Lee
6,684,257	B1	1/2004	Camut et al.	8,195,203	B1	6/2012	Tseng
6,698,020	B1	2/2004	Zigmond et al.	8,199,747	B2	6/2012	Rojas et al.
6,700,506	B1	3/2004	Winkler	8,208,943	B2	6/2012	Petersen
6,720,860	B1	4/2004	Narayanaswami	8,214,443	B2	7/2012	Hamburg
6,724,403	B1	4/2004	Santoro et al.	8,234,350	B1	7/2012	Gu et al.
6,757,713	B1	6/2004	Ogilvie et al.	8,276,092	B1	9/2012	Narayanan et al.
6,832,222	B1	12/2004	Zimowski	8,279,319	B2	10/2012	Date
6,834,195	B2	12/2004	Brandenberg et al.	8,280,406	B2	10/2012	Ziskind et al.
6,836,792	B1	12/2004	Chen	8,285,199	B2	10/2012	Hsu et al.
6,898,626	B2	5/2005	Ohashi	8,287,380	B2	10/2012	Nguyen et al.
6,959,324	B1	10/2005	Kubik et al.	8,301,159	B2	10/2012	Hamynen et al.
6,970,088	B2	11/2005	Kovach	8,306,922	B1	11/2012	Kunal et al.
6,970,907	B1	11/2005	Ullmann et al.	8,312,086	B2	11/2012	Velusamy et al.
6,980,909	B2	12/2005	Root et al.	8,312,097	B1	11/2012	Siegei et al.
6,981,040	B1	12/2005	Konig et al.	8,326,315	B2	12/2012	Phillips et al.
7,020,494	B2	3/2006	Spiestersbach et al.	8,326,327	B2	12/2012	Hymel et al.
7,027,124	B2	4/2006	Footo et al.	8,332,475	B2	12/2012	Rosen et al.
7,072,963	B2	7/2006	Anderson et al.	8,352,546	B1	1/2013	Dollard
7,085,571	B2	8/2006	Kalhan et al.	8,379,130	B2	2/2013	Forutanpour et al.
7,110,744	B2	9/2006	Freeny, Jr.	8,385,950	B1	2/2013	Wagner et al.
7,124,164	B1	10/2006	Chemtob	8,402,097	B2	3/2013	Szeto
7,149,893	B1	12/2006	Leonard et al.	8,405,773	B2	3/2013	Hayashi et al.
7,173,651	B1	2/2007	Knowles	8,418,067	B2	4/2013	Cheng et al.
7,188,143	B2	3/2007	Szeto	8,423,409	B2	4/2013	Rao
				8,471,914	B2	6/2013	Sakiyama et al.
				8,472,935	B1	6/2013	Fujisaki
				8,510,383	B2	8/2013	Hurley et al.
				8,527,345	B2	9/2013	Rothschild et al.
				8,554,627	B2	10/2013	Svensen et al.
				8,560,612	B2	10/2013	Kilmer et al.
				8,594,680	B2	11/2013	Ledlie et al.
				8,613,089	B1	12/2013	Holloway et al.
				8,660,358	B1	2/2014	Bergboer et al.
				8,660,369	B2	2/2014	Llano et al.
				8,660,793	B2	2/2014	Ngo et al.
				8,682,350	B2	3/2014	Altman et al.

(56)

References Cited

U.S. PATENT DOCUMENTS

8,718,333 B2	5/2014	Wolf et al.	2003/0164856 A1	9/2003	Prager et al.
8,724,622 B2	5/2014	Rojas	2003/0229607 A1	12/2003	Zellweger et al.
8,732,168 B2	5/2014	Johnson	2004/0027371 A1	2/2004	Jaeger
8,744,523 B2	6/2014	Fan et al.	2004/0064429 A1	4/2004	Hirstius et al.
8,745,132 B2	6/2014	Obradovich	2004/0078367 A1	4/2004	Anderson et al.
8,761,800 B2	6/2014	Kuwahara	2004/0111467 A1	6/2004	Willis
8,768,876 B2	7/2014	Shim et al.	2004/0158739 A1	8/2004	Wakai et al.
8,775,972 B2	7/2014	Spiegel	2004/0189465 A1	9/2004	Capobianco et al.
8,788,680 B1	7/2014	Naik	2004/0203959 A1	10/2004	Coombes
8,790,187 B2	7/2014	Walker et al.	2004/0215625 A1	10/2004	Svendsen et al.
8,797,415 B2	8/2014	Arnold	2004/0243531 A1	12/2004	Dean
8,798,646 B1	8/2014	Wang et al.	2004/0243688 A1	12/2004	Wugofski
8,856,349 B2	10/2014	Jain et al.	2005/0021444 A1	1/2005	Bauer et al.
8,874,677 B2	10/2014	Rosen et al.	2005/0022211 A1	1/2005	Veselov et al.
8,886,227 B2	11/2014	Schmidt et al.	2005/0048989 A1	3/2005	Jung
8,909,679 B2	12/2014	Root et al.	2005/0056997 A1	3/2005	Wakitani et al.
8,909,725 B1	12/2014	Sehn	2005/0078804 A1	4/2005	Yomoda
8,972,357 B2	3/2015	Shim et al.	2005/0097176 A1	5/2005	Schatz et al.
8,995,433 B2	3/2015	Rojas	2005/0102381 A1	5/2005	Jiang et al.
9,015,285 B1	4/2015	Ebsen et al.	2005/0104976 A1	5/2005	Currans
9,020,745 B2	4/2015	Johnston et al.	2005/0114783 A1	5/2005	Szeto
9,040,574 B2	5/2015	Wang et al.	2005/0119936 A1	6/2005	Buchanan et al.
9,055,416 B2	6/2015	Rosen et al.	2005/0122405 A1	6/2005	Voss et al.
9,094,137 B1	7/2015	Sehn et al.	2005/0193340 A1	9/2005	Amburgey et al.
9,100,806 B2	8/2015	Rosen et al.	2005/0193345 A1	9/2005	Klassen et al.
9,100,807 B2	8/2015	Rosen et al.	2005/0198128 A1	9/2005	Anderson
9,113,301 B1	8/2015	Spiegel et al.	2005/0223066 A1	10/2005	Buchheit et al.
9,119,027 B2	8/2015	Sharon et al.	2005/0288954 A1	12/2005	McCarthy et al.
9,123,074 B2	9/2015	Jacobs et al.	2006/0026067 A1	2/2006	Nicholas et al.
9,143,382 B2	9/2015	Bhogal et al.	2006/0107297 A1	5/2006	Toyama et al.
9,143,681 B1	9/2015	Ebsen et al.	2006/0114338 A1	6/2006	Rothschild
9,152,477 B1	10/2015	Campbell et al.	2006/0119882 A1	6/2006	Harris et al.
9,191,776 B2	11/2015	Root et al.	2006/0242239 A1	10/2006	Morishima et al.
9,204,252 B2	12/2015	Root	2006/0252438 A1	11/2006	Ansamaa et al.
9,225,897 B1	12/2015	Sehn et al.	2006/0265417 A1	11/2006	Amato et al.
9,258,459 B2	2/2016	Hartley	2006/0270419 A1	11/2006	Crowley et al.
9,344,606 B2	5/2016	Hartley et al.	2006/0287878 A1	12/2006	Wadhwa et al.
9,385,983 B1	7/2016	Sehn	2007/0004426 A1	1/2007	Pfleging et al.
9,396,354 B1	7/2016	Murphy et al.	2007/0038715 A1	2/2007	Collins et al.
9,407,712 B1	8/2016	Sehn	2007/0040931 A1	2/2007	Nishizawa
9,407,816 B1	8/2016	Sehn	2007/0073517 A1	3/2007	Panje
9,430,783 B1	8/2016	Sehn	2007/0073823 A1	3/2007	Cohen et al.
9,439,041 B2	9/2016	Parvizi et al.	2007/0075898 A1	4/2007	Markhovsky et al.
9,443,227 B2	9/2016	Evans et al.	2007/0082707 A1	4/2007	Flynt et al.
9,450,907 B2	9/2016	Pridmore et al.	2007/0136228 A1	6/2007	Petersen
9,459,778 B2	10/2016	Hogeg et al.	2007/0192128 A1	8/2007	Celestini
9,489,661 B2	11/2016	Evans et al.	2007/0198340 A1	8/2007	Lucovsky et al.
9,491,134 B2	11/2016	Rosen et al.	2007/0198495 A1	8/2007	Buron et al.
9,532,171 B2	12/2016	Allen et al.	2007/0208751 A1	9/2007	Cowan et al.
9,537,811 B2	1/2017	Allen et al.	2007/0210936 A1	9/2007	Nicholson
9,628,950 B1	4/2017	Noeth et al.	2007/0214180 A1	9/2007	Crawford
9,710,821 B2	7/2017	Heath	2007/0214216 A1	9/2007	Carrer et al.
9,854,219 B2	12/2017	Sehn	2007/0233556 A1	10/2007	Koningstein
10,318,569 B1 *	6/2019	Funk G06Q 10/087	2007/0233801 A1	10/2007	Eren et al.
10,679,393 B2	6/2020	Canberk et al.	2007/0233859 A1	10/2007	Zhao et al.
10,789,749 B2	9/2020	Canberk et al.	2007/0243887 A1	10/2007	Bandhole et al.
10,943,381 B2	3/2021	Canberk et al.	2007/0244750 A1	10/2007	Grannan et al.
2002/0047868 A1	4/2002	Miyazawa	2007/0255456 A1	11/2007	Funayama
2002/0078456 A1	6/2002	Hudson et al.	2007/0281690 A1	12/2007	Altman et al.
2002/0087631 A1	7/2002	Sharma	2008/0022329 A1	1/2008	Glad
2002/0097257 A1	7/2002	Miller et al.	2008/0025701 A1	1/2008	Ikeda
2002/0122659 A1	9/2002	Mcgrath et al.	2008/0032703 A1	2/2008	Krumm et al.
2002/0128047 A1	9/2002	Gates	2008/0033930 A1	2/2008	Warren
2002/0144154 A1	10/2002	Tomkow	2008/0043041 A2	2/2008	Hedenstroem et al.
2003/0001846 A1	1/2003	Davis et al.	2008/0049704 A1	2/2008	Witteman et al.
2003/0016247 A1	1/2003	Lai et al.	2008/0062141 A1	3/2008	Chandhri
2003/0017823 A1	1/2003	Mager et al.	2008/0076505 A1	3/2008	Ngyen et al.
2003/0020623 A1	1/2003	Cao et al.	2008/0092233 A1	4/2008	Tian et al.
2003/0023874 A1	1/2003	Prokupets et al.	2008/0094387 A1	4/2008	Chen
2003/0037124 A1	2/2003	Yamaura et al.	2008/0104503 A1	5/2008	Beall et al.
2003/0052925 A1	3/2003	Daimon et al.	2008/0109844 A1	5/2008	Baldeschweiler et al.
2003/0101230 A1	5/2003	Benschoter et al.	2008/0120409 A1	5/2008	Sun et al.
2003/0110503 A1	6/2003	Perkes	2008/0147730 A1	6/2008	Lee et al.
2003/0126215 A1	7/2003	Udell	2008/0148150 A1	6/2008	Mall
2003/0148773 A1	8/2003	Spiestersbach et al.	2008/0158230 A1	7/2008	Sharma et al.
			2008/0168033 A1	7/2008	Ott et al.
			2008/0168489 A1	7/2008	Schraga
			2008/0189177 A1	8/2008	Anderton et al.
			2008/0207176 A1	8/2008	Brackbill et al.

(56)

References Cited

U.S. PATENT DOCUMENTS

2008/0208692	A1	8/2008	Garaventi et al.	2010/0198917	A1	8/2010	Petersen et al.
2008/0214210	A1	9/2008	Rasanen et al.	2010/0201482	A1	8/2010	Robertson et al.
2008/0222545	A1	9/2008	Lemay	2010/0201536	A1	8/2010	Robertson et al.
2008/0255976	A1	10/2008	Altberg et al.	2010/0214436	A1	8/2010	Kim et al.
2008/0256446	A1	10/2008	Yamamoto	2010/0223128	A1	9/2010	Dukellis et al.
2008/0256577	A1	10/2008	Funaki et al.	2010/0223343	A1	9/2010	Bosan et al.
2008/0266421	A1	10/2008	Takahata et al.	2010/0250109	A1	9/2010	Johnston et al.
2008/0270938	A1	10/2008	Carlson	2010/0257196	A1	10/2010	Waters et al.
2008/0288338	A1	11/2008	Wiseman et al.	2010/0259386	A1	10/2010	Holley et al.
2008/0306826	A1	12/2008	Kramer et al.	2010/0273509	A1	10/2010	Sweeney et al.
2008/0313329	A1	12/2008	Wang et al.	2010/0281045	A1	11/2010	Dean
2008/0313346	A1	12/2008	Kujawa et al.	2010/0306669	A1	12/2010	Della Pasqua
2008/0318616	A1	12/2008	Chipalkatti et al.	2011/0004071	A1	1/2011	Faiola et al.
2009/0006191	A1	1/2009	Arankalle et al.	2011/0010205	A1	1/2011	Richards
2009/0006565	A1	1/2009	Velusamy et al.	2011/0029512	A1	2/2011	Folgnier et al.
2009/0015703	A1	1/2009	Kim et al.	2011/0040783	A1	2/2011	Uemichi et al.
2009/0024956	A1	1/2009	Kobayashi	2011/0040804	A1	2/2011	Peirce et al.
2009/0030774	A1	1/2009	Rothschild et al.	2011/0000509	A1	3/2011	Ellenby et al.
2009/0030999	A1	1/2009	Gatzke et al.	2011/0050915	A1	3/2011	Wang et al.
2009/0040324	A1	2/2009	Nonaka	2011/0064388	A1	3/2011	Brown et al.
2009/0042588	A1	2/2009	Lottin et al.	2011/0066743	A1	3/2011	Hurley et al.
2009/0058822	A1	3/2009	Chaudhri	2011/0083101	A1	4/2011	Sharon et al.
2009/0079846	A1	3/2009	Chou	2011/0102630	A1	5/2011	Rukes
2009/0008971	A1	4/2009	Wood et al.	2011/0119133	A1	5/2011	Igelman et al.
2009/0089678	A1	4/2009	Sacco et al.	2011/0137881	A1	6/2011	Cheng et al.
2009/0093261	A1	4/2009	Ziskind	2011/0145564	A1	6/2011	Moshir et al.
2009/0132341	A1	5/2009	Klinger	2011/0159890	A1	6/2011	Fortescue et al.
2009/0132453	A1	5/2009	Hangartner et al.	2011/0164163	A1	7/2011	Bilbrey et al.
2009/0132665	A1	5/2009	Thomsen et al.	2011/0187743	A1*	8/2011	Hwang G06K 9/00671 345/633
2009/0148045	A1	6/2009	Lee et al.	2011/0197194	A1	8/2011	D'Angelo et al.
2009/0153492	A1	6/2009	Popp	2011/0202598	A1	8/2011	Evans et al.
2009/0157450	A1	6/2009	Athsani et al.	2011/0202968	A1	8/2011	Nurmi
2009/0157752	A1	6/2009	Gonzalez	2011/0211534	A1	9/2011	Schmidt et al.
2009/0160970	A1	6/2009	Fredlund et al.	2011/0213845	A1	9/2011	Logan et al.
2009/0163182	A1	6/2009	Gatti et al.	2011/0215966	A1	9/2011	Kim et al.
2009/0177299	A1	7/2009	Van De Sluis	2011/0225048	A1	9/2011	Nair
2009/0192900	A1	7/2009	Collision	2011/0238763	A1	9/2011	Shin et al.
2009/0199242	A1	8/2009	Johnson et al.	2011/0242134	A1*	10/2011	Miller G06F 3/011 345/633
2009/0215469	A1	8/2009	Fisher et al.	2011/0255736	A1	10/2011	Thompson et al.
2009/0232354	A1	9/2009	Camp, Jr. et al.	2011/0273575	A1	11/2011	Lee
2009/0234815	A1	9/2009	Boerries et al.	2011/0282799	A1	11/2011	Huston
2009/0239552	A1	9/2009	Churchill et al.	2011/0283188	A1	11/2011	Farrenkopf
2009/0249222	A1	10/2009	Schmidt et al.	2011/0314419	A1	12/2011	Dunn et al.
2009/0249244	A1	10/2009	Robinson et al.	2011/0320373	A1	12/2011	Lee et al.
2009/0265647	A1	10/2009	Martin et al.	2012/0028659	A1	2/2012	Whitney et al.
2009/0288022	A1	11/2009	Almstrand et al.	2012/0033718	A1	2/2012	Kauffman et al.
2009/0291672	A1	11/2009	Treves et al.	2012/0036015	A1	2/2012	Sheikh
2009/0292608	A1	11/2009	Polachek	2012/0036443	A1	2/2012	Ohmori et al.
2009/0319607	A1	12/2009	Belz et al.	2012/0054797	A1	3/2012	Skog et al.
2009/0327073	A1	12/2009	Li	2012/0059722	A1	3/2012	Rao
2010/0062794	A1	3/2010	Han	2012/0062805	A1	3/2012	Candelore
2010/0082427	A1	4/2010	Burgener et al.	2012/0075285	A1*	3/2012	Oyagi A63F 13/213 345/419
2010/0082693	A1	4/2010	Hugg et al.	2012/0084731	A1	4/2012	Filman et al.
2010/0100568	A1	4/2010	Papin et al.	2012/0084835	A1	4/2012	Thomas et al.
2010/0113065	A1	5/2010	Narayan et al.	2012/0099800	A1	4/2012	Llano et al.
2010/0130233	A1	5/2010	Parker	2012/0108293	A1	5/2012	Law et al.
2010/0131880	A1	5/2010	Lee et al.	2012/0110096	A1	5/2012	Smarr et al.
2010/0131895	A1	5/2010	Wohlert	2012/0113143	A1	5/2012	Adhikari et al.
2010/0153144	A1	6/2010	Miller et al.	2012/0113272	A1	5/2012	Hata
2010/0159944	A1	6/2010	Pascal et al.	2012/0123830	A1	5/2012	Svendsen et al.
2010/0161658	A1	6/2010	Hamynen et al.	2012/0123871	A1	5/2012	Svendsen et al.
2010/0161831	A1	6/2010	Haas et al.	2012/0123875	A1	5/2012	Svendsen et al.
2010/0162149	A1	6/2010	Sheleheda et al.	2012/0124126	A1	5/2012	Alcazar et al.
2010/0183280	A1	7/2010	Beauregard et al.	2012/0124176	A1	5/2012	Curtis et al.
2010/0185552	A1	7/2010	Deluca et al.	2012/0124458	A1	5/2012	Cruzada
2010/0185665	A1	7/2010	Horn et al.	2012/0131507	A1	5/2012	Sparandara et al.
2010/0191631	A1	7/2010	Weidmann	2012/0131512	A1	5/2012	Takeuchi et al.
2010/0197318	A1	8/2010	Petersen et al.	2012/0001651	A1	6/2012	Lalancette. et al.
2010/0197319	A1	8/2010	Petersen et al.	2012/0143760	A1	6/2012	Abulafia et al.
2010/0198683	A1	8/2010	Aarabi	2012/0150978	A1	6/2012	Monaco
2010/0198694	A1	8/2010	Muthukrishnan	2012/0166971	A1	6/2012	Sachson et al.
2010/0198826	A1	8/2010	Petersen et al.	2012/0169855	A1	7/2012	Oh
2010/0198828	A1	8/2010	Petersen et al.	2012/0172062	A1*	7/2012	Altman G06Q 30/0251 455/457
2010/0198862	A1	8/2010	Jennings et al.	2012/0173991	A1	7/2012	Roberts et al.
2010/0198870	A1	8/2010	Petersen et al.	2012/0176401	A1	7/2012	Hayward et al.

(56)

References Cited

U.S. PATENT DOCUMENTS

2012/0184248	A1	7/2012	Speede	2013/0325964	A1	12/2013	Berberat et al.
2012/0197724	A1	8/2012	Kendall	2013/0344896	A1	12/2013	Kirmse et al.
2012/0200743	A1	8/2012	Blanchflower et al.	2013/0346869	A1	12/2013	Asver et al.
2012/0209924	A1	8/2012	Evans et al.	2013/0346877	A1	12/2013	Borovoy et al.
2012/0210244	A1	8/2012	De Francisco Lopez et al.	2014/0006129	A1	1/2014	Heath
2012/0212632	A1	8/2012	Mate et al.	2014/0011538	A1	1/2014	Mulcahy et al.
2012/0218300	A1*	8/2012	Hayakawa G06T 19/006 345/633	2014/0019264	A1	1/2014	Wachman et al.
2012/0220264	A1	8/2012	Kawabata	2014/0028712	A1*	1/2014	Keating G06T 19/006 345/633
2012/0226748	A1	9/2012	Bosworth et al.	2014/0032682	A1	1/2014	Prado et al.
2012/0233000	A1	9/2012	Fisher et al.	2014/0043204	A1	2/2014	Basnayake et al.
2012/0236162	A1	9/2012	Imamura	2014/0045530	A1	2/2014	Gordon et al.
2012/0239761	A1	9/2012	Linner et al.	2014/0047016	A1	2/2014	Rao
2012/0250951	A1	10/2012	Chen	2014/0047045	A1	2/2014	Baldwin et al.
2012/0252418	A1	10/2012	Kandekar et al.	2014/0047335	A1	2/2014	Lewis et al.
2012/0254325	A1	10/2012	Majeti et al.	2014/0049652	A1	2/2014	Moon et al.
2012/0278387	A1	11/2012	Garcia et al.	2014/0052485	A1	2/2014	Shidfar
2012/0278692	A1	11/2012	Shi	2014/0052633	A1	2/2014	Gandhi
2012/0290637	A1	11/2012	Perantatos et al.	2014/0055491	A1*	2/2014	Malamud G01C 21/3697 345/633
2012/0299954	A1	11/2012	Wada et al.	2014/0057660	A1	2/2014	Wager
2012/0304052	A1	11/2012	Tanaka et al.	2014/0063062	A1*	3/2014	Fateh G09G 5/00 345/633
2012/0304080	A1	11/2012	Wormald et al.	2014/0082651	A1	3/2014	Sharifi
2012/0307096	A1	12/2012	Ford et al.	2014/0092130	A1	4/2014	Anderson et al.
2012/0307112	A1	12/2012	Kunishige et al.	2014/0096029	A1	4/2014	Schultz
2012/0319904	A1	12/2012	Lee et al.	2014/0114565	A1	4/2014	Aziz et al.
2012/0323933	A1	12/2012	He et al.	2014/0122658	A1	5/2014	Haeger et al.
2012/0324018	A1	12/2012	Metcalf et al.	2014/0122787	A1	5/2014	Shalvi et al.
2013/0006759	A1	1/2013	Srivastava et al.	2014/0125701	A1*	5/2014	Hayakawa A63F 13/525 345/633
2013/0024757	A1	1/2013	Doll et al.	2014/0129953	A1	5/2014	Spiegel
2013/0036364	A1	2/2013	Johnson	2014/0143143	A1	5/2014	Fasoli et al.
2013/0045753	A1	2/2013	Obermeyer et al.	2014/0149519	A1	5/2014	Redfern et al.
2013/0050260	A1	2/2013	Reitan	2014/0155162	A1	6/2014	Cooper et al.
2013/0055083	A1	2/2013	Fino	2014/0173424	A1	6/2014	Hogeg et al.
2013/0057587	A1	3/2013	Leonard et al.	2014/0173457	A1	6/2014	Wang et al.
2013/0059607	A1	3/2013	Herz et al.	2014/0189592	A1	7/2014	Benchenaa et al.
2013/0060690	A1	3/2013	Oskolkov et al.	2014/0207679	A1	7/2014	Cho
2013/0063369	A1	3/2013	Malhotra et al.	2014/0210859	A1*	7/2014	Ihara G01C 13/008 345/633
2013/0067027	A1	3/2013	Song et al.	2014/0214471	A1	7/2014	Schreiner, III
2013/0071093	A1	3/2013	Hanks et al.	2014/0222564	A1	8/2014	Kranendonk et al.
2013/0080254	A1	3/2013	Thramann	2014/0258405	A1	9/2014	Perkin
2013/0085790	A1	4/2013	Palmer et al.	2014/0265359	A1	9/2014	Cheng et al.
2013/0086072	A1	4/2013	Peng et al.	2014/0266703	A1	9/2014	Dalley, Jr. et al.
2013/0090171	A1	4/2013	Holton et al.	2014/0279061	A1	9/2014	Elimeliah et al.
2013/0095857	A1	4/2013	Garcia et al.	2014/0279436	A1	9/2014	Dorsey et al.
2013/0100165	A1*	4/2013	Komiyama G09G 5/397 345/634	2014/0279540	A1	9/2014	Jackson
2013/0104053	A1	4/2013	Thornton et al.	2014/0280537	A1	9/2014	Pridmore et al.
2013/0110885	A1	5/2013	Brundrett, III	2014/0282096	A1	9/2014	Rubinstein et al.
2013/0111514	A1	5/2013	Slavin et al.	2014/0287779	A1	9/2014	O'keefe et al.
2013/0128059	A1	5/2013	Kristensson	2014/0289833	A1	9/2014	Briceno
2013/0129252	A1	5/2013	Lauper	2014/0306986	A1	10/2014	Gottesman et al.
2013/0132477	A1	5/2013	Bosworth et al.	2014/0317302	A1	10/2014	Naik
2013/0145286	A1	6/2013	Feng et al.	2014/0324627	A1	10/2014	Haver et al.
2013/0147837	A1	6/2013	Stroila	2014/0324629	A1	10/2014	Jacobs
2013/0159110	A1	6/2013	Rajaram et al.	2014/0325383	A1	10/2014	Brown et al.
2013/0159919	A1	6/2013	Leydon	2014/0368542	A1*	12/2014	Tawara G06T 19/006 345/633
2013/0169822	A1	7/2013	Zhu et al.	2015/0006276	A1*	1/2015	Cohen G06Q 30/0244 705/14.43
2013/0173729	A1	7/2013	Starenky et al.	2015/0020086	A1	1/2015	Chen et al.
2013/0182133	A1	7/2013	Tanabe	2015/0029220	A1*	1/2015	Hittel H04W 4/029 345/633
2013/0185131	A1	7/2013	Sinha et al.	2015/0046278	A1	2/2015	Pei et al.
2013/0191198	A1	7/2013	Carlson et al.	2015/0071619	A1	3/2015	Brough
2013/0194301	A1	8/2013	Robbins et al.	2015/0087263	A1	3/2015	Branscomb et al.
2013/0198176	A1	8/2013	Kim	2015/0088622	A1	3/2015	Ganschow et al.
2013/0218965	A1	8/2013	Abrol et al.	2015/0095020	A1	4/2015	Leydon
2013/0218968	A1	8/2013	Mcevilley et al.	2015/0096042	A1	4/2015	Mizrachi
2013/0222323	A1	8/2013	Mckenzie	2015/0116529	A1	4/2015	Wu et al.
2013/0227476	A1	8/2013	Frey	2015/0169827	A1	6/2015	Laborde
2013/0232194	A1	9/2013	Knapp et al.	2015/0172534	A1	6/2015	Miyakawa et al.
2013/0263031	A1	10/2013	Oshiro et al.	2015/0178260	A1	6/2015	Brunson
2013/0265450	A1	10/2013	Barnes, Jr.	2015/0222814	A1	8/2015	Li et al.
2013/0267253	A1	10/2013	Case et al.	2015/0261917	A1	9/2015	Smith
2013/0275505	A1	10/2013	Gauglitz et al.	2015/0262197	A1	9/2015	Chao et al.
2013/0290443	A1	10/2013	Collins et al.				
2013/0304646	A1	11/2013	De Geer				
2013/0311255	A1	11/2013	Cummins et al.				

(56)

References Cited

U.S. PATENT DOCUMENTS

2015/0312184	A1	10/2015	Langholz et al.	
2015/0350136	A1	12/2015	Flynn, III et al.	
2015/0365795	A1	12/2015	Allen et al.	
2015/0378502	A1	12/2015	Hu et al.	
2016/0004320	A1*	1/2016	Lundberg	G06F 3/03 345/633
2016/0006927	A1	1/2016	Sehn	
2016/0014063	A1	1/2016	Hogeg et al.	
2016/0085773	A1	3/2016	Chang et al.	
2016/0085863	A1	3/2016	Allen et al.	
2016/0093107	A1*	3/2016	Yamamoto	A63F 13/212 345/633
2016/0099901	A1	4/2016	Allen et al.	
2016/0148430	A1	5/2016	Lin et al.	
2016/0180887	A1	6/2016	Sehn	
2016/0182422	A1	6/2016	Sehn et al.	
2016/0182875	A1	6/2016	Sehn	
2016/0239248	A1	8/2016	Sehn	
2016/0277419	A1	9/2016	Allen et al.	
2016/0321708	A1	11/2016	Sehn	
2017/0006094	A1	1/2017	Abou Mahmoud et al.	
2017/0061308	A1	3/2017	Chen et al.	
2017/0199855	A1	7/2017	Fishbeck	
2017/0287006	A1	10/2017	Azmoodeh et al.	
2018/0005443	A1*	1/2018	Poulos	G06F 3/017
2018/0114365	A1	4/2018	Egri et al.	
2018/0136465	A1*	5/2018	Chi	G06F 3/0416
2019/0011703	A1*	1/2019	Robaina	G06F 3/013
2019/0130436	A1*	5/2019	Ma	G06Q 30/0244
2020/0035003	A1	1/2020	Canberk et al.	
2020/0265626	A1	8/2020	Canberk et al.	
2020/0380747	A1	12/2020	Canberk et al.	

FOREIGN PATENT DOCUMENTS

EP	2151797	A1	2/2010
GB	2399928	A	9/2004
KR	19990073076	A	10/1999
KR	20010078417	A	8/2001
OA	2887596	A1	7/2015
WO	WO-1996024213	A1	8/1996
WO	WO-1999063453	A1	12/1999
WO	WO-2000058882	A1	10/2000
WO	WO-2001029642	A1	4/2001
WO	WO-2001050703	A3	7/2001
WO	WO-2006118755	A2	11/2006
WO	WO-2007092668	A2	8/2007
WO	WO-2009043020	A2	4/2009
WO	WO-2011040821	A1	4/2011
WO	WO-2011119407	A1	9/2011
WO	WO-2013008238	A1	1/2013
WO	WO-2013045753	A1	4/2013
WO	WO-2014006129	A1	1/2014
WO	WO-2014068573	A1	5/2014
WO	WO-2014115136	A1	7/2014
WO	WO-2014194262	A2	12/2014
WO	WO-2015192026	A1	12/2015
WO	WO-2016044424	A1	3/2016
WO	WO-2016054562	A1	4/2016
WO	WO-2016065131	A1	4/2016
WO	WO-2016100318	A2	6/2016
WO	WO-2016100318	A3	6/2016
WO	WO-2016100342	A1	6/2016
WO	WO-2016149594	A1	9/2016
WO	WO-2016179166	A1	11/2016
WO	WO-2020023264	A1	1/2020

OTHER PUBLICATIONS

“Adding photos to your listing”, eBay, [Online] Retrieved from the Internet: <URL: <http://pages.ebay.com/help/sell/pictures.html>>, (accessed May 24, 2017), 4 pgs.

“U.S. Appl. No. 16/043,995, Non Final Office Action dated Oct. 31, 2019”, 9 pgs.
 “U.S. Appl. No. 16/043,995, Notice of Allowance dated Feb. 7, 2020”, 8 pgs.
 “U.S. Appl. No. 16/043,995, Response filed Jan. 20, 2020 to Non Final Office Action dated Oct. 31, 2019”, 12 pgs.
 “U.S. Appl. No. 16/868,315, Corrected Notice of Allowability dated Jul. 22, 2020”, 5 pgs.
 “U.S. Appl. No. 16/868,315, Notice of Allowance dated May 28, 2020”, 8 pgs.
 “U.S. Appl. No. 16/947,955, Non Final Office Action dated Sep. 3, 2020”, 12 pgs.
 “U.S. Appl. No. 16/947,955, Notice of Allowance dated Nov. 2, 2020”, 7 pgs.
 “U.S. Appl. No. 16/947,955, Response filed Oct. 20, 2020 to Non Final Office Action dated Sep. 3, 2020”, 11 pgs.
 “BlogStomp”, StompSoftware, [Online] Retrieved from the Internet: <URL: <http://stompsoftware.com/blogstomp>>, (accessed May 24, 2017), 12 pgs.
 “Cup Magic Starbucks Holiday Red Cups come to life with AR app”, Blast Radius, [Online] Retrieved from the Internet: <URL: <https://web.archive.org/web/20160711202454/http://www.blastradius.com/work/cup-magic>>, (2016), 7 pgs.
 “Daily App: InstaPlace (iOS/Android): Give Pictures a Sense of Place”, TechPP, [Online] Retrieved from the Internet: <URL: <http://techpp.com/2013/02/15/instaplace-app-review>>, (2013), 13 pgs.
 “InstaPlace Photo App Tell The Whole Story”, [Online] Retrieved from the Internet: <URL: youtu.be/uF_gFkg1hBM>, (Nov. 8, 2013), 113 pgs., 1:02 min.
 “International Application Serial No. PCT/US2015/037251, International Search Report dated Sep. 29, 2015”, 2 pgs.
 “International Application Serial No. PCT/US2019/042183, International Preliminary Report on Patentability dated Feb. 4, 2021”, 7 pgs.
 “International Application Serial No. PCT/US2019/042183, International Search Report dated Oct. 30, 2019”, 4 pgs.
 “International Application Serial No. PCT/US2019/042183, Written Opinion dated Oct. 30, 2019”, 5 pgs.
 “Introducing Snapchat Stories”, [Online] Retrieved from the Internet: <URL: <https://web.archive.org/web/20131026084921/https://www.youtube.com/watch?v=88Cu3yN-LIM>>, (Oct. 3, 2013), 92 pgs.; 00:47 min.
 “Macy’s Believe-o-Magic”, [Online] Retrieved from the Internet: <URL: <https://web.archive.org/web/20190422101854/https://www.youtube.com/watch?v=xvzRXY3J0Z0&feature=youtu.be>>, (Nov. 7, 2011), 102 pgs.; 00:51 min.
 “Macy’s introduces Augmented Reality Experience in Stores across Country as Part of its 2011 Believe Campaign”, Business Wire, [Online] Retrieved from the Internet: <URL: <https://www.businesswire.com/news/home/2011102006759/en/Macys-Introduces-Augmented-Reality-Experience-Stores-Country>>, (Nov. 2, 2011), 6 pgs.
 “Starbucks Cup Magic”, [Online] Retrieved from the Internet: <URL: <https://www.youtube.com/watch?v=RWwQXi9RG0w>>, (Nov. 8, 2011), 87 pgs.; 00:47 min.
 “Starbucks Cup Magic for Valentine’s Day”, [Online] Retrieved from the Internet: <URL: <https://www.youtube.com/watch?v=8nvqOzjq10w>>, (Feb. 6, 2012), 88 pgs.; 00:45 min.
 “Starbucks Holiday Red Cups Come to Life, Signaling the Return of the Merriest Season”, Business Wire, [Online] Retrieved from the Internet: <URL: <http://www.businesswire.com/news/home/2011115005744/en/2479513/Starbucks-Holiday-Red-Cups-Life-Signaling-Return>>, (Nov. 15, 2011), 5 pgs.
 Carthy, Roi, “Dear All Photo Apps: Mobil Just Won Filters”, TechCrunch, [Online] Retrieved from the Internet: <URL: <https://techcrunch.com/2011/09/08/mobli-filters>>, (Sep. 8, 2011), 10 pgs.
 Fuste, Anna, “HoloBils: Creativity and Fun in Mixed Reality”, URL: <https://www.media.mit.edu/projects/holobits/overview/>, (accessed May 11, 2018), 4 pgs.
 Janthong, Isaranu, “Instaplace ready on Android Google Play store”, Android App Review Thailand, [Online] Retrieved from the Internet: <URL: <http://www.android-free-app-review.com/2013/01/instaplace-android-google-play-store.html>>, (Jan. 23, 2013), 9 pgs.

(56)

References Cited

OTHER PUBLICATIONS

MacLeod, Duncan, "Macys Believe-o-Magic App", [Online] Retrieved from the Internet: <URL: <http://theinspirationroom.com/daily/2011/macys-believe-o-magic-app>>, (Nov. 14, 2011), 10 pgs.

MacLeod, Duncan, "Starbucks Cup Magic Lets Merry", [Online] Retrieved from the Internet: <URL: <http://theinspirationroom.com/daily/2011/starbucks-cup-magic>>, (Nov. 12, 2011), 8 pgs.

Notopoulos, Katie, "A Guide to the New Snapchat Filters and Big Fonts", [Online] Retrieved from the Internet: <URL: https://www.buzzfeed.com/katienotopoulos/a-guide-to-the-new-snapchat-filters-and-big-fonts?utm_term=.bkQ9qVZWe#.nv58YXpkV>, (Dec. 22, 2013), 13 pgs.

Panzarino, Matthew, "Snapchat Adds Filters, A Replay Function and for Whatever Reason, Time, Temperature and Speed Overlays", TechCrunch, [Online] Retrieved from the Internet: <URL: <https://techcrunch.com/2013/12/20/snapchat-adds-filters-new-font-and-for-some-reason-time-temperature-and-speed-overlays/>>, (Dec. 20, 2013), 12 pgs.

Placernote, "introduction to Placernote SDK", URL: <https://placernote.com/documentation/>, (accessed May 17, 2018), 3 pgs.

Tripathi, Rohit, "Watermark Images in PHP and Save File on Server", [Online] Retrieved from the Internet: <URL: <http://code.rohitink.com/2012/12/28/watermark-images-in-php-and-save-file-on-server>>, (Dec. 28, 2012), 4 pgs.

Voropaev, Pavel, "Ar Synchronization System by Prisma", URL: <https://blog.prismalabs.ai/ar-synchronization-system-by-prisma-3c41ff55a2a7>, (accessed May 11, 2018), 6 pgs.

U.S. Appl. No. 16/043,995, U.S. Pat. No. 10,679,393, filed Jul. 24, 2018, Conditional Modification of Augmented Reality Object.

U.S. Appl. No. 16/868,315, U.S. Pat. No. 10,789,749, filed May 6, 2020, Conditional Modification of Augmented Reality Object.

U.S. Appl. No. 16/947,955, U.S. Pat. No. 10,943,381, filed Aug. 25, 2020, Conditional Modification of Augmented Reality Object.

"European Application Serial No. 1955713.5, Response filed Jul. 28, 2021 to Communication pursuant to Rules 161(1) and 162 EPC dated Mar. 3, 2021", 23 pgs.

* cited by examiner

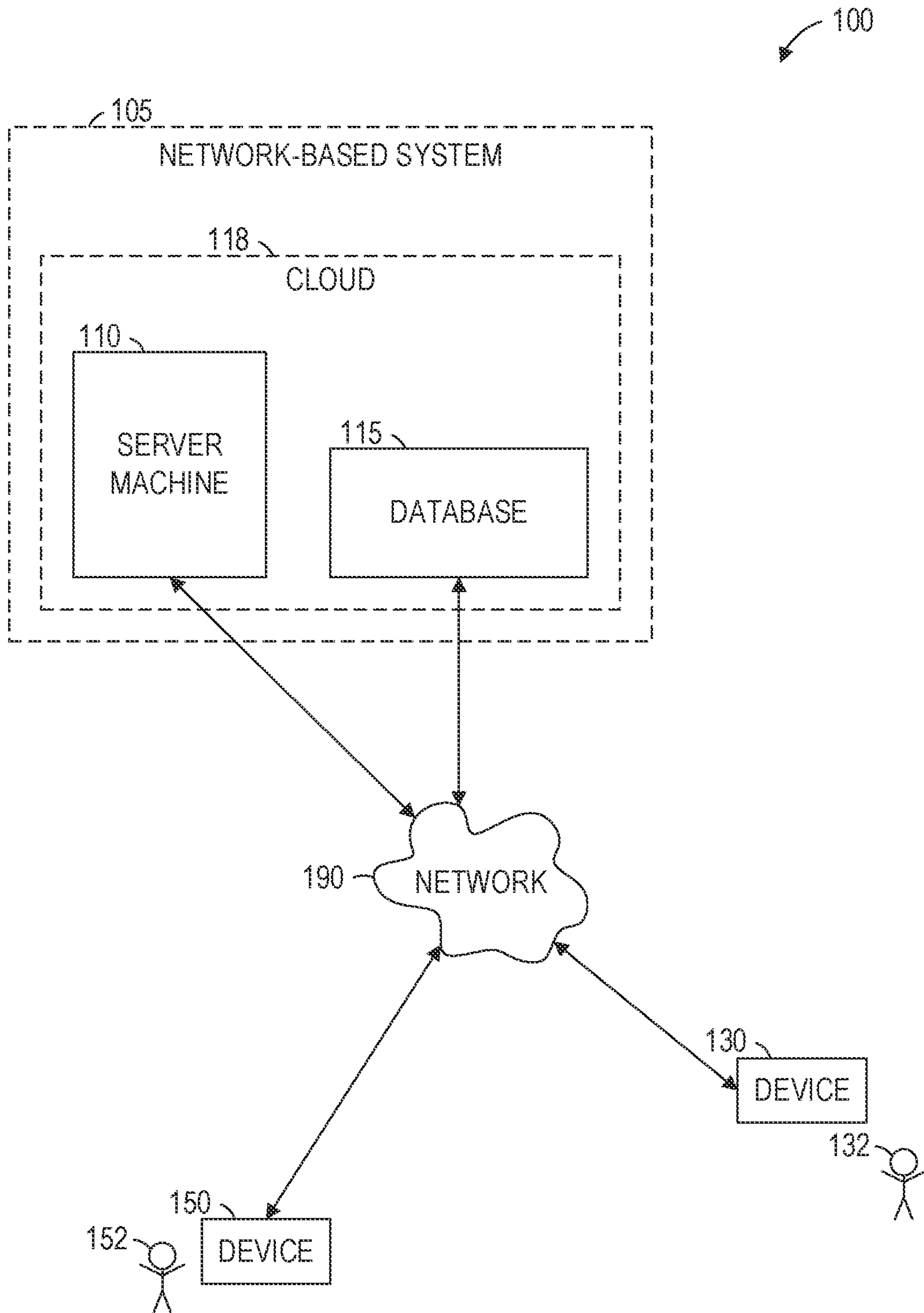


FIG. 1

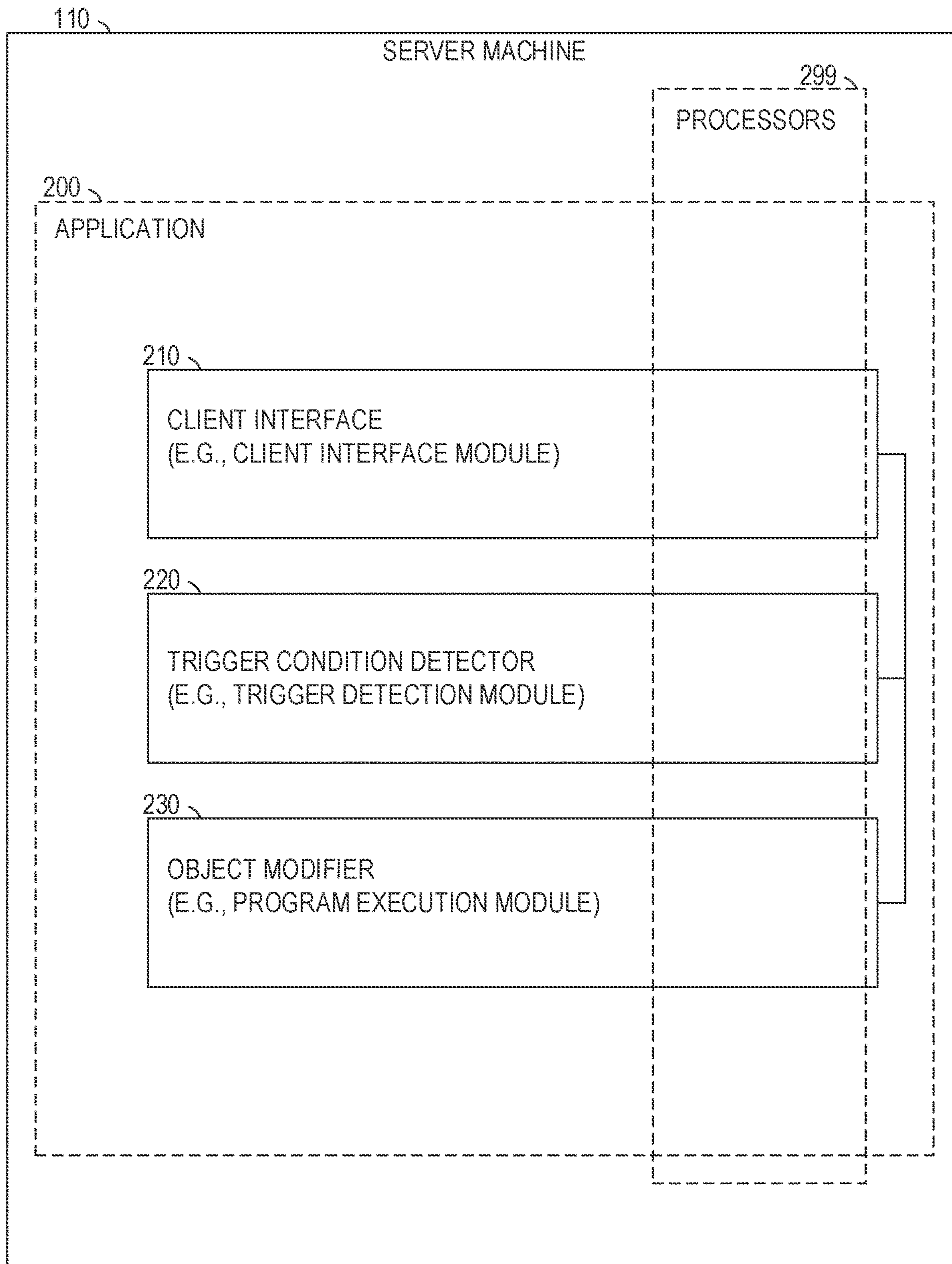


FIG. 2

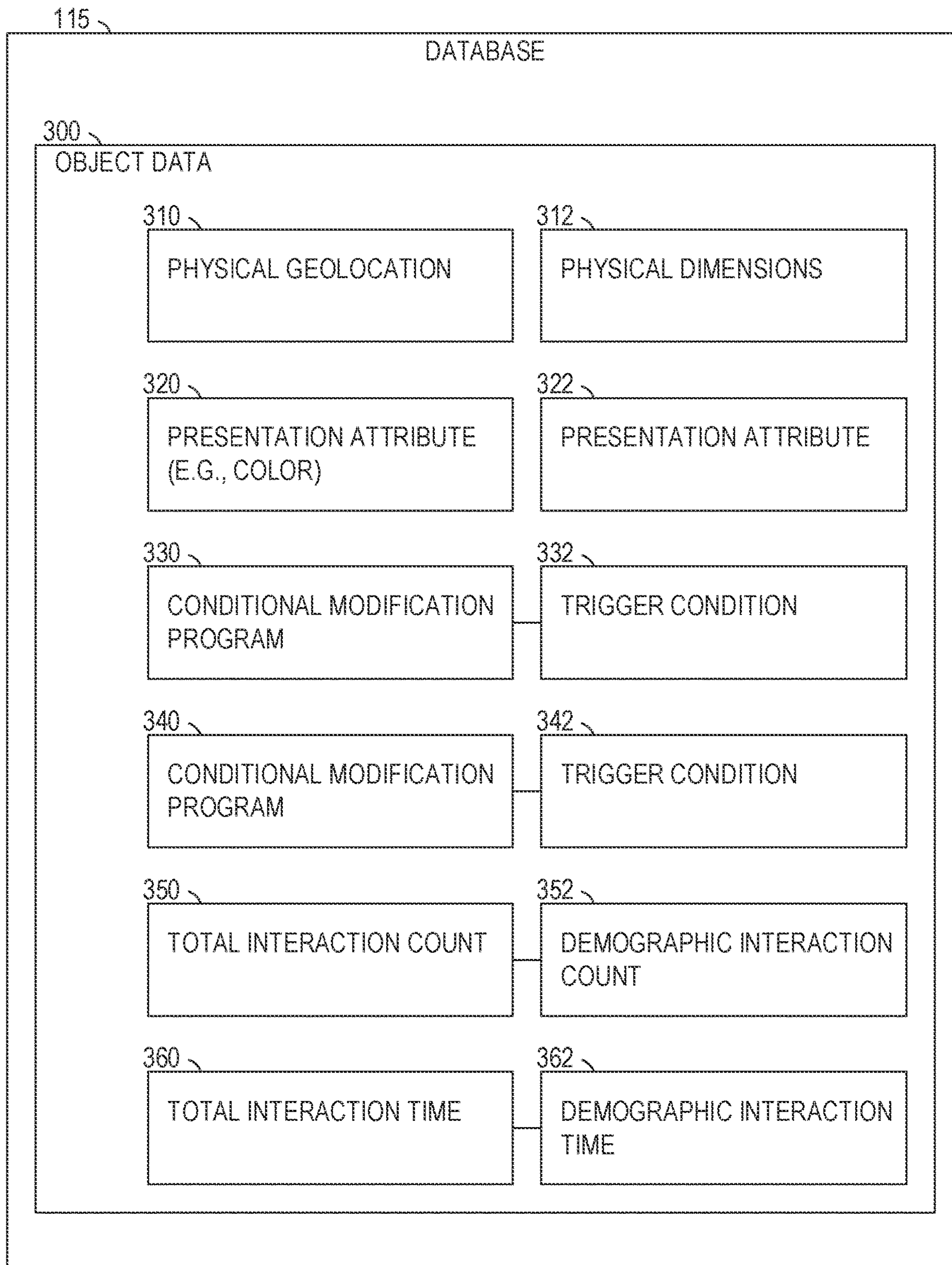


FIG. 3

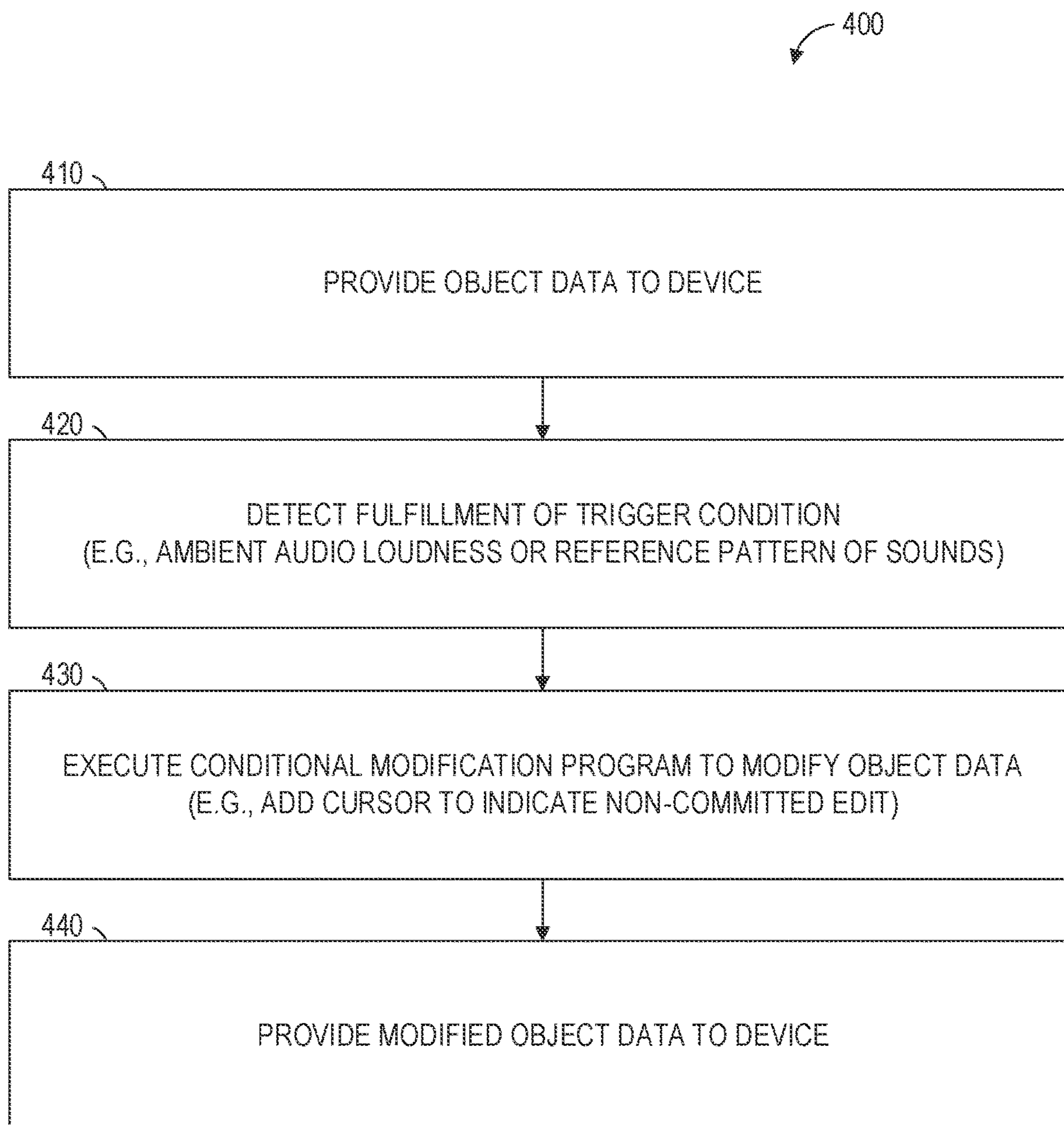


FIG. 4

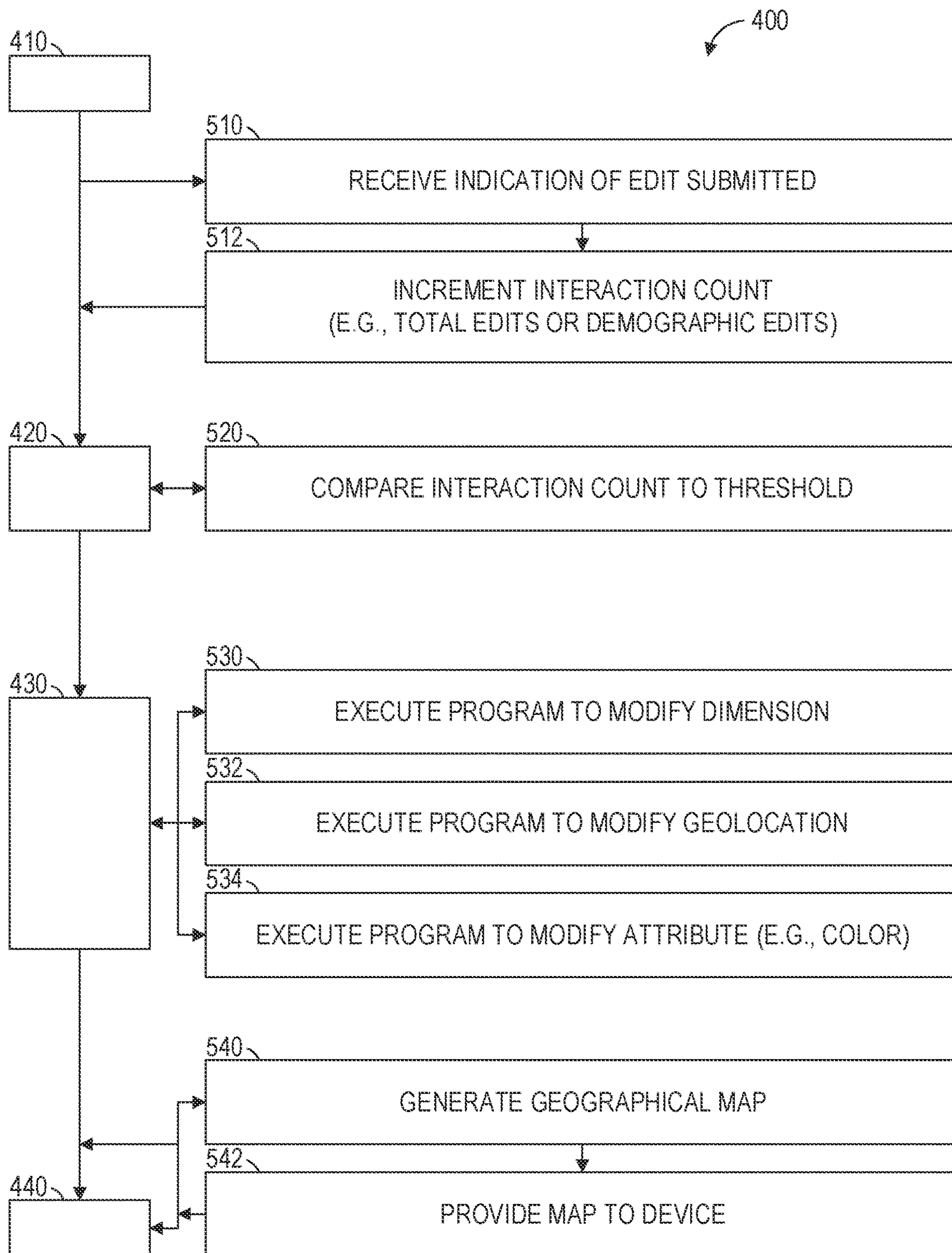


FIG. 5

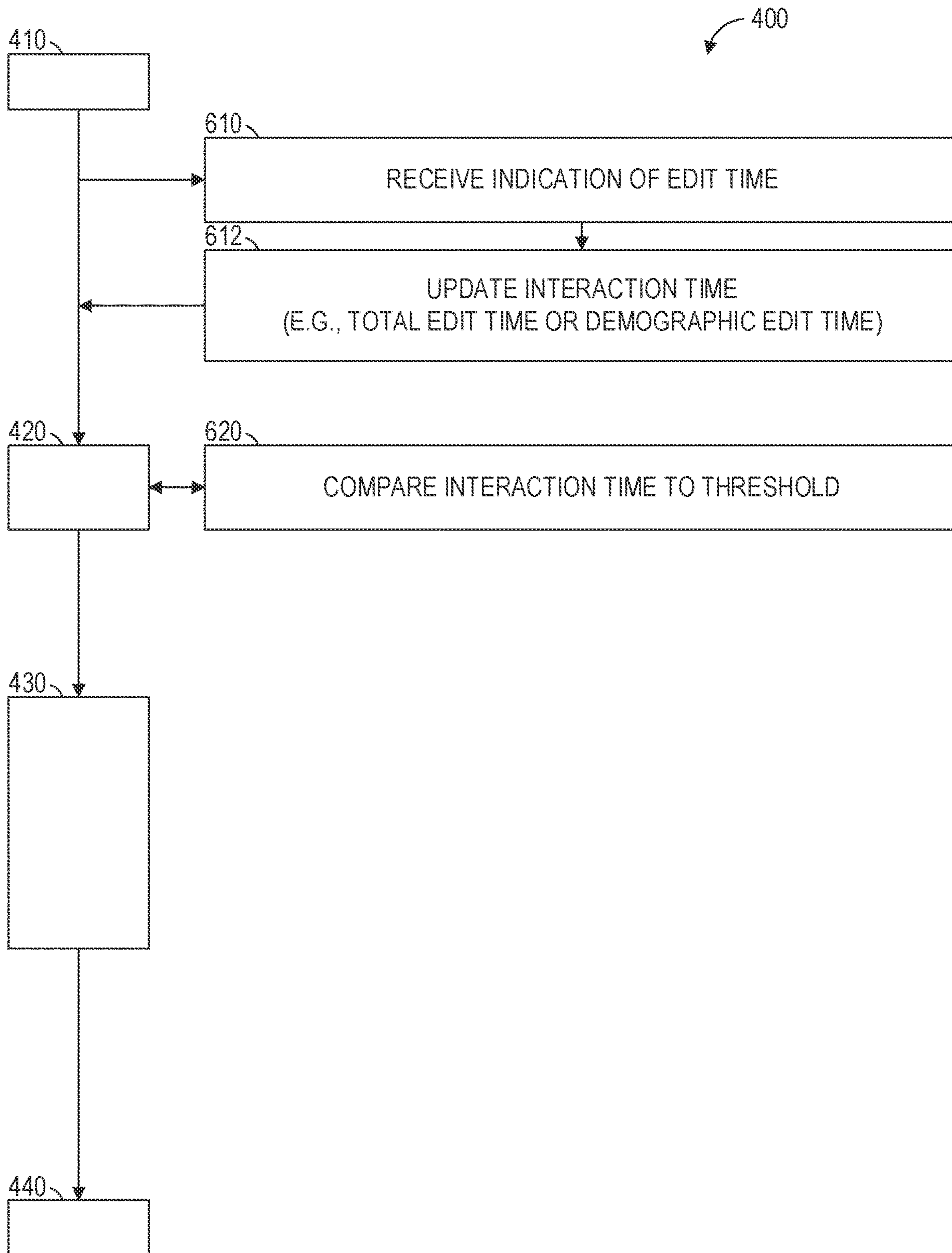


FIG. 6

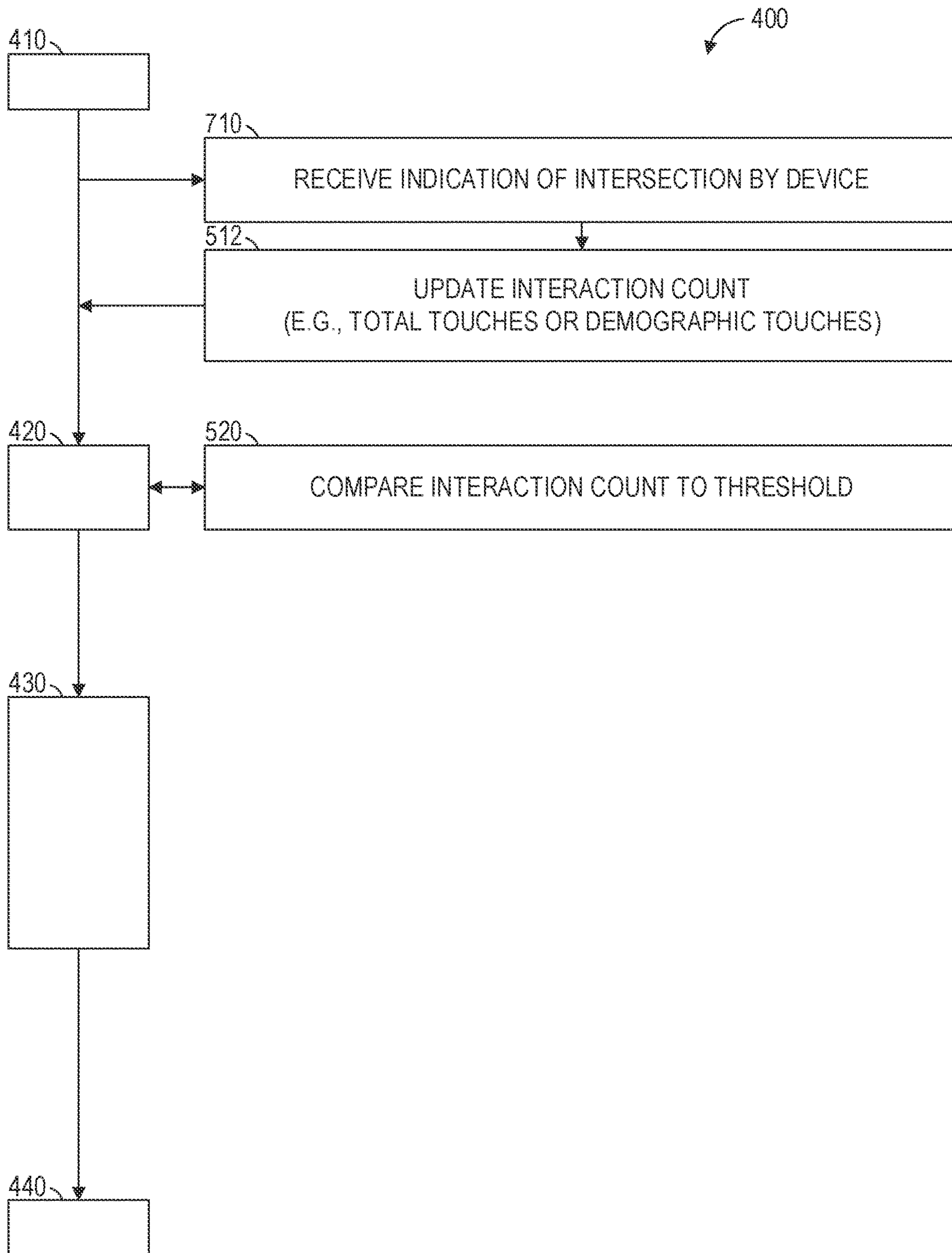


FIG. 7

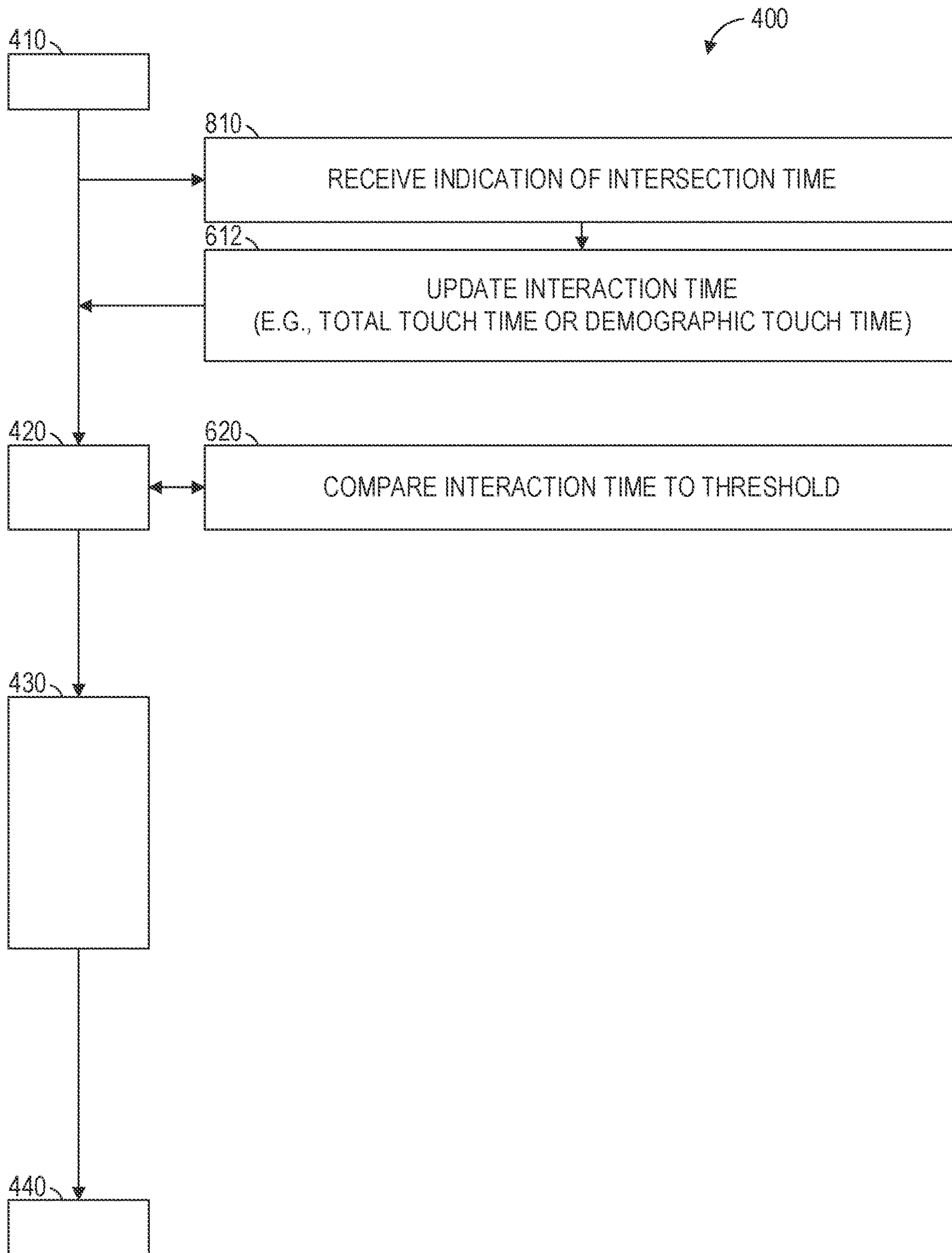


FIG. 8

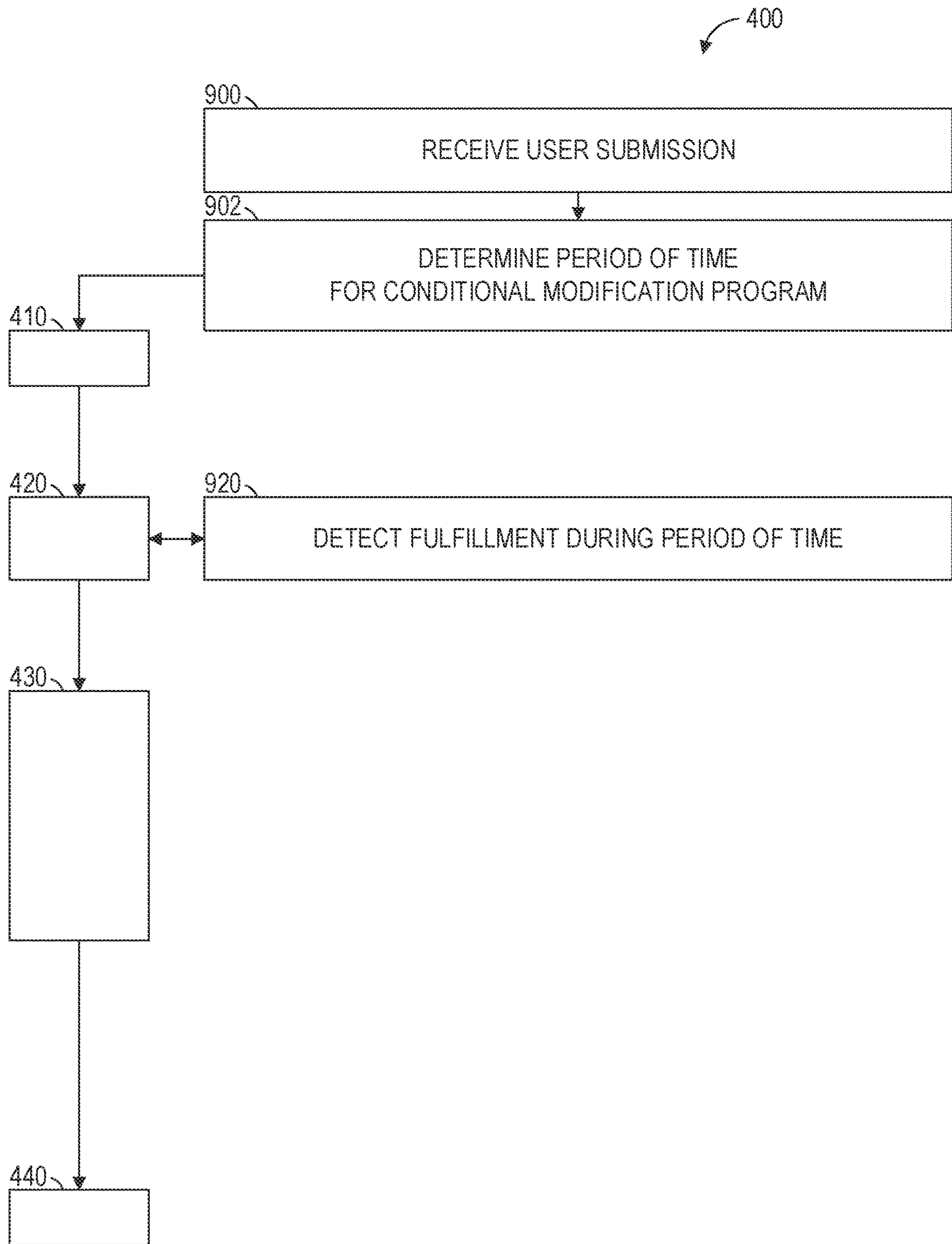


FIG. 9

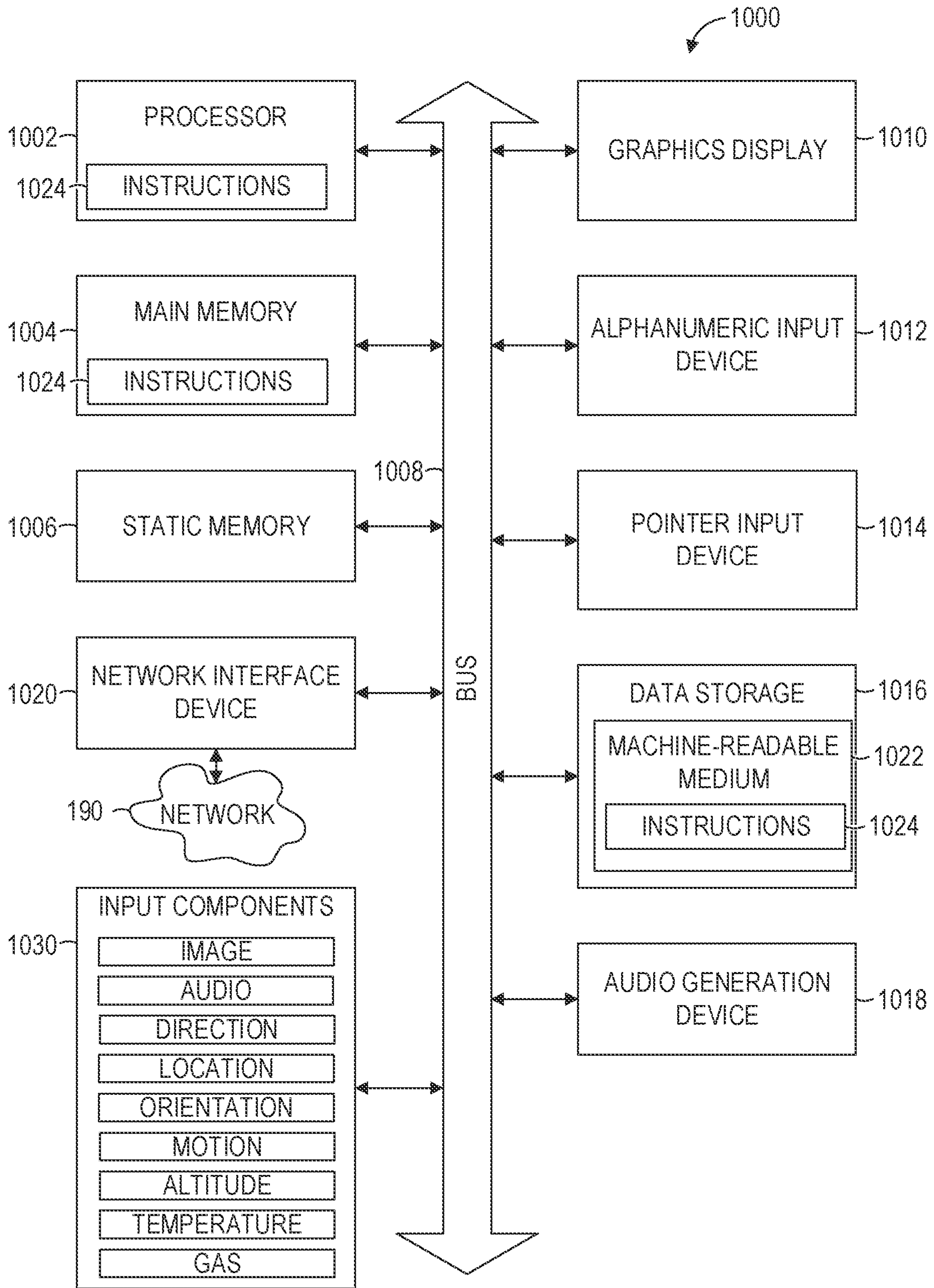


FIG. 10

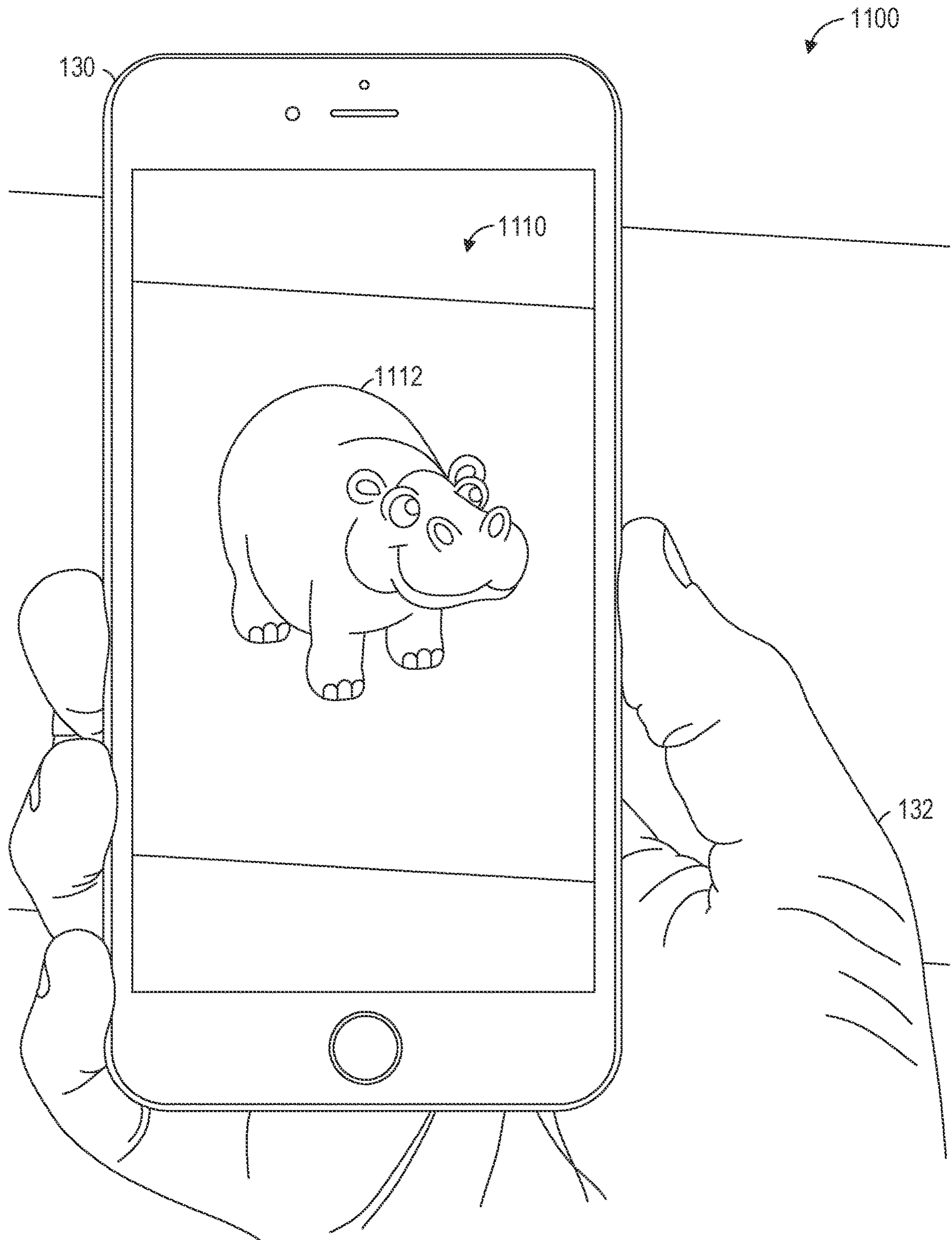


FIG. 11

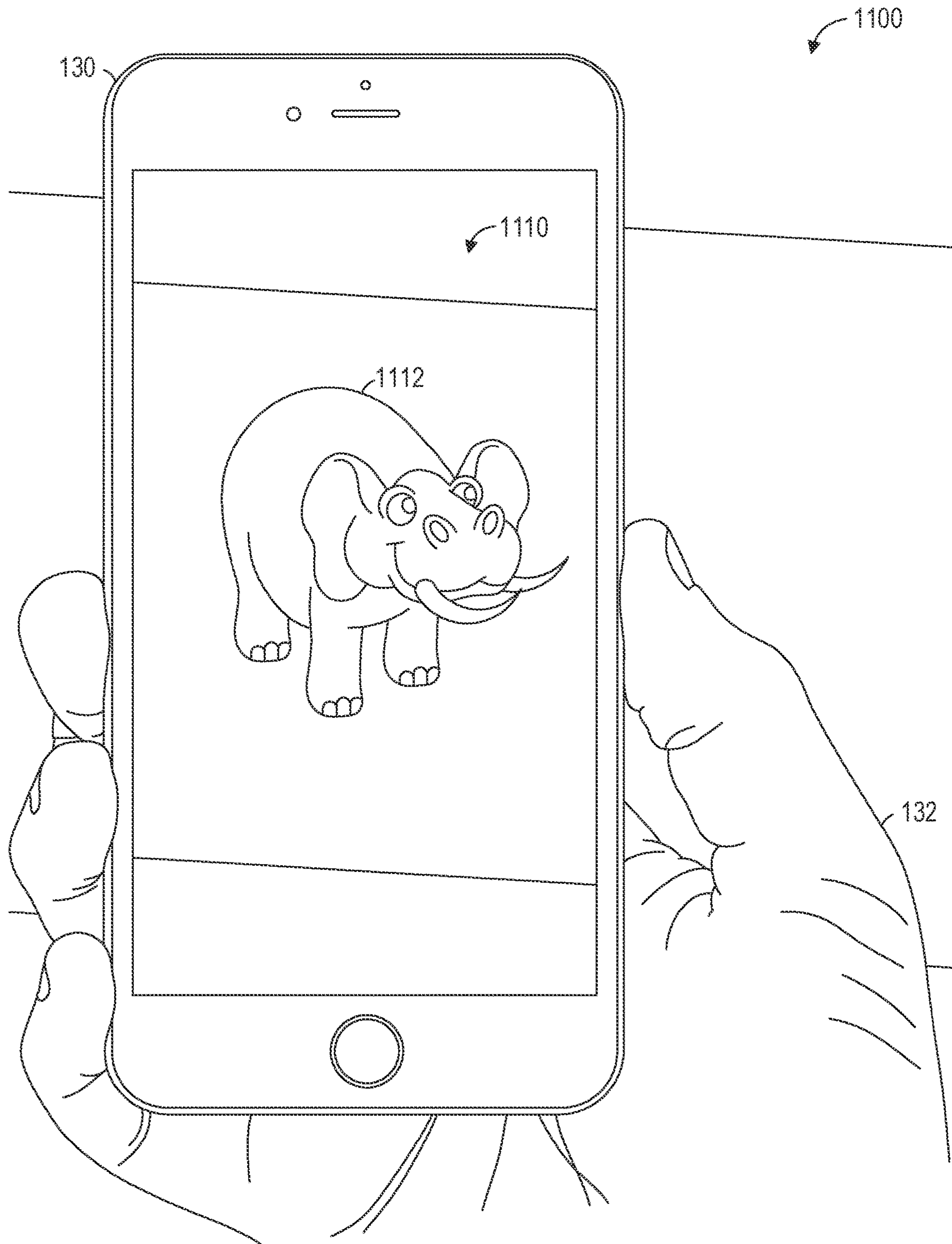


FIG. 12

1

CONDITIONAL MODIFICATION OF AUGMENTED REALITY OBJECT

CLAIM OF PRIORITY

This application is a continuation of U.S. patent application Ser. No. 16/947,955, filed on Aug. 25, 2020, which is a continuation of U.S. patent application Ser. No. 16/868,315, filed on May 6, 2020, which is a continuation of U.S. patent application Ser. No. 16/043,995, filed on Jul. 24, 2018, each of which is incorporated herein by reference in their entireties.

TECHNICAL FIELD

The subject matter disclosed herein generally relates to the technical field of special-purpose machines that facilitate generation and presentation of computer graphics, including software-configured computerized variants of such special-purpose machines and improvements to such variants, and to the technologies by which such special-purpose machines become improved compared to other special-purpose machines that facilitate generation and presentation of computer graphics. Specifically, the present disclosure addresses systems and methods to facilitate presentation of an augmented reality (AR) object.

BACKGROUND

A machine (e.g., a user's device) may be configured to interact with one or more users by generating computer graphics and causing presentation thereof in an AR environment or a virtual reality (VR) environment. For example, a user's device in the example form of a smartphone may generate AR content (e.g., one or more AR objects) and cause the AR content to be displayed to the user (e.g., on a display screen of the smartphone or a head-mounted display (HMD) controlled by the smart phone).

BRIEF DESCRIPTION OF THE DRAWINGS

Some embodiments are illustrated by way of example and not limitation in the figures of the accompanying drawings.

FIG. 1 is a network diagram illustrating a network environment suitable for facilitating conditional modification of an AR object, according to some example embodiments.

FIG. 2 is a block diagram illustrating components of a server machine suitable for facilitating conditional modification of an AR object, according to some example embodiments.

FIG. 3 is a block diagram illustrating components of a database suitable for facilitating conditional modification of an AR object, according to some example embodiments.

FIGS. 4-9 are flowcharts illustrating operations of the server machine in performing a method of conditionally modifying of an AR object, according to some example embodiments.

FIG. 10 is a block diagram illustrating components of a machine, according to some example embodiments, able to read instructions from a machine-readable medium and perform any one or more of the methodologies discussed herein.

FIG. 11 and FIG. 12 are diagrams illustrating screenshots of an AR object before and after conditional modification of the AR object, according to some example embodiments.

DETAILED DESCRIPTION

Example methods (e.g., algorithms) facilitate conditional modification of one or more AR objects, and example

2

systems (e.g., special-purpose machines configured by special-purpose software) are configured to facilitate conditional modification of one or more AR objects. Examples merely typify possible variations. Unless explicitly stated otherwise, structures (e.g., structural components, such as modules) are optional and may be combined or subdivided, and operations (e.g., in a procedure, algorithm, or other function) may vary in sequence or be combined or subdivided. In the following description, for purposes of explanation, numerous specific details are set forth to provide a thorough understanding of various example embodiments. It will be evident to one skilled in the art, however, that the present subject matter may be practiced without these specific details.

A machine (e.g., a server machine) is configured (e.g., by suitable software, hardware, or both) to provide a consistent set of one or more AR objects to one or more user devices (e.g., one or more smartphones, game controllers, HMDs, or combinations thereof), and the machine is configured to modify one or more of these AR objects in response to detected fulfillment of one or more conditions. For clarity and brevity, the discussion herein focuses on conditional modification of a single AR object, presented with an appearance of being present in the real world, though the example systems and methods discussed herein are applicable to conditional modification of multiple AR objects similarly presented.

Configured in accordance with the systems and methods discussed herein, the machine provides, to a user device, object data that defines an AR object. The object data of the AR object, in some example embodiments, specifies four things: (1) a physical geolocation of the AR object, (2) a presentation attribute of the AR object, (3) a conditional modification program of the AR object, and (4) a trigger condition for execution of the conditional modification program. The provided object data causes the user device, as well as any number of other user devices in the area, to present the AR object with a consistent first appearance and consistently located at the physical geolocation. The machine then detects fulfillment of the trigger condition specified by the object data, and based on the detected fulfillment of the trigger condition, the machine executes the conditional modification program of the AR object. The executing of the conditional modification program modifies the object data of the AR object by modifying the presentation attribute of the AR object. The machine next provides, to the user device, as well as any other user devices present, the modified object data of the AR object. The modified object data causes the user device, as well as any other user device in the area, to present the AR object with a consistent second appearance that is based on the modified presentation attribute of the AR object.

By causing the AR object to change from its first appearance to its second appearance, in accordance with the methodologies described herein, the machine provides interactivity between the AR object and one or more users. For example, the detected trigger condition may be or include a user or her device intersecting the AR object, and in response to this intersection, the AR object may change color (e.g., from gray to blue, darker hue to lighter hue, or both) and emit animated sparkles. As another example, the detected trigger condition may be or include an increase in ambient audio loudness, and in response to this increase, the AR object may change color and begin pulsating or flashing. As yet another example, the detected trigger condition may be or include a pattern of sound (e.g., a candidate pattern that matches a reference pattern, which may represent clapping,

stomping, or chanting), and in response to this pattern of sound, the AR object may change size (e.g., appear to inflate).

As a further example, the detected trigger condition may be or include a user's device selecting the AR object for editing, and in response to this selection, the AR object may be displayed with a cursor or other visual highlight that indicates which portion of the AR object is ready to be edited. This may have the effect of assisting the user in planning or making an edit to the AR object. As a still further example, the detected trigger condition may be or include an interaction count transgressing a threshold value (e.g., a minimum or maximum interaction count), and in response to this transgression, the AR object may bounce vertically in space and emit animated fireworks. This may have the effect of indicating the attaining of a milestone in the AR object's user interactivity. As a yet further example, the detected trigger condition may be or include an interaction time transgressing a threshold value (e.g., minimum or maximum interaction time), and in response to this transgression, the AR object may change its size, its physical geolocation in the real world, or both. This may have the effect of altering the attractiveness or availability of the AR object for further interactions with users.

According to various example embodiments, the conditional modification program may be provided by the machine (e.g., as part of generating the object data of the AR object) or provided by a user's device (e.g., as an edit to the object data of the AR object). In general, the object data of the AR object may contain one or more user-provided conditional modification programs, which may be a subset of all conditional modification programs specified for the AR object. In some example embodiments, a user-provided conditional modification program is incorporated by the machine into the object data for a specified period of time (e.g., in exchange for a fee payment or a task performance from the user's device). After the specified time period is over, the machine may remove the user-provided conditional modification program, prompt the user to renew the conditional modification program for an additional period of time, or both.

FIG. 1 is a network diagram illustrating a network environment 100 suitable for conditional modification of an AR object, according to some example embodiments. The network environment 100 includes a server machine 110, a database 115, and devices 130 and 150, all communicatively coupled to each other via a network 190. The server machine 110, with or without the database 115, may form all or part of a cloud 118 (e.g., a geographically distributed set of multiple machines configured to function as a single server), which may form all or part of a network-based system 105 (e.g., a cloud-based server system configured to provide one or more network-based services, such as AR services, to the devices 130 and 150). The server machine 110, the database 115, and the devices 130 and 150 may each be implemented in a special-purpose (e.g., specialized) computer system, in whole or in part, as described below with respect to FIG. 10.

Also shown in FIG. 1 are users 132 and 152. One or both of the users 132 and 152 may be a human user (e.g., a human being), a machine user (e.g., a computer configured by a software program to interact with the device 130 or 150), or any suitable combination thereof (e.g., a human assisted by a machine or a machine supervised by a human). The user 132 is associated with the device 130 and may be a user of the device 130. For example, the device 130 may be a desktop computer, a vehicle computer, a home media system (e.g., a home theater system or other home entertainment

system), a tablet computer, a navigational device, a portable media device, a smartphone (e.g., with a touchscreen configured to detect one or more touch gestures), or a wearable device (e.g., an HMD, such as an AR headset, a smart watch, smart glasses, smart clothing, or smart jewelry) belonging to the user 132. Likewise, the user 152 is associated with the device 150 and may be a user of the device 150. As an example, the device 150 may be a desktop computer, a vehicle computer, a home media system (e.g., a home theater system or other home entertainment system), a tablet computer, a navigational device, a portable media device, a smartphone (e.g., with a touchscreen configured to detect one or more touch gestures), or a wearable device (e.g., an HMD, such as an AR headset, a smart watch, smart glasses, smart clothing, or smart jewelry) belonging to the user 152.

Any of the systems or machines (e.g., databases and devices) shown in FIG. 1 may be, include, or otherwise be implemented in a special-purpose (e.g., specialized or otherwise non-conventional and non-generic) computer that has been modified to perform one or more of the functions described herein for that system or machine (e.g., configured or programmed by special-purpose software, such as one or more software modules of a special-purpose application, operating system, firmware, middleware, or other software program). For example, a special-purpose computer system able to implement any one or more of the methodologies described herein is discussed below with respect to FIG. 10, and such a special-purpose computer may accordingly be a means for performing any one or more of the methodologies discussed herein. Within the technical field of such special-purpose computers, a special-purpose computer that has been specially modified (e.g., configured by special-purpose software) by the structures discussed herein to perform the functions discussed herein is technically improved compared to other special-purpose computers that lack the structures discussed herein or are otherwise unable to perform the functions discussed herein. Accordingly, a special-purpose machine configured according to the systems and methods discussed herein provides an improvement to the technology of similar special-purpose machines.

As used herein, a "database" is a data storage resource and may store data structured as a text file, a table, a spreadsheet, a relational database (e.g., an object-relational database), a triple store, a hierarchical data store, or any suitable combination thereof. Moreover, any two or more of the systems or machines illustrated in FIG. 1 may be combined into a single system or machine, and the functions described herein for any single system or machine may be subdivided among multiple systems or machines.

The network 190 may be any network that enables communication between or among systems, machines, databases, and devices (e.g., between the machine 110 and the device 130). Accordingly, the network 190 may be a wired network, a wireless network (e.g., a mobile or cellular network), or any suitable combination thereof. The network 190 may include one or more portions that constitute a private network, a public network (e.g., the Internet), or any suitable combination thereof. Accordingly, the network 190 may include one or more portions that incorporate a local area network (LAN), a wide area network (WAN), the Internet, a mobile telephone network (e.g., a cellular network), a wired telephone network (e.g., a plain old telephone service (POTS) network), a wireless data network (e.g., a WiFi network or WiMax network), or any suitable combination thereof. Any one or more portions of the network 190 may communicate information via a transmission medium. As used herein, "transmission medium" refers to any intan-

5

gible (e.g., transitory) medium that is capable of communicating (e.g., transmitting) instructions for execution by a machine (e.g., by one or more processors of such a machine), and includes digital or analog communication signals or other intangible media to facilitate communication of such software.

FIG. 2 is a block diagram illustrating components of the server machine 110, according to some example embodiments. The server machine 110 is shown as including a client interface 210, a trigger condition detector 220, and an object modifier 230, all configured to communicate with each other (e.g., via a bus, shared memory, or a switch). The client interface 210 may be or include a client interface module or similarly suitable software code configured to interface with one or more clients of the server machine 110 (e.g., one or more of the devices 130 and 150). The trigger condition detector 220 may be or include a trigger detection module or similarly suitable software code configured to detect one or more trigger conditions (e.g., a trigger condition for execution of a conditional modification program for an AR object). The object modifier 230 may be or include a program execution module or similarly suitable software code configured to execute a program (e.g., a conditional modification program for an AR object).

As shown in FIG. 2, the client interface 210, the trigger condition detector 220, the object modifier 230, or any suitable combination thereof, may form all or part of an application 200 (e.g., a server-side app or other server-executed program) that is stored (e.g., installed) on the server machine 110 (e.g., responsive to or otherwise as a result of data being received via the network 190). Furthermore, one or more processors 299 (e.g., hardware processors, digital processors, or any suitable combination thereof) may be included (e.g., temporarily or permanently) in the application 200, the client interface 210, the trigger condition detector 220, the object modifier 230, or any suitable combination thereof.

Any one or more of the components (e.g., modules) described herein may be implemented using hardware alone (e.g., one or more of the processors 299) or a combination of hardware and software. For example, any component described herein may physically include an arrangement of one or more of the processors 299 (e.g., a subset of or among the processors 299) configured to perform the operations described herein for that component. As another example, any component described herein may include software, hardware, or both, that configure an arrangement of one or more of the processors 299 to perform the operations described herein for that component. Accordingly, different components described herein may include and configure different arrangements of the processors 299 at different points in time or a single arrangement of the processors 299 at different points in time. Each component (e.g., module) described herein is an example of a means for performing the operations described herein for that component. Moreover, any two or more components described herein may be combined into a single component, and the functions described herein for a single component may be subdivided among multiple components. Furthermore, according to various example embodiments, components described herein as being implemented within a single system or machine (e.g., a single device) may be distributed across multiple systems or machines (e.g., multiple devices).

FIG. 3 is a block diagram illustrating components of the database 115, according to some example embodiments. The database 115 is shown as storing object data 300 of an AR object. The object data 300 corresponds to the AR object,

6

defines the AR object, and specifies how the AR object is to be presented (e.g., visually, acoustically, or both) in an AR environment. Accordingly, one or more portions of the object data 300 may be considered as metadata of the AR object to which the object data 300 corresponds.

As shown in FIG. 3, the object data 300 specifies (e.g., by inclusion or by reference) one or more of various characteristics or other descriptors of the AR object. For example, the object data 300 is shown as specifying (e.g., by inclusion) a physical geolocation 310 of the AR object in the real world. In some example embodiments, the physical geolocation 310 is specified by global geolocation coordinates relative to the earth (e.g., a triplet of latitude, longitude, and altitude). In other example embodiments, the physical geolocation 310 is specified by relative geolocation coordinates relative to a room, a building, a landmark, or other suitable frame of reference. In some example embodiments, the physical geolocation 310 is treated as a type of presentation attribute for presenting the AR object.

The object data 300 may specify physical dimensions 312 of the AR object in the real world. The physical dimensions 312 may fully or partially define the size of the AR object, the shape of the AR object, the orientation of the AR object, or any suitable combination thereof. For example, the physical dimensions 312 may specify one or more linear dimensions (e.g., length, width, and height) of the AR object. In some example embodiments, the physical dimensions 312 are treated as presentation attributes for presenting the AR object.

The object data 300 may specify one or more presentation attributes 320 and 322 (e.g., additional presentation attributes beyond the physical geolocation 310 and the physical dimensions 312) of the AR object. A presentation attribute specifies how the AR object is to be presented (e.g., visually, acoustically, haptically, or any suitable combination thereof). Examples of a presentation attribute include a color of the AR object, a color pattern (e.g., chroma texture map) applied to the AR object, a brightness of the AR object, a brightness pattern (e.g., a luma texture map) applied to the AR object, a flash indicator of the AR object (e.g., to indicate whether the AR object should be displayed in a flashing state), a movement indicator of the AR object (e.g., to indicate whether the AR object should be displayed in a vertically bouncing state, horizontally jiggling state, or both), an audio file of the AR object (e.g., to be played when one or more users is physically within a threshold distance of the physical geolocation 310 of the AR object), an audio volume of the AR object (e.g., to provide a basis for audio playback of the audio file of the AR object), or any suitable combination thereof.

The object data 300 may specify one or more pairs of conditional modification programs of the AR object, each with one or more corresponding trigger conditions for execution of that conditional modification program. FIG. 3 illustrates a conditional modification program 330 paired with a corresponding trigger condition 332, as well as another conditional modification program 340 paired with a corresponding trigger condition 342. Accordingly, if the trigger condition detector 220 (e.g., in the server machine 110) detects fulfillment of the trigger condition 332, the corresponding conditional modification program 330 is executed (e.g., by the object modifier 230 in the server machine 110). Similarly, if the trigger condition detector 220 detects fulfillment of the trigger condition 342, the corresponding conditional modification program 340 is executed.

According to some example embodiments, the object data 300 specifies a total interaction count 350, which may

quantify (e.g., by enumerating) a total number of discrete user interactions experienced by the AR object. The total interaction count **350** may be paired with one or more corresponding demographic interaction counts. FIG. 3 illustrates the total interaction count **350** paired with a single corresponding demographic interaction count **352**, though additional corresponding demographic interaction counts may also be included in the object data **300** and associated with (e.g., linked, mapped, or otherwise assigned to) the total interaction count **350**. The demographic interaction count **352** may quantify a total number of discrete user interactions experienced by the AR object with users from a particular demographic group (e.g., defined by age, gender, education, occupation, favorite ice cream flavor, any other demographic descriptor, or any suitable combination thereof).

According to certain example embodiments, the object data **300** specifies a total interaction time **360**, which may quantify (e.g., by valuing) a total amount of time during which the AR object experienced user interactions. The total interaction time **360** may be paired with one or more corresponding demographic interaction times. FIG. 3 illustrates the total interaction time **360** being paired with a single corresponding demographic interaction time **362**, though additional corresponding demographic interaction times may also be included in the object data **300** and associated with (e.g., linked, mapped, or otherwise assigned to) the total interaction time **360**. The demographic interaction time **362** may quantify a total amount of time during which the object experienced user interactions with users from a particular demographic group (e.g., defined by age, gender, education, occupation, favorite ice cream flavor, any other demographic descriptor, or any suitable combination thereof).

FIGS. 4-9 are flowcharts illustrating operations in performing a method **400** of conditionally modifying of an AR object, according to some example embodiments. For clarity and brevity, operations in the method **400** are presently described as being performed by the server machine **110**, using components (e.g., modules) described above with respect to FIG. 2, using one or more processors (e.g., microprocessors or other hardware processors), or using any suitable combination thereof. However, in various example embodiments, the method **400** may be performed by the device **130**, alone or in conjunction with one or more other machines (e.g., the server machine **110**, the database **115**, or the device **150**). As shown in FIG. 4, the method **400** includes operations **410**, **420**, **430**, and **440**.

In operation **410**, the client interface **210** provides the object data **300** to the device **130**. For example, the client interface **210** may retrieve the object data **300** from the database **115** and provide the object data **300** to the device **130** via the network **190**. As another example, the client interface **210** may command or otherwise cause the database **115** to provide the object data **300** to the device **130**. As noted above, the object data **300** corresponds to an AR object and specifies, for example, the physical geolocation **310**, the presentation attribute **320** (e.g., color or size), the conditional modification program **330**, and the corresponding trigger condition **332**. The object data **300** causes the device **130** to present (e.g., via a display screen or an AR headset) the AR object defined by the object data **300**. In accordance with the provided object data **300**, the device **130** presents the AR object at the physical geolocation **310** and with a first appearance (e.g., visual appearance, acoustic appearance, or both) specified by the object data **300** (e.g., specified by the presentation attribute **320**).

In operation **420**, the trigger condition detector **220** detects that the trigger condition **332** has been fulfilled. This may be performed by receiving an indicator or other signal from the client interface **210** (e.g., as a result of a status message being received by the client interface **210** via the network **190** from the device **130**). As noted above, the trigger condition **332** corresponds to the conditional modification program **330**, and the object data **300** of the AR object specifies that the trigger condition **332** is a trigger for executing the corresponding conditional modification program **330** to modify the AR object.

To illustrate an example, suppose that the trigger condition **332** for executing the conditional modification program **330** specifies reception of an indication that a portion of the AR object is being edited. In this situation, the detecting in operation **420** that the trigger condition **332** has been fulfilled may include receiving such an indication (e.g., from the device **130** via the network **190**) that a portion of the AR object is being edited.

To illustrate another example, suppose that the trigger condition **332** for executing the conditional modification program **330** specifies a threshold level (e.g., a reference threshold level) of ambient audio loudness. In such a situation, the detecting in operation **420** that the trigger condition **332** has been fulfilled may include receiving an indication that a microphone of the device **130** has detected an actual level of ambient audio loudness that transgresses (e.g., meets or exceeds) the threshold level of ambient audio loudness.

To illustrate a further example, suppose that the trigger condition **332** specifies a reference pattern of sounds (e.g., clapping or a song, such as “The Star-Spangled Banner”). In such a situation, the detecting in operation **420** that the trigger condition **332** has been fulfilled may include receiving an indication that the microphone of the device **130** has captured an actual pattern of sounds that matches the reference pattern of sounds.

In operation **430**, the object modifier **230** executes the conditional modification program **330** that corresponds to the trigger condition **332** that was detected to be fulfilled in operation **420**. This is performed in response to the detected fulfillment of the trigger condition **332**. Accordingly, the execution of the conditional modification program **330** modifies the object data **300** of the AR object and consequently modifies the AR object. For example, execution of the conditional modification program **330** may modify the object data **300** by modifying the presentation attribute **320** (e.g., color or size) within the object data **300**. The modification of the object data **300** may occur within the database **115**, within the server machine **110** (e.g., within a memory of the server machine **110**), or within any suitable combination thereof.

To illustrate an example, suppose that the trigger condition **332** for executing the conditional modification program **330** specifies reception of an indication that a portion of the AR object is being edited. In this situation, in response to a detection in operation **420** that the trigger condition **332** has been fulfilled, the executing of the conditional modification program **330** may add an AR cursor to the AR object in its second appearance, and the added AR cursor may indicate that the portion of the AR object is being edited. For example, the AR cursor may indicate a location of a non-committed edit to the AR object (e.g., an edit that is not yet saved or otherwise persistently incorporated into the object data **300** of the AR object).

In operation **440**, the client interface **210** provides at least the modified portion of the object data **300** to the device **130**.

For example, the entirety of the modified object data **300** may be communicated to the device **130** via the network **190**, or the modified presentation attribute **320** (e.g., size or color of the AR object) may be communicated to the device **130** via the network **190**. In some example embodiments, the modified object data **300** is stored in the database **115**, and the client interface **210** commands or otherwise causes the device **130** to retrieve at least the modified portion (e.g., the modified presentation attribute **320**) of the object data **300** via the network **190**. The modified object data **300** causes the device **130** to present (e.g., via a display screen or an AR headset) the AR object in modified form, as modified in accordance with a modified object data **300**. Thus, in accordance with the modified object data **300**, the device **130** presents the AR object with a second appearance specified by the modified object data **300** (e.g., specified by the modified presentation attribute **320**).

For example, the presentation attribute modified in operation **430** (e.g., presentation attribute **320** or physical dimensions **312**) may specify a physical dimension (e.g., length, width, height, depth, thickness, or any suitable combination thereof) of the AR object, and that physical dimension may fully or partially determine the real-world size of the AR object. Accordingly, the executing of the conditional modification program **330** in operation **430** may modify this physical dimension of the AR object and consequently alter the real-world size of the AR object, as presented with its second appearance.

As another example, the presentation attribute modified in operation **430** (e.g., presentation attribute **320**) may specify a color (e.g., hue, saturation, brightness, or any suitable combination thereof) of at least a portion of the AR object. Accordingly, the executing of the conditional modification program **330** in operation **430** may modify this color of the AR object and consequently alter the color of at least a portion of the AR object, as presented with its second appearance.

As a further example, the presentation attribute modified in operation **430** (e.g., presentation attribute **320** or physical geolocation **310**) may specify the physical geolocation of the AR object in the real world, and that physical geolocation may fully or partially determine the real-world geolocation of the AR object. Accordingly, the executing of the conditional modification program **330** in operation **430** may modify this real-world geolocation of the AR object and consequently alter where the AR object is presented relative to the real world, in accordance with its second appearance.

As shown in FIG. 5, in addition to any one or more of the operations previously described, the method **400** may include one or more of operations **510**, **512**, **520**, **530**, **532**, **534**, **540**, and **542**. According to some example embodiments, operations **510** and in **512** are performed prior to operation **420**, in which the trigger condition detector **220** detects fulfillment of the trigger condition **332**.

In operation **510**, the client interface **210** receives an indication that the device **130** submitted an edit to the AR object (e.g., an edit in the form of a newly added portion, removal of an existing portion, or modification to an existing portion of the AR object). For example, the client interface **210** may receive a request that an edit be performed on the AR object (e.g., stored in the object data **300** or otherwise persistently incorporated into the definition of the AR object), and such a request may be received by the network **190** from the device **130**. In some example embodiments, the received indication also refers to a user profile (e.g., stored by the device **130**, the server machine **110**, the database **115**, or any suitable combination thereof) that

describes the user **132** and indicates that the user **132** belongs to a particular demographic group (e.g., single women between ages 25 and 40 whose favorite ice cream flavor is chocolate).

In operation **512**, the client interface **210** increments an interaction count that corresponds to the AR object (e.g., the total interaction count **350**, the demographic interaction count **352**, or both), in response to the indication received in operation **510**. For example, the client interface **210** may increment the total interaction count **350** that corresponds to the AR object. As another example, if the received indication in operation **510** indicates that the user **132** is a member of a particular demographic group (e.g., single women between 25 and 40 whose favorite ice cream flavor is chocolate), the demographic interaction count for that particular demographic group (e.g., demographic interaction count **352**) may be incremented by the client interface **210**. In such a situation, the total interaction count **350** may also be incremented as well (e.g., to tally user interactions of multiple kinds, from multiple demographic groups, or both).

In example embodiments that include operation **512**, operation **520** may be performed as part (e.g., a precursor task, a subroutine, or a portion) of operation **420**, in which the trigger condition detector **220** detects fulfillment of the trigger condition **332**. In operation **520**, the trigger condition detector **220** performs a comparison of the interaction count (e.g., the total interaction count **350** or the demographic interaction count **352**) incremented in operation **512** to a corresponding threshold interaction count (e.g., a predetermined total interaction count or a predetermined demographic interaction count, either of which may be a maximum interaction count or a minimum interaction count).

Accordingly, the detection of the fulfillment of the trigger condition **332** in operation **420** may be based on the comparison performed in operation **520**. For example, if the total interaction count **350** was incremented in operation **512**, the trigger condition detector **220** may compare the total interaction count **350** to a reference total interaction count (e.g., a maximum interaction count of all types and from all users). As another example, if the demographic interaction count **352** was incremented in operation **512**, the trigger condition detector **220** may compare the demographic interaction count **352** to a reference demographic interaction count (e.g., a maximum interaction count or a minimum interaction count for that demographic group).

As shown in FIG. 5, one or more of operations **530**, **532**, and **534** may be performed as part of operation **430**, in which the object modifier **230** executes the conditional modification program **330** to modify the object data **300** of the AR object. In operation **530**, the object modifier **230** modifies a physical dimension (e.g., as specified by the presentation attribute **320** or the physical dimensions **312**) of the AR object by executing the conditional modification program **330**. As noted above, this may have the effect of altering the real-world size of the AR object, as presented with its second appearance.

In operation **532**, the object modifier **230** modifies the physical geolocation (e.g., specified by the presentation attribute **320** or the physical geolocation **310**) of the AR object by executing the conditional modification program **330**. As noted above, this may have the effect of altering where the AR object is presented relative to the real world, according to its second appearance.

In operation **534**, the object modifier **230** modifies a presentation attribute (e.g., specified by the presentation attribute **320**, which may, for example, specify color) of the AR object by executing the conditional modification pro-

gram 330. As noted above, this may have the effect of altering the appearance of the AR object from its first appearance to its second appearance.

As shown in FIG. 5, one or more of operations 540 and 542 may be performed after operation 430, in which the object modifier 230 executes the conditional modification program 330 to modify the object data 300 of the AR object. In operation 540, the client interface 210 generates a geographical map (e.g., a map that illustrates roads and landmarks within a geographical area, such as a city). The geographical map includes a depiction or other representation (e.g., symbolic representation) of the AR object and indicates the physical geolocation 310 of the AR object. In addition, the depiction or other representation may have a color that indicates a frequency (e.g., averaging five times a day, twice a week, or once a month) or range of frequencies at which the AR object is edited (e.g., by user interactions). For example, a gray depiction may indicate that the AR object is edited by users less than once a week, while a blue depiction may indicate that the AR object is edited by users more than once a week.

In operation 542, the client interface 210 provides the geographical map generated in operation 540 to one or more devices. For example, the geographical map may be provided to the device 150 (e.g., as a guide for the user 152 to locate the AR object for further interaction, such as editing). Accordingly, the color of the depiction of the AR object within the provided geographical map can notify the user 152 of how often the AR object is edited.

As shown in FIG. 6, in addition to any one or more of the operations previously described, the method 400 may include one or more of operations 610, 612, and 620. According to some example embodiments, operation 610 and 612 are performed prior to operation 420, in which the trigger condition detector 220 detects fulfillment of the trigger condition 332.

In operation 610, the client interface 210 receives an indication that the device 130 has been editing the AR object or has edited the AR object for a period of time (e.g., a period of time during which the AR object has been kept in an editing state or other edit-accepting state). For example, the client interface 210 may receive a request that the AR object be unlocked for editing (e.g., with write-permissions for the object data 300 that defines the AR object), and such a request may be received by the network 190 from the device 130. In some example embodiments, the received indication also refers to a user profile (e.g., stored by the device 130, the server machine 110, the database 115, or any suitable combination thereof) that describes the user 132 and indicates that the user 132 belongs to a particular demographic group (e.g., married men between ages 40 and 55 whose favorite ice cream flavor is vanilla).

In operation 612, the client interface 210 updates an interaction time that corresponds to the AR object (e.g., the total interaction time 360, the demographic interaction time 362, or both), in response to the indication received in operation 610. For example, the client interface 210 may update the total interaction time 360 that corresponds to the AR object. As another example, if the received indication in operation 610 indicates that the user 132 is a member of a particular demographic group (e.g., married men between 40 and 55 whose favorite ice cream flavor is vanilla), the demographic interaction time for that particular demographic group (e.g., demographic interaction time 362) may be updated by the client interface 210. In such a situation, the total interaction time 360 may also be incremented as

well (e.g., to track cumulative user interaction times from multiple demographic groups).

In example embodiments that include operation 612, operation 620 may be performed as part of operation 420, in which the trigger condition detector 220 detects fulfillment of the trigger condition 332. In operation 620, the trigger condition detector 220 performs a comparison of the interaction time (e.g., the total interaction time 360 or the demographic interaction time 362) updated in operation 512 to a corresponding threshold interaction time (e.g., a predetermined total interaction time or a predetermined demographic interaction time, either of which may be a maximum interaction time or a minimum interaction time).

Accordingly, the detection of the fulfillment of the trigger condition 332 in operation 420 may be based on the comparison performed in operation 620. For example, if the total interaction time 360 was updated in operation 612, the trigger condition detector 220 may compare the total interaction time 360 to a reference total interaction time (e.g., a maximum interaction time for all users). As another example, if the demographic interaction time 362 was updated in operation 612, the trigger condition detector 220 may compare the demographic interaction time 362 to a reference demographic interaction time (e.g., a maximum interaction time or a minimum interaction time for that demographic group).

As shown in FIG. 7, in addition to any one or more of the operations previously described, the method 400 may include one or more of operations 710, 512, and 520, the latter two of which have been previously described. According to some example embodiments, operations 710 and 512 are performed prior to operation 420, in which the trigger condition detector 220 detects fulfillment of the trigger condition 332.

In operation 710, the client interface 210 receives an indication that the device 130 has intersected the AR object (e.g., an indication that the geolocation of the device 130 has coincided with the physical geolocation 310 of the AR object or has been encompassed by an outer surface of the AR object, as defined by the physical dimensions 312 of the AR object). For example, the client interface 210 may receive such an indication in the form of geolocation data of the device 130, which geolocation data may be received by the network 190 from the device 130. In some example embodiments, the received indication also refers to a user profile (e.g., stored by the device 130, the server machine 110, the database 115, or any suitable combination thereof) that describes the user 132 and indicates that the user 132 belongs to a particular demographic group (e.g., married women between ages 55 and 70 whose favorite ice cream flavor is coffee).

As noted above, in operation 512, the client interface 210 increments an interaction count that corresponds to the AR object (e.g., the total interaction count 350, the demographic interaction count 352, or both). This may be performed in response to the indication received in operation 710. For example, the client interface 210 may increment the total interaction count 350 that corresponds to the AR object. As another example, if the received indication in operation 710 indicates that the user 132 is a member of a particular demographic group (e.g., married women between 55 and 70 whose favorite ice cream flavor is coffee), the demographic interaction count for that particular demographic group (e.g., demographic interaction count 352) may be incremented by the client interface 210. In such a situation, the total interaction count 350 may also be incremented as

well (e.g., to tally user interactions of multiple kinds, from multiple demographic groups, or both).

As noted above, in example embodiments that include operation 512, operation 520 may be performed as part (e.g., a precursor task, a subroutine, or a portion) of operation 420, in which the trigger condition detector 220 detects fulfillment of the trigger condition 332. In operation 520, the trigger condition detector 220 performs a comparison of the interaction count (e.g., the total interaction count 350 or the demographic interaction count 352) incremented in operation 512 to a corresponding threshold interaction count (e.g., a predetermined total interaction count or a predetermined demographic interaction count, either of which may be a maximum interaction count or a minimum interaction count).

Accordingly, the detection of the fulfillment of the trigger condition 332 in operation 420 may be based on the comparison performed in operation 520. For example, if the total interaction count 350 was incremented in operation 512, the trigger condition detector 220 may compare the total interaction count 350 to a reference total interaction count (e.g., a maximum interaction count of all types and from all users). As another example, if the demographic interaction count 352 was incremented in operation 512, the trigger condition detector 220 may compare the demographic interaction count 352 to a reference demographic interaction count (e.g., a maximum interaction count or a minimum interaction count for that demographic group).

As shown in FIG. 8, in addition to any one or more of the operations previously described, the method 400 may include one or more of operations 810, 612, and 620, the latter two of which have been previously described. According to some example embodiments, operation 810 and 612 are performed prior to operation 420, in which the trigger condition detector 220 detects fulfillment of the trigger condition 332.

In operation 810, the client interface 210 receives an indication that the device 130 has been intersecting the AR object or has intersected the AR object for a period of time (e.g., a period of time during which the geolocation of the device 130 has coincided with the physical geolocation 310 of the AR object or has been encompassed by an outer surface of the AR object, as defined by the physical dimensions 312 of the AR object). For example, the client interface 210 may receive a status message indicating a running tally of intersection time, and such a status message may be received by the network 190 from the device 130. In some example embodiments, the received indication also refers to a user profile (e.g., stored by the device 130, the server machine 110, the database 115, or any suitable combination thereof) that describes the user 132 and indicates that the user 132 belongs to a particular demographic group (e.g., married men between ages 40 and 55 whose favorite ice cream flavor is vanilla).

As noted above, in operation 612, the client interface 210 updates an interaction time that corresponds to the AR object (e.g., the total interaction time 360, the demographic interaction time 362, or both). This may be performed in response to the indication received in operation 810. For example, the client interface 210 may update the total interaction time 360 that corresponds to the AR object. As another example, if the received indication in operation 810 indicates that the user 132 is a member of a particular demographic group (e.g., married women between 55 and 70 whose favorite ice cream flavor is coffee), the demographic interaction time for that particular demographic group (e.g., demographic interaction time 362) may be

updated by the client interface 210. In such a situation, the total interaction time 360 may also be incremented as well (e.g., to track cumulative user interaction times from multiple demographic groups).

As noted above, in example embodiments that include operation 612, operation 620 may be performed as part of operation 420, in which the trigger condition detector 220 detects fulfillment of the trigger condition 332. In operation 620, the trigger condition detector 220 performs a comparison of the interaction time (e.g., the total interaction time 360 or the demographic interaction time 362) updated in operation 512 to a corresponding threshold interaction time (e.g., a predetermined total interaction time or a predetermined demographic interaction time, either of which may be a maximum interaction time or a minimum interaction time).

Accordingly, the detection of the fulfillment of the trigger condition 332 in operation 420 may be based on the comparison performed in operation 620. For example, if the total interaction time 360 was updated in operation 612, the trigger condition detector 220 may compare the total interaction time 360 to a reference total interaction time (e.g., a maximum interaction time for all users). As another example, if the demographic interaction time 362 was updated in operation 612, the trigger condition detector 220 may compare the demographic interaction time 362 to a reference demographic interaction time (e.g., a maximum interaction time or a minimum interaction time for that demographic group).

As shown in FIG. 9, in addition to any one or more of the operations previously described, the method 400 may include one or more of operations 900, 902, and 920. FIG. 9 illustrates operations 900 and 902 being performed prior to operation 410, in which the client interface 210 provides the object data 300 of the AR object to the device 130.

In operation 900, the client interface 210 receives a user submission that includes or otherwise identifies (e.g., by reference) the conditional modification program 330. That is, the conditional modification program 330 may be user-submitted (e.g., by the user 132 or by the user 152). Thus, the client interface 210 may receive the user submission (e.g., within a request or other message) via the network 190 from the device 130 or from the device 150. The user submission may also include the corresponding trigger condition 332 for execution of the conditional modification program 330. In some example embodiments, the user submission further includes a corresponding value accorded to the conditional modification program 330 (e.g., a value that indicates a bid or fee paid for incorporating the submitted conditional modification program 330 into the object data 300 of the AR object).

In operation 902, the client interface 210 determines a period of time during which the submitted conditional modification program 330 is to be specified (e.g., by inclusion or by reference) by the object data 300 that defines the AR object. In some example embodiments, this may be performed based on (e.g., in response to) the value accorded to the conditional modification program 330. For example, the user 152 may have paid a fee to have the submitted conditional modification program 330 temporarily incorporated into the object data 300 of the AR object, and this fee may be reflected in the submission received in operation 900. Accordingly, the client interface 210 may determine (e.g., via a lookup table stored by the database 115) a time period that corresponds to the amount of the fee paid, such that the client interface 210 can add the conditional modification program 330 and its trigger condition 332 to the object data 300 during the time period, and then remove the

conditional modification program **330** and its trigger condition **332** from the object data **300** after expiration of the time period.

In example embodiments that include operation **902**, operation **920** may be performed as part of operation **420**, in which the trigger condition detector **220** to detect fulfillment of the trigger condition **332**. In operation **920**, the trigger condition detector **220** detects the fulfillment of the trigger condition **332** during the period of time that was determined in operation **902** for the corresponding conditional modification program **330**.

According to various example embodiments, one or more of the methodologies described herein may facilitate conditional modification of an AR object. Moreover, one or more of the methodologies described herein may facilitate dynamic behavior of the AR object in response to one or more of various user interactions, cumulative user interactions, or both. In addition, one or more of the methodologies described herein are operable to improve the variety of interactive experiences provided by an AR object, including support of user-submitted conditional modification programs and corresponding trigger conditions. Hence, one or more of the methodologies described herein may facilitate provision of crowd-sourced creative experiences with one or more AR objects, as well as regularly refreshed or updated AR content that is more resistant to loss of user interest or user engagement, compared to capabilities of pre-existing systems and methods.

When these effects are considered in aggregate, one or more of the methodologies described herein may obviate a need for certain efforts or resources that otherwise would be involved in conditional modification of an AR object. Efforts expended by a user in configuring sophisticated conditional modifications to an AR object may be reduced by use of (e.g., reliance upon) a special-purpose machine that implements one or more of the methodologies described herein. Computing resources used by one or more systems or machines (e.g., within the network environment **100**) may similarly be reduced (e.g., compared to systems or machines that lack the structures discussed herein or are otherwise unable to perform the functions discussed herein). Examples of such computing resources include processor cycles, network traffic, computational capacity, main memory usage, graphics rendering capacity, graphics memory usage, data storage capacity, power consumption, and cooling capacity.

FIG. **10** is a block diagram illustrating components of a machine **1000**, according to some example embodiments, able to read instructions **1024** from a machine-readable medium **1022** (e.g., a non-transitory machine-readable medium, a machine-readable storage medium, a computer-readable storage medium, or any suitable combination thereof) and perform any one or more of the methodologies discussed herein, in whole or in part. Specifically, FIG. **10** shows the machine **1000** in the example form of a computer system (e.g., a computer) within which the instructions **1024** (e.g., software, a program, an application, an applet, an app, or other executable code) for causing the machine **1000** to perform any one or more of the methodologies discussed herein may be executed, in whole or in part.

In alternative embodiments, the machine **1000** operates as a standalone device or may be communicatively coupled (e.g., networked) to other machines. In a networked deployment, the machine **1000** may operate in the capacity of a server machine or a client machine in a server-client network environment, or as a peer machine in a distributed (e.g., peer-to-peer) network environment. The machine **1000** may be a server computer, a client computer, a personal computer

(PC), a tablet computer, a laptop computer, a netbook, a cellular telephone, a smart phone, a set-top box (STB), a personal digital assistant (PDA), a web appliance, a network router, a network switch, a network bridge, or any machine capable of executing the instructions **1024**, sequentially or otherwise, that specify actions to be taken by that machine. Further, while only a single machine is illustrated, the term “machine” shall also be taken to include any collection of machines that individually or jointly execute the instructions **1024** to perform all or part of any one or more of the methodologies discussed herein.

The machine **1000** includes a processor **1002** (e.g., one or more central processing units (CPUs), one or more graphics processing units (GPUs), one or more digital signal processors (DSPs), one or more application specific integrated circuits (ASICs), one or more radio-frequency integrated circuits (RFICs), or any suitable combination thereof), a main memory **1004**, and a static memory **1006**, which are configured to communicate with each other via a bus **1008**. The processor **1002** contains solid-state digital microcircuits (e.g., electronic, optical, or both) that are configurable, temporarily or permanently, by some or all of the instructions **1024** such that the processor **1002** is configurable to perform any one or more of the methodologies described herein, in whole or in part. For example, a set of one or more microcircuits of the processor **1002** may be configurable to execute one or more modules (e.g., software modules) described herein. In some example embodiments, the processor **1002** is a multicore CPU (e.g., a dual-core CPU, a quad-core CPU, an 8-core CPU, or a 128-core CPU) within which each of multiple cores behaves as a separate processor that is able to perform any one or more of the methodologies discussed herein, in whole or in part. Although the beneficial effects described herein may be provided by the machine **1000** with at least the processor **1002**, these same beneficial effects may be provided by a different kind of machine that contains no processors (e.g., a purely mechanical system, a purely hydraulic system, or a hybrid mechanical-hydraulic system), if such a processor-less machine is configured to perform one or more of the methodologies described herein.

The machine **1000** may further include a graphics display **1010** (e.g., a plasma display panel (PDP), a light emitting diode (LED) display, a liquid crystal display (LCD), a projector, a cathode ray tube (CRT), or any other display capable of displaying graphics or video). The machine **1000** may also include an alphanumeric input device **1012** (e.g., a keyboard or keypad), a pointer input device **1014** (e.g., a mouse, a touchpad, a touchscreen, a trackball, a joystick, a stylus, a motion sensor, an eye tracking device, a data glove, or other pointing instrument), a data storage **1016**, an audio generation device **1018** (e.g., a sound card, an amplifier, a speaker, a headphone jack, or any suitable combination thereof), and a network interface device **1020**.

The data storage **1016** (e.g., a data storage device) includes the machine-readable medium **1022** (e.g., a tangible and non-transitory machine-readable storage medium) on which are stored the instructions **1024** embodying any one or more of the methodologies or functions described herein. The instructions **1024** may also reside, completely or at least partially, within the main memory **1004**, within the static memory **1006**, within the processor **1002** (e.g., within the processor’s cache memory), or any suitable combination thereof, before or during execution thereof by the machine **1000**. Accordingly, the main memory **1004**, the static memory **1006**, and the processor **1002** may be considered machine-readable media (e.g., tangible and non-transitory machine-readable media). The instructions **1024** may be

transmitted or received over the network **190** via the network interface device **1020**. For example, the network interface device **1020** may communicate the instructions **1024** using any one or more transfer protocols (e.g., hypertext transfer protocol (HTTP)).

In some example embodiments, the machine **1000** may be a portable computing device (e.g., a smart phone, a tablet computer, or a wearable device) and may have one or more additional input components **1030** (e.g., sensors or gauges). Examples of such input components **1030** include an image input component (e.g., one or more cameras), an audio input component (e.g., one or more microphones), a direction input component (e.g., a compass), a location input component (e.g., a global positioning system (GPS) receiver), an orientation component (e.g., a gyroscope), a motion detection component (e.g., one or more accelerometers), an altitude detection component (e.g., an altimeter), a temperature input component (e.g., a thermometer), and a gas detection component (e.g., a gas sensor). Input data gathered by any one or more of these input components **1030** may be accessible and available for use by any of the modules described herein (e.g., with suitable privacy notifications and protections, such as opt-in consent or opt-out consent, implemented in accordance with user preference, applicable regulations, or any suitable combination thereof).

As used herein, the term “memory” refers to a machine-readable medium able to store data temporarily or permanently and may be taken to include, but not be limited to, random-access memory (RAM), read-only memory (ROM), buffer memory, flash memory, and cache memory. While the machine-readable medium **1022** is shown in an example embodiment to be a single medium, the term “machine-readable medium” should be taken to include a single medium or multiple media (e.g., a centralized or distributed database, or associated caches and servers) able to store instructions. The term “machine-readable medium” shall also be taken to include any medium, or combination of multiple media, that is capable of carrying (e.g., storing or communicating) the instructions **1024** for execution by the machine **1000**, such that the instructions **1024**, when executed by one or more processors of the machine **1000** (e.g., processor **1002**), cause the machine **1000** to perform any one or more of the methodologies described herein, in whole or in part. Accordingly, a “machine-readable medium” refers to a single storage apparatus or device, as well as cloud-based storage systems or storage networks that include multiple storage apparatus or devices. The term “machine-readable medium” shall accordingly be taken to include, but not be limited to, one or more tangible and non-transitory data repositories (e.g., data volumes) in the example form of a solid-state memory chip, an optical disc, a magnetic disc, or any suitable combination thereof.

A “non-transitory” machine-readable medium, as used herein, specifically excludes propagating signals per se. According to various example embodiments, the instructions **1024** for execution by the machine **1000** can be communicated via a carrier medium (e.g., a machine-readable carrier medium). Examples of such a carrier medium include a non-transient carrier medium (e.g., a non-transitory machine-readable storage medium, such as a solid-state memory that is physically movable from one place to another place) and a transient carrier medium (e.g., a carrier wave or other propagating signal that communicates the instructions **1024**).

Certain example embodiments are described herein as including modules. Modules may constitute software modules (e.g., code stored or otherwise embodied in a machine-

readable medium or in a transmission medium), hardware modules, or any suitable combination thereof. A “hardware module” is a tangible (e.g., non-transitory) physical component (e.g., a set of one or more processors) capable of performing certain operations and may be configured or arranged in a certain physical manner. In various example embodiments, one or more computer systems or one or more hardware modules thereof may be configured by software (e.g., an application or portion thereof) as a hardware module that operates to perform operations described herein for that module.

In some example embodiments, a hardware module may be implemented mechanically, electronically, hydraulically, or any suitable combination thereof. For example, a hardware module may include dedicated circuitry or logic that is permanently configured to perform certain operations. A hardware module may be or include a special-purpose processor, such as a field programmable gate array (FPGA) or an ASIC. A hardware module may also include programmable logic or circuitry that is temporarily configured by software to perform certain operations. As an example, a hardware module may include software encompassed within a CPU or other programmable processor. It will be appreciated that the decision to implement a hardware module mechanically, hydraulically, in dedicated and permanently configured circuitry, or in temporarily configured circuitry (e.g., configured by software) may be driven by cost and time considerations.

Accordingly, the phrase “hardware module” should be understood to encompass a tangible entity that may be physically constructed, permanently configured (e.g., hardwired), or temporarily configured (e.g., programmed) to operate in a certain manner or to perform certain operations described herein. Furthermore, as used herein, the phrase “hardware-implemented module” refers to a hardware module. Considering example embodiments in which hardware modules are temporarily configured (e.g., programmed), each of the hardware modules need not be configured or instantiated at any one instance in time. For example, where a hardware module includes a CPU configured by software to become a special-purpose processor, the CPU may be configured as respectively different special-purpose processors (e.g., each included in a different hardware module) at different times. Software (e.g., a software module) may accordingly configure one or more processors, for example, to become or otherwise constitute a particular hardware module at one instance of time and to become or otherwise constitute a different hardware module at a different instance of time.

Hardware modules can provide information to, and receive information from, other hardware modules. Accordingly, the described hardware modules may be regarded as being communicatively coupled. Where multiple hardware modules exist contemporaneously, communications may be achieved through signal transmission (e.g., over circuits and buses) between or among two or more of the hardware modules. In embodiments in which multiple hardware modules are configured or instantiated at different times, communications between such hardware modules may be achieved, for example, through the storage and retrieval of information in memory structures to which the multiple hardware modules have access. For example, one hardware module may perform an operation and store the output of that operation in a memory (e.g., a memory device) to which it is communicatively coupled. A further hardware module may then, at a later time, access the memory to retrieve and process the stored output. Hardware modules may also

initiate communications with input or output devices, and can operate on a resource (e.g., a collection of information from a computing resource).

The various operations of example methods described herein may be performed, at least partially, by one or more processors that are temporarily configured (e.g., by software) or permanently configured to perform the relevant operations. Whether temporarily or permanently configured, such processors may constitute processor-implemented modules that operate to perform one or more operations or functions described herein. As used herein, “processor-implemented module” refers to a hardware module in which the hardware includes one or more processors. Accordingly, the operations described herein may be at least partially processor-implemented, hardware-implemented, or both, since a processor is an example of hardware, and at least some operations within any one or more of the methods discussed herein may be performed by one or more processor-implemented modules, hardware-implemented modules, or any suitable combination thereof.

Moreover, such one or more processors may perform operations in a “cloud computing” environment or as a service (e.g., within a “software as a service” (SaaS) implementation). For example, at least some operations within any one or more of the methods discussed herein may be performed by a group of computers (e.g., as examples of machines that include processors), with these operations being accessible via a network (e.g., the Internet) and via one or more appropriate interfaces (e.g., an application program interface (API)). The performance of certain operations may be distributed among the one or more processors, whether residing only within a single machine or deployed across a number of machines. In some example embodiments, the one or more processors or hardware modules (e.g., processor-implemented modules) may be located in a single geographic location (e.g., within a home environment, an office environment, or a server farm). In other example embodiments, the one or more processors or hardware modules may be distributed across a number of geographic locations.

FIG. 11 and FIG. 12 are diagrams illustrating screenshots of an AR object 1112 before and after conditional modification of the AR object 1112, according to some example embodiments. As shown in FIG. 11, the device 130 is being used by the user 132 in a real-world scene 1100 and a camera of the device 130 is capturing a view of the real world scene 1100. In addition, a display screen of the device 130 depicts an AR scene 1110 that combines the real world scene 1100 with the AR object 1112. Specifically, the AR object 1112 is depicted with a pre-modification (e.g., first) appearance (e.g., a miniature hippopotamus), in accordance with its defining object data (e.g., object data 300) prior to the modification process described above.

As shown in FIG. 12, the display screen of the device 130 continues to detect the AR scene 1110, and the AR scene 1110 continues to combine the real world scene 1100 with the AR object 1112. However, the AR object 1112 is now depicted with a post-modification (e.g., second) appearance (e.g., a miniature hippopotamus with elephant ears and elephant tusks) in accordance with its defining object data (e.g., object data 300) after the modification process described above.

Throughout this specification, plural instances may implement components, operations, or structures described as a single instance. Although individual operations of one or more methods are illustrated and described as separate operations, one or more of the individual operations may be

performed concurrently, and nothing requires that the operations be performed in the order illustrated. Structures and their functionality presented as separate components and functions in example configurations may be implemented as a combined structure or component with combined functions. Similarly, structures and functionality presented as a single component may be implemented as separate components and functions. These and other variations, modifications, additions, and improvements fall within the scope of the subject matter herein.

Some portions of the subject matter discussed herein may be presented in terms of algorithms or symbolic representations of operations on data stored as bits or binary digital signals within a memory (e.g., a computer memory or other machine memory). Such algorithms or symbolic representations are examples of techniques used by those of ordinary skill in the data processing arts to convey the substance of their work to others skilled in the art. As used herein, an “algorithm” is a self-consistent sequence of operations or similar processing leading to a desired result. In this context, algorithms and operations involve physical manipulation of physical quantities. Typically, but not necessarily, such quantities may take the form of electrical, magnetic, or optical signals capable of being stored, accessed, transferred, combined, compared, or otherwise manipulated by a machine. It is convenient at times, principally for reasons of common usage, to refer to such signals using words such as “data,” “content,” “bits,” “values,” “elements,” “symbols,” “characters,” “terms,” “numbers,” “numerals,” or the like. These words, however, are merely convenient labels and are to be associated with appropriate physical quantities.

Unless specifically stated otherwise, discussions herein using words such as “accessing,” “processing,” “detecting,” “computing,” “calculating,” “determining,” “generating,” “presenting,” “displaying,” or the like refer to actions or processes performable by a machine (e.g., a computer) that manipulates or transforms data represented as physical (e.g., electronic, magnetic, or optical) quantities within one or more memories (e.g., volatile memory, non-volatile memory, or any suitable combination thereof), registers, or other machine components that receive, store, transmit, or display information. Furthermore, unless specifically stated otherwise, the terms “a” or “an” are herein used, as is common in patent documents, to include one or more than one instance. Finally, as used herein, the conjunction “or” refers to a non-exclusive “or,” unless specifically stated otherwise.

The following enumerated descriptions describe various examples of methods, machine-readable media, and systems (e.g., machines, devices, or other apparatus) discussed herein.

A first example provides a method comprising: providing, to a user device and by one or more processors of a machine, object data that defines an augmented reality (AR) object, the object data of the AR object specifying a physical geolocation of the AR object, a presentation attribute of the AR object, a conditional modification program of the AR object, and a trigger condition for execution of the conditional modification program, the provided object data causing the user device to present the AR object with a first appearance and located at the physical geolocation; detecting, by one or more processors of the machine, fulfillment of the trigger condition specified by the object data for execution of the conditional modification program of the AR object; based on the detected fulfillment of the trigger condition and by one or more processors of the machine, executing the

conditional modification program of the AR object, the executing of the conditional modification program modifying the object data of the AR object by modifying the presentation attribute of the AR object; and providing, to the user device and by one or more processors of the machine, the modified object data of the AR object, the modified object data causing the user device to present the AR object with a second appearance based on the modified presentation attribute of the AR object.

A second example provides a method according to the first example, wherein:

the presentation attribute of the AR object specifies a physical dimension of the AR object; and

the executing of the conditional modification program modifies the physical dimension of the AR object, the second appearance of the AR object differing in size from the first appearance of the AR object.

A third example provides a method according to the first example or the second example, wherein:

the presentation attribute of the AR object specifies a color of at least a portion of the AR object; and

the executing of the conditional modification program modifies a color of the portion of the AR object, the second appearance of the AR object at least partially differing in color from the first appearance of the AR object.

A fourth example provides a method according to any of the first through third examples, wherein:

the presentation attribute of the AR object specifies the physical geolocation of the AR object; and

the executing of the conditional modification program modifies the physical geolocation of the AR object, the second appearance of the AR object differing in physical geolocation from the first appearance of the AR object.

A fifth example provides a method according to any of the first through fourth examples, further comprising:

receiving an indication that the user device submitted an edit to the AR object; and

in response to the received indication, incrementing an interaction count that corresponds to the AR object; and wherein:

the detecting of the fulfillment of the trigger condition is based on a comparison of the incremented interaction count to a threshold interaction count.

A sixth example provides a method according to any of the first through fifth examples, further comprising:

receiving an indication that the user device edited the AR object for a period of time; and

in response to the received indication, updating a total interaction time that corresponds to the AR object based on the period of time; and wherein:

the detecting of the fulfillment of the trigger condition is based on a comparison of the updated total interaction time to a threshold total interaction time.

A seventh example provides a method according to any of the first through sixth examples, further comprising:

receiving an indication that a device geolocation of the user device intersected the AR object; and

in response to the received indication, incrementing an interaction count that corresponds to the AR object; and wherein:

the detecting of the fulfillment of the trigger condition is based on a comparison of the incremented interaction count to a threshold interaction count.

An eighth example provides a method according to any of the first through seventh examples, further comprising:

receiving an indication that the user device edited the AR object and corresponds to a user profile that specifies a demographic descriptor of a user of the user device; and in response to the received indication, incrementing an interaction count that corresponds to the AR object and corresponds to the demographic descriptor; and wherein: the detecting of the fulfillment of the trigger condition is based on a comparison of the incremented interaction count to a threshold interaction count.

A ninth example provides a method according to any of the first through eighth examples, further comprising:

receiving an indication that the user device edited the AR object; and

in response to the received indication, incrementing an interaction count that corresponds to the AR object; and generating a geographical map that includes a depiction of the edited AR object, the depiction having a color that indicates a frequency at which the AR object is edited.

A tenth example provides a method according to the ninth example, wherein:

the user device is a first user device; and

the method further comprises:

providing the generated geographical map to a second user device, the provided geographical map including the depiction whose color indicates the frequency at which the AR object is edited.

An eleventh example provides a method according to any of the first through tenth examples, further comprising:

receiving a user submission that includes the conditional modification program, the trigger condition for execution of the conditional modification program, and a corresponding value accorded to the conditional modification program; and based on the value accorded to the conditional modification program, determining a period of time during which the conditional modification program is to be specified by the object data that defines the AR object; and wherein: the detecting of the fulfillment of the trigger condition occurs within the determined period of time.

A twelfth example provides a method according to any of the first through eleventh examples, wherein:

the trigger condition for executing the conditional modification program specifies a threshold level of ambient audio loudness; and

the detecting of the fulfillment of the trigger condition includes receiving an indication that a microphone of the user device detected an actual level of ambient audio loudness that transgresses the threshold level of ambient audio loudness.

A thirteenth example provides a method according to any of the first through twelfth examples, wherein:

the trigger condition for executing the conditional modification program specifies a reference pattern of sounds; and the detecting of the fulfillment of the trigger condition

includes receiving an indication that a microphone of the user device captured the reference pattern of sounds.

A fourteenth example provides a method according to any of the first through thirteenth examples, further comprising:

receiving an indication that the user device is editing the AR object; and wherein:

the detecting of the fulfillment of the trigger condition is based on the received indication that the user device is editing the AR object; and

the executing of the conditional modification program adds an AR cursor to the second appearance of AR object, the added AR cursor indicating a location of a non-committed edit to the AR object.

A fifteenth example provides a machine-readable medium (e.g., a non-transitory machine-readable storage medium) comprising instructions that, when executed by one or more processors of a machine, cause the machine to perform operations comprising:

providing, to a user device, object data that defines an augmented reality (AR) object, the object data of the AR object specifying a physical geolocation of the AR object, a presentation attribute of the AR object, a conditional modification program of the AR object, and a trigger condition for execution of the conditional modification program, the provided object data causing the user device to present the AR object with a first appearance and located at the physical geolocation;

detecting, by one or more processors of the machine, fulfillment of the trigger condition specified by the object data for execution of the conditional modification program of the AR object;

based on the detected fulfillment of the trigger condition, executing the conditional modification program of the AR object, the executing of the conditional modification program modifying the object data of the AR object by modifying the presentation attribute of the AR object; and providing, to the user device, the modified object data of the AR object, the modified object data causing the user device to present the AR object with a second appearance based on the modified presentation attribute of the AR object.

A sixteenth example provides a machine-readable medium according to the fifteenth example, wherein the operations further comprise:

receiving an indication that the user device submitted an edit to the AR object; and

in response to the received indication, incrementing an interaction count that corresponds to the AR object; and wherein:

the detecting of the fulfillment of the trigger condition is based on a comparison of the incremented interaction count to a threshold interaction count.

A seventeenth example provides a machine-readable medium according to the fifteenth example or the sixteenth example, wherein the operations further comprise:

receiving an indication that a device geolocation of the user device intersected the AR object; and

in response to the received indication, incrementing an interaction count that corresponds to the AR object; and wherein:

the detecting of the fulfillment of the trigger condition is based on a comparison of the incremented interaction count to a threshold interaction count.

An eighteenth example provides a system comprising: one or more processors; and

a memory storing instructions that, when executed by at least one processor among the one or more processors, cause the system to perform operations comprising:

providing, to a user device, object data that defines an augmented reality (AR) object, the object data of the AR object specifying a physical geolocation of the AR object, a presentation attribute of the AR object, a conditional modification program of the AR object, and a trigger condition for execution of the conditional modification program, the provided object data causing the user device to present the AR object with a first appearance and located at the physical geolocation;

detecting, by one or more processors of the machine, fulfillment of the trigger condition specified by the object data for execution of the conditional modification program of the AR object;

based on the detected fulfillment of the trigger condition, executing the conditional modification program of the AR object, the executing of the conditional modification program modifying the object data of the AR object by modifying the presentation attribute of the AR object; and providing, to the user device, the modified object data of the AR object, the modified object data causing the user device to present the AR object with a second appearance based on the modified presentation attribute of the AR object.

A nineteenth example provides a system according to the eighteenth example, wherein the operations further comprise:

receiving an indication that the user device edited the AR object for a period of time; and

in response to the received indication, updating a total interaction time that corresponds to the AR object based on the period of time; and wherein:

the detecting of the fulfillment of the trigger condition is based on a comparison of the updated total interaction time to a threshold total interaction time.

A twentieth example provides a system according to the eighteenth example or the nineteenth example, wherein the operations further comprise:

receiving an indication that the user device edited the AR object; and

in response to the received indication, incrementing an interaction count that corresponds to the AR object; and generating a geographical map that includes a depiction of the edited AR object, the depiction having a color that indicates a frequency at which the AR object is edited.

A twenty-first example provides a carrier medium carrying machine-readable instructions for controlling a machine to carry out the operations (e.g., method operations) performed in any one of the previously described examples.

What is claimed is:

1. A method comprising:

providing, to a user device and by one or more processors of a machine, object data that defines an augmented reality (AR) object, the object data of the AR object specifying a physical geolocation of the AR object, a presentation attribute of the AR object, a conditional modification program of the AR object, and a trigger condition for execution of the conditional modification program, the provided object data causing the user device to present the AR object with a first appearance and located at the physical geolocation;

receiving an indication that the user device edited the AR object and corresponds to a user profile that specifies a demographic descriptor of a user of the user device;

in response to the received indication, incrementing an interaction count that corresponds to the AR object and corresponds to the demographic descriptor;

detecting, by one or more processors of the machine, fulfillment of the trigger condition specified by the object data for execution of the conditional modification program of the AR object, the fulfillment of the trigger condition being based on a comparison of the incremented interaction count to a threshold interaction count;

based on the detected fulfillment of the trigger condition and by one or more processors of the machine, executing the conditional modification program of the AR object, the executing of the conditional modification program modifying the object data of the AR object by modifying the presentation attribute of the AR object; and

25

providing, to the user device and by one or more processors of the machine, the modified object data of the AR object, the modified object data causing the user device to present the AR object with a second appearance based on the modified presentation attribute of the AR object. 5

2. The method of claim 1, wherein:
the presentation attribute of the AR object specifies a physical dimension of the AR object; and
the executing of the conditional modification program 10
modifies the physical dimension of the AR object, the second appearance of the AR object differing in size from the first appearance of the AR object.

3. The method of claim 1, wherein:
the presentation attribute of the AR object specifies a color of at least a portion of the AR object; and
the executing of the conditional modification program 15
modifies a color of the portion of the AR object, the second appearance of the AR object at least partially differing in color from the first appearance of the AR object. 20

4. The method of claim 1, wherein:
the presentation attribute of the AR object specifies the physical geolocation of the AR object; and
the executing of the conditional modification program 25
modifies the physical geolocation of the AR object, the second appearance of the AR object differing in physical geolocation from the first appearance of the AR object.

5. The method of claim 1, further comprising: 30
receiving an indication that the user device submitted an edit to the AR object; and
in response to the received indication, incrementing an interaction count that corresponds to the AR object; and
wherein:
the detecting of the fulfillment of the trigger condition is 35
based on a comparison of the incremented interaction count to a threshold interaction count.

6. The method of claim 1, further comprising: 40
receiving an indication that the user device edited the AR object for a period of time; and
in response to the received indication, updating a total interaction time that corresponds to the AR object based on the period of time; and wherein:
the detecting of the fulfillment of the trigger condition is 45
based on a comparison of the updated total interaction time to a threshold total interaction time.

7. The method of claim 1, further comprising: 50
receiving an indication that a device geolocation of the user device intersected the AR object; and
in response to the received indication, incrementing an interaction count that corresponds to the AR object; and
wherein:
the detecting of the fulfillment of the trigger condition is 55
based on a comparison of the incremented interaction count to a threshold interaction count.

8. The method of claim 1, further comprising:
receiving an indication that the user device edited the AR object;
in response to the received indication, incrementing an 60
interaction count that corresponds to the AR object; and
generating a geographical map that includes a depiction of the edited AR object, the depiction having a color that indicates a frequency at which the AR object is edited.

9. The method of claim 8, wherein: 65
the user device is a first user device; and
the method further comprises:

26

providing the generated geographical map to a second user device, the provided geographical map including the depiction whose color indicates the frequency at which the AR object is edited.

10. The method of claim 1, further comprising:
receiving a user submission that includes the conditional modification program, the trigger condition for execution of the conditional modification program, and a corresponding value accorded to the conditional modification program; and

based on the value accorded to the conditional modification program, determining a period of time during which the conditional modification program is to be specified by the object data that defines the AR object; and wherein:

the detecting of the fulfillment of the trigger condition occurs within the determined period of time.

11. The method of claim 1, wherein;
the trigger condition for executing the conditional modification program specifies a threshold level of ambient audio loudness; and
the detecting of the fulfillment of the trigger condition includes receiving an indication that a microphone of the user device detected an actual level of ambient audio loudness that transgresses the threshold level of ambient audio loudness.

12. The method of claim 1, wherein:
the trigger condition for executing the conditional modification program specifies a reference pattern of sounds; and
the detecting of the fulfillment of the trigger condition includes receiving an indication that a microphone of the user device captured the reference pattern of sounds.

13. The method of claim 1, further comprising:
receiving an indication that the user device is editing the AR object; and wherein:
the detecting of the fulfillment of the trigger condition is based on the received indication that the user device is editing the AR object; and
the executing of the conditional modification program adds an AR cursor to the second appearance of AR object, the added AR cursor indicating a location of a non-committed edit to the AR object.

14. Anon-transitory machine-readable storage medium comprising instructions that, when executed by one or more processors of a machine, cause the machine to perform operations comprising:

providing, to a user device, object data that defines an augmented reality (AR) object, the object data of the AR object specifying a physical geolocation of the AR object, a presentation attribute of the AR object, a conditional modification program of the AR object, and a trigger condition for execution of the conditional modification program, the provided object data causing the user device to present the R object with a first appearance and located at the physical geolocation;
receiving an indication that the user device edited the AR object and corresponds to a user profile that specifies a demographic descriptor of a user of the user device;
in response to the received indication, incrementing an interaction count that corresponds to the AR object and corresponds to the demographic descriptor;

detecting, by one or more processors of the machine, fulfillment of the trigger condition specified by the object data for execution of the conditional modification program of the AR object, the fulfillment of the

27

trigger condition being based on a comparison of the incremented interaction count to a threshold interaction count;

based on the detected fulfillment of the trigger condition, executing the conditional modification program of the AR object, the executing of the conditional modification program modifying the object data of the AR object by modifying the presentation attribute of the AR object; and

providing, to the user device, the modified object data of the AR object, the modified object data causing the user device to present the AR object with a second appearance based on the modified presentation attribute of the AR object.

15. The non-transitory machine-readable storage medium of claim 14, wherein the operations further comprise: receiving an indication that the user device submitted an edit to the AR object; and in response to the received indication, incrementing an interaction count that corresponds to the AR object; and wherein:

the detecting of the fulfillment of the trigger condition based on a comparison of the incremented interaction count to a threshold interaction count.

16. The non-transitory machine-readable storage medium of claim 14, wherein the operations further comprise: receiving an indication that a device geolocation of the user device intersected the AR object; and in response to the received indication, incrementing an interaction count that corresponds to the AR object; and wherein:

the detecting of the fulfillment of the trigger condition is based on a comparison of the incremented interaction count to a threshold interaction count.

17. The non-transitory machine-readable storage medium of claim 14, wherein:

the presentation attribute of the AR object specifies a physical dimension of the AR object and the executing of the conditional modification program modifies the physical dimension of the AR object, the second appearance of the AR object differing in size from the first appearance of the AR object.

18. A system comprising:

one or more processors; and

a memory storing instructions that, when executed by at least one processor among the one or more processors, cause the system to perform operations comprising:

providing, to a user device, object data that defines an augmented reality (AR) object, the object data of the AR object specifying a physical geolocation of the AR

28

object, a presentation attribute of the AR object, a conditional modification program of the AR object, and a trigger condition for execution of the conditional modification program, the provided object data causing the user device to present the AR object with a first appearance and located at the physical geolocation;

receiving an indication that the user device edited the AR object and corresponds to a user profile that specifies a demographic descriptor of a user of the user device;

in response to the received indication, incrementing an interaction count that corresponds to the AR object and corresponds to the demographic descriptor;

detecting, by one or more processors of the system, fulfillment of the trigger condition specified by the object data for execution of the conditional modification program of the AR object, the fulfillment of the trigger condition being based on a comparison of the incremented interaction count to a threshold interaction count;

based on the detected fulfillment of the trigger condition, executing the conditional modification program of the AR object; the executing of the conditional modification program modifying the object data of the AR object by modifying the presentation attribute of the AR object; and

providing, to the user device, the modified object data of the AR object, the modified object data causing the user device to present the AR object with a second appearance based on the modified presentation attribute of the AR object.

19. The system of claim 18, wherein the operations further comprise:

receiving an indication that the user device edited the AR object for a period of time; and

in response to the received indication, updating a total interaction time that corresponds to the AR object based on the period of time; and wherein:

the detecting of the fulfillment of the trigger condition is based on a comparison of the updated total interaction time to a threshold total interaction time.

20. The system of claim 18, wherein the operations further comprise:

receiving an indication that the user device edited the AR object;

in response to the received indication, incrementing an interaction count that corresponds to the AR object; and

generating a geographical map that includes a depiction of the edited AR object, the depiction having a color that indicates a frequency at which the AR object is edited.

* * * * *

UNITED STATES PATENT AND TRADEMARK OFFICE
CERTIFICATE OF CORRECTION

PATENT NO. : 11,367,234 B2
APPLICATION NO. : 17/165639
DATED : June 21, 2022
INVENTOR(S) : Canberk et al.

Page 1 of 2

It is certified that error appears in the above-identified patent and that said Letters Patent is hereby corrected as shown below:

On the Title Page

In Column 2, under item (56) "Other Publications", Line 1, delete "Whoie" and insert --Whole-- therefor

On page 2, in Column 2, under item (56) "U.S. Patent Documents", Line 16, delete "7,512,849" and insert --7,512,649-- therefor

On page 2, in Column 2, under item (56) "U.S. Patent Documents", Line 17, delete "7,519,870" and insert --7,519,670-- therefor

On page 4, in Column 1, under item (56) "U.S. Patent Documents", Line 24, delete "2009/0008971" and insert --2009/0089710-- therefor

On page 4, in Column 2, under item (56) "U.S. Patent Documents", Line 18, delete "2011/0000509" and insert --2011/0050909-- therefor

On page 4, in Column 2, under item (56) "U.S. Patent Documents", Line 71, delete "2012/0001651" and insert --2012/165100-- therefor

On page 5, in Column 2, under item (56) "U.S. Patent Documents", Line 35, delete "2014/0155162" and insert --2014/0155102-- therefor

On page 6, in Column 2, under item (56) "Other Publications", Line 47, delete "intorduces" and insert --Introduces-- therefor

On page 7, in Column 2, under item (56) "Other Publications", Line 1, delete ""introduction" and insert --"Introduction-- therefor

Signed and Sealed this
Fourteenth Day of February, 2023
Katherine Kelly Vidal

Katherine Kelly Vidal
Director of the United States Patent and Trademark Office

On page 7, in Column 2, under item (56) "Other Publications", Line 7, delete ""Ar" and insert --"AR-- therefor

In the Claims

In Column 26, Line 18, in Claim 11, delete "wherein;" and insert --wherein:-- therefor

In Column 26, Line 45, in Claim 14, delete "Anon-transitory" and insert --A non-transitory-- therefor

In Column 26, Line 56, in Claim 14, delete "R" and insert --AR-- therefor

In Column 27, Line 23, in Claim 15, before "based", insert --is--

In Column 28, Line 22, in Claim 18, delete "object;" and insert --object,-- therefor