

US011228682B2

(12) **United States Patent**
Vymenets, Jr. et al.

(10) **Patent No.:** **US 11,228,682 B2**
(45) **Date of Patent:** **Jan. 18, 2022**

(54) **TECHNOLOGIES FOR INCORPORATING AN AUGMENTED VOICE COMMUNICATION INTO A COMMUNICATION ROUTING CONFIGURATION**

(71) Applicant: **Genesys Telecommunications Laboratories, Inc.**, Daly City, CA (US)

(72) Inventors: **Leonid Vymenets, Jr.**, Markham (CA); **Alexandria L. Hockeborn**, Jacksonville, FL (US); **Yong Guan**, Markham (CA); **Praphul Kumar**, Chantilly, VA (US); **Jason Chhaidan**, Markham (CA)

(73) Assignee: **Genesys Telecommunications Laboratories, Inc.**, Daly City, CA (US)

(*) Notice: Subject to any disclaimer, the term of this patent is extended or adjusted under 35 U.S.C. 154(b) by 0 days.

(21) Appl. No.: **16/730,234**

(22) Filed: **Dec. 30, 2019**

(65) **Prior Publication Data**

US 2021/0203782 A1 Jul. 1, 2021

(51) **Int. Cl.**

H04M 3/51 (2006.01)
G10L 13/00 (2006.01)
G10L 13/033 (2013.01)

(52) **U.S. Cl.**

CPC **H04M 3/5166** (2013.01); **G10L 13/00** (2013.01); **G10L 13/033** (2013.01); **H04M 3/5175** (2013.01); **H04M 2203/355** (2013.01)

(58) **Field of Classification Search**

CPC H04M 3/5231; H04M 3/42034; H04M 3/42102; H04M 3/5166; H04M 3/5183;

(Continued)

(56) **References Cited**

U.S. PATENT DOCUMENTS

7,092,888 B1 * 8/2006 McCarthy G10L 15/063
379/88.01
7,835,911 B2 * 11/2010 Balchandran G06F 40/20
704/257

(Continued)

OTHER PUBLICATIONS

Lyrebird: Ultra-realistic voice cloning and text to speech; <https://www.descript.com/lyrebird-ai?source=lyrebird>; Dec. 30, 2019; 5 pages.

(Continued)

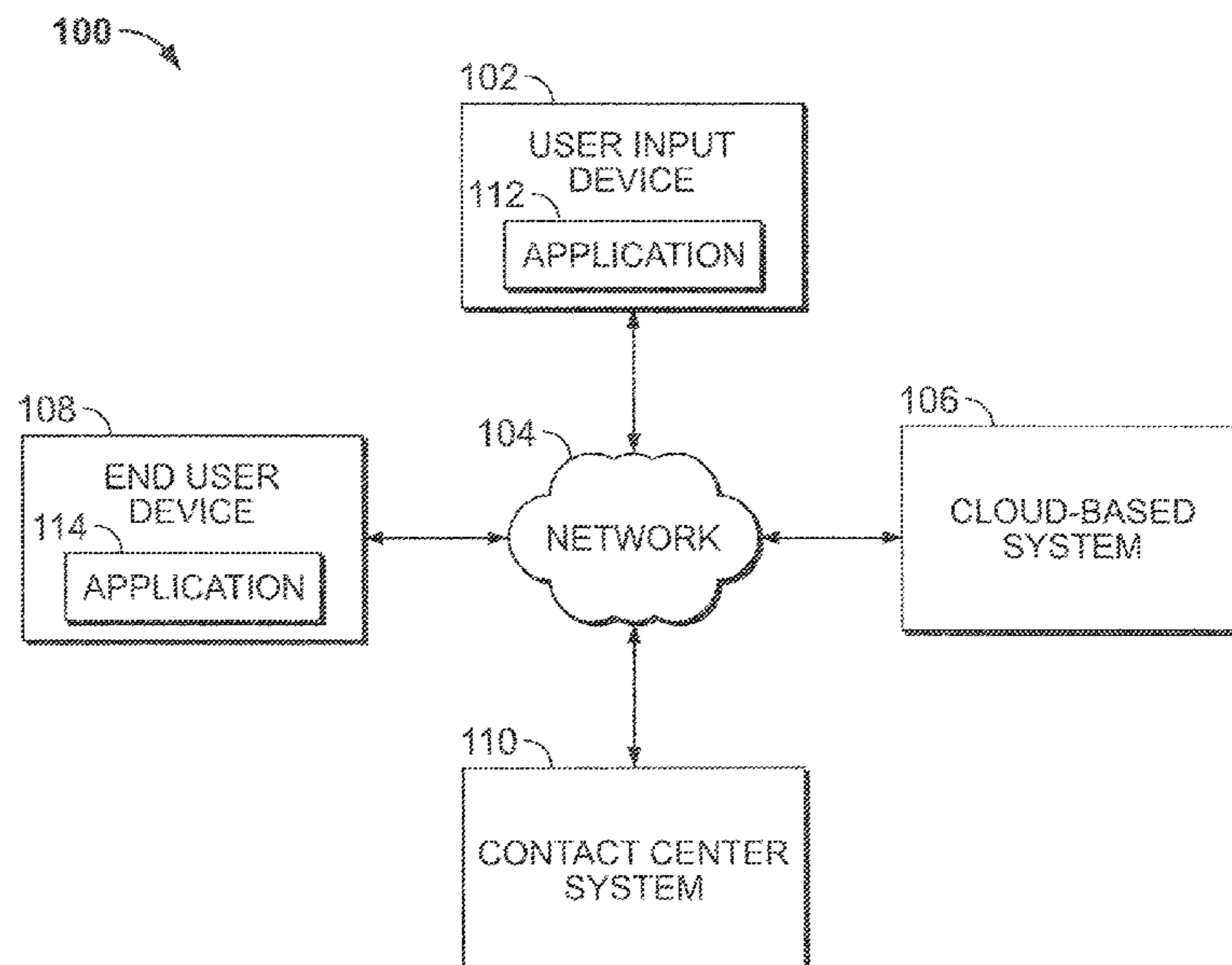
Primary Examiner — Binh Kien Tieu

(74) *Attorney, Agent, or Firm* — Taft Stettinius & Hollister LLP

(57) **ABSTRACT**

A method for incorporating an augmented voice communication into a communication routing configuration of a contact center system according to an embodiment includes selecting a vocal avatar, wherein the vocal avatar includes phonetic characteristics having first values, receiving a text communication and input user parameters from an input user, generating the augmented voice communication based on the text communication and the input user parameters, wherein the augmented voice communication includes phonetic characteristics having second values, wherein the first values of the phonetic characteristics of the vocal avatar are different from the second values of the phonetic characteristics of the augmented voice communication, and incorporating the augmented voice communication into the communication routing configuration of the contact center system.

21 Claims, 19 Drawing Sheets



(58) **Field of Classification Search**

CPC H04M 15/62; H04M 2201/39; H04M
2201/60
USPC 379/88.18, 207.11
See application file for complete search history.

(56) **References Cited**

U.S. PATENT DOCUMENTS

8,131,524 B2 * 3/2012 Bushey G06Q 10/10
703/6
8,285,549 B2 * 10/2012 Teegan G10L 13/033
704/260
9,191,620 B1 * 11/2015 Katzer H04N 7/157
10,192,543 B2 * 1/2019 Balchandran G10L 15/18
2003/0235341 A1 * 12/2003 Gokturk G06T 9/001
382/243
2011/0082807 A1 * 4/2011 Parekh G06Q 50/01
705/319
2015/0127350 A1 * 5/2015 Agiomyrgiannakis
G10L 13/02
704/266
2019/0158671 A1 * 5/2019 Feast G06Q 10/10
2020/0177730 A1 * 6/2020 Dutta H04M 3/5141
2020/0250874 A1 * 8/2020 Assouline G06T 13/40

OTHER PUBLICATIONS

Voice Cloning/iSpeech; <https://www.ispeech.org/voice-cloning>; Dec.
30, 2019; 7 pages; Copyright 2009-2018 iSpeech, Inc.

* cited by examiner

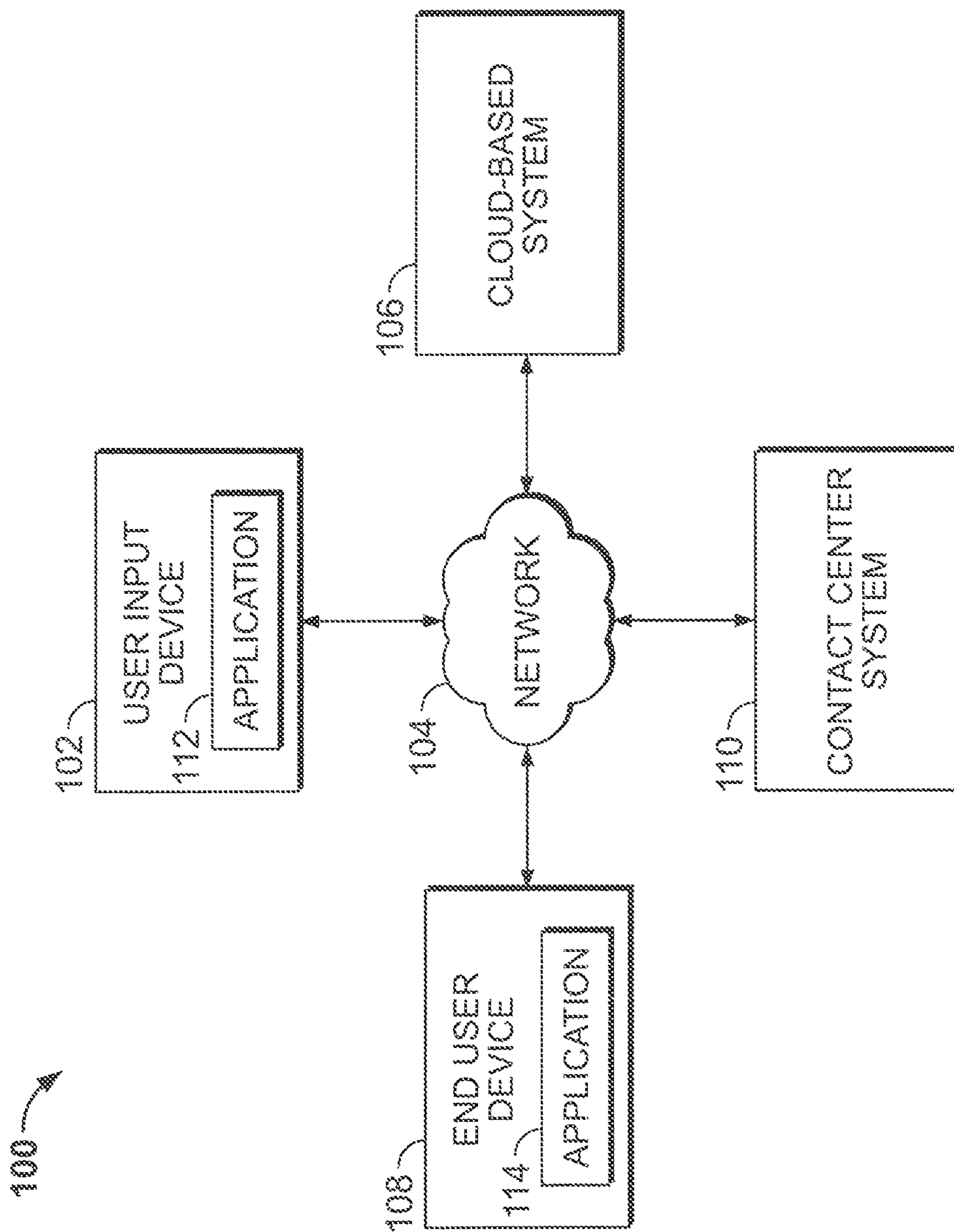


FIG. 1

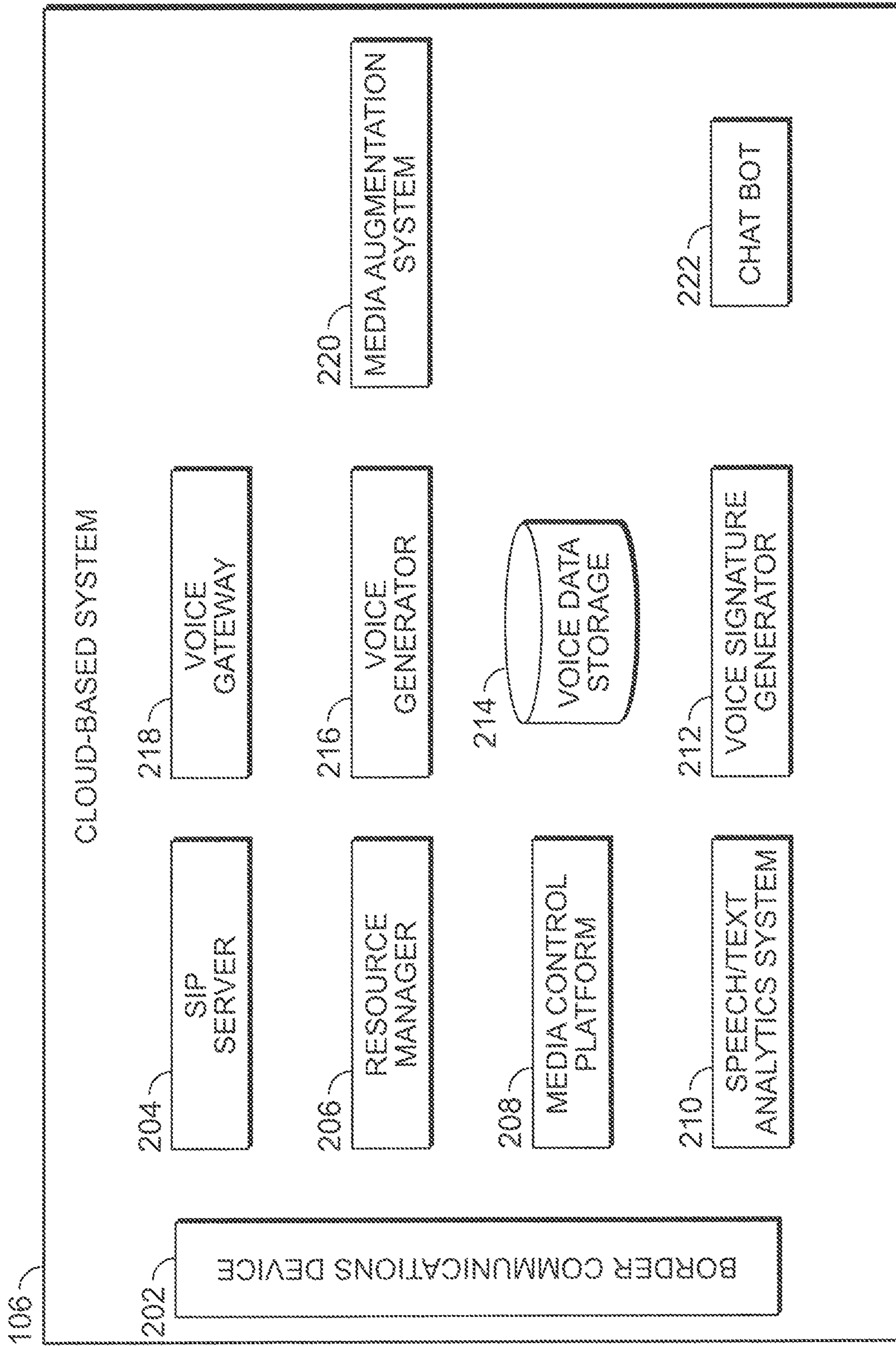


FIG. 2

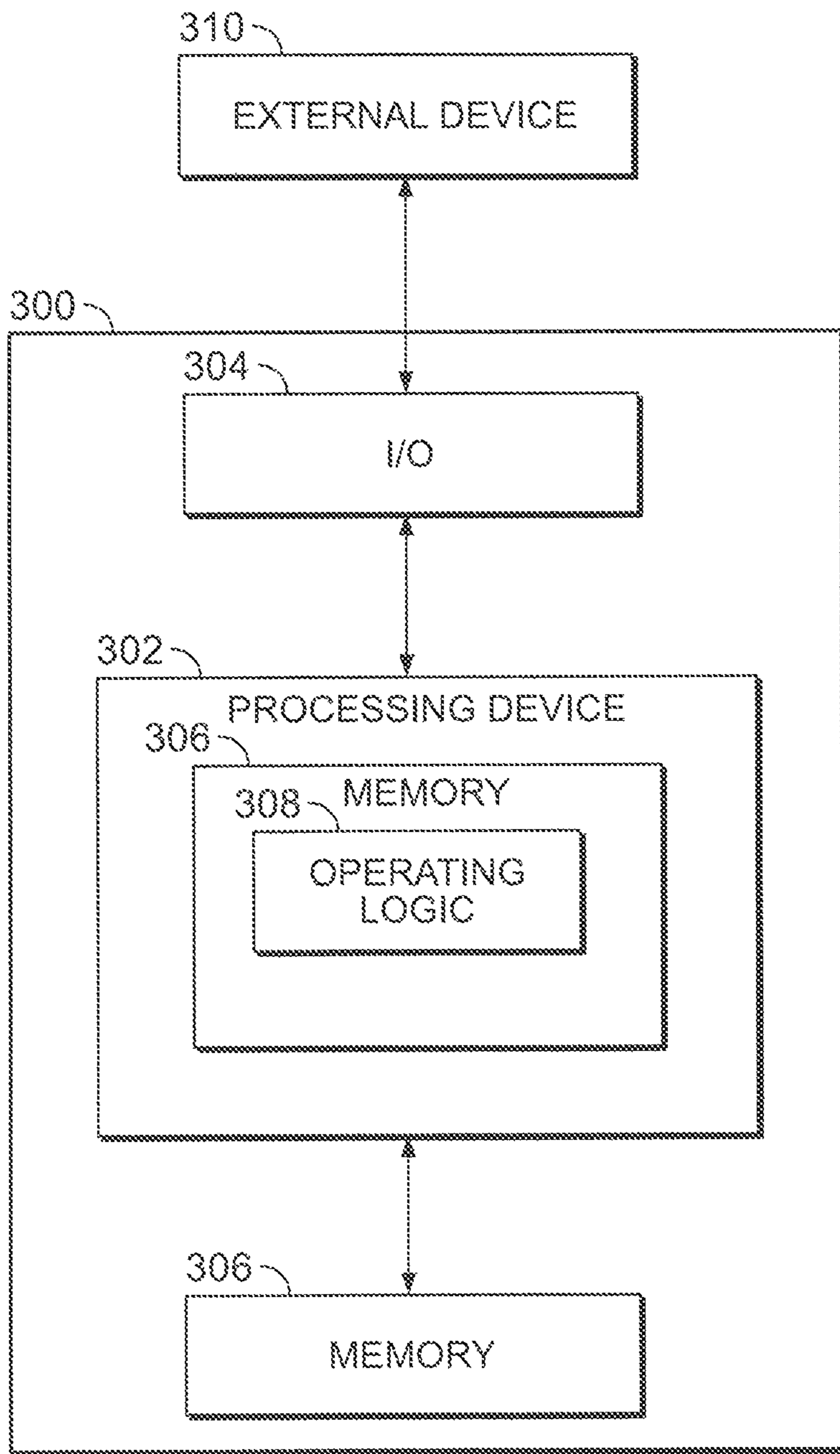


FIG. 3

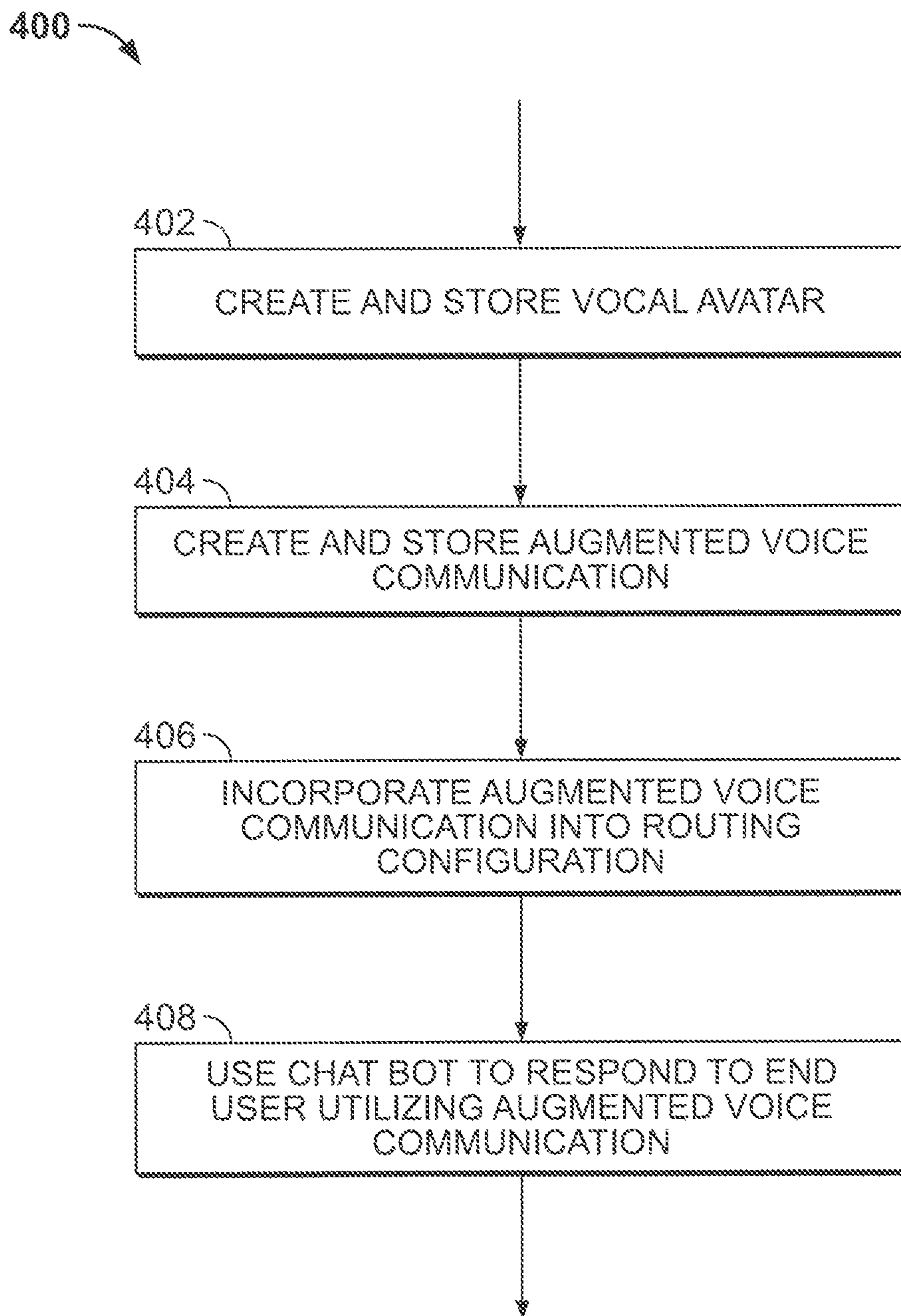


FIG. 4

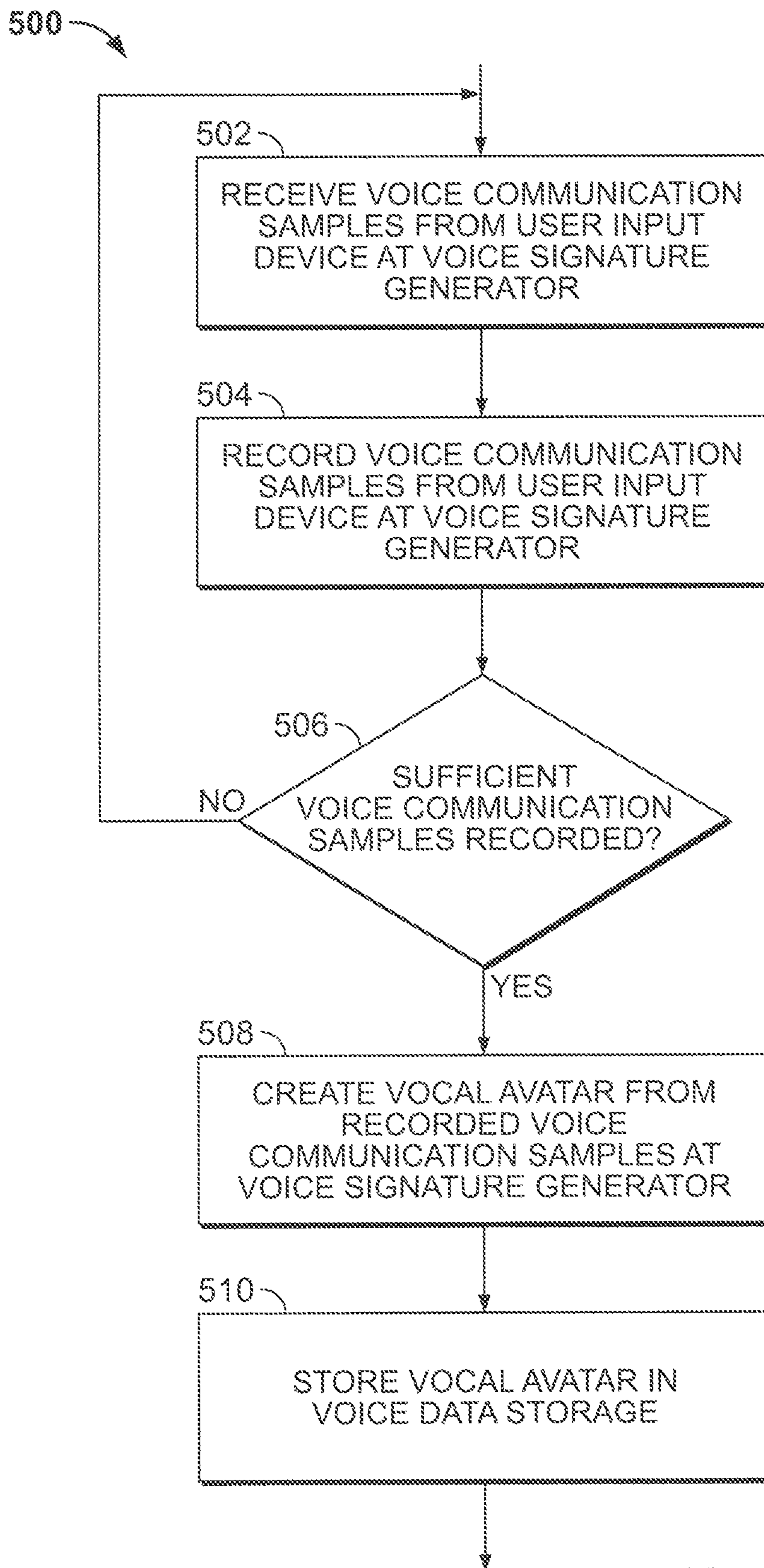


FIG. 5

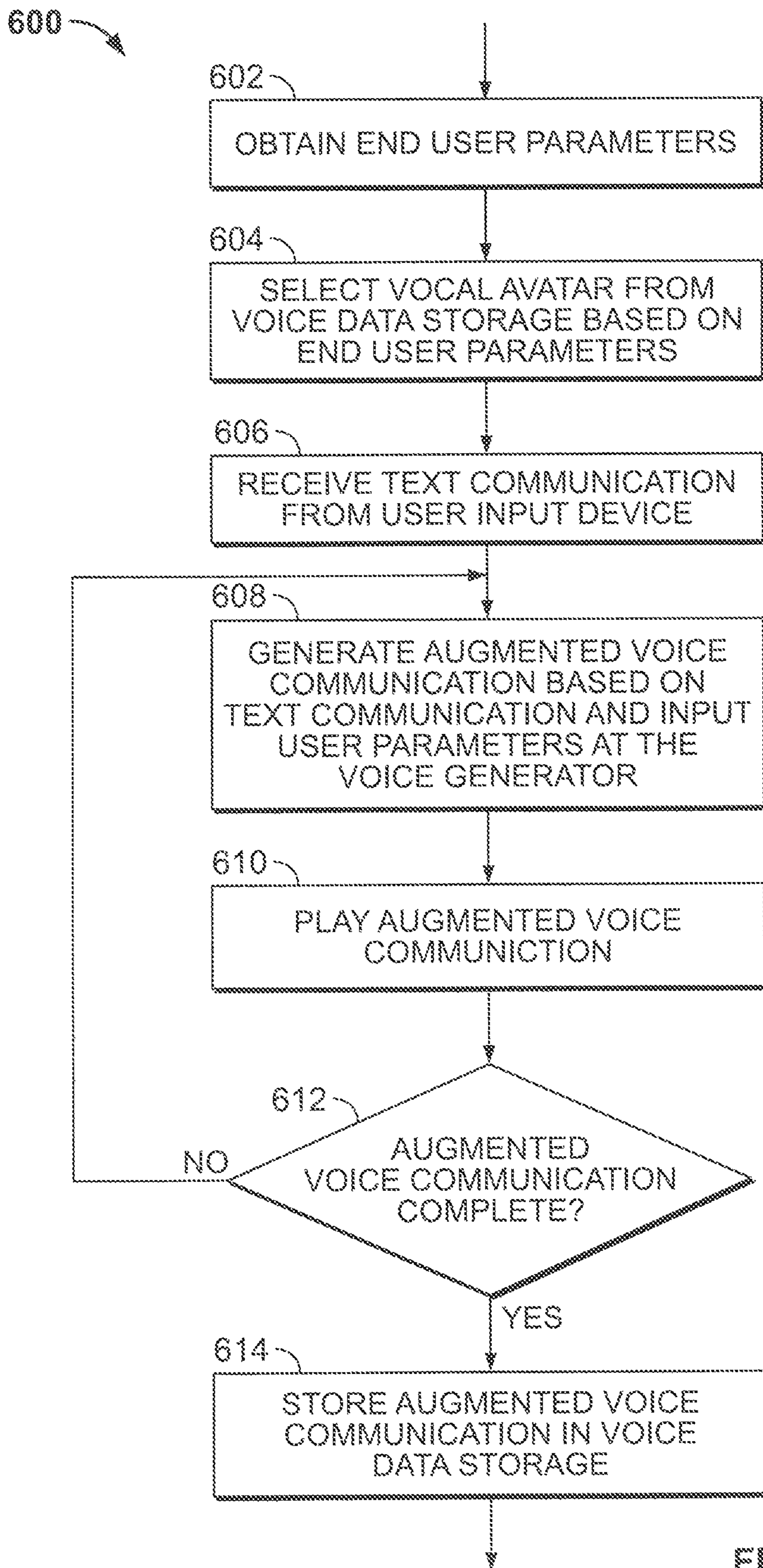


FIG. 6

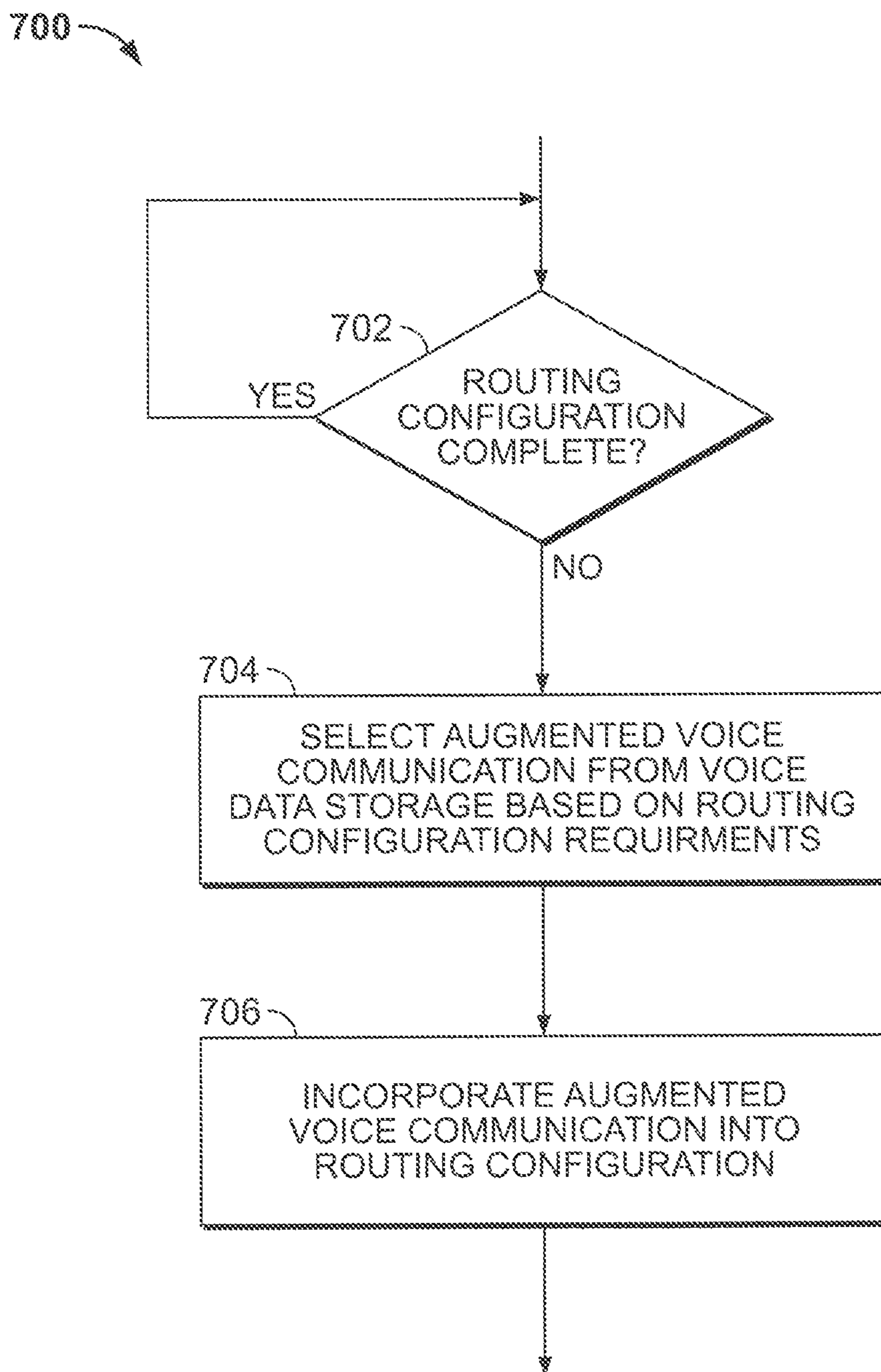


FIG. 7

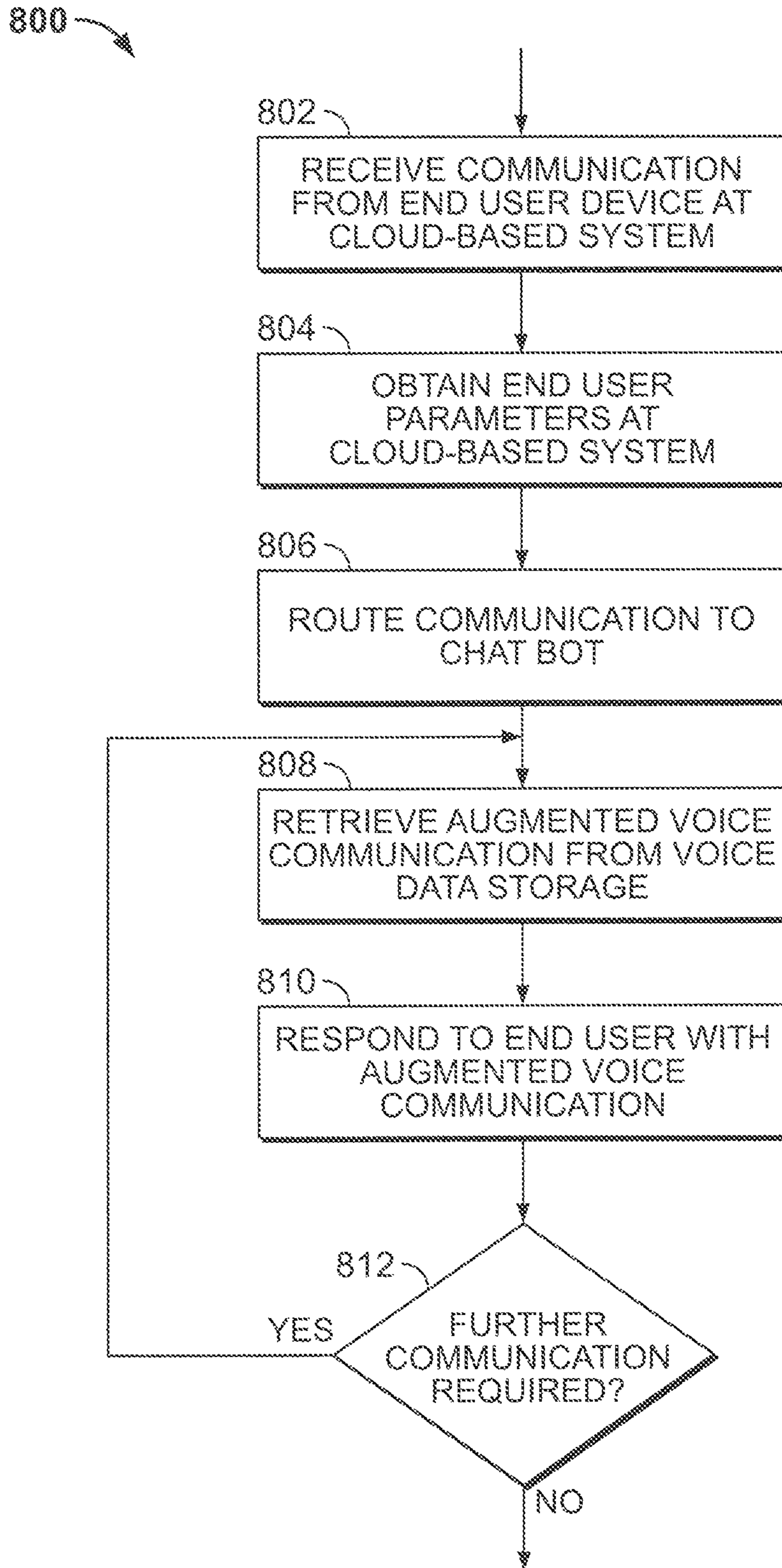


FIG. 8

900


Designer Applications Shared Modules Media Resources Digital Resources Speech Grammars Analytics Business Controls Admin Operations ES voice 3539 admin

Media Resources / Media Collections

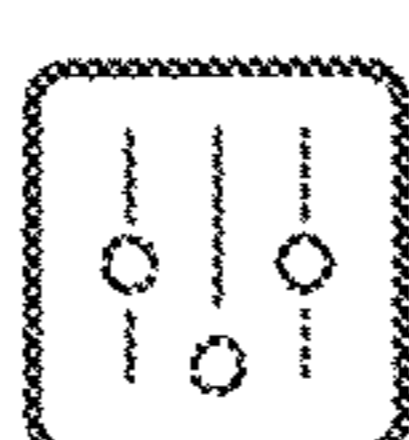
Search + Add New Voice

Name	Description	Last Modified	Last Published	Tags
<input type="checkbox"/> Voice Sample 1	This voice signature has been created for call menu 1	10/23/2018	10/23/2018	Testing Chatbots
<input type="checkbox"/> Voice Sample 2	This voice signature has been created for call menu 2	09/28/2018	09/28/2018	Testing Predictive Routing Chatbots
<input type="checkbox"/> Voice Sample 3	This voice signature			Samples
<input type="checkbox"/> Voice Sample 4	This voice signature			Chatbots
<input type="checkbox"/> Voice Sample 5	This voice signature			Samples Predictive Routing Chatbots
<input type="checkbox"/> Voice Sample 6	This voice signature			Active Routing
<input type="checkbox"/> Voice Sample 7	This voice signature			Samples Predictive Routing Chatbots
<input type="checkbox"/> Voice Sample 8	This voice signature			Active Routing
<input type="checkbox"/> Voice Sample 9	This voice signature			Samples
<input type="checkbox"/> Voice Sample 10	This voice signature			Chatbots
<input type="checkbox"/> Voice Sample 11	This voice signature			Samples Predictive Routing Chatbots
<input type="checkbox"/> Voice Sample 12	This voice signature			Chatbots
<input type="checkbox"/> Voice Sample 13	This voice signature has been created for call menu 14	10/24/2017	10/24/2017	Testing Samples Predictive Routing Chatbots
<input type="checkbox"/> Voice Sample 14	This voice signature has been created for call menu 15	10/13/2017	10/13/2017	Testing Predictive Routing
<input type="checkbox"/> Voice Sample 15	This voice signature has been created for call menu 16	10/13/2017	10/13/2017	Testing Samples
<input type="checkbox"/> Voice Sample 16	This voice signature has been created for call menu 17	10/13/2017	10/13/2017	Testing Chatbots
<input type="checkbox"/> Voice Sample 17	This voice signature has been created for call menu 18	10/13/2017	10/13/2017	Testing Samples Predictive Routing
<input type="checkbox"/> Voice Sample 18	This voice signature has been created for call menu 19	10/13/2017	10/13/2017	Testing Predictive Routing

Choose Vocal Avatar



Preanned Vocal Avatar
904



Custom Vocal Avatar
906

1:19 of 19 | 25 per page

< > Page 1 of 1 >>

FIG. 9

900

902

Designer Applications Shared Modules Media Resources Digital Resources Speech Grammars Analytics Business Controls Admin Operations voice_3539_admin

Media Resources / Media Collections

Search + Add New Voice


Name	Description	Last Modified	Last Published	Tags
<input type="checkbox"/> Voice Sample 1	This voice signature has been created for call menu 1	10/23/2018	10/23/2018	Testing Chatbots
<input type="checkbox"/> Voice Sample 2	This voice signature has been created for call menu 1	10/23/2018	10/23/2018	Testing Chatbots
<input type="checkbox"/> Voice Sample 3	This voice signature has been created for call menu 1	10/23/2018	10/23/2018	Testing Chatbots
<input type="checkbox"/> Voice Sample 4	This voice signature has been created for call menu 1	10/23/2018	10/23/2018	Testing Chatbots
<input type="checkbox"/> Voice Sample 5	This voice signature has been created for call menu 1	10/23/2018	10/23/2018	Testing Chatbots
<input type="checkbox"/> Voice Sample 6	This voice signature has been created for call menu 1	10/23/2018	10/23/2018	Testing Chatbots
<input type="checkbox"/> Voice Sample 7	This voice signature has been created for call menu 1	10/23/2018	10/23/2018	Testing Chatbots
<input type="checkbox"/> Voice Sample 8	This voice signature has been created for call menu 1	10/23/2018	10/23/2018	Testing Chatbots
<input type="checkbox"/> Voice Sample 9	This voice signature has been created for call menu 1	10/23/2018	10/23/2018	Testing Chatbots
<input type="checkbox"/> Voice Sample 10	This voice signature has been created for call menu 1	10/23/2018	10/23/2018	Testing Chatbots
<input type="checkbox"/> Voice Sample 11	This voice signature has been created for call menu 1	10/23/2018	10/23/2018	Testing Chatbots
<input type="checkbox"/> Voice Sample 12	This voice signature has been created for call menu 1	10/23/2018	10/23/2018	Testing Chatbots
<input type="checkbox"/> Voice Sample 13	This voice signature has been created for call menu 1	10/23/2018	10/23/2018	Testing Chatbots
<input type="checkbox"/> Voice Sample 14	This voice signature has been created for call menu 15	10/13/2017	10/13/2017	Testing Predictive Routing
<input type="checkbox"/> Voice Sample 15	This voice signature has been created for call menu 16	10/13/2017	10/13/2017	Testing Samples
<input type="checkbox"/> Voice Sample 16	This voice signature has been created for call menu 17	10/13/2017	10/13/2017	Testing Chatbots
<input type="checkbox"/> Voice Sample 17	This voice signature has been created for call menu 18	10/13/2017	10/13/2017	Testing Samples Predictive Routing
<input type="checkbox"/> Voice Sample 18	This voice signature has been created for call menu 19	10/13/2017	10/13/2017	Testing Predictive Routing

1-19 of 19/25 per page

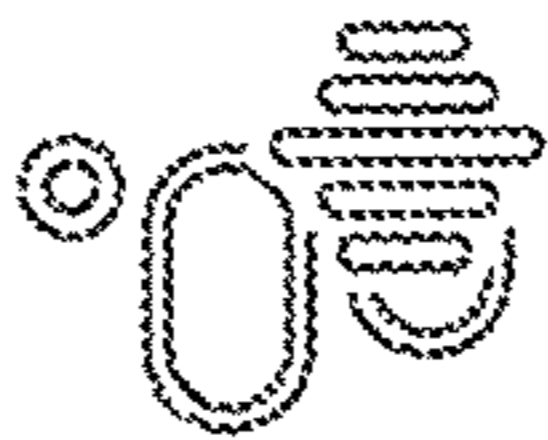
Page 1 of 1

908

Choose Vocal Avatar



Add New Vocal Avatar



Let us Create your Vocal Avatar

FIG. 10

900

Designer Applications Shared Modules Media Resources Digital Resources Speech Grammars Analytics Business Controls Admin Operations voice_3539_admin

Media Resources / Media Collections 908

Search + Add New Voice

<input type="checkbox"/>	Name	Description	Last Modified	Last Published	Tags
<input type="checkbox"/>	Voice Sample 1	This voice signature has been created for call menu 1	10/23/2018	10/23/2018	Testing Chatbots
<input type="checkbox"/>	Voice Sample 2	This voice signature has been created for call menu 2	09/28/2018	09/28/2018	Testing Predictive Routing Chatbots
<input type="checkbox"/>	Voice Sample 3	This voice signature has been created for call menu 3			
<input type="checkbox"/>	Voice Sample 4	This voice signature has been created for call menu 4			
<input type="checkbox"/>	Voice Sample 5	This voice signature has been created for call menu 5			
<input type="checkbox"/>	Voice Sample 6	This voice signature has been created for call menu 6			
<input type="checkbox"/>	Voice Sample 7	This voice signature has been created for call menu 7			
<input type="checkbox"/>	Voice Sample 8	This voice signature has been created for call menu 8			
<input type="checkbox"/>	Voice Sample 9	This voice signature has been created for call menu 9			
<input type="checkbox"/>	Voice Sample 10	This voice signature has been created for call menu 10			
<input type="checkbox"/>	Voice Sample 11	This voice signature has been created for call menu 11			
<input type="checkbox"/>	Voice Sample 12	This voice signature has been created for call menu 12			
<input type="checkbox"/>	Voice Sample 13	This voice signature has been created for call menu 13			
<input type="checkbox"/>	Voice Sample 14	This voice signature has been created for call menu 14			
<input type="checkbox"/>	Voice Sample 15	This voice signature has been created for call menu 15	10/13/2017	10/13/2017	Testing Samples
<input type="checkbox"/>	Voice Sample 16	This voice signature has been created for call menu 16	10/13/2017	10/13/2017	Testing Chatbots
<input type="checkbox"/>	Voice Sample 17	This voice signature has been created for call menu 17	10/13/2017	10/13/2017	Testing Samples Predictive Routing
<input type="checkbox"/>	Voice Sample 18	This voice signature has been created for call menu 18	10/13/2017	10/13/2017	Testing Predictive Routing

1-19 of 19 | 25 per page

Page 1 of 1

Add New Vocal Avatar

Speak "the quick brown fox jumped over the lazy dog"

○○○○○○○○○○

910 ↩ Previous | Next > 912

FIG. 11

900

Designer Applications Shared Modules Media Resources Digital Resources Speech Grammars Analytics Business Controls Admin Operations voice 3639 admin

Media Resources / 916

Media Collections

Search + Add New Voice

<input type="checkbox"/>	Name	Description	Last Modified	Last Published	Tags
<input type="checkbox"/>	Voice Sample 1	This voice signature has been created for call menu 1.	10/23/2018	10/23/2018	Testing Chatbots
<input type="checkbox"/>	Voice Sample 2	This voice signature has been created for call menu 2.	09/28/2018	09/28/2018	Testing Predictive Routing Chatbots
<input type="checkbox"/>	Voice Sample 3	This voice signature has been created for call menu 3.	09/27/2018	09/27/2018	Testing Samples
<input type="checkbox"/>	Voice Sample 4	This voice signature has been created for call menu 4.	09/14/2018	09/14/2018	Testing Chatbots
<input type="checkbox"/>	Voice Sample 5	This voice signature has been created for call menu 5.	09/12/2018	09/12/2018	Testing Samples Predictive Routing Chatbots
<input type="checkbox"/>	Voice Sample 6	This voice signature has been created for call menu 6.	08/31/2018	08/31/2018	Testing Predictive Routing
<input type="checkbox"/>	Voice Sample 7	This voice signature has been created for call menu 7.	07/05/2018	07/05/2018	Testing Samples Predictive Routing Chatbots
<input type="checkbox"/>	Voice Sample 8	This voice signature has been created for call menu 8.	06/13/2018	06/13/2018	Testing Predictive Routing
<input type="checkbox"/>	Voice Sample 9	This voice signature has been created for call menu 10.	01/04/2018	01/04/2018	Testing Samples
<input type="checkbox"/>	Voice Sample 10	This voice signature has been created for call menu 11.	11/01/2017	11/01/2017	Testing Chatbots
<input type="checkbox"/>	Voice Sample 11	This voice signature has been created for call menu 12.	10/25/2017	10/25/2017	Testing Samples Predictive Routing Chatbots
<input type="checkbox"/>	Voice Sample 12	This voice signature has been created for call menu 13.	10/24/2017	10/24/2017	Testing
<input type="checkbox"/>	Voice Sample 13	This voice signature has been created for call menu 14.	10/24/2017	10/24/2017	Testing Samples Predictive Routing Chatbots
<input type="checkbox"/>	Voice Sample 14	This voice signature has been created for call menu 15.	10/13/2017	10/13/2017	Testing Predictive Routing
<input type="checkbox"/>	Voice Sample 15	This voice signature has been created for call menu 16.	10/13/2017	10/13/2017	Testing Samples
<input type="checkbox"/>	Voice Sample 16	This voice signature has been created for call menu 17.	10/13/2017	10/13/2017	Testing Chatbots
<input type="checkbox"/>	Voice Sample 17	This voice signature has been created for call menu 18.	10/13/2017	10/13/2017	Testing Samples Predictive Routing
<input type="checkbox"/>	Voice Sample 18	This voice signature has been created for call menu 19.	10/13/2017	10/13/2017	Testing Predictive Routing

1-19 of 19 [25] per page

<< < Page 1 of 1 > >>

914

FIG. 12

900

Designer Applications Shared Modules Media Resources Digital Resources Speech Grammars Analytics Business Controls Admin Operations voice_admin
voice_3539_admin

Media Resources / Media Collections / Voice Sample 4
Search

+ Add Media Resource
918

Revert Changes
Publish Voice

Powered by Voice Magic

Name	Description	Tags
<input type="checkbox"/> Test Greeting	Menu Option 1	Testing Samples
<input type="checkbox"/> Claims_GBC_Existing_Claim	Menu Option 2	Testing Predictive Routing
<input type="checkbox"/> Claims_GBC_Main_Menu_THAW	Menu Option 3	Testing Samples Predictive Routing
<input type="checkbox"/> Claims_GBC_New_Claim	Menu Option 4	Testing Samples Predictive Routing
<input type="checkbox"/> Claims_GBC_Generic_Disclaimer	Menu Option 5	Predictive Routing
<input type="checkbox"/> Claims_GBC_Spanish_Disclaimer	Menu Option 6	Predictive Routing
<input type="checkbox"/> Claims_GBC_Spanish_Existing_Claim	Menu Option 7	Testing
<input type="checkbox"/> Claims_GBC_New_Claim	Menu Option 8	Testing Predictive Routing
<input type="checkbox"/> Claims_GBC_Main_Menu_THAW	Menu Option 9	
<input type="checkbox"/> Claims_GBC_Telephonic_Inquiry	Menu Option 10	Testing Samples
<input type="checkbox"/> Test	Menu Option 11	Samples Predictive Routing
<input type="checkbox"/> Test_PL57	Menu Option 12	Testing Samples
<input type="checkbox"/> Test2_PL57	Menu Option 13	Predictive Routing
<input type="checkbox"/> Test B	Menu Option 14	Testing Samples Predictive Routing
<input type="checkbox"/> Test C	Menu Option 15	Testing Predictive Routing

Edit Message

Our offices are now closed. Please try again later

920

922

924

926

944

942

FIG. 13

<input type="checkbox"/>	Claims_GBC_New Claim_2	Menu Option 16	Testing	Samples	Predictive Routing
<input type="checkbox"/>	Claims_GBC_Main_Menu_THAW_2	Menu Option 17			
<input type="checkbox"/>	Claims_GBC_Telephonic_Inquiry_2	Menu Option 18			
<input type="checkbox"/>	Claims_GBC_Generic_Disclaimer_3	Menu Option 19	Samples	Predictive Routing	
<input type="checkbox"/>	Claims_GBC_Spanish_Disclaimer_3	Menu Option 20	Testing		
<input type="checkbox"/>	Claims_GBC_Spanish_Existing_Claim	Menu Option 21	Testing	Samples	Predictive Routing
<input type="checkbox"/>	New Item				

1-19 of 19 [25] per page

« < page 1 of 1 > »

FIG. 13 (Cont.)

900

[Home](#)
[Designer](#)
[Applications](#)
[Shared Modules](#)
[Media Resources](#)
[Digital Resources](#)
[Speech Grammars](#)
[Analytics](#)
[Business Controls](#)
[Admin](#)
[Operations](#)
[voice_3539_admin](#)
[?](#)

Media Resources / Media Collections / Voice Sample 1

Name	Description	Tags
<input type="checkbox"/> Test Greeting	Menu Option 1	Testing Samples
<input type="checkbox"/> Claims_G&C_Existing_Claim	Menu Option 2	Testing Predictive Routing
<input type="checkbox"/> Claims_G&C_Main_Menu_THAW	Menu Option 3	Testing Samples Predictive Routing
<input type="checkbox"/> Claims_G&C_New_Claim	Menu Option 4	Testing Samples Predictive Routing
<input type="checkbox"/> Claims_G&C_Generic_Disclaimer	Menu Option 5	Predictive Routing
<input type="checkbox"/> Claims_G&C_Spanish_Disclaimer	Menu Option 6	Predictive Routing
<input type="checkbox"/> Claims_G&C_Spanish_Existing_Claim	Menu Option 7	Testing
<input type="checkbox"/> Claims_G&C_New_Claim	Menu Option 8	Testing Predictive Routing
<input type="checkbox"/> Claims_G&C_Main_Menu_THAW	Menu Option 9	
<input type="checkbox"/> Claims_G&C_Telephonic_Inquiry	Menu Option 10	Testing Samples
<input type="checkbox"/> Test	Menu Option 11	Samples Predictive Routing
<input type="checkbox"/> Test_PL57	Menu Option 12	Testing Samples
<input type="checkbox"/> Test2_PL57	Menu Option 13	Predictive Routing
<input type="checkbox"/> Test B	Menu Option 14	Testing Samples Predictive Routing
<input type="checkbox"/> Test C	Menu Option 15	Testing Predictive Routing

Edit Message Voice Magic

This is an automated message generated to test our automated call menu.

918

Claims_G&C_Main_Menu_THAW << 1.0x >> 00:04

Style Conversion ~ Pitch ~ 100 ~ Tone/Mood ~ Gestures ~

Name	Test D	946
Description	Menu Options 21	948
Duration	00:04	950
Date Modified	07/13/2017	952
Date Published	07/13/2017	954

Tags: Testing | Samples | Predictive Routing

Language: US English

FIG. 14

<input type="checkbox"/>	Claims_GBC_New Claim_2	Menu Option 16	Testing	Samples	Predictive Routing
<input type="checkbox"/>	Claims_GBC_Main_Menu_THAW_2	Menu Option 17			
<input type="checkbox"/>	Claims_GBC_Telephonic_Inquiry_2	Menu Option 18			
<input type="checkbox"/>	Claims_GBC_Generic_Disclaimer_3	Menu Option 19	Samples	Predictive Routing	
<input type="checkbox"/>	Claims_GBC_Spanish_Disclaimer_3	Menu Option 20	Testing		
<input type="checkbox"/>	Claims_GBC_Spanish_Existing_Claim	Menu Option 21	Testing	Samples	Predictive Routing

1-19 of 19 [25] per page

<< < page 1 of 1 > >>

FIG. 14 (Cont.)

900

Designer Applications Shared Modules Media Resources Digital Resources Speech Grammars Analytics Business Controls Admin Operations ~ voice_3539_admin ~ Publish

DVD_test_app 956

Validation Status Settings Build Save Flow Publish

Properties - Play Message

This block is used to play audio messages. These messages can be TTS (Text to Speech), Audio Files (previously uploaded in Audio Resources page, or variables played as TTS).

Specify prompts to be played

Disable barge-in

Always play prompt and disable buffering

+ Add prompt

Sample 1

This is an automatic generated message

Save

Application Flow

Views Actions

- Initialize
- Self Service
- Play Message
- User Input
- Play Message

Termination

Assisted Service

Finalize

Palette

- Logic Control
- Assign Variables
- Change Language
- Classify
- Click to Call in Match
- Go To
- Section
- Segmentation
- Shared Module
- Terminate Call
- User Interaction
- Boiv2
- Chat Custom Message
- Get Chat Transcript
- Menu
- Play Message
- Record
- Record Utterance
- Send Chat Transcript

Name	Description	Tags
Test Greeting	Menu Option 1	Testing Samples
Claims_GBC_Existing_Claim	Menu Option 2	Testing Predictive Routing
Claims_GBC_Main_Menu_THAW	Menu Option 3	Testing Samples
Claims_GBC_New_Claim	Menu Option 4	Testing Samples
Claims_GBC_Generic_Disclaimer	Menu Option 5	Predictive Routing
Claims_GBC_Spanish_Disclaimer	Menu Option 6	Predictive Routing
Claims_GBC_Spanish_Existing_Claim	Menu Option 7	Testing
Claims_GBC_New_Claim	Menu Option 8	Testing Predictive Routing
Claims_GBC_Main_Menu_THAW	Menu Option 9	
Claims_GBC_Telephonic_Inquiry	Menu Option 10	Testing Samples
Test	Menu Option 11	Samples Predictive Routing
Test_PL57	Menu Option 12	Testing Samples
Test2_PL57	Menu Option 13	Predictive Routing

FIG. 15

900

902

Designer Applications Shared Modules Media Resources Digital Resources Speech Grammars Analytics Business Controls Admin Operations voice_3539_admin

Media Resources / Media Collections

Search + Add New Voice

Name	Description	Last Modified	Last Published	Tags
<input type="checkbox"/> Voice Sample 1	This voice signature has been created for call menu 1	10/23/2018	10/23/2018	Testing Chatbots
<input type="checkbox"/> Voice Sample 2	This voice signature has been created for call menu 2	09/28/2018	09/28/2018	Predictive Routing Chatbots
<input type="checkbox"/> Voice Sample 3	This voice signature			Samples
<input type="checkbox"/> Voice Sample 4	This voice signature			Chatbots
<input type="checkbox"/> Voice Sample 5	This voice signature			Samples Predictive Routing Chatbots
<input type="checkbox"/> Voice Sample 6	This voice signature			Active Routing
<input type="checkbox"/> Voice Sample 7	This voice signature			Samples Predictive Routing Chatbots
<input type="checkbox"/> Voice Sample 8	This voice signature			Active Routing
<input type="checkbox"/> Voice Sample 9	This voice signature			Samples
<input type="checkbox"/> Voice Sample 10	This voice signature			Chatbots
<input type="checkbox"/> Voice Sample 11	This voice signature			Samples Predictive Routing Chatbots
<input type="checkbox"/> Voice Sample 12	This voice signature			Active Routing
<input type="checkbox"/> Voice Sample 13	This voice signature has been created for call menu 14	10/24/2017	10/24/2017	Testing Samples Predictive Routing Chatbots
<input type="checkbox"/> Voice Sample 14	This voice signature has been created for call menu 15	10/13/2017	10/13/2017	Testing Predictive Routing
<input type="checkbox"/> Voice Sample 15	This voice signature has been created for call menu 16	10/13/2017	10/13/2017	Testing Samples
<input type="checkbox"/> Voice Sample 16	This voice signature has been created for call menu 17	10/13/2017	10/13/2017	Testing Chatbots
<input type="checkbox"/> Voice Sample 17	This voice signature has been created for call menu 18	10/13/2017	10/13/2017	Testing Samples Predictive Routing
<input type="checkbox"/> Voice Sample 18	This voice signature has been created for call menu 19	10/13/2017	10/13/2017	Testing Predictive Routing

1-19 of 19 [25] per page

< < Page 1 of 1 > >

904

Choose Vocal Avatar

Precanned Vocal Avatar

Custom Vocal Avatar

FIG. 16

900

Designer Applications Shared Modules Media Resources Digital Resources Speech Grammars Analytics Business Controls Admin Operations voice_3539_admin

Media Resources / Media Collections 904

Search Add New Voice

Name	Description	Last Modified	Last Published	Tags
<input type="checkbox"/> Voice Sample 1	This voice signature has been created for call menu 1	10/23/2018	10/23/2018	Testing Chatbots
<input type="checkbox"/> Voice Sample 2				Routing Chatbots
<input type="checkbox"/> Voice Sample 3				Predictive Routing Chatbots
<input type="checkbox"/> Voice Sample 4				Routing Chatbots
<input type="checkbox"/> Voice Sample 5				Predictive Routing Chatbots
<input type="checkbox"/> Voice Sample 6				Routing Chatbots
<input type="checkbox"/> Voice Sample 7				Predictive Routing Chatbots
<input type="checkbox"/> Voice Sample 8				Routing Chatbots
<input type="checkbox"/> Voice Sample 9				Predictive Routing Chatbots
<input type="checkbox"/> Voice Sample 10				Routing Chatbots
<input type="checkbox"/> Voice Sample 11				Predictive Routing Chatbots
<input type="checkbox"/> Voice Sample 12				Routing Chatbots
<input type="checkbox"/> Voice Sample 13				Predictive Routing Chatbots
<input type="checkbox"/> Voice Sample 14	This voice signature has been created for call menu 15.	10/13/2017	10/13/2017	Testing Predictive Routing
<input type="checkbox"/> Voice Sample 15	This voice signature has been created for call menu 16.	10/13/2017	10/13/2017	Testing Samples
<input type="checkbox"/> Voice Sample 16	This voice signature has been created for call menu 17.	10/13/2017	10/13/2017	Testing Chatbots
<input type="checkbox"/> Voice Sample 17	This voice signature has been created for call menu 18.	10/13/2017	10/13/2017	Testing Samples Predictive Routing
<input type="checkbox"/> Voice Sample 18	This voice signature has been created for call menu 19.	10/13/2017	10/13/2017	Testing Predictive Routing

1-19 of 19 | 25 per page

< < Page 1 of 1 > >

Precanned Vocal Avatar

Name	Description	Language
<input checked="" type="radio"/> Voice Sample 1	This is a quicker sounding voice signature	English - US
<input checked="" type="radio"/> Voice Sample 2	This is a louder sounding voice signature	English - US
<input checked="" type="radio"/> Voice Sample 3	This is a deeper sounding voice signature	English - US
<input checked="" type="radio"/> Voice Sample 4	This is a female sounding voice signature	English - US
<input checked="" type="radio"/> Voice Sample 5	This is a quieter sounding voice signature	Hebrew
<input checked="" type="radio"/> Pincocchio	This is a higher sounding voice signature	English - US

< Previous | Select

FIG. 17

958

1

**TECHNOLOGIES FOR INCORPORATING AN
AUGMENTED VOICE COMMUNICATION
INTO A COMMUNICATION ROUTING
CONFIGURATION**

BACKGROUND

Contact centers handle large amounts of interaction between end users and organizations. Routing configurations may be created for contact centers to route communications received by contact centers. Some routing configurations include prerecorded messages, which may be selected from multiple-choice menu messages (e.g., “press 1 to be routed to X” or “press 2 to be routed to Y”) and/or from custom voice recorded messages made by hired voice actors. However, multiple-choice menu messages may be perceived by end users as being confusing, time consuming, and unsympathetic of end user issues. Additionally, hiring voice actors is expensive and neither a scalable nor quick/efficient solution. For example, voice actor prerecorded messages do not scale easily over time, location, mood, etc. End users residing in a particular location of a country or territory may speak a slang, language, or dialect that is different from end users residing in another location. Similarly, voice actors are expensive and require significant time to produce prerecorded messages. Voice actors also may not be available or may become sick or may quit, which may result in voice inconsistency. Voice inconsistency may be problematic for organizations seeking alignment of brand and voice. For an organization that desires to uphold its brand recognition and strength, such voice inconsistency may hinder its brand image as well as its viability to scale its messaging to end users quickly and efficiently.

SUMMARY

According to an embodiment, a method for incorporating an augmented voice communication into a communication routing configuration of a contact center system includes selecting a vocal avatar, wherein the vocal avatar includes phonetic characteristics having first values, receiving a text communication and input user parameters from an input user, generating the augmented voice communication based on the text communication and the input user parameters, wherein the augmented voice communication includes phonetic characteristics having second values, wherein the first values of the phonetic characteristics of the vocal avatar are different from the second values of the phonetic characteristics of the augmented voice communication, and incorporating the augmented voice communication into the communication routing configuration of the contact center system.

In some embodiments, the method may further include obtaining one or more end user parameters, wherein the vocal avatar is selected in response to obtaining the one or more end user parameters.

In some embodiments, the method may further include receiving an end user communication from an end user and routing the end user communication to an automated chat resource based on the one or more end user parameters, wherein the automated chat resource uses the augmented voice communication to engage in an automated chat communication session with the end user.

In some embodiments, the method may further include monitoring the automated chat communication session between the end user and the automated chat resource and redirecting the automated chat communication session to a

2

contact center resource other than the automated chat resource in response to a trigger event detected during the monitoring of the automated chat communication session.

In some embodiments, the method may further include playing the augmented voice communication, determining that the augmented voice communication is not complete, and generating a second augmented voice communication based on second input user parameters in response to determining that the augmented voice communication is not complete, wherein the second augmented voice communication includes phonetic characteristics having third values, and wherein the first values of the phonetic characteristics of the vocal avatar are different from the third values of the phonetic characteristics of the second augmented voice communication.

In some embodiments, the one or more end user parameters may include profile information or demographic information corresponding to the end user.

In some embodiments, the one or more end user parameters may include at least one of an end user location, an end user language, an end user disabilities, an end user ethnicity, an end user mood, an end user gender, an end user age, an end user dialect, an end user slang, an end user diction, an end user satisfaction, or an end user personality characteristic.

In some embodiments, the phonetic characteristics may include at least one of a pitch, a tone, a mood, a gesture, or a conversation style.

In some embodiments, the input user parameters may augment the first values of the phonetic characteristics of the vocal avatar resulting in the second values of the phonetic characteristics of the augmented voice communication being different from the first values of the phonetic characteristics of the vocal avatar.

According to another embodiment, a method for incorporating an augmented voice communication into a communication routing configuration of a contact center system may include receiving an end user communication from an end user, obtaining one or more end user parameters, routing the end user communication to an automated chat resource based on the one or more end user parameters, selecting a vocal avatar by the automated chat resource, wherein the vocal avatar includes phonetic characteristics having first values, receiving a text communication and input user parameters from the automated chat resource, and generating the augmented voice communication based on the text communication and the input user parameters, wherein the augmented voice communication includes phonetic characteristics having second values, wherein the first values of the phonetic characteristics of the vocal avatar are different from the second values of the phonetic characteristics of the augmented voice communication, and the automated chat resource may use the augmented voice communication to engage in an automated chat communication session with the end user.

In some embodiments, the one or more end user parameters may include profile information or demographic information corresponding to the end user.

In some embodiments, the phonetic characteristics may include at least one of a pitch, a tone, a mood, a gesture, or a conversation style.

In some embodiments, the input user parameters may augment the first values of the phonetic characteristics of the vocal avatar resulting in the second values of the phonetic characteristics of the augmented voice communication being different from the first values of the phonetic characteristics of the vocal avatar.

In some embodiments, the method may further include monitoring the automated chat communication session between the end user and the automated chat resource and redirecting the automated chat communication session to a contact center resource other than the automated chat resource in response to detecting a trigger event during the monitoring of the automated chat communication session.

In some embodiments, a system for incorporating an augmented voice communication into a communication routing configuration of a contact center system may include at least one processor and at least one memory comprising a plurality of instructions stored thereon that, in response to execution by the at least one processor, causes the system to select a vocal avatar, wherein the vocal avatar includes phonetic characteristics having first values, receive a text communication and input user parameters from an input user, generate the augmented voice communication based on the text communication and the input user parameters, wherein the augmented voice communication includes phonetic characteristics having second values, wherein the first values of the phonetic characteristics of the vocal avatar are different from the second values of the phonetic characteristics of the augmented voice communication, incorporate the augmented voice communication into the communication routing configuration of the contact center system.

In some embodiments, the system may further include an end user device, and the plurality of instructions may further cause the system to receive an end user communication from an end user utilizing the end user device, obtain one or more end user parameters, and route the end user communication to an automated chat resource based on the one or more end user parameters, wherein the automated chat resource uses the augmented voice communication to engage in an automated chat communication session with the end user.

In some embodiments, the plurality of instructions may further cause the system to monitor the automated chat communication session between the end user and the automated chat resource and redirect the automated chat communication session to a contact center resource other than the automated chat resource in response to detection of a trigger event while the system monitors the automated chat communication session.

In some embodiments, the one or more end user parameters may include profile information or demographic information corresponding to the end user.

In some embodiments, the phonetic characteristics may include at least one of a pitch, a tone, a mood, a gesture, or a conversation style.

In some embodiments, the input user parameters may augment the first values of the phonetic characteristics of the vocal avatar resulting in the second values of the phonetic characteristics of the augmented voice communication being different from the first values of the phonetic characteristics of the vocal avatar.

This summary is not intended to identify key or essential features of the claimed subject matter, nor is it intended to be used as an aid in limiting the scope of the claimed subject matter. Further embodiments, forms, features, and aspects of the present application shall become apparent from the description and figures provided herewith.

BRIEF DESCRIPTION OF THE DRAWINGS

The concepts described herein are illustrative by way of example and not by way of limitation in the accompanying figures. For simplicity and clarity of illustration, elements illustrated in the figures are not necessarily drawn to scale.

Where considered appropriate, references labels have been repeated among the figures to indicate corresponding or analogous elements.

FIG. 1 is a simplified block diagram of at least one embodiment of a system for incorporating an augmented voice communication into a communication routing configuration;

FIG. 2 is a simplified block diagram of at least one embodiment of a cloud-based system of the system of FIG. 1 for incorporating an augmented voice communication into a communication routing configuration;

FIG. 3 is a simplified block diagram of at least one embodiment of a computing system;

FIG. 4 is a simplified block diagram of at least one embodiment of a method for incorporating an augmented voice communication into a communication routing configuration to be utilized by an automated chat resource for responding to an end user communication using the system of FIG. 1;

FIG. 5 is a simplified flow diagram of at least one embodiment of a method for creating a vocal avatar using the system of FIG. 1;

FIG. 6 is a simplified flow diagram of at least one embodiment of a method for creating an augmented voice communication using the system of FIG. 1;

FIG. 7 is a simplified flow diagram of at least one embodiment of a method for incorporating an augmented voice communication into a communication routing configuration using the system of FIG. 1;

FIG. 8 is a simplified flow diagram of at least one embodiment of a method for employing an automated chat resource to utilize an augmented voice communication in an automated chat communication session with the end user using the system of FIG. 1; and

FIGS. 9-17 illustrate various states of at least one embodiment of a graphical user interface of an application executed by the system of FIG. 1.

DETAILED DESCRIPTION

Although the concepts of the present disclosure are susceptible to various modifications and alternative forms, specific embodiments have been shown by way of example in the drawings and will be described herein in detail. It should be understood, however, that there is no intent to limit the concepts of the present disclosure to the particular forms disclosed, but on the contrary, the intention is to cover all modifications, equivalents, and alternatives consistent with the present disclosure and the appended claims.

References in the specification to “one embodiment,” “an embodiment,” “an illustrative embodiment,” etc., indicate that the embodiment described may include a particular feature, structure, or characteristic, but every embodiment may or may not necessarily include that particular feature, structure, or characteristic. Moreover, such phrases are not necessarily referring to the same embodiment. It should be further appreciated that although reference to a “preferred” component or feature may indicate the desirability of a particular component or feature with respect to an embodiment, the disclosure is not so limiting with respect to other embodiments, which may omit such a component or feature. Further, when a particular feature, structure, or characteristic is described in connection with an embodiment, it is submitted that it is within the knowledge of one skilled in the art to implement such feature, structure, or characteristic in connection with other embodiments whether or not explicitly described. Additionally, it should be appreciated that

5

items included in a list in the form of “at least one of A, B, and C” can mean (A); (B); (C); (A and B); (B and C); (A and C); or (A, B, and C). Similarly, items listed in the form of “at least one of A, B, or C” can mean (A); (B); (C); (A and B); (B and C); (A and C); or (A, B, and C). Further, with respect to the claims, the use of words and phrases such as “a,” “an,” “at least one,” and/or “at least one portion” should not be interpreted so as to be limiting to only one such element unless specifically stated to the contrary, and the use of phrases such as “at least a portion” and/or “a portion” should be interpreted as encompassing both embodiments including only a portion of such element and embodiments including the entirety of such element unless specifically stated to the contrary.

The disclosed embodiments may, in some cases, be implemented in hardware, firmware, software, or a combination thereof. The disclosed embodiments may also be implemented as instructions carried by or stored on one or more transitory or non-transitory machine-readable (e.g., computer-readable) storage media, which may be read and executed by one or more processors. A machine-readable storage medium may be embodied as any storage device, mechanism, or other physical structure for storing or transmitting information in a form readable by a machine (e.g., a volatile or non-volatile memory, a media disc, or other media device).

In the drawings, some structural or method features may be shown in specific arrangements and/or orderings. However, it should be appreciated that such specific arrangements and/or orderings may not be required. Rather, in some embodiments, such features may be arranged in a different manner and/or order than shown in the illustrative figures unless indicated to the contrary. Additionally, the inclusion of a structural or method feature in a particular figure is not meant to imply that such feature is required in all embodiments and, in some embodiments, may not be included or may be combined with other features.

Referring now to FIG. 1, in the illustrative embodiment, a system 100 for incorporating an augmented voice communication into a communication routing configuration includes a user input device 102, a network 104, a cloud-based system 106, an end user device 108, and a contact center system 110. Although only one user input device 102, one network 104, one cloud-based system 106, one end user device 108, and one contact center system 110 are shown in the illustrative embodiment of FIG. 1, the system 100 may include multiple user input devices 102, networks 104, cloud-based systems 106, end user devices 108, and/or contact center systems 110 in other embodiments. For example, in some embodiments, multiple cloud-based systems 106 (e.g., related or unrelated systems) may be used to perform the various functions described herein. Further, as described herein, multiple user input devices 102 and/or end user devices 108 may be used to access, for example, a web-based graphical user interface (e.g., the graphical user interface 900 of FIGS. 9-17) that permits input users to generate and incorporate various augmented voice communications into a communication routing configuration of multiple contact center systems 110.

It should be appreciated that the system 100 and technologies described herein may allow the quick and efficient creation of vocal avatars. The vocal avatars may be either pre-canned vocal avatars or custom made vocal avatars. The system 100 may also generate augmented voice communications based on the pre-canned and/or custom vocal avatars. In some embodiments, the system 100 may edit previously generated augmented voice communications. The

6

vocal avatars and augmented voice communications may be used within the contact center system 110. A benefit of using vocal avatars and augmented voice communications, according to some embodiments, may be that such vocal avatars and augmented voice communications may be created to sound like (e.g., identical or similar to) a certain human or character (e.g., a fictional cartoon, animated character, or anthropomorphized animal/object), which may reduce the need to hire separate voice actors to create prerecorded messages. The system 100 may be used to allow the contact center system 110 to generate augmented voice communications in real-time. Another benefit, according to some embodiments, may be that the system 100 may allow input users to augment the mood, pitch, tone, gestures, and conversation style of words or phrases of a vocal avatar or augmented voice communication (from a text communication and certain input user parameters) dynamically and/or in real time. In some embodiments, the system may incorporate augmented voice communications into the communication routing configurations of the contact center system 110. The system 100 may allow the selection and creation/customization of a diverse assortment of augmented voice communications to be used during script playback in a communications routing configuration in the contact center system 110. The incorporation of such functionality within a communication routing configuration may allow contact center systems to easily extend the range of augmented voice communications used during an automated chat resource communication session, which may be used to enhance voice self-service in the contact center system 110.

It should be appreciated that the user input device 102, network 104, cloud-based system 106, end user device 108, and contact center system 110 may be embodied as any type of device/system or collection of devices/systems suitable for performing the functions described herein. More specifically, in the illustrative embodiment, the user input device 102 and/or the end user device 108 may be a voice communications device, such as a telephone, a cellular phone, or a satellite phone. The user input device 102 and/or the end user device 108 alternatively may be, for example, an electronic tablet, an electronic book reader, a personal digital assistant (PDA), a portable music player, or a computer capable of communication with the cloud-based system 106. The user input device 102 and/or the end user device 108 may have various input/output devices with which a user may interact to provide and receive audio, text, video, and other forms of data. The user input device 102 and/or the end user device 108 may allow an end user to interact with the cloud-based system 106 over the network 104.

In some embodiments, the user input device 102 and/or the end user device 108 may be embodied as any type of device capable of executing an application and otherwise performing the functions described herein. For example, in the illustrative embodiment, the user input device 102 may be configured to execute an application 112, and the end user device 108 may be configured to execute an application 114. It should be appreciated that each of the applications 112, 114 may be embodied as any type of application suitable for performing the functions described herein. In particular, in some embodiments, one or more of the applications 112, 114 may be embodied as a mobile application (e.g., a smartphone application), a cloud-based application, a web application, a thin-client application, and/or another type of application. For example, in some embodiments, one or more of the applications 112, 114 may serve as a client-side interface (e.g., via a web browser) for a web-based appli-

cation or service. Additionally, although only one application **112, 114** is shown as being executed by the corresponding devices **102, 108**, it should be appreciated that each of the devices **102, 108** may be configured to execute other applications in order to perform the functions described herein.

As described herein, in some embodiments, an input user may interact with the user input device **102** via a graphical user interface (GUI) of the application **112** (e.g., the graphical user interface **900** of FIGS. 9-17) in order to create a vocal avatar to be used to generate an augmented voice communication (e.g., via the cloud-based system **106**) for incorporation into a communication routing configuration of the contact center system **110** as described herein.

The network **104** may be embodied as any one or more types of communication networks that are capable of facilitating communication between the various devices communicatively connected via the network **104**. As such, the network **104** may include one or more networks, routers, switches, access points, hubs, computers, and/or other intervening network devices. For example, the network **104** may be embodied as or otherwise include one or more cellular networks, telephone networks, local or wide area networks, publicly available global networks (e.g., the Internet), ad hoc networks, short-range communication links, or a combination thereof. In some embodiments, the network **104** may include a circuit-switched voice or data network, a packet-switched voice or data network, and/or any other network able to carry voice and/or data. In particular, in some embodiments, the network **104** may include Internet Protocol (IP)-based and/or asynchronous transfer mode (ATM)-based networks. In some embodiments, the network **104** may handle voice traffic (e.g., via a Voice over IP (VOIP) network), web traffic (e.g., such as hypertext transfer protocol (HTTP) traffic and hypertext markup language (HTML) traffic), and/or other network traffic depending on the particular embodiment and/or devices of the system **100** in communication with one another. In various embodiments, the network **104** may include analog or digital wired and wireless networks (e.g., IEEE 802.11 networks, Public Switched Telephone Network (PSTN), Integrated Services Digital Network (ISDN), and Digital Subscriber Line (xDSL)), Third Generation (3G) mobile telecommunications networks, Fourth Generation (4G) mobile telecommunications networks, Fifth Generation (5G) mobile telecommunications networks, a wired Ethernet network, a private network (e.g., such as an intranet), radio, television, cable, satellite, and/or any other delivery or tunneling mechanism for carrying data, or any appropriate combination of such networks. The network **104** may enable connections between the various devices/systems **102, 106, 108, 110** of the system **100**. It should be appreciated that the various devices/systems **102, 106, 108, 110** may communicate with one another via different networks **104** depending on the source and/or destination devices **102, 106, 108, 110**. Further, in some embodiments, one or more of the devices/systems **102, 106, 108, 110** may not be configured to communicate with another of the devices/systems **102, 106, 108, 110** via the network **104**.

The contact center system **110** may be embodied as any system capable of providing contact center services (e.g., call center services) to an end user and otherwise performing the functions described herein. Depending on the particular embodiment, it should be appreciated that the contact center system **110** may be located on the premises of the organization utilizing the contact center system **110** and/or located remotely relative to the organization (e.g., in a cloud-based

computing environment). In some embodiments, a portion of the contact center system **110** may be located on the organization's premises/campus while other portions of the contact center system **110** are located remotely relative to the organization's premises/campus. As such, it should be appreciated that the contact center system **110** may be deployed in equipment dedicated to the organization or third-party service provider thereof and/or deployed in a remote computing environment such as, for example, a private or public cloud environment with infrastructure for supporting multiple contact centers for multiple enterprises. In some embodiments, the contact center system **110** includes resources (e.g., personnel, computers, and telecommunication equipment) to enable delivery of services via telephone and/or other communication mechanisms. Such services may include, for example, technical support, help desk support, emergency response, and/or other contact center services depending on the particular type of contact center.

The cloud-based system **106** may be embodied as any one or more types of devices/systems that are capable of performing the functions described herein. In the illustrative embodiment, the cloud-based system **106** is embodied as a cloud-based system executing in a cloud computing environment; however, it should be appreciated that, in other embodiments, the cloud-based system **106** or a portion thereof (e.g., one or more of the border communications device **202**, the SIP server **204**, the resource manager **206**, the media control platform **208**, the speech/text analytics system **210**, the voice signature generator **212**, the voice data storage **214**, the voice generator **216**, the voice gateway **218**, the media augmentation system **220**, and/or the chat bot **222**, and/or one or more portions thereof) may be embodied as one or more systems executing outside of a cloud computing environment.

In cloud-based embodiments, one or more of the cloud-based system **106**, the border communications device **202**, the SIP server **204**, the resource manager **206**, the media control platform **208**, the speech/text analytics system **210**, the voice signature generator **212**, the voice data storage **214**, the voice generator **216**, the voice gateway **218**, the media augmentation system **220**, and/or the chat bot **222** (and/or one or more portions thereof) may be embodied as a server-ambiguous computing solution, for example, that executes a plurality of instructions on-demand, contains logic to execute instructions only when prompted by a particular activity/trigger, and does not consume computing resources when not in use. That is, the cloud-based system **106**, the border communications device **202**, the SIP server **204**, the resource manager **206**, the media control platform **208**, the speech/text analytics system **210**, the voice signature generator **212**, the voice data storage **214**, the voice generator **216**, the voice gateway **218**, the media augmentation system **220**, and/or the chat bot **222** (and/or one or more portions thereof) may be embodied as a virtual computing environment residing "on" a computing system (e.g., a distributed network of devices) in which various 3rd party virtual functions may be executed corresponding with the functions of the cloud-based system **106**, the border communications device **202**, the SIP server **204**, the resource manager **206**, the media control platform **208**, the speech/text analytics system **210**, the voice signature generator **212**, the voice data storage **214**, the voice generator **216**, the voice gateway **218**, the media augmentation system **220**, and/or the chat bot **222** (and/or one or more portions thereof) described herein. For example, when an event occurs (e.g., data is transferred to the cloud-based system **106** for han-

dling), the virtual computing environment may be communicated with (e.g., via a request to an API of the virtual computing environment), whereby the API may route the request to the correct virtual function (e.g., a particular server-ambiguous computing resource) based on a set of rules. As such, when a request for the transmission of data is made (e.g., via an appropriate user interface to the cloud-based system 106), the appropriate virtual function(s) may be executed to perform the actions before eliminating the instance of the virtual function(s).

Referring now to FIG. 2, the border communication device 202 may be embodied as any one or more types of devices/systems that are capable of performing the functions described herein. For example, in some embodiments, the border communication device 202 may be configured to control signaling and media streams involved in setting up, conducting, and tearing down voice conversations and other media communications between, for example, an end user and contact center system. According to some embodiments, the border communication device 202 may be a session border controller (SBC) controlling the signaling and media exchanged during a media session (also referred to as a “call,” “telephony call,” or “communication session”) between the end user and contact center system. According to some embodiments, the signaling exchanged during a media session may include SIP, H.323, Media Gateway Control Protocol (MGCP), and/or any other voice-over IP (VoIP) call signaling protocols. The media exchanged during a media session may include media streams that carry the call’s audio, video, or other data along with information of call statistics and quality.

According to some embodiments, the border communication device 202 may operate according to a standard SIP back-to-back user agent (B2BUA) configuration. In this regard, the border communication device 202 may be inserted in the signaling and media paths established between a calling and called parties in a VoIP call. In some embodiments, it should be understood that other intermediary software and/or hardware devices may be invoked in establishing the signaling and/or media paths between the calling and called parties.

According to some embodiments, the border communication device 202 may exert control over the signaling (e.g., SIP messages) and media streams (e.g., RTP data) routed to and from the end user device 108 and the contact center system 110 that traverse the network 104. In this regard, the border communication device 202 may be coupled to trunks that carry signals and media for calls to and from the end user device 108 over the network 104, and to trunks that carry signals and media to and from the contact center system 110 over the network 104.

The SIP server 204 may be embodied as any one or more types of devices/systems that are capable of performing the functions described herein. For example, in some embodiments, the SIP server 204 may act as a SIP B2BUA and may control the flow of SIP requests and responses between SIP endpoints. Any other controller configured to set up and tear down VoIP communication sessions may be contemplated in addition to or in lieu of the SIP server 204 in other embodiments. The SIP server 204 may be a separate logical component or may be combined with the resource manager 206. In some embodiments, the SIP server 204 may be hosted at the contact center system 110. Although a SIP server 204 is used in the illustrative embodiment, any other call server configured with any other VoIP protocol may be used in addition to or in lieu of SIP, such as, for example,

H.232 protocol, Media Gateway Control Protocol, Skype protocol, and/or other suitable technologies in other embodiments.

The resource manager 206 may be embodied as any one or more types of devices/systems that are capable of performing the functions described herein. In the illustrative embodiment, the resource manager 206 may be configured to allocate and monitor a pool of media control platforms for providing load balancing and high availability for each resource type. According to some embodiments, the resource manager 206 may monitor and may select a media control platform 208 from a cluster of available platforms. The selection of the media control platform 208 may be dynamic, for example, based on identification of a location of a calling end user, type of media services to be rendered, detected quality of a current media service, and/or other factors.

According to some embodiments, the resource manager 206 may be configured to process requests for media services, and interact with, for example, a configuration server having a configuration database, to determine an interactive voice response (IVR) profile, voice application (e.g. Voice Extensible Markup Language (Voice XML) application), announcement, and conference application, resource, and service profile that can deliver the service, such as, for example, a media control platform. According to some embodiments, the resource manager may provide hierarchical multi-tenant configurations for service providers, enabling them to apportion a select number of resources for each tenant.

According to some embodiments, the resource manager 206 may be configured to act as a SIP proxy, a SIP registrar, and/or a SIP notifier. In this regard, the resource manager 206 may act as a proxy for SIP traffic between two SIP components. As a SIP registrar, the resource manager 206 may accept registration of various resources via, for example, SIP REGISTER messages. In this manner, the cloud-based system 106 may support transparent relocation of call-processing components. In some embodiments, components such as the media control platform 208 do not register with the resource manager 206 at startup. The resource manager 206 may detect instances of the media control platform 208 through configuration information retrieved from the configuration database. If the media control platform 208 has been configured for monitoring, the resource manager 206 may monitor resource health by using, for example, SIP OPTIONS messages. In some embodiments, to determine whether the resources in the group are alive, the resource manager 206 may periodically send SIP OPTIONS messages to each media control platform 208 resource in the group. If the resource manager 206 receives an OK response, the resources are considered alive. It should be appreciated that the resource manager 206 may be configured to perform other various functions, which have been omitted for brevity of the description. The resource manager 206 and the media control platform 208 may collectively be referred to as a media controller.

According to some embodiments, the resource manager 206 may act as a SIP notifier by accepting, for example, SIP SUBSCRIBE requests from the SIP server 204 and maintaining multiple independent subscriptions for the same or different SIP devices. The subscription notices are targeted for the tenants that are managed by the resource manager 206. In this role, the resource manager 206 may periodically generate SIP NOTIFY requests to subscribers (or tenants) about port usage and the number of available ports. The resource manager 206 may support multi-tenancy by send-

ing notifications that contain the tenant name and the current status (in- or out-of-service) of the media control platform **208** that is associated with the tenant, as well as current capacity for the tenant.

The media control platform **208** may be embodied as any service or system capable of providing media services and otherwise performing the functions described herein. For example, in some embodiments, the media control platform **208** may be configured to provide call and media services upon request from a service user. Such services may include, without limitation, initiating outbound calls, playing music or providing other media while a call is placed on hold, call recording, conferencing, call progress detection, playing audio/video prompts during a customer self-service session, and/or other call and media services. One or more of the services may be defined by voice applications (e.g., VoiceXML applications) that are executed as part of the process of establishing a media session between the media control platform **208** and the end user.

The speech/text analytics system (STAS) **210** may be embodied as any service or system capable of providing various speech analytics and text processing functionalities (e.g., text-to-speech) as will be understood by a person of skill in the art and otherwise performing the functions described herein. The speech/text analytics system **210** may perform automatic speech and/or text recognition and grammar matching for end user communications sessions that are handled by the cloud-based system **106**. The speech/text analytics system **210** may include one or more processors and instructions stored in machine-readable media that are executed by the processors to perform various operations. In some embodiments, the machine-readable media may include non-transitory storage media, such as hard disks and hardware memory systems.

The voice signature generator **212** may be embodied as any service or system capable of creating a vocal avatar and otherwise performing the functions described herein. The voice signature generator **212** may be configured to receive and record voice communication samples. The voice signature generator **212** may also be configured to create a vocal avatar from recorded voice samples. In other embodiments, it should be appreciated that the voice signature generator **212** may, additionally or alternatively, include other types of systems of creating vocal avatars for processing by the cloud-based system **106** and/or other devices of the system **100**.

The voice data storage **214** may be embodied as one or more databases, data structures, and/or data storage devices capable of storing data in the cloud-based system **106** or otherwise facilitating the storage of such data for the cloud-based system **106**. For example, in some embodiments, the voice data storage **214** may include one or more cloud storage buckets. In other embodiments, it should be appreciated that the voice data storage **214** may, additionally or alternatively, include other types of voice data storage mechanisms that allow for dynamic scaling of the amount of data storage available to the cloud-based system **106**. In some embodiments, the voice data storage **214** may store scripts (e.g., pre-programmed scripts or otherwise). In some embodiments, the voice data storage **214** may store vocal avatars and/or augmented voice communications. The voice data storage **214** may also be embodied as any device or component, or collection of devices or components, capable of short-term or long-term storage of data. Although the voice data storage **214** is described herein as data storages and databases, it should be appreciated that the voice data storage **214** may include both a database (or other type of

organized collection of data and structures) and data storage for the actual storage of the underlying data. The voice data storage **214** may store various data useful for performing the functions described herein. As described herein, in some embodiments, the voice data storage **214** may be used to store vocal avatars (e.g., vocal avatars created by the voice signature generator **212**) and/or augmented voice communications (e.g., augmented voice communications created by the voice generator **216**).

The voice generator **216** may be embodied as any service or system capable of generating a voice communication (e.g., an augmented voice communication) and otherwise performing the functions described herein. In some embodiments, the voice generator **216** may generate the voice communication based on a particular voice signature. The voice generator **216** may also be configured to generate an augmented voice communication. In other embodiments, it should be appreciated that the voice generator **216** may, additionally or alternatively, include other types of systems of generating augmented voice communications for processing by the cloud-based system **106** and/or other devices of the system **100**.

The voice gateway **218** may be embodied as any service or system capable of performing the functions described herein. In the illustrative embodiment, the voice gateway **218** receives end user calls from or places calls to voice communications devices, such as the end user device **108**, and responds to the calls in accordance with a voice program that corresponds to a communication routing configuration of the contact center system **110**. In some embodiments, the voice program may include a voice avatar or an augmented voice communication. The voice program may be accessed from local memory within the voice gateway **218** or from other storage media in the cloud-based system **106**. In some embodiments, the voice gateway **218** may process voice programs that are script-based voice applications. The voice program, therefore, may be a script written in a scripting language, such as voice extensible markup language (VoiceXML) or speech application language tags (SALT). The cloud-based system **106** may also communicate with the voice data storage **214** to read and/or write user interaction data (e.g., state variables for a data communications session) in a shared memory space.

The media augmentation system **220** may be embodied as any service or system capable of specifying how the portions of the cloud-based system **106** (e.g., one or more of the border communications device **202**, the SIP server **204**, the resource manager **206**, the media control platform **208**, the speech/text analytics system **210**, the voice signature generator **212**, the voice data storage **214**, the voice generator **216**, the voice gateway **218**, the media augmentation system **220**, and/or the chat bot **222**, and/or one or more portions thereof) interact with each other and otherwise performing the functions described herein. In some embodiments, the media augmentation system **220** may be embodied as or include an application program interface (API). In some embodiments, the media augmentation system **220** enables integration of differing parameters and/or protocols that are used with various planned application and media types utilized within the cloud-based system **106**.

The chat bot **222** may be embodied as any automated service or system capable of using automation to engage with end users and otherwise performing the functions described herein. For example, in some embodiments, the chat bot **222** may operate, for example, as an executable program that can be launched according to demand for the particular chat bot. In some embodiments, the chat bot **222**

simulates and processes human conversation (either written or spoken), allowing humans to interact with digital devices as if the humans were communicating with another human. In some embodiments, the chat bot **222** may be as simple as rudimentary programs that answer a simple query with a single-line response, or as sophisticated as digital assistants that learn and evolve to deliver increasing levels of personalization as they gather and process information. In some embodiments, the chat bot **222** includes and/or leverages artificial intelligence, adaptive learning, bots, cognitive computing, and/or other automation technologies. In some embodiments, the chat bot **222** may leverage one or more machine learning and/or artificial intelligence techniques to determine the best selection of vocal avatars and/or augmented voice communications. For example, in some embodiments, the chat bot **222** may utilize one or more neural network algorithms, regression algorithms, instance-based algorithms, regularization algorithms, decision tree algorithms, Bayesian algorithms, clustering algorithms, association rule learning algorithms, deep learning algorithms, dimensionality reduction algorithms, rule-based algorithms, ensemble algorithms, artificial intelligence, and/or other suitable machine learning algorithms, artificial intelligence algorithms, techniques, and/or mechanisms.

In one embodiment, the number of chat bots **222** may vary according to the design and function of a chat automation server, and is not limited to the number illustrated in FIG. 2. For example, different chat bots **222** may be created to have different profiles. The profile of a particular chat bot may be used to select a chat bot with expertise for helping an end user on a particular subject control, for example, how the chat bot communicates with a particular end user. Engaging chat bots **222** with profiles that are catered to specific types of end users may allow more effective communication with such end users. For example, one chat bot may be designed or specialized to engage in a first topic of communication, while another chat bot may be designed or specialized to engage in a second topic of communication that is different from the first topic of communication. In another example, the chat bots **222** may be configured to utilize different dialects or slang, or may have different personality traits or characteristics. For example, the vocabulary of the different chat bots **222** may be tailored to use the slang or diction of young people, elderly people, people in a certain region of the country, and/or people having a certain language or ethnic background. Chat bot **222** may also be referred to herein as one or more chat robots, AI chat bots, automated chat robot, chatterbots, dialog systems, conversational agents, automated chat resources, and/or bots.

A benefit of utilizing automated chat robots for engaging in chat conversations with end users may be that it helps contact centers to more efficiently use valuable and costly resources like human resources, while maintaining end user satisfaction. For example, chat robots may be invoked to initially handle chat conversations without a human end user knowing that it is conversing with a robot. The chat conversation may be escalated to a human resource if and when appropriate. Thus, human resources need not be unnecessarily tied up in handling simple requests and may instead be more effectively used to handle more complex requests or to monitor the progress of many different automated communications at the same time.

It should be appreciated that each of the user input device **102**, the network **104**, the cloud-based system **106**, the end user device **108**, and/or the contact center system **110** may be embodied as (or include) one or more computing devices similar to the computing device **300** described below in

reference to FIG. 3. For example, in the illustrative embodiment, each of the user input device **102**, the network **104**, the cloud-based system **106**, the end user device **108**, and/or the contact center system **110** may include a processing device **302** and a memory **306** having stored thereon operating logic **308** (e.g., a plurality of instructions) for execution by the processing device **302** for operation of the corresponding device.

Referring now to FIG. 3, a simplified block diagram of at least one embodiment of a computing device **300** is shown. The illustrative computing device **300** depicts at least one embodiment of a user input device, cloud-based system, end user device, and/or contact center system that may be utilized in connection with the user input device **102**, the network **104**, the cloud-based system **106**, the end user device **108**, and/or the contact center system **110** illustrated in FIG. 1. Further, in some embodiments, one or more of the border communications device **202**, the SIP server **204**, the resource manager **206**, the media control platform **208**, the speech/text analytics system **210**, the voice signature generator **212**, the voice data storage **214**, the voice generator **216**, the voice gateway **218**, the media augmentation system **220**, and/or the chat bot **222** (and/or a portion thereof) may be embodied as or executed by a computing device similar to the computing device **300**. Depending on the particular embodiment, the computing device **300** may be embodied as a server, desktop computer, laptop computer, tablet computer, notebook, netbook, Ultrabook™, cellular phone, mobile computing device, smartphone, wearable computing device, personal digital assistant, Internet of Things (IoT) device, processing system, wireless access point, router, gateway, and/or any other computing, processing, and/or communication device capable of performing the functions described herein.

The computing device **300** includes a processing device **302** that executes algorithms and/or processes data in accordance with operating logic **308**, an input/output device **304** that enables communication between the computing device **300** and one or more external devices **310**, and memory **306** which stores, for example, data received from the external device **310** via the input/output device **304**.

The input/output device **304** allows the computing device **300** to communicate with the external device **310**. For example, the input/output device **304** may include a transceiver, a network adapter, a network card, an interface, one or more communication ports (e.g., a USB port, serial port, parallel port, an analog port, a digital port, VGA, DVI, HDMI, FireWire, CAT 5, or any other type of communication port or interface), and/or other communication circuitry. Communication circuitry of the computing device **300** may be configured to use any one or more communication technologies (e.g., wireless or wired communications) and associated protocols (e.g., Ethernet, Bluetooth®, Wi-Fi®, WiMAX, etc.) to effect such communication depending on the particular computing device **300**. The input/output device **304** may include hardware, software, and/or firmware suitable for performing the techniques described herein.

The external device **310** may be any type of device that allows data to be inputted or outputted from the computing device **300**. For example, in various embodiments, the external device **310** may be embodied as the user input device **102**, the end user device **108**, the cloud-based system **106**, the contact center system **110**, the border communications device **202**, the SIP server **204**, the resource manager **206**, the media control platform **208**, the speech/text analytics system **210**, the voice signature generator **212**, the voice data storage **214**, the voice generator **216**, the voice

gateway **218**, the media augmentation system **220**, and/or the chat bot **222**. Further, in some embodiments, the external device **310** may be embodied as another computing device, switch, diagnostic tool, controller, printer, display, alarm, peripheral device (e.g., keyboard, mouse, touch screen display, etc.), and/or any other computing, processing, and/or communication device capable of performing the functions described herein. Furthermore, in some embodiments, it should be appreciated that the external device **310** may be integrated into the computing device **300**.

The processing device **302** may be embodied as any type of processor(s) capable of performing the functions described herein. In particular, the processing device **302** may be embodied as one or more single or multi-core processors, microcontrollers, or other processor or processing/controlling circuits. For example, in some embodiments, the processing device **302** may include or be embodied as an arithmetic logic unit (ALU), central processing unit (CPU), digital signal processor (DSP), and/or another suitable processor(s). The processing device **302** may be a programmable type, a dedicated hardwired state machine, or a combination thereof. Processing devices **302** with multiple processing units may utilize distributed, pipelined, and/or parallel processing in various embodiments. Further, the processing device **302** may be dedicated to performance of just the operations described herein, or may be utilized in one or more additional applications. In the illustrative embodiment, the processing device **302** is programmable and executes algorithms and/or processes data in accordance with operating logic **308** as defined by programming instructions (such as software or firmware) stored in memory **306**. Additionally or alternatively, the operating logic **308** for processing device **302** may be at least partially defined by hardwired logic or other hardware. Further, the processing device **302** may include one or more components of any type suitable to process the signals received from input/output device **304** or from other components or devices and to provide desired output signals. Such components may include digital circuitry, analog circuitry, or a combination thereof.

The memory **306** may be of one or more types of non-transitory computer-readable media, such as a solid-state memory, electromagnetic memory, optical memory, or a combination thereof. Furthermore, the memory **306** may be volatile and/or nonvolatile and, in some embodiments, some or all of the memory **306** may be of a portable type, such as a disk, tape, memory stick, cartridge, and/or other suitable portable memory. In operation, the memory **306** may store various data and software used during operation of the computing device **300** such as operating systems, applications, programs, libraries, and drivers. It should be appreciated that the memory **306** may store data that is manipulated by the operating logic **308** of processing device **302**, such as, for example, data representative of signals received from and/or sent to the input/output device **304** in addition to or in lieu of storing programming instructions defining operating logic **308**. As shown in FIG. 3, the memory **306** may be included with the processing device **302** and/or coupled to the processing device **302** depending on the particular embodiment. For example, in some embodiments, the processing device **302**, the memory **306**, and/or other components of the computing device **300** may form a portion of a system-on-a-chip (SoC) and be incorporated on a single integrated circuit chip.

In some embodiments, various components of the computing device **300** (e.g., the processing device **302** and the memory **306**) may be communicatively coupled via an

input/output subsystem, which may be embodied as circuitry and/or components to facilitate input/output operations with the processing device **302**, the memory **306**, and other components of the computing device **300**. For example, the input/output subsystem may be embodied as, or otherwise include, memory controller hubs, input/output control hubs, firmware devices, communication links (i.e., point-to-point links, bus links, wires, cables, light guides, printed circuit board traces, etc.) and/or other components and subsystems to facilitate the input/output operations.

The computing device **300** may include other or additional components, such as those commonly found in a typical computing device (e.g., various input/output devices and/or other components), in other embodiments. It should be further appreciated that one or more of the components of the computing device **300** described herein may be distributed across multiple computing devices. In other words, the techniques described herein may be employed by a computing system that includes one or more computing devices. Additionally, although only a single processing device **302**, I/O device **304**, and memory **306** are illustratively shown in FIG. 3, it should be appreciated that a particular computing device **300** may include multiple processing devices **302**, I/O devices **304**, and/or memories **306** in other embodiments. Further, in some embodiments, more than one external device **310** may be in communication with the computing device **300**.

Referring now to FIG. 4, in use, the system **100** may execute a method **400** for incorporating an augmented voice communication into a communication routing configuration to be utilized by a chat bot to respond to an end user. It should be appreciated that the particular blocks of the method **400** are illustrated by way of example, and such blocks may be combined or divided, added or removed, and/or reordered in whole or in part depending on the particular embodiment, unless stated to the contrary.

The illustrative method **400** begins with block **402** in which the system **100** (e.g., via the cloud-based system **106** or, more specifically, the voice signature generator **212**) may create a vocal avatar and store the created vocal avatar (e.g., in the voice data storage **214**). In some embodiments, to do so, the system **100** may execute the method **500** of FIG. 5 described in detail below. In block **404**, the system **100** (e.g., via the cloud-based system **106** or, more specifically, the voice generator **216**) may use the created vocal avatar to create an augmented voice communication and store the augmented voice communication (e.g., in the voice data storage **214**). In some embodiments, to do so, the system **100** may execute the method **600** of FIG. 6 as described in detail below. In block **406**, the system **100** (e.g., via the cloud-based system **106**) may incorporate the augmented voice communication into a communication routing configuration of the contact center system **110**. In some embodiments, to do so, the system **100** may execute the method **700** of FIG. 7 as described in detail below. In block **408**, the system **100** (e.g., via the cloud-based system **106**) may utilize the chat bot **222** to respond to an end user communication received from the end user device **108** by utilizing the augmented voice communication incorporated into the communication routing configuration of the contact center system **110**. In some embodiments, to do so, the system **100** may execute the method **800** of FIG. 8 as described in detail below.

Although the blocks **402-408** are described in a relatively serial manner, it should be appreciated that various blocks of the method **400** may be performed in parallel in some embodiments.

Referring now to FIG. 5, in use, the system 100 may execute a method 500 for creating a vocal avatar. It should be appreciated that the particular blocks of the method 500 are illustrated by way of example, and such blocks may be combined or divided, added or removed, and/or reordered in whole or in part depending on the particular embodiment, unless stated to the contrary.

The illustrative method 500 begins with block 502 in which the system 100 (e.g., via the cloud-based system 106) may receive voice communication samples from the user input device 102 at the voice signature generator 212. For example, in some embodiments, an input user may use a graphical user interface such as the graphical user interface 900 of FIGS. 9-11 to provide the relevant voice communication samples. In such embodiments, the system 100 may receive the voice communication samples via a web-based application (e.g., the application 112) or another suitable application. In some embodiments, the voice communication samples may be of an input user's natural voice. In block 504, the voice signature generator 212 may record voice communication samples received from the user input device 102. It should be appreciated that the number of voice communication samples received and recorded for a particular user may vary depending on the particular embodiment. For example, in some embodiments, the voice signature generator 212 may receive and record one voice communication sample. In other embodiments, the voice signature generator 212 may receive and record multiple voice communication samples. In block 506, the voice signature generator 212 may determine whether sufficient voice communication samples have been recorded by the voice signature generator 212 to create a vocal avatar. If the voice signature generator 212 determines that an insufficient number or quality of voice communication samples have been recorded, the method 500 may return to block 502 in which the voice signature generator 212 may receive and record additional voice communication samples. If the voice signature generator 212 determines that sufficient voice communication samples have been recorded, the method 500 may advance to block 508 in which the voice signature generator 212 may create a vocal avatar from the recorded voice communication samples. In some embodiments, a vocal avatar is a digital copy or clone of a particular voice. In some embodiments, the voice is an input user's voice. In some embodiments, the voice is a human's voice. For example, in some embodiments, the vocal avatar is a digital voice that sounds like (e.g., is an accurate representation of) the input user's voice. A vocal avatar may also be referred to herein as synthetic voice, digital voice, synthesized speech, voice clone, cloned speech, voice signature, and/or avatar. In some embodiments, the vocal avatar includes phonetic characteristics having certain values.

In block 510, the cloud-based system 106 may store the created vocal avatar in the voice data storage 214. For example, in some embodiments, an input user may use a graphical user interface such as the graphical user interface 900 of FIG. 12 to store the vocal avatar.

Although the blocks 502-510 are described in a relatively serial manner, it should be appreciated that various blocks of the method 500 may be performed in parallel in some embodiments.

Referring now to FIG. 6, in use, the system 100 may execute a method 600 for creating an augmented voice communication. It should be appreciated that the particular blocks of the method 600 are illustrated by way of example, and such blocks may be combined or divided, added or removed, and/or reordered in whole or in part depending on

the particular embodiment, unless stated to the contrary. The illustrative method 600 begins with block 602 in which the system 100 (e.g., via the cloud-based system 106) may obtain end user parameters regarding a particular end user. In some embodiments, the parameters may be profile information corresponding to an end user. In some embodiments, the parameters may be demographic information corresponding to an end user. In some embodiments, the parameters may be at least one of end user location, end user language, end user disabilities (or abilities), end user ethnicity, end user mood, end user gender, end-user age (e.g., young or elderly end user), end user dialects, end user slangs, end user dictions, end user satisfaction, or end user personality traits or characteristics. In some embodiments, block 602 may be omitted such that the cloud-based system 106 does not obtain end user parameters regarding a particular end user.

In block 604, the cloud-based system 106 may select a vocal avatar from the voice data storage 214 based on the end user parameters obtained by the cloud-based system 106. In some embodiments, the vocal avatar may include phonetic characteristics having first values (e.g., a particular speed, a particular pitch, etc.). In some embodiments, an input user may use a graphical user interface such as the graphical user interface 900 of FIG. 9 or 16 to select the vocal avatar. In such embodiments, an input user may select the vocal avatar via a web-based application (e.g., the application 112) or another suitable application. In other embodiments, it should be appreciated that the vocal avatar may be selected without consideration of end user parameters. Accordingly, in such embodiments, the vocal avatar may be selected based on other criteria (e.g., preference of an input user).

Regarding block 606, the cloud-based system 106 may receive a text communication from the user input device. It should be appreciated that an input user may use a graphical user interface such as the graphical user interface 900 of FIGS. 13-14 to enter a text communication. In such embodiments, an input user may enter the text communication via a web-based application (e.g., the application 112) or another suitable application. In some embodiments, the text communication is typewritten by the input user at the user input device 102. The text communication may be words, numbers, or symbols. The text communication may include punctuation.

In block 608, the voice generator 216 may receive the text communication and input user parameters. The voice generator 216 may generate an augmented voice communication utilizing the text communication and input user parameters. The augmented voice communication may sound identical, substantially similar, or similar to the vocal avatar. In some embodiments, an input user may use a graphical user interface such as the graphical user interface 900 of FIGS. 12-13 to generate an augmented voice communication utilizing the text communication and input user parameters. In such embodiments, an augmented voice communication may be generated utilizing the text communication and input user parameters via a web-based application (e.g., the application 112) or other suitable application.

The input user parameters may augment the first values of the phonetic characteristics of the vocal avatar, including, for example, conversation style, pitch, tone, mood, and gestures. In some embodiments, the input user parameters may augment conversation style by changing the conversation style of the initial/first values of the phonetic characteristics of the vocal avatar to at least one of friendly, promotional, conversational, or storytelling. In some

embodiments, the input user parameters may augment pitch by augmenting the frequency (e.g., highness or lowness) of the tone. In some embodiments, the input user parameters may augment the frequency of the tone using pitch values from 0 to 100. In such embodiments, pitch values closer to 0 may correspond to lower frequency tones and pitch values closer to 100 may correspond to higher frequency tones (e.g., with a pitch value of 50 corresponding with the original frequency of the vocal avatar). In some embodiments, the input user parameters may augment tone/mood by changing the tone/mood of the initial/first values of the phonetic characteristics of the vocal avatar to at least one of promotional, neutral, angry, happy, or apologetic. In some embodiments, the input user parameters may augment gestures by changing the gestures of the initial/first values of the phonetic characteristics of the vocal avatar to at least one of clapping, whistling, laughing, throat-clearing, tongue clicking, coughing, groaning, or exclaiming (e.g., “oh!”). In some embodiments, the input user may augment the phonetic characteristics in real-time during an end user communication. In some embodiments, the input user may augment the phonetic characteristics before a real-time end user communication. In some embodiments, the phonetic characteristics are augmented based on end user parameters.

In some embodiments, the voice generator **216** may augment a vocal avatar by augmenting the entire text communication or a portion of the text communication. For example, an input user may enter “This is an automated message generated to test our automated call menu” as a text communication into the graphical user interface of the application **112** (see FIG. **14**). In such an embodiment, the input user may enter input user parameters via a web-based application (e.g., the application **112**) or other application for the entire text communication or portions of the text communication (e.g., “automated message”) to augment a vocal avatar by augmenting the entire text communication or a portion thereof (see FIG. **14**). It should be appreciated that, in some embodiments, the input user may augment one phonetic characteristic of one portion of the text communication in one way and augment another phonetic characteristic (or the same characteristic) of another portion of the text communication in another way.

In block **610**, the user input device **102** may play the augmented voice communication through speakers or other sound systems of the user input device **102**. In some embodiments, an input user may use a graphical user interface such as the graphical user interface **900** of FIGS. **13-14** to click play (e.g., play an augmented voice communication). In such embodiments, an input user may click play via a web-based application (e.g., the application **112**) or other suitable application.

In block **612**, the cloud-based system **106** may determine whether the augmented voice communication is complete. If the cloud-based system **106** determines that the augmented voice communication is not complete, the method **600** may return to block **608** in which the voice generator **216** may generate a second augmented voice communication based on the text communication and new/second input user parameters. In some embodiments, the voice generator **216** may generate a new/second augmented voice communication based on a second text communication and second input user parameters. In some embodiments, the second augmented voice communication may include phonetic characteristics having new/third values. In some embodiments, the first values of the vocal avatar may be different from the third values of the second augmented voice communication. In some embodiments, if the cloud-based system **106** deter-

mines that the second augmented voice communication is not complete, the method **600** may return to block **608** and other augmented voice communications may be generated. Any number of additional augmented voice communications may be generated until the cloud-based system **106** determines that an augmented voice communication is complete. If, in block **612**, the cloud-based system **106** determines that an augmented voice communication is complete, the cloud-based system **106** may store the augmented voice communication in the voice data storage **214** in block **614**. For example, in some embodiments, an input user may use a graphical user interface such as the graphical user interface **900** of FIG. **13** to store the augmented voice communication.

Although the blocks **602-614** are described in a relatively serial manner, it should be appreciated that various blocks of the method **600** may be performed in parallel in some embodiments.

Referring now to FIG. **7**, in use, the system **100** may execute a method **700** for incorporating an augmented voice communication into a routing configuration. It should be appreciated that the particular blocks of the method **700** are illustrated by way of example, and such blocks may be combined or divided, added or removed, and/or reordered in whole or in part depending on the particular embodiment, unless stated to the contrary. The illustrative method **700** begins with block **702** in which the system **100** (e.g., via the cloud-based system **106**) may determine whether the communication routing configuration for the contact center system **110** is complete. If the cloud-based system **106** determines that the communication routing configuration is complete, the method **700** may end or the cloud-based system may continue to determine whether the communication routing configuration for the contact center system **110** is complete (e.g., for subsequent communications). If the cloud-based system **106** determines that the communication routing configuration is not complete, the method **700** may advance to block **704** in which the cloud-based system **106** may select an augmented voice communication from the voice data storage **214** based on communication routing configuration requirements for the contact center system **110**. The communication routing configuration requirements may be based on end user communications, end user experience scores, contact center system **110** preferences, and/or other communication routing configuration parameters. The communication routing configuration requirements may include any requirements necessary or desirable to create and maintain a successful communication routing configuration for the contact center system **110**. In block **706**, the cloud-based system may incorporate the augmented voice communication into the communication routing configuration of the contact center system **110**. For example, in some embodiments, an input user may use a graphical user interface such as the graphical user interface **900** of FIG. **15** to incorporate the augmented voice communication into the communication routing configuration of the contact center system **110**. Communication routing configuration may also be referred to herein as application flow or interaction flow.

Although the blocks **702-706** are described in a relatively serial manner, it should be appreciated that various blocks of the method **700** may be performed in parallel in some embodiments.

Referring now to FIG. **8**, in use, the system **100** (e.g., the cloud-based system **106**) may execute a method **800** for incorporating an augmented voice communication into a communication routing configuration to be utilized by a chat bot to respond to an end user. It should be appreciated that the particular blocks of the method **800** are illustrated by

way of example, and such blocks may be combined or divided, added or removed, and/or reordered in whole or in part depending on the particular embodiment, unless stated to the contrary. The illustrative method **800** begins with block **802** in which the system **100** (e.g., via the cloud-based system **106**) may receive an end user communication from an end user operating the end user device **108**. In block **804**, the cloud-based system **106** may obtain one or more end user parameters regarding the end user (e.g., from the end user device **108**). In block **806**, the cloud-based system **106** may route the end user communication to the chat bot **222** based on the one or more end user parameters from the end user device **108**. In block **808**, the chat bot **222** may retrieve an augmented voice communication from the voice data storage **214**. In block **810**, the chat bot **222** may use the augmented voice communication to engage in an automated chat communication session with the end user. An automated chat communication session may be a conversation between an end user and chat bot **222**. In some embodiments, the automated chat communication session may follow a script of a particular conversation selected by the contact center system **110**. In some embodiments, an augmented voice communication may be included within a script. In block **812**, the chat bot **222** may determine whether there is further communication with the end user. If the chat bot **222** determines that there is further communication with the end user, the method **800** may return to block **808** in which the chat bot **222** may retrieve another augmented voice communication from the voice data storage **214** and repeat blocks **810-812**. In some embodiments, the cloud-based system **106** may monitor the automated chat communication session between the end user and the chat bot **222**. In some embodiments, the cloud-based system **106** may redirect the automated chat communication session to a contact center resource other than the chat bot **222** in response to a detected trigger event during the monitoring of the automated chat communication session. In some embodiments, the contact center resource other than the chat bot **222** may be a human resource. In some embodiments, the detected trigger event may be a confidence score regarding the end user. In some embodiments, the confidence score may be associated with at least one of satisfactory answers received to questions asked by the end user, end user dissatisfaction, end user frustration, end user confusion, etc. If the chat bot **222** determines that there is no further communication with the end user, the chat bot **222** may end the automated chat communication session.

Referring back, in some embodiments, block **808** may involve the chat bot **222** selecting a vocal avatar (e.g., including phonetic characteristics having first values) from the voice data storage **214**. In such embodiments, the chat bot **222** may use the vocal avatar to generate an augmented voice communication based on a text communication and input user parameters via the voice generator **216**. Using the augmented voice communication generated by the chat bot **222**, the cloud-based system **106** may respond to an end user with the augmented voice communication generated by the chat bot **222** and determine whether further communication is required in a manner similar to that described above in reference to blocks **810-812** of the method **800**. Accordingly, the description of blocks **810-812** are equally applicable and, therefore, have not been repeated for brevity of the description.

Although the blocks **802-812** are described in a relatively serial manner, it should be appreciated that various blocks of the method **800** may be performed in parallel in some embodiments.

FIGS. **9-17** illustrate various possible states of the graphical user interface **900** as an augmented voice communication is generated and incorporated into the communication routing configuration of the contact center system **110**. In some embodiments, the graphical user interface **900** may be interacted with by an input user.

As shown in FIG. **9**, the illustrative graphical user interface **900** may include a “choose vocal avatar” dialog **902** including a “precanned vocal avatar” button **904** and a “custom vocal avatar” button **906**. In the illustrative embodiment, the choose vocal avatar dialog **902** may allow the input user to choose a pre-canned vocal avatar (via selection of the button **904**) or a custom vocal avatar (via the selection of the button **906**). The precanned vocal avatar button **904** may allow the input user to select a previously created vocal avatar. The custom vocal avatar button **906** may allow the input user to create a custom (e.g., new) vocal avatar. In the illustrative embodiment, the input user may click the custom vocal avatar button **906**. After the input user clicks the custom vocal avatar button **906**, the illustrative graphical user interface **900** may display an “add new vocal avatar” **908** button that indicates that the graphical user interface **900** will allow the input user to create a custom vocal avatar as shown in FIG. **10**.

In some embodiments, the user input device **102** may include a microphone to record audio. After the input user clicks the add new vocal avatar **908** button, the illustrative graphical user interface **900** may allow the input user to speak certain phrases or sentences that may be recorded by a microphone of the input user device as shown in FIG. **11**. For example, the add new vocal avatar **908** button may allow the input user to speak a phrase such as “the quick brown fox jumped over the lazy dog,” which may be recorded by a microphone. The graphical user interface **900** may allow other assortments of phrases or sentences to be spoken by an input user and recorded by a microphone. After the input user speaks such phrases or sentences, the graphical user interface **900** may allow the input user to click the “previous” button **910** or “next” button **912** to hear the recorded phrases or sentences through speakers or other sound systems of the user input device **102** and/or to navigate through the graphical user interface **900**. In the illustrative embodiment, after sufficient phrases or sentences (e.g., voice communication samples) are recorded by the voice signature generator **212** (see blocks **504** and **506** of FIG. **5**), the custom vocal avatar may be created by the voice signature generator **212** (see block **508** of FIG. **5**) and, in some embodiments, stored in the voice data storage **214** (see block **510** of FIG. **5**).

Referring to FIG. **12**, the illustrative graphical user interface **900** may allow the user to store the custom vocal avatar in a media collection. The graphical user interface **900** may include multiple voice sample options **914** (e.g., “Voice Sample 1” option **916**). The voice sample options **914** may be associated with a particular vocal avatar and may be selected based on the particular needs of the input user. In the illustrative embodiment, the input user may click any one of “Voice Sample 1,” “Voice Sample 2,” “Voice Sample 3,” “Voice Sample 4,” “Voice Sample 5,” or other available voice sample options.

After clicking the “Voice Sample 1” option **916**, the illustrative graphical user interface **900** may show Voice Sample 1 and various options for Voice Sample 1 as shown in FIG. **13**. As shown in FIG. **13**, the graphical user interface **900** may include various options associated with augmenting the selected avatar based on user input including an edit message field **918**, a play button **920**, a rewind button **922**,

fast forward button **924**, volume button **926**, progress bar button **928**, style conversation button **930**, pitch button **932**, tone/mood button **934**, gestures button **936**, name field **938**, description field **940**, language button **942**, and save button **944**. In the illustrative embodiment, the edit message field **918** may allow the input user to provide a relevant text message (e.g., text communication) to be edited by the input user (e.g., see block **606** of FIG. **6**). The graphical user interface **900** may allow the user to play an augmented voice communication based on the various input user parameters by clicking the play button **920** (e.g., see blocks **608-610** of FIG. **6**). In FIG. **13**, the graphical user interface **900** may provide the input user with a rewind button **922** to rewind an augmented voice communication and a fast forward button **924** to move forward through the augmented voice communication at a speed faster than that at which it would usually be played. The graphical user interface **900** may also provide the input user with a volume button **926** to increase or decrease the volume of an augmented voice communication. The graphical user interface **900** may also provide the input user with a progress bar button **928** to visualize the progression of the duration of an augmented voice communication being played. The progress bar button **928** may be utilized by the input user (e.g., clicked or dragged).

In the illustrative embodiment, the graphical user interface **900** may provide the input user with a “style conversation” button **930**, pitch button **932**, tone/mood button **934**, and gestures button **936** to augment a voice communication. For example, the graphical user interface **900** may provide the input user with a style conversation button **930** to augment the conversation style of an augmented voice communication. The graphical user interface **900** may also provide the input user with a pitch button **932** to adjust the pitch/frequency of an augmented voice communication higher or lower. The graphical user interface **900** may also provide the input user with a tone/mood button **934** to augment the tone or mood of an augmented voice communication. The graphical user interface **900** may also provide the input user with a gestures button **936** to augment the gestures of the augmented voice communication. In the illustrative embodiment, the graphical user interface **900** may allow the input user to utilize one or more of the style conversation button **930**, pitch button **932**, tone/mood button **934**, and/or gestures button **936** to generate an augmented voice communication from a text communication provided by the input user in the edit message field **918**. For example, an input user may augment an entire text communication (e.g., “Our offices are now closed. Please try again later”) provided by the input user in the edit message field **918**. Referring to FIG. **14**, in some embodiments, an input user may augment only certain portions of a text communication (e.g., “automated message” and/or “call menu” may be augmented in the following text message: “This is an automated message generated to test our automated call menu”) provided by the input user in the edit message field **918**. In some embodiments, the graphical user interface **900** allows the input user to augment a single word or phrase or a group of words or phrases of a text communication provided by the input user in the edit message field **918**.

Referring back to FIG. **13**, the name field **938** may allow an input user to label an augmented voice communication created by the input user with a particular name. The description field **940** may allow an input user to label an augmented voice communication created by the input user with a particular description. The language button **942** may allow an input user to label the augmented voice communication with a particular language. The save button **944**

may allow an input user to save the augmented voice communication (e.g., see block **614** of FIG. **6**).

As shown in FIG. **14**, the illustrative graphical user interface **900** may allow the user to activate the tone/mood button **934**. After the input user clicks the tone/mood button **934**, various tone/mood menu options may be presented for selection by the input user, including a promotional option **946**, neutral option **948**, angry option **950**, happy option **952**, and apologetic option **954**. Referring back to FIG. **13**, it should be appreciated that the graphical user interface **900** may allow the user to be presented with various buttons after activating any one of the style conversation button **930**, pitch button **932**, tone/mood button **934**, and gestures button **936**.

As shown in FIG. **15**, the illustrative graphical user interface **900** may include an application flow menu **956**. In the illustrative embodiment, the application flow menu **956** may include initialize, self-service, assisted service, and finalize options. The application flow menu **956** may present the input user with several buttons and fields to incorporate an augmented voice communication into the communication routing configuration of a contact center system (e.g., contact center system **110**). For example, as described above in reference to block **706** of FIG. **7**, the cloud-based system may incorporate the augmented voice communication into the communication routing configuration of the contact center system **110**.

As shown in FIG. **16**, the illustrative graphical user interface **900** may include multiple buttons including a choose vocal avatar button **902**, a precanned vocal avatar button **904**, and a custom vocal avatar button **906**. If the input user clicks the precanned vocal avatar button **904**, the illustrative graphical user interface **900** may provide several pre-canned vocal avatar samples buttons **958** (e.g., “Voice Sample 1,” “Voice Sample 2,” “Voice Sample 3,” “Voice Sample 4,” “Voice Sample 5,” and “Pinocchio”) for the user’s selection. After the input user clicks one of the pre-canned vocal avatar samples buttons **958**, the graphical user interface **900** may present buttons, fields, selections and the like to an input user in a manner similar to that described above in reference to FIGS. **12-15**. Accordingly, the description of FIGS. **12-15** are equally applicable and, therefore, has not been repeated for brevity of the description. It should be appreciated that the graphical user interface **900** as shown in FIGS. **9-17** may list additional or alternative buttons or text fields in other embodiments.

What is claimed is:

1. A method for incorporating an augmented voice communication into a communication routing configuration of a contact center system, the method comprising:
 - selecting a vocal avatar from a plurality of vocal avatars, wherein the vocal avatar has a voice signature and includes phonetic characteristics having first values;
 - receiving a text communication and input user parameters from an input user;
 - generating the augmented voice communication in response to converting the text communication to a voice communication sounding similar to the vocal avatar and utilizing the input user parameters to augment the first values of the phonetic characteristics of the vocal avatar resulting in the augmented voice communication including phonetic characteristics having second values being different from the first values of the phonetic characteristics of the vocal avatar, wherein utilizing the input user parameters to augment the first values of the phonetic characteristics of the vocal avatar resulting in the augmented voice communication including phonetic characteristics having sec-

25

ond values being different from the first values comprises augmenting the first values of the phonetic characteristics of the vocal avatar with respect to a first portion of the text communication to result in a first portion of the augmented voice communication corresponding with the first portion of the text communication having the second values; and
 incorporating the augmented voice communication into the communication routing configuration of the contact center system.

2. The method of claim 1, further comprising obtaining one or more end user parameters, wherein the vocal avatar is selected in response to obtaining the one or more end user parameters.

3. The method of claim 2, further comprising:
 receiving an end user communication from an end user; and
 routing the end user communication to an automated chat resource based on the one or more end user parameters, wherein the automated chat resource uses the augmented voice communication to engage in an automated chat communication session with the end user.

4. The method of claim 3, further comprising:
 monitoring the automated chat communication session between the end user and the automated chat resource; and
 redirecting the automated chat communication session to a contact center resource other than the automated chat resource in response to a trigger event detected during the monitoring of the automated chat communication session.

5. The method of claim 2, wherein the one or more end user parameters comprise profile information or demographic information corresponding to the end user.

6. The method of claim 2, wherein the one or more end user parameters may include at least one of an end user location, an end user language, an end user disabilities, an end user ethnicity, an end user mood, an end user gender, an end user age, an end user dialect, an end user slang, an end user diction, an end user satisfaction, or an end user personality characteristic.

7. The method of claim 1, further comprising:
 playing the augmented voice communication;
 determining that the augmented voice communication is not complete; and
 generating a second augmented voice communication based on second input user parameters in response to determining that the augmented voice communication is not complete, wherein the second augmented voice communication includes phonetic characteristics having third values, and wherein the first values of the phonetic characteristics of the vocal avatar are different from the third values of the phonetic characteristics of the second augmented voice communication.

8. The method of claim 1, wherein the phonetic characteristics comprise at least one of a pitch, a tone, a mood, a gesture, or a conversation style.

9. The method of claim 8, wherein augmenting the first values of the phonetic characteristics of the vocal avatar comprises at least one of augmenting the conversation style by changing the conversation style of the first values to at least one of friendly, promotional, conversational, or storytelling; augmenting the tone by changing the tone of the first values to at least one of promotional, neutral, angry, happy, or apologetic; augmenting the pitch by changing the pitch of the first values to a lower frequency or a higher frequency; and augmenting the gesture by changing the gesture of the

26

first values to at least one of whistling, laughing, throat-clearing, tongue clicking, coughing, groaning, or exclaiming.

10. The method of claim 1, wherein generating the augmented voice communication further comprises utilizing the input user parameters to augment the first values of the phonetic characteristics of the vocal avatar with respect to a second portion of the text communication different from the first portion of the text communication to result in a second portion of the augmented voice communication corresponding with the second portion of the text communication including phonetic characteristics having third values being different from the first values and the second values.

11. A method for incorporating an augmented voice communication into a communication routing configuration of a contact center system, the method comprising:

receiving an end user communication from an end user;
 obtaining one or more end user parameters;

routing the end user communication to an automated chat resource based on the one or more end user parameters;
 selecting a vocal avatar from a plurality of vocal avatars by the automated chat resource, wherein the vocal avatar has a voice signature and includes phonetic characteristics having first values;

receiving a text communication and input user parameters from the automated chat resource; and

generating the augmented voice communication in response to converting the text communication to a voice communication sounding similar to the vocal avatar and utilizing the input user parameters to augment the first values of the phonetic characteristics of the vocal avatar resulting in the augmented voice communication including phonetic characteristics having second values being different from the first values of the phonetic characteristics of the vocal avatar, wherein utilizing the input user parameters to augment the first values of the phonetic characteristics of the vocal avatar resulting in the augmented voice communication including phonetic characteristics having second values being different from the first values comprises augmenting the first values of the phonetic characteristics of the vocal avatar with respect to a first portion of the text communication to result in a first portion of the augmented voice communication corresponding with the first portion of the text communication having the second values; and

wherein the automated chat resource uses the augmented voice communication to engage in an automated chat communication session with the end user.

12. The method of claim 11, wherein the phonetic characteristics comprise at least one of a pitch, a tone, a mood, a gesture, or a conversation style.

13. The method of claim 12, wherein augmenting the first values of the phonetic characteristics of the vocal avatar comprises at least one of augmenting the conversation style by changing the conversation style of the first values to at least one of friendly, promotional, conversational, or storytelling; augmenting the tone by changing the tone of the first values to at least one of promotional, neutral, angry, happy, or apologetic; augmenting the pitch by changing the pitch of the first values to a lower frequency or a higher frequency; and augmenting the gesture by changing the gesture of the first values to at least one of whistling, laughing, throat-clearing, tongue clicking, coughing, groaning, or exclaiming.

27

14. The method of claim 11, further comprising:
 monitoring the automated chat communication session
 between the end user and the automated chat resource;
 and

5 redirecting the automated chat communication session to
 a contact center resource other than the automated chat
 resource in response to detecting a trigger event during
 the monitoring of the automated chat communication
 session.

15. The method of claim 11, wherein selecting the vocal 10
 avatar by the automated chat resource comprises selecting
 the vocal avatar based on machine learning.

16. The method of claim 11, wherein generating the
 augmented voice communication further comprises utilizing
 the input user parameters to augment the first values of the 15
 phonetic characteristics of the vocal avatar with respect to a
 second portion of the text communication different from the
 first portion of the text communication to result in a second
 portion of the augmented voice communication correspond- 20
 ing with the second portion of the text communication
 including phonetic characteristics having third values being
 different from the first values and the second values.

17. A system for incorporating an augmented voice com-
 munication into a communication routing configuration of a
 contact center system, the system comprising:

at least one processor; and

at least one memory comprising a plurality of instructions
 stored thereon that, in response to execution by the at
 least one processor, causes the system to:

select a vocal avatar from a plurality of vocal avatars, 30
 wherein the vocal avatar has a voice signature and
 includes phonetic characteristics having first values;
 receive a text communication and input user parameters
 from an input user;

generate the augmented voice communication in 35
 response to converting the text communication to a
 voice communication sounding similar to the vocal
 avatar and utilize the input user parameters to aug-
 ment the first values of the phonetic characteristics of
 the vocal avatar resulting in the augmented voice 40
 communication including phonetic characteristics
 having second values being different from the first
 values of the phonetic characteristics of the vocal
 avatar, wherein to utilize the input user parameters to 45
 augment the first values of the phonetic characteris-
 tics of the vocal avatar resulting in the augmented
 voice communication including phonetic character-

28

istics having second values being different from the
 first values comprises to augment the first values of
 the phonetic characteristics of the vocal avatar with
 respect to a first portion of the text communication to
 result in a first portion of the augmented voice
 communication corresponding with the first portion
 of the text communication having the second values;
 and

incorporate the augmented voice communication into
 the communication routing configuration of the con-
 tact center system.

18. The system of claim 17, further comprising an end
 user device, and wherein the plurality of instructions further
 causes the system to:

15 receive an end user communication from an end user
 utilizing the end user device;

obtain one or more end user parameters; and

route the end user communication to an automated chat
 resource based on the one or more end user parameters,
 wherein the automated chat resource uses the aug-
 mented voice communication to engage in an auto-
 mated chat communication session with the end user.

19. The system of claim 18, wherein the plurality of
 instructions further causes the system to:

25 monitor the automated chat communication session
 between the end user and the automated chat resource;
 and

redirect the automated chat communication session to a
 contact center resource other than the automated chat
 resource in response to detection of a trigger event
 while the system monitors the automated chat commu-
 nication session.

20. The system of claim 18, wherein the one or more end
 user parameters comprise profile information or demo-
 graphic information corresponding to the end user.

21. The method of claim 17, wherein to generate the
 augmented voice communication further comprises to uti-
 lize the input user parameters to augment the first values of
 the phonetic characteristics of the vocal avatar with respect
 to a second portion of the text communication different from
 the first portion of the text communication to result in a
 second portion of the augmented voice communication
 corresponding with the second portion of the text commu-
 nication including phonetic characteristics having third val-
 ues being different from the first values and the second
 values.

* * * * *