



US011170380B1

(12) **United States Patent**
Long et al.

(10) **Patent No.:** **US 11,170,380 B1**
(45) **Date of Patent:** **Nov. 9, 2021**

(54) **METHODS AND APPARATUS FOR MOBILE DEVICE MESSAGING-BASED COMMUNICATIONS USING CUSTOM-GENERATED DEEPLINKS AND BASED ON THE HYPER TEXT TRANSFER PROTOCOL (HTTP)**

(71) Applicant: **Attentive Mobile Inc.**, New York, NY (US)

(72) Inventors: **Brian Long**, New York, NY (US); **Brooke Burdge**, New York, NY (US); **Andrew Jones**, Brooklyn, NY (US); **Eric Miao**, Brooklyn, NY (US); **Ryan Tsang**, Brooklyn, NY (US); **Ethan Lo**, Brooklyn, NY (US); **Elyssa Albert**, Brooklyn, NY (US)

(73) Assignee: **Attentive Mobile Inc.**, New York, NY (US)

(*) Notice: Subject to any disclaimer, the term of this patent is extended or adjusted under 35 U.S.C. 154(b) by 0 days.

(21) Appl. No.: **17/114,937**

(22) Filed: **Dec. 8, 2020**

Related U.S. Application Data

(63) Continuation of application No. 15/986,569, filed on May 22, 2018.

(Continued)

(51) **Int. Cl.**
G06Q 20/42 (2012.01)
G06Q 20/32 (2012.01)

(Continued)

(52) **U.S. Cl.**
CPC **G06Q 20/425** (2013.01); **G06Q 20/3223** (2013.01); **G06Q 30/0601** (2013.01); **H04L 67/02** (2013.01)

(58) **Field of Classification Search**
CPC G06Q 20/425; G06Q 20/3223; G06Q 30/0601; H04L 67/02
See application file for complete search history.

(56) **References Cited**

U.S. PATENT DOCUMENTS

9,594,477 B1 * 3/2017 Ardakani G06F 16/957
9,633,378 B1 4/2017 Nath et al.
(Continued)

OTHER PUBLICATIONS

Non-Final Office Action dated Oct. 29, 2018, for U.S. Appl. No. 15/986,569, 13 pages.

(Continued)

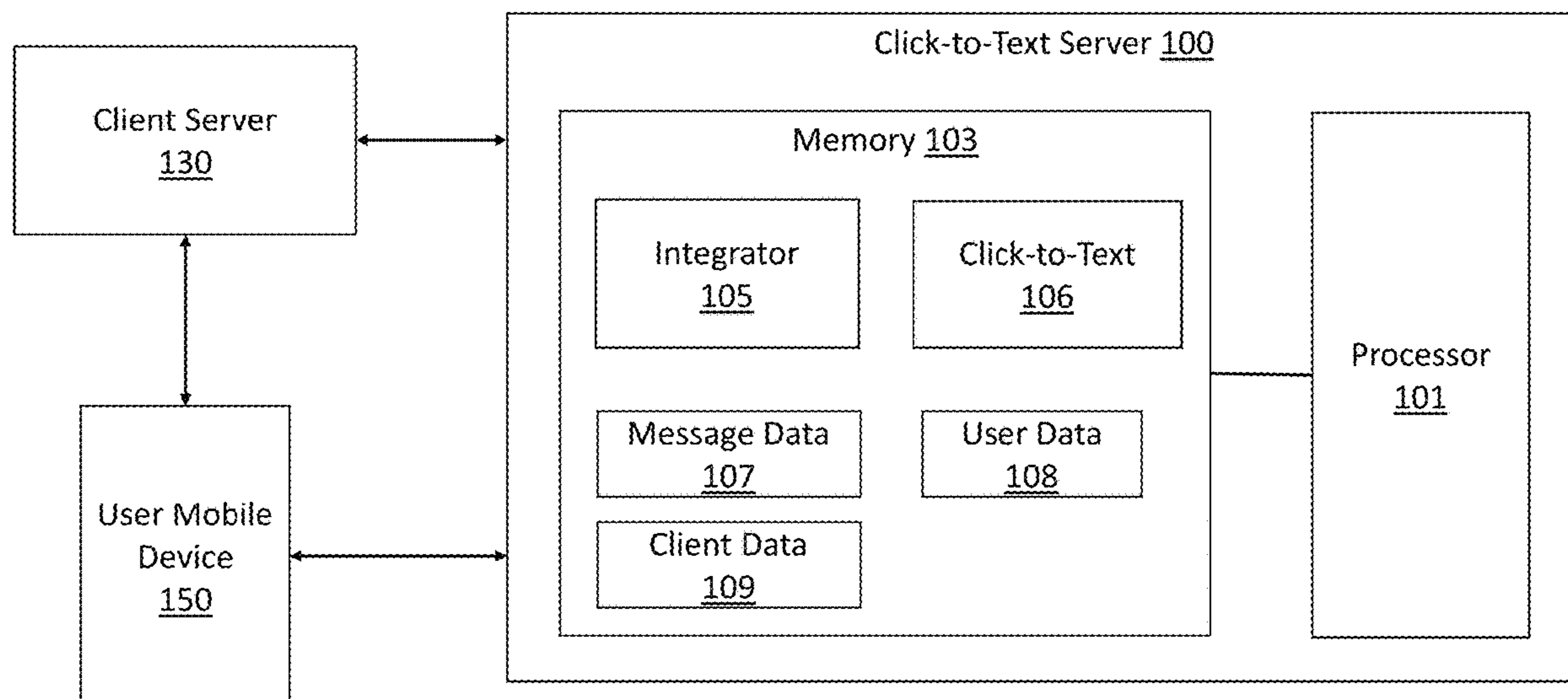
Primary Examiner — Clifford B Madamba

(74) *Attorney, Agent, or Firm* — Cooley LLP

(57) **ABSTRACT**

In some embodiments, a method includes in response to an integration tag included in a webpage at a first user interface being executed at a mobile device, receiving a mobile device identifier and a request to retrieve a purchase identifier. The method includes sending a first signal causing a frame to be provided within the webpage at the first user interface. The method includes in response to a first user input, receiving a Hyper Text Transfer Protocol (HTTP) POST request and determining a uniform resource identifier (URI). The method includes retrieving purchase information and sending a HTTP response message including the URI of the second user interface and the purchase information to deep-link to the second user interface and to cause the second user interface to be rendered at the mobile device with the purchase information pre-populated in an input field of a text message.

13 Claims, 12 Drawing Sheets



Related U.S. Application Data

(60) Provisional application No. 62/511,413, filed on May 26, 2017.

(51) **Int. Cl.**
G06Q 30/06 (2012.01)
H04L 29/08 (2006.01)

2015/0220943 A1 8/2015 Dossick et al.
 2015/0294358 A1 10/2015 Galadari et al.
 2016/0210334 A1* 7/2016 Prophete G06F 3/04847
 2016/0234330 A1* 8/2016 Popowitz H04L 67/2814
 2016/0292728 A1 10/2016 Kang et al.
 2017/0004209 A1* 1/2017 Johl H04L 67/1097
 2017/0046180 A1* 2/2017 Desineni G06F 8/433
 2017/0228797 A1 8/2017 Nath et al.
 2017/0337609 A1 11/2017 Turemen et al.
 2018/0052943 A1 2/2018 Hui et al.

(56) **References Cited**

U.S. PATENT DOCUMENTS

9,806,942 B2* 10/2017 Saxena H04L 67/34
 9,811,395 B1 11/2017 Greenwood et al.
 10,521,496 B1 12/2019 Goodwin et al.
 2002/0152210 A1* 10/2002 Johnson H04L 67/2823
 2006/0224693 A1 10/2006 Gaidemak et al.
 2008/0059571 A1 3/2008 Khoo
 2008/0307517 A1 12/2008 Grigoriev et al.
 2010/0099441 A1 4/2010 Agarwal et al.
 2011/0302316 A1 12/2011 Chou et al.
 2012/0144281 A1 6/2012 Schechter et al.
 2014/0108373 A1* 4/2014 Abrahami G06F 16/955
 707/706
 2015/0100468 A1 4/2015 Blackhurst et al.
 2015/0156061 A1 6/2015 Saxena et al.
 2015/0178784 A1 6/2015 Oliver et al.

OTHER PUBLICATIONS

Non-Final Office Action dated Mar. 21, 2019, for U.S. Appl. No. 15/986,569, 14 pages.
 Final Office Action dated Aug. 8, 2019, for U.S. Appl. No. 15/986,569, 14 pages.
 Non-Final Office Action dated Feb. 20, 2020, for U.S. Appl. No. 15/986,569, 22 pages.
 Final Office Action dated Jun. 26, 2020, for U.S. Appl. No. 15/986,569, 25 pages.
 Advisory Action dated Sep. 1, 2020, for U.S. Appl. No. 15/986,569, 5 pages.
 Appeal Brief filed on Nov. 23, 2020, for U.S. Appl. No. 15/986,569, 74 pages.

* cited by examiner

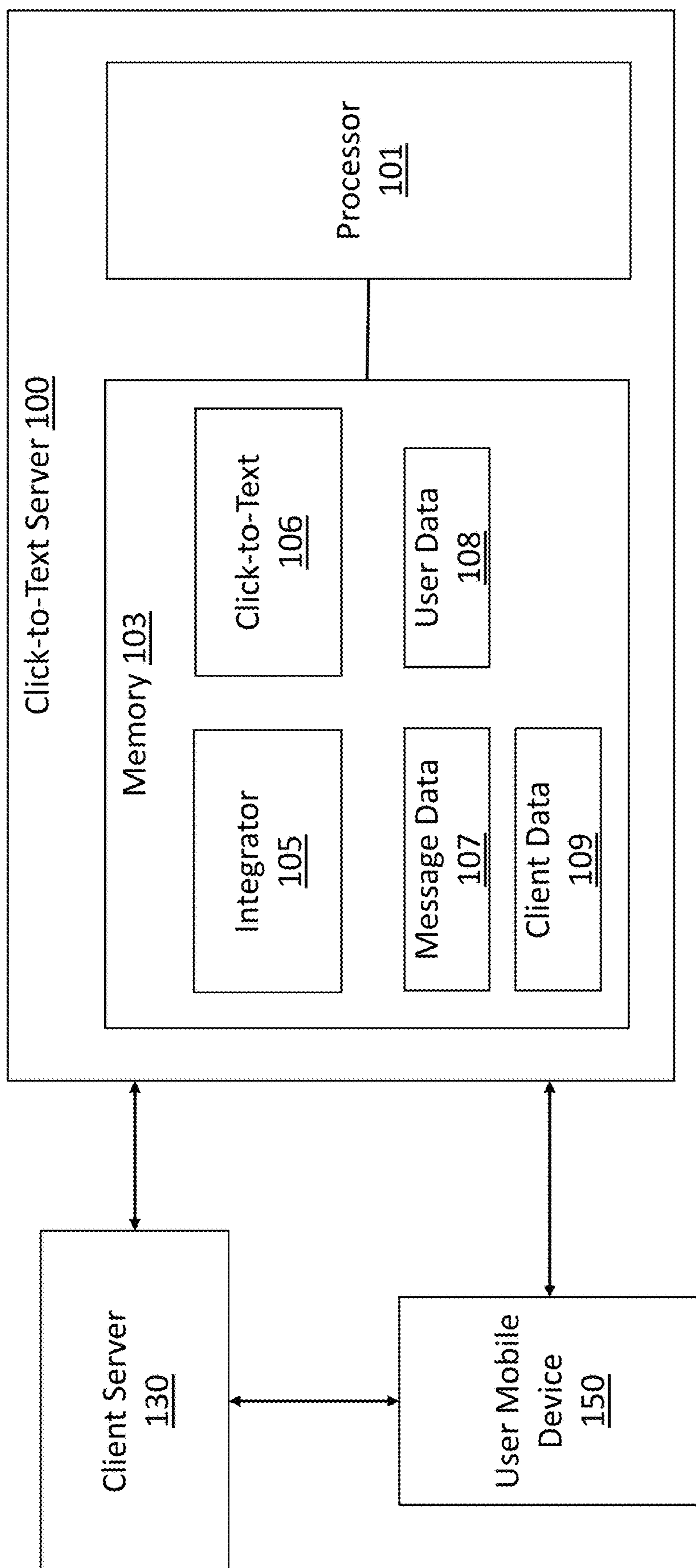


FIG. 1

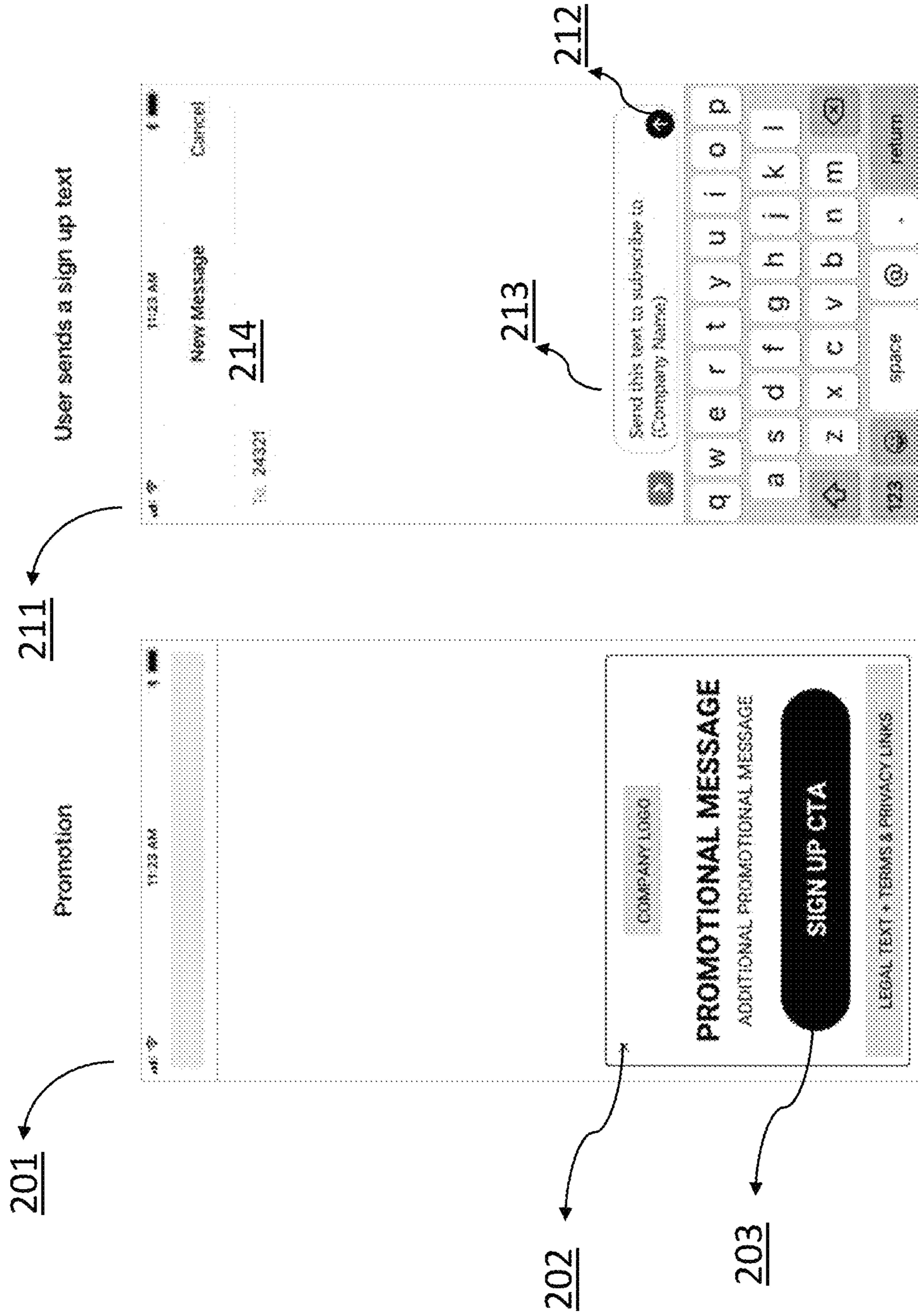


FIG. 2A

FIG. 2B

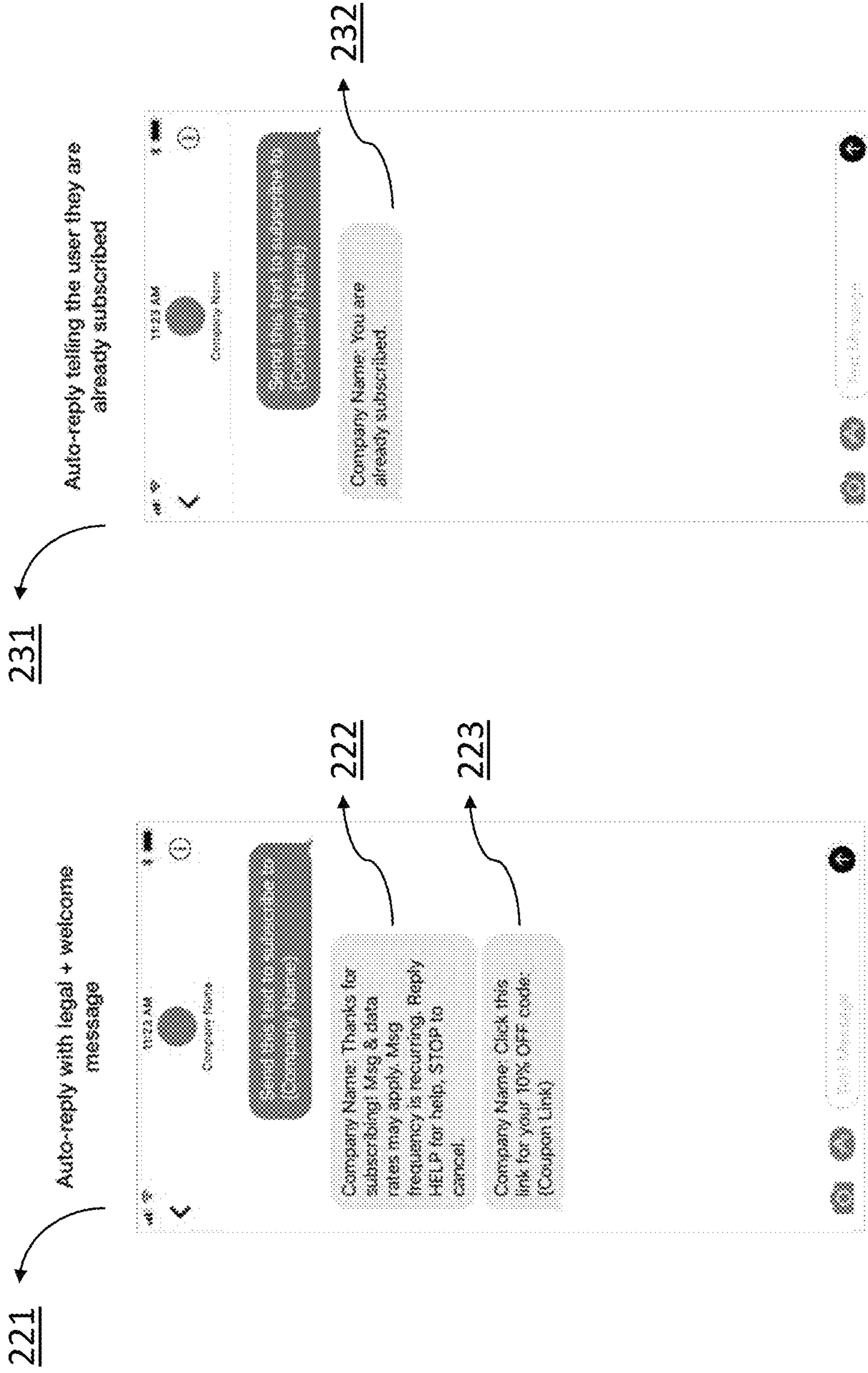


FIG. 2C

FIG. 2D



FIG. 3E

FIG. 3D

FIG. 3C

FIG. 3B

FIG. 3A

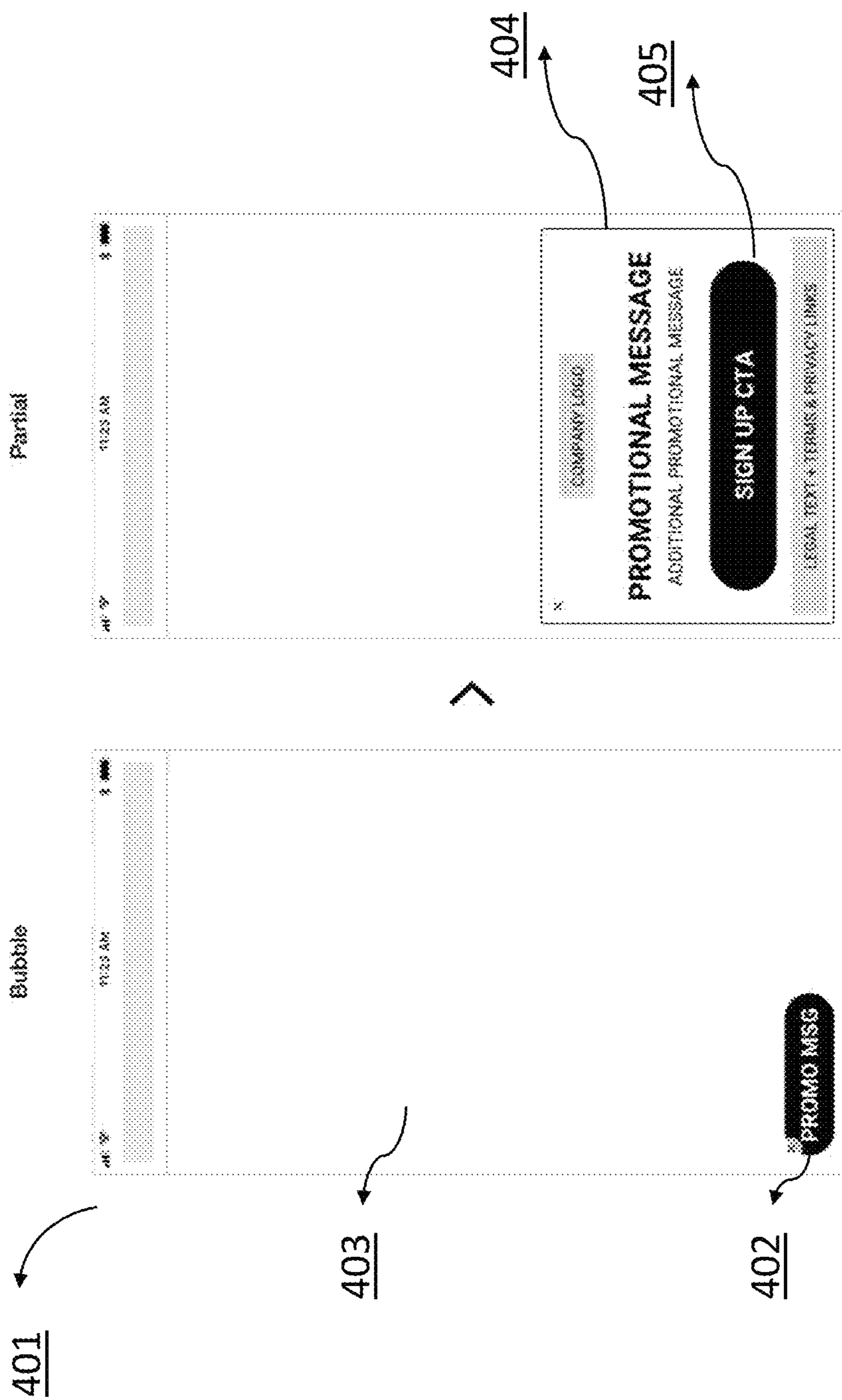


FIG. 4B

FIG. 4A

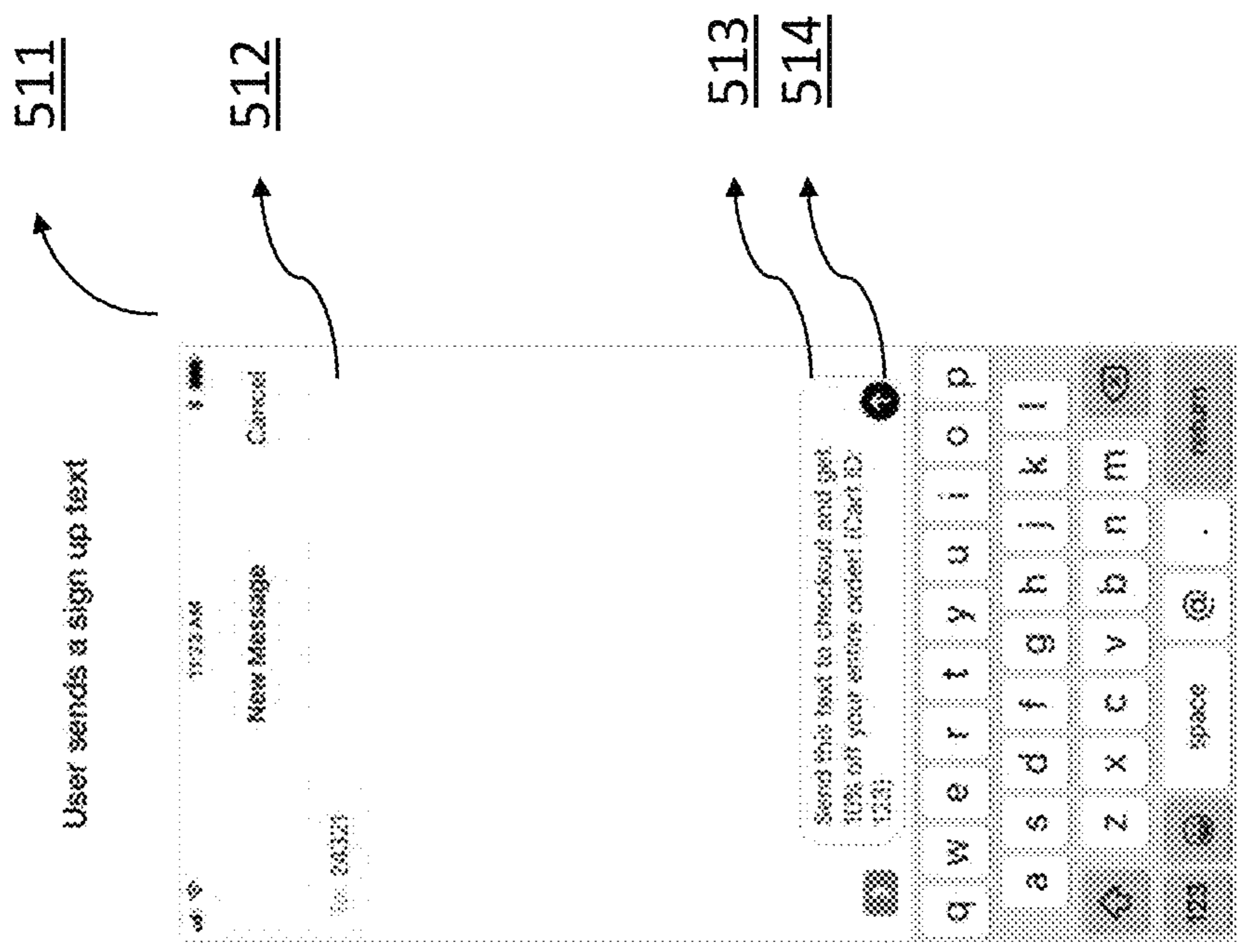


FIG. 5A

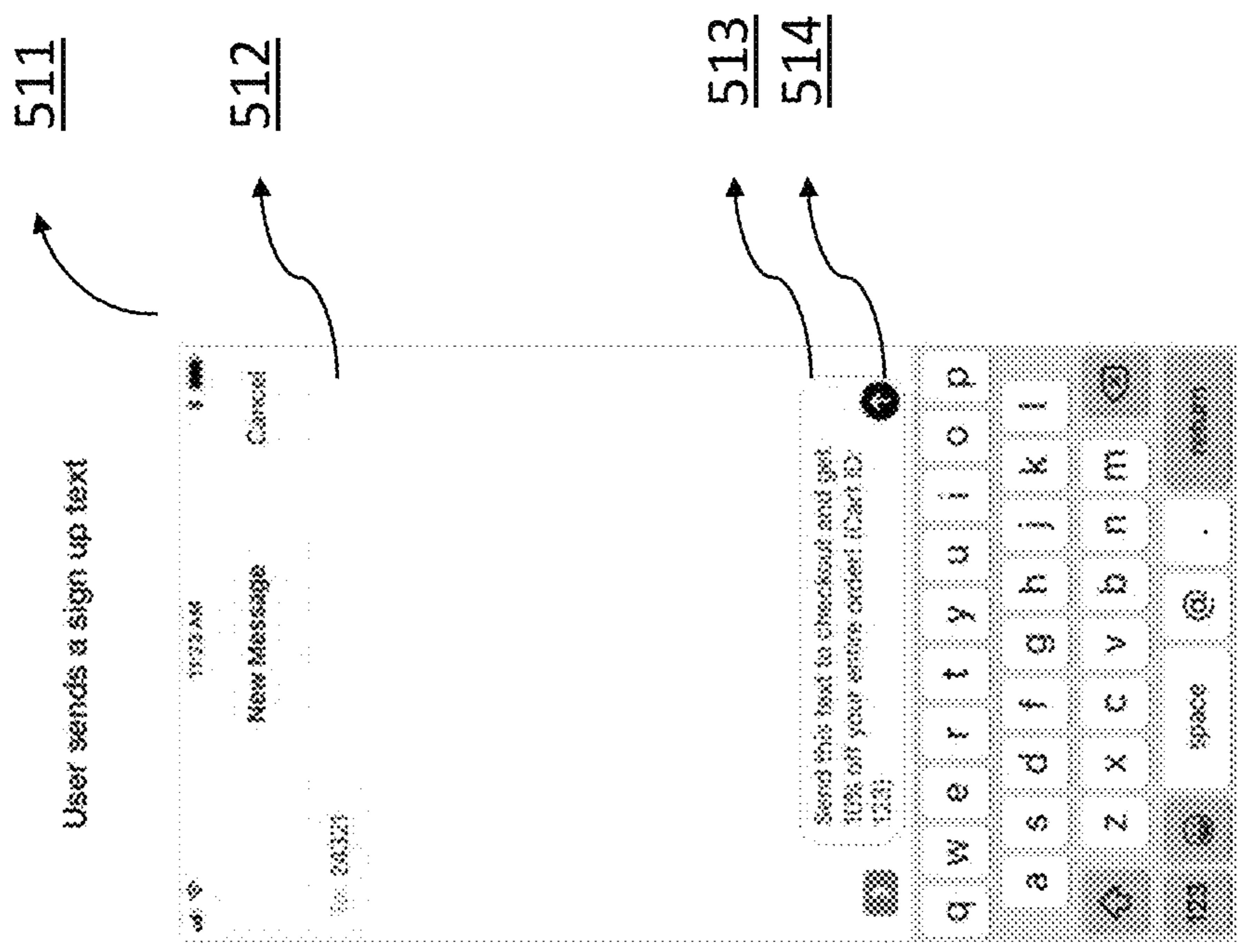


FIG. 5B

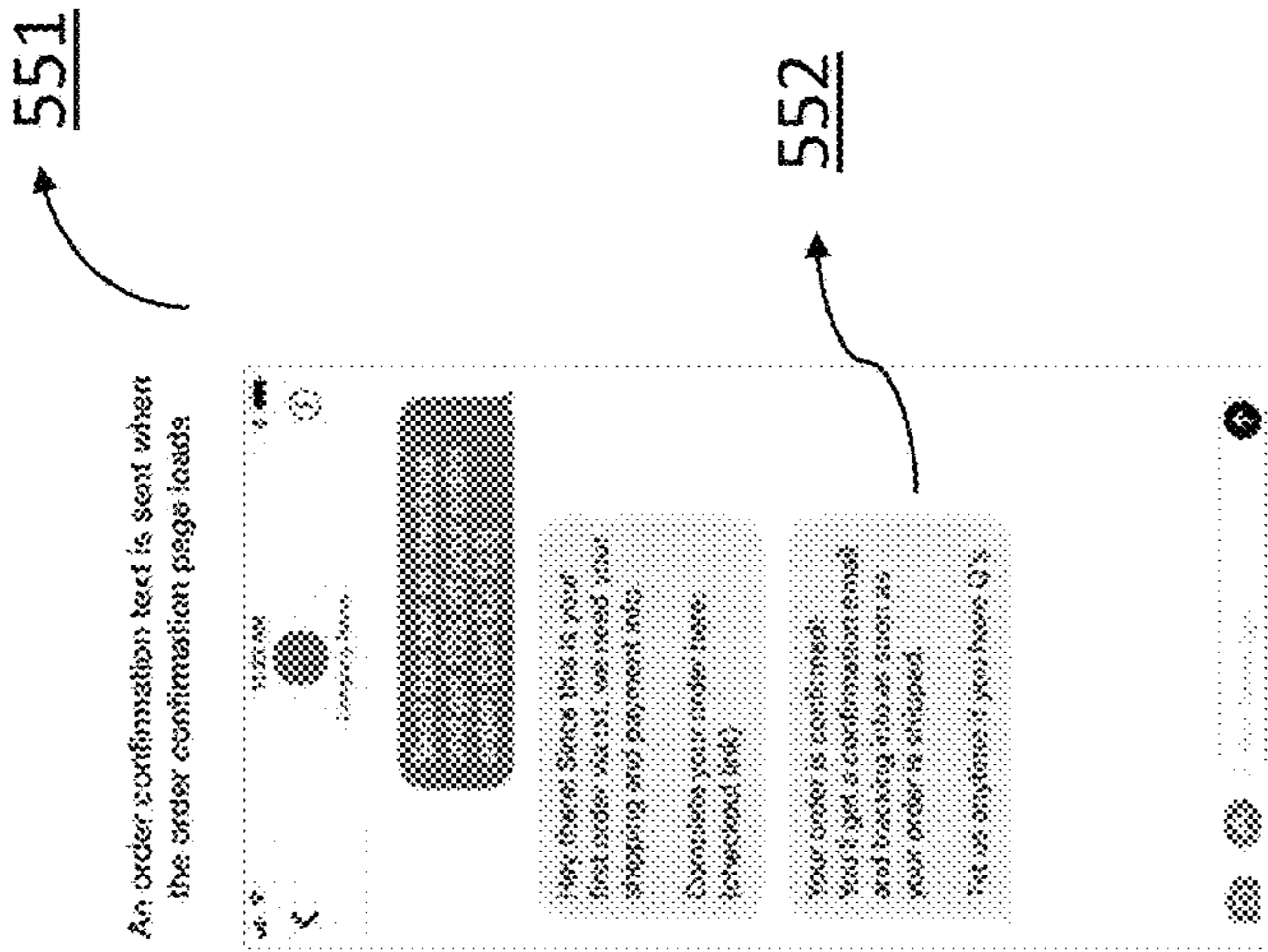


FIG. 5C




FIG. 5D

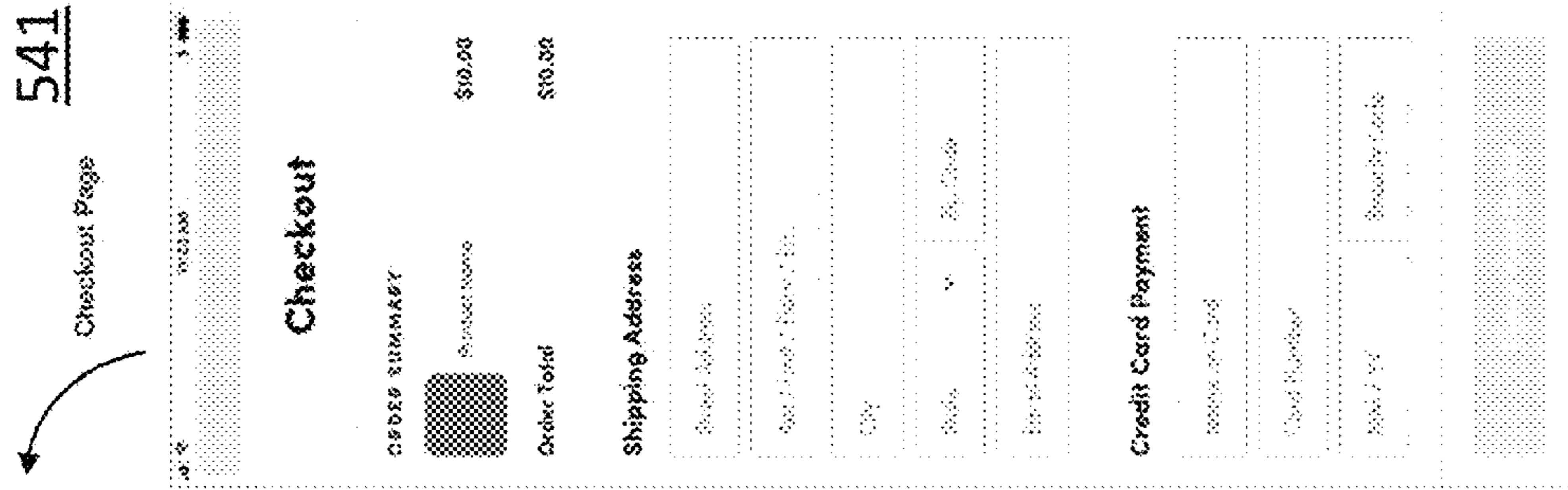


FIG. 5E

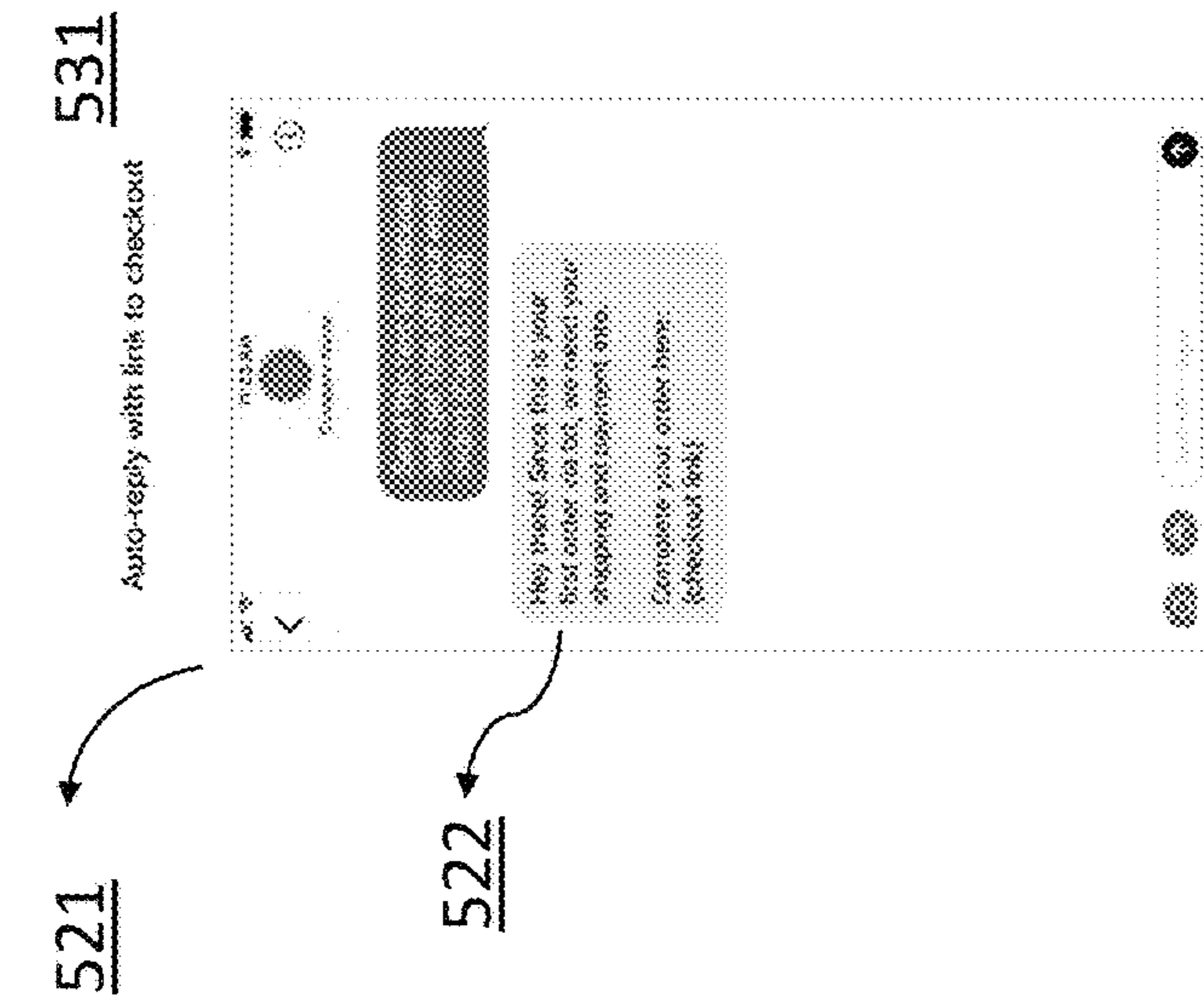
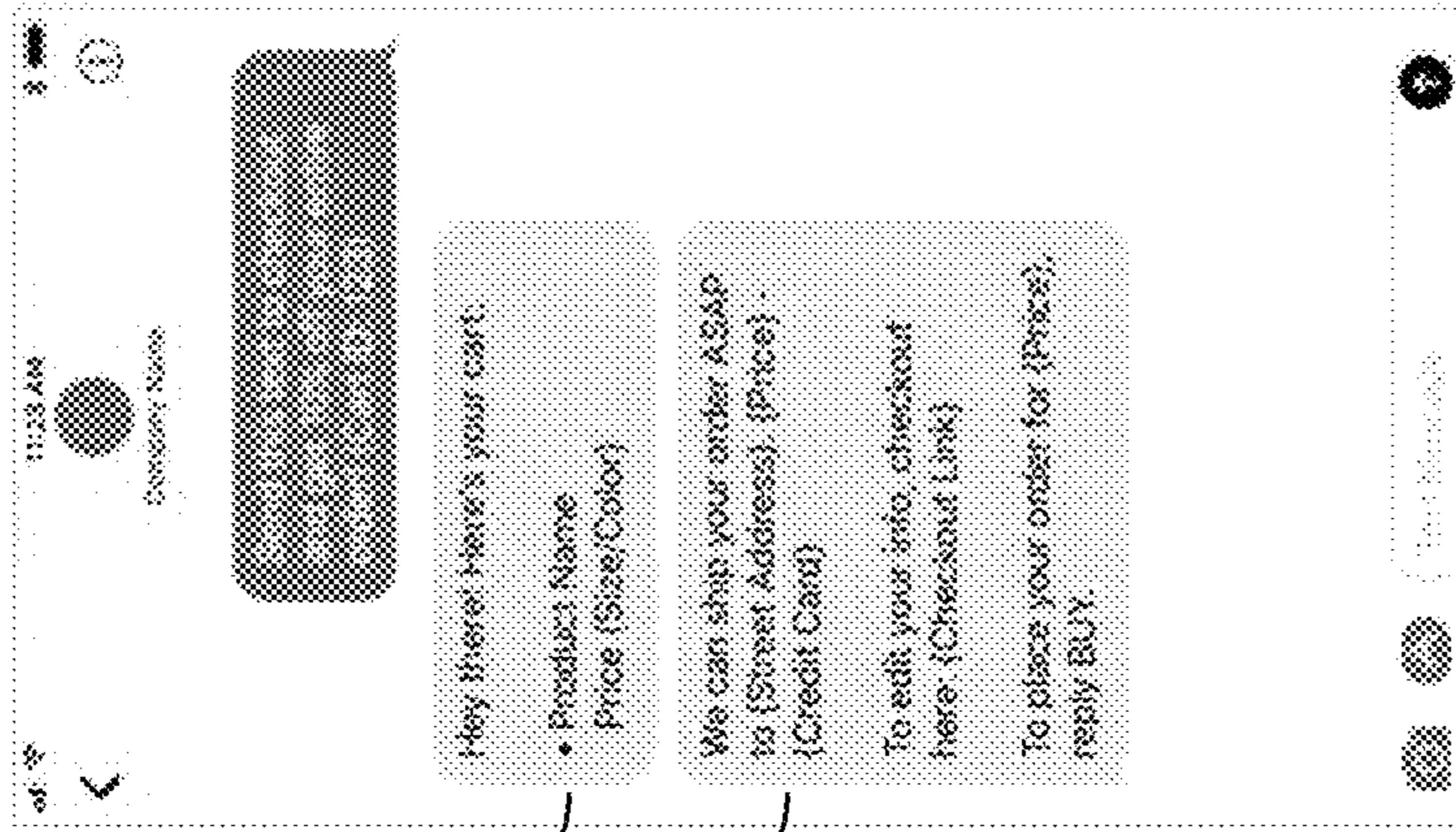


FIG. 5F

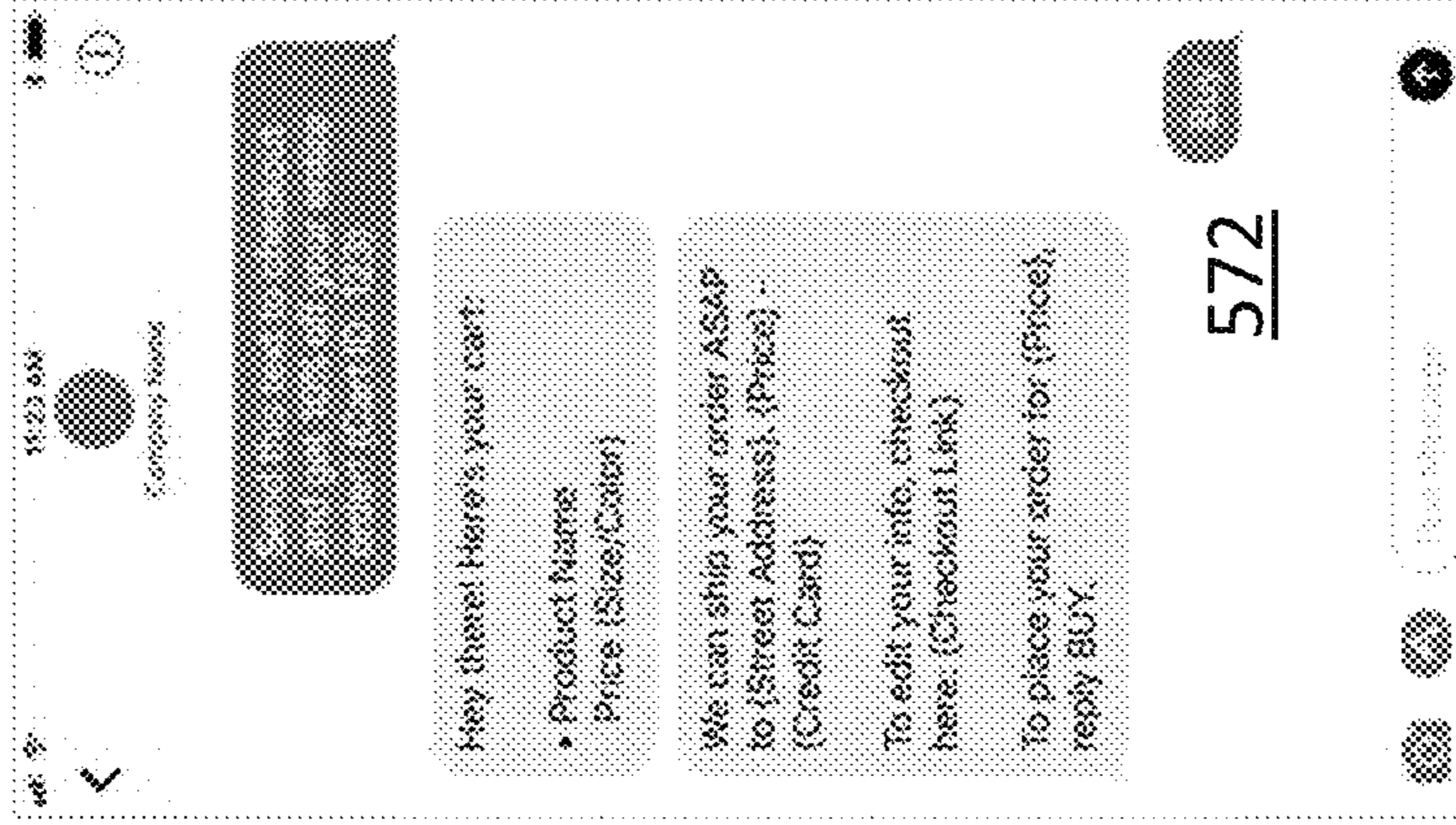
Auto-reply with cart contents and saved shipping & payment information



562

563

User replies BUY



572

FIG. 5G

FIG. 5H

An order confirmation text is sent

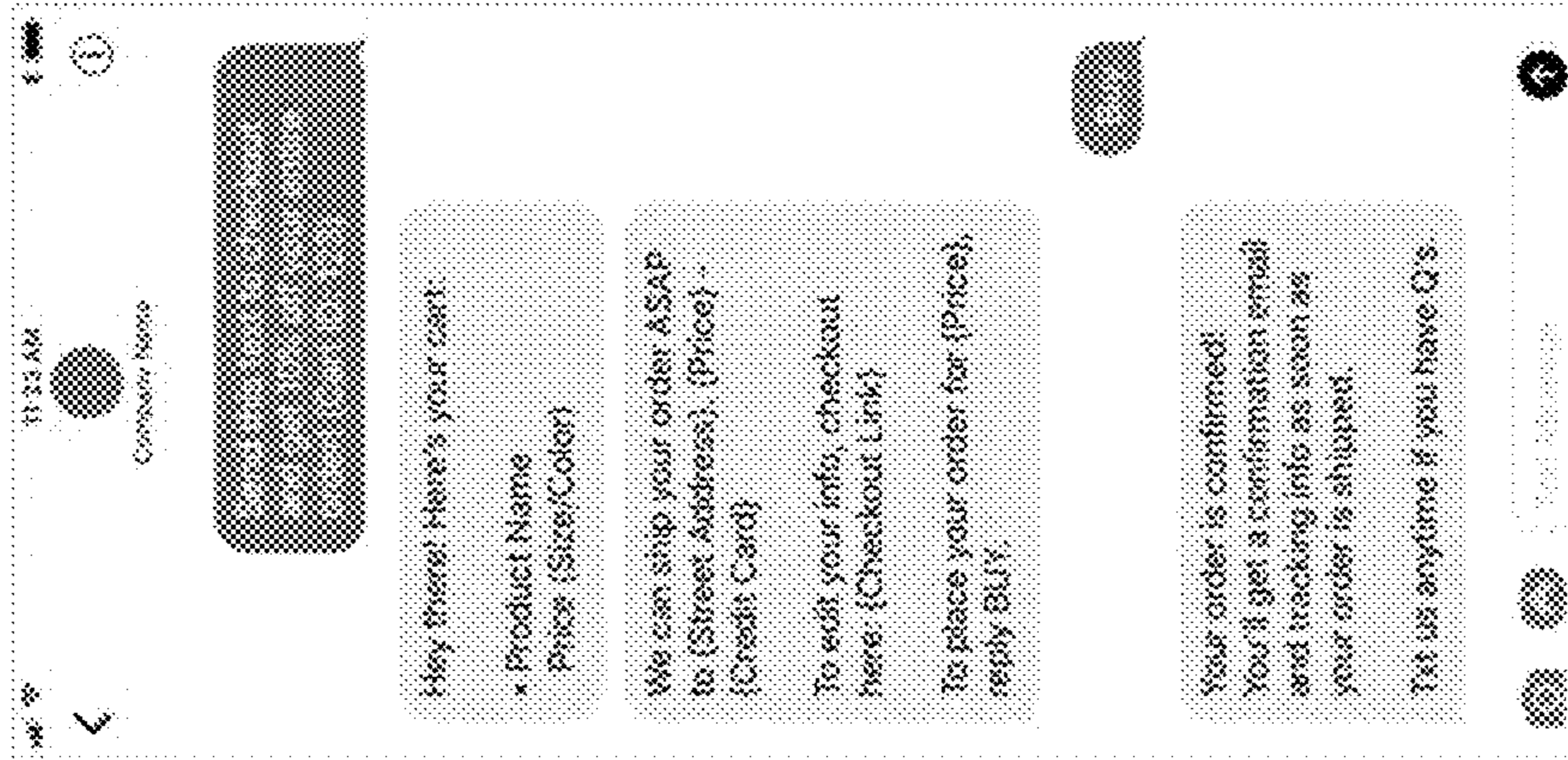


FIG. 5I

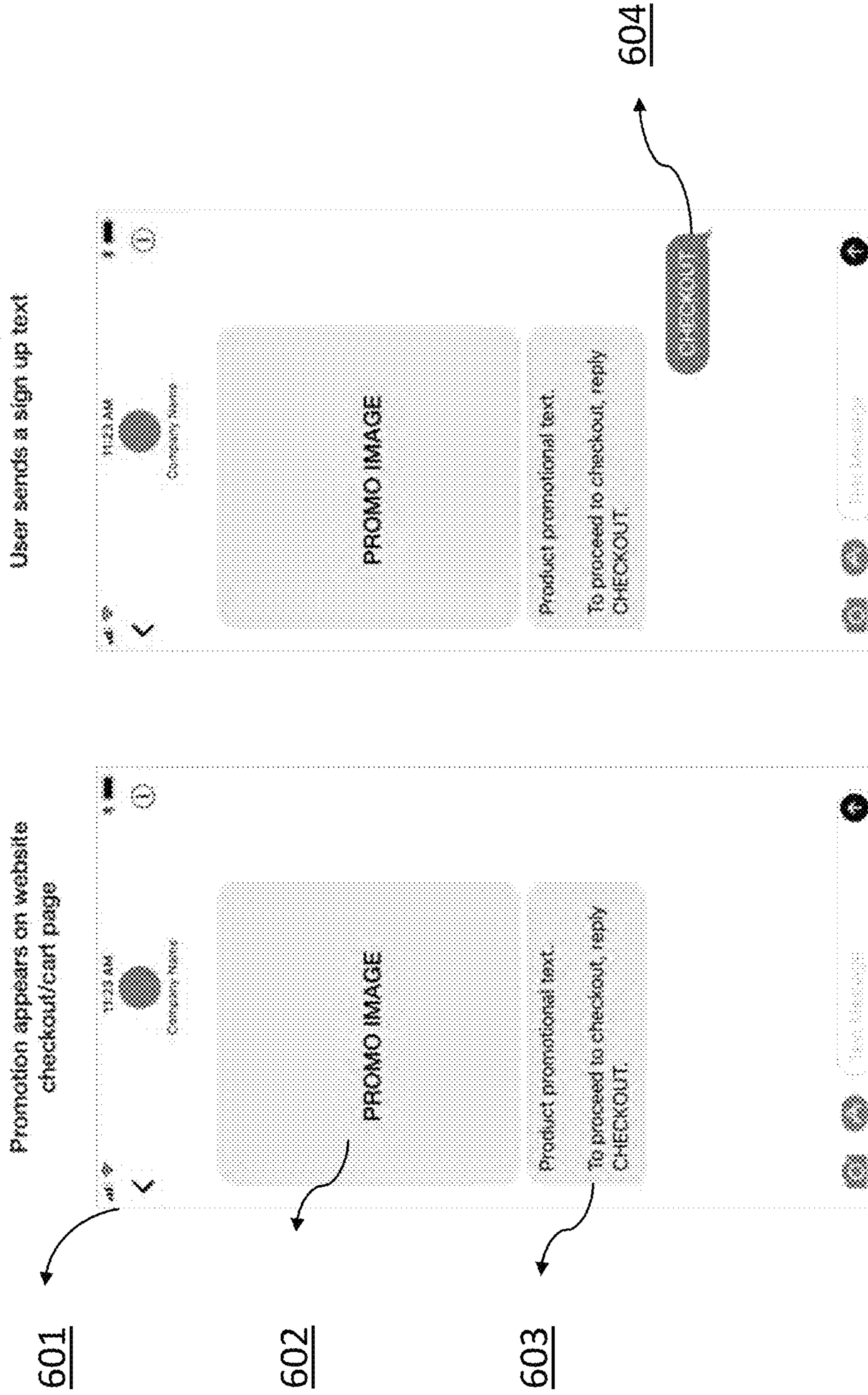


FIG. 6B

FIG. 6A

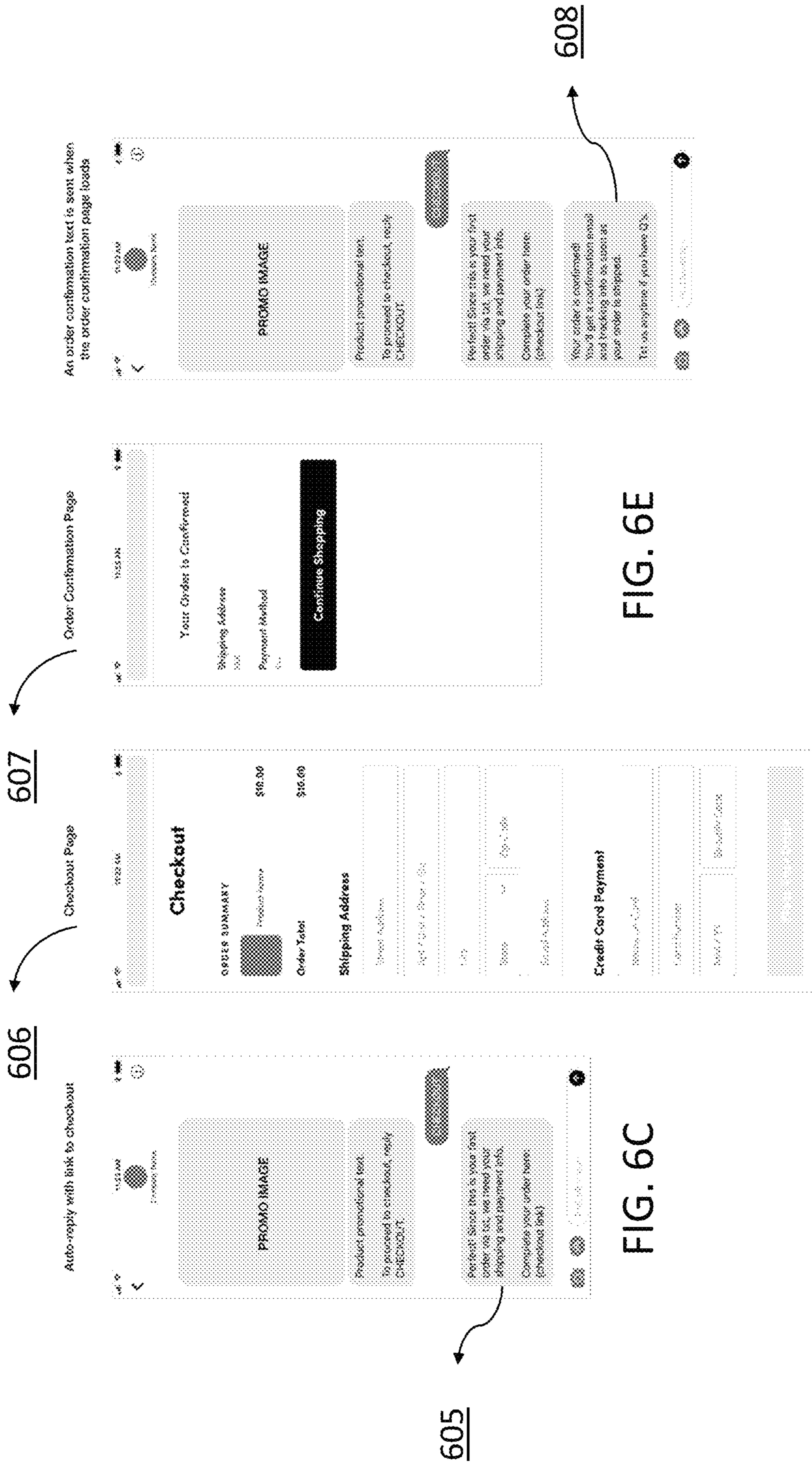


FIG. 6E

FIG. 6D

FIG. 6F

FIG. 6C

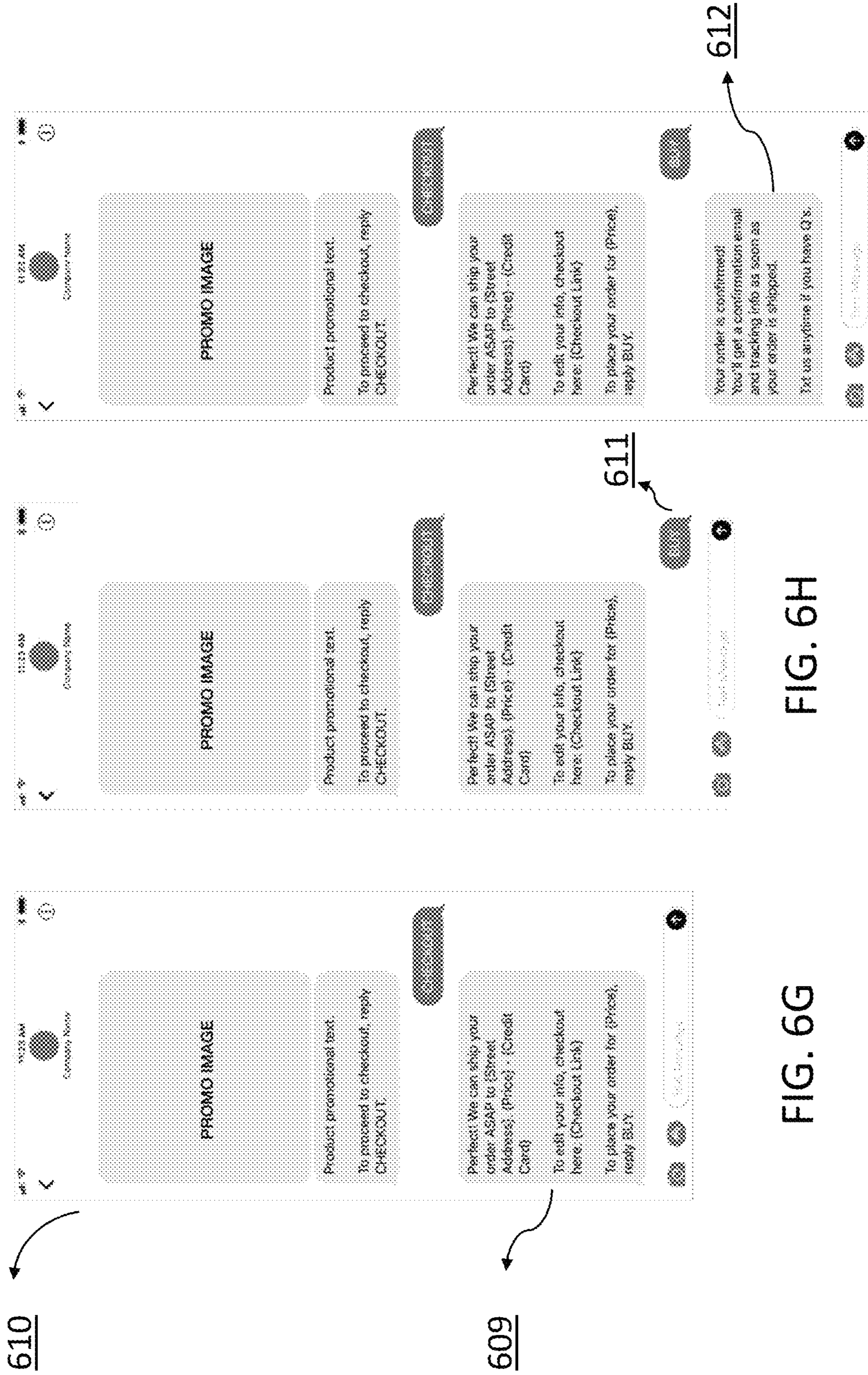


FIG. 6I

FIG. 6H

FIG. 6G

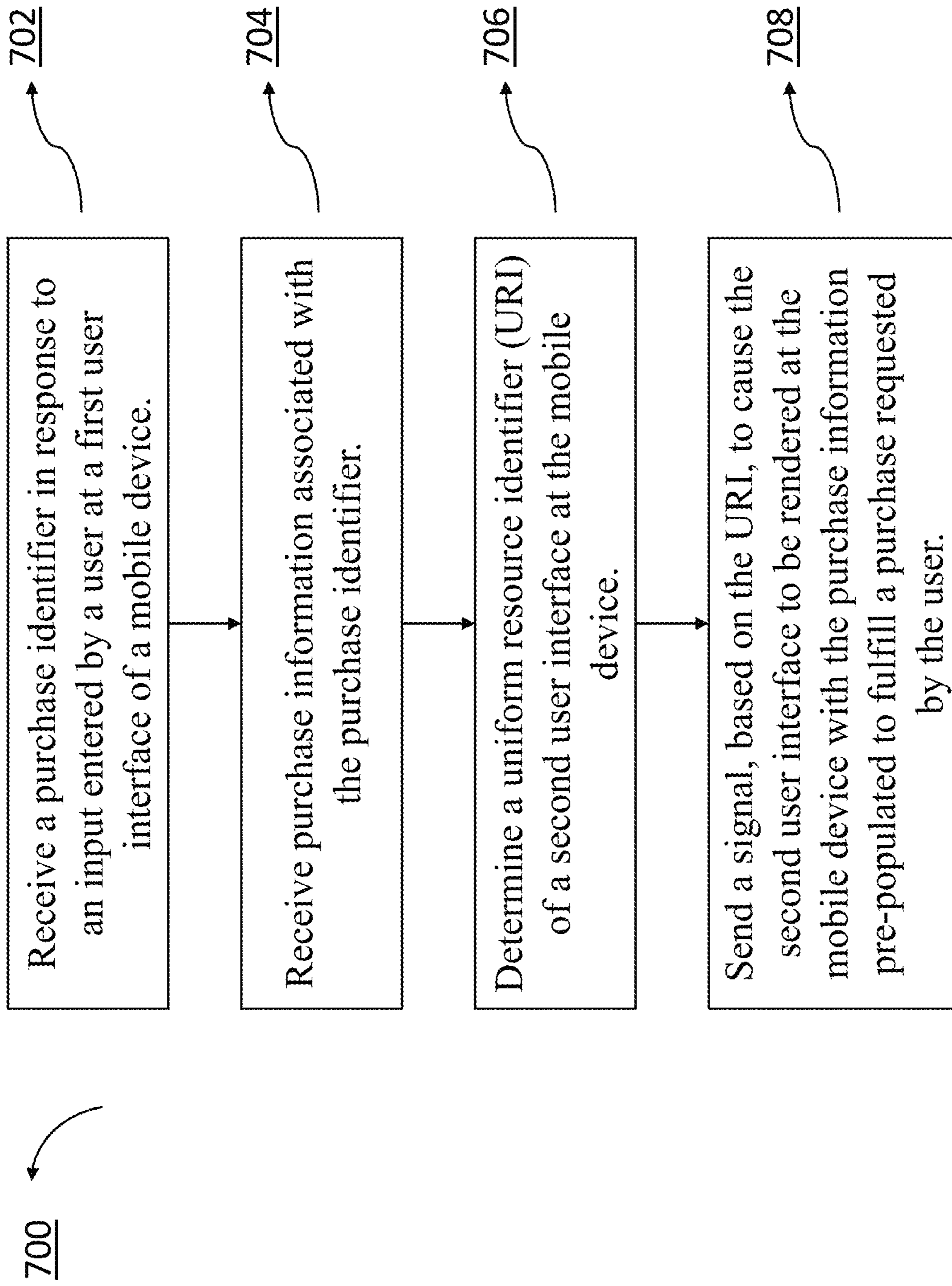


FIG. 7

1

**METHODS AND APPARATUS FOR MOBILE
DEVICE MESSAGING-BASED
COMMUNICATIONS USING
CUSTOM-GENERATED DEEPLINKS AND
BASED ON THE HYPER TEXT TRANSFER
PROTOCOL (HTTP)**

**CROSS-REFERENCE TO RELATED
APPLICATIONS**

The present application is a continuation of U.S. patent application Ser. No. 15/986,569, titled “Methods and Apparatus for Dynamic Application Deeplinking at a Mobile Electronic Device”, filed May 22, 2018, which claims the benefit of and priority to U.S. Provisional Patent Application No. 62/511,413, filed on May 26, 2017, and titled “A Technology Platform for Messaging-Based Subscriptions and Payments Initiated From a Mobile Website.”

BACKGROUND

Some embodiments described herein relate generally to computer-related technologies for mobile electronic devices. In particular, some embodiments described herein relate to methods and apparatus for mobile device messaging-based communications using custom-generated deeplinks and based on the Hyper Text Transfer Protocol (HTTP).

Known methods allow a user to open a vendor’s application or a vendor’s website on a mobile device to select a product or service. The user can then provide payment information via the vendor’s application or website to complete a transaction with the vendor. With these known methods, however, the user often pauses its previous activities (e.g., viewing a website, reading an email) on the mobile device and is redirected to the vendor’s application or website to purchase the products and services via many user input (e.g., clicks, or screen taps). This time-consuming and burdensome process results in many users leaving the purchase before the transaction is completed.

Accordingly, a need exists for methods and apparatus for dynamic application deeplinking to transition from one user interface to another user interface at a mobile device for continued and improved user experience and engagement when interacting with the mobile device.

SUMMARY

In some embodiments, a method includes, in response to an integration tag included in a webpage at a first user interface being executed at a mobile device, receiving, at a processor remote from the mobile device, (1) a mobile device identifier associated with the mobile device, and (2) a request to retrieve a purchase identifier associated with the integration tag and a set of configurable settings associated with the integration tag. The method includes in response to a loading status of the webpage including the integration tag satisfying a criteria, sending, from the processor to the mobile device and based on the mobile device identifier, a first signal causing a frame to be provided within the webpage at the first user interface of the mobile device and based on the set of configurable settings, the frame associated with the purchase identifier. The method includes in response to a first user input associated with the frame entered by a user via the mobile device, receiving, at the processor, a Hyper Text Transfer Protocol (HTTP) POST request from the mobile device. The method includes determining, at the processor and based on the HTTP POST

2

request and the mobile device identifier, a uniform resource identifier (URI) defined to cause a second user interface at the mobile device to render at the mobile device. The URI of the second user interface is compatible with a first operating system and not a second operating system different from the first operating system. The mobile device is operable with the first operating system and not the second operating system. The second user interface is different from the first user interface. The method includes retrieving purchase information and sending a HTTP response message including the URI of the second user interface and the purchase information to deeplink to the second user interface and to cause the second user interface to be rendered at the mobile device with the purchase information pre-populated in an input field of a text message for the user to initiate a purchase via the text message. The method includes sending, from the processor to the mobile device, a second signal to initiate the purchase via the second user interface by causing the text message to be sent, upon receiving a second user input within the second user interface.

BRIEF DESCRIPTION OF THE DRAWINGS

FIG. 1 is a block diagram illustrating a click-to-text server, a client’s server and a user’s mobile device, according to an embodiment.

FIGS. 2A-2D illustrate screenshots of user interfaces at a user mobile device in a click-to-text subscription process, according to an embodiment.

FIGS. 3A-3E illustrate screenshots of user interfaces with a promotional message displayed at a user mobile device, according to an embodiment.

FIGS. 4A-4B illustrate screenshots of user interfaces with a promotional message displayed at a user mobile device, according to an embodiment.

FIGS. 5A-5I illustrate screenshots of user interfaces at a user mobile device in a click-to-text purchase process, according to an embodiment.

FIGS. 6A-6I illustrate screenshots of a user interface at a user mobile device in a click-to-text purchase process, according to an embodiment.

FIG. 7 is a flow chart illustrating a click-to-text process 700, according to an embodiment.

DETAILED DESCRIPTION

Some embodiments described herein include methods and apparatus for a technology platform for messaging-based subscriptions and payments initiated from a website viewed on a mobile device or a mobile application. By using custom-generated dynamic deeplinks, some embodiments described herein provide a method of completing mobile subscriptions, communications, and/or purchases. In these embodiments, a number of mobile interfaces can be used including, but not limited to, mobile websites, mobile applications, mobile messages, mobile advertisements, social media applications, and/or the like. In some implementations, the platform allows a user to initiate a subscription via messaging-based communications, or completes a purchase transaction for a product or service using messaging-based communications. In some implementations, custom-generated mobile deeplinks are used. In some implementations, the purchase and/or subscription process can be initiated via a rendered link on a touchscreen mobile device, and a transaction can be completed by two touch screen taps (or Two-Taps).

In some embodiments, a link can be generated in a set of mobile user interfaces including, but not limited to, a mobile website, a mobile application, a link, an email, a mobile advertisement, a text message, and/or the like. When the link is clicked, a custom-rendered deeplink is initiated, and a mobile messaging application is opened on a user's mobile device. In some embodiments, a deeplink is a type of link used in mobile applications that allows the linking of one mobile application to another mobile application. In some implementations, deep linking uses a uniform resource identifier (URI) that links to a mobile application or a specific location within a mobile application. Deeplinks can be used across a set of mobile operating systems including, for example, the Apple® iOS system and the Android™ system.

In some implementations, the content of the message and the recipient's (e.g., the vendor's) phone number can be pre-filled in the messaging application of the mobile device. This information can be communicated to the messaging application using the deeplink specific to the vendor.

In some implementations, the user can switch from, for example, a mobile website, a mobile application, a link, an email, a mobile advertisement, a text message to a subscription message or a purchase message on a mobile messaging application. In some implementations, the mobile device can receive user's selections to subscribe to and/or purchase a good or service via two touch screen taps on a touch screen mobile device. The mobile device can receive a first signal in response to the user selecting (or tapping) on the rendered link on a first mobile user interface (i.e., the first touch screen tap), and the mobile device can receive a second signal in response to the user selecting (or tapping) the "send" message button on a second mobile interface to send the message to the vendor (i.e., the second touch screen tap.) In such implementations, the mobile device receives the user's selections (touch screen tap) via the touch screen of mobile device and then produces a signal to represent the user's selections for further processing by the mobile messaging application.

In some implementations, the user can be subscribed to service to receive messaging based marketing information from the recipient when the message is sent. In some implementations, the user can initiate a process to purchase a product or service from the recipient when the message is sent.

In some embodiments, a method includes receiving a purchase identifier by a processor and in response to a signal generated by the mobile device in response to an input entered by a user at a first user interface of a mobile device. The input is associated with a frame within a page displayed at the first user interface. The method further includes receiving purchase information associated with the purchase identifier and determining a uniform resource identifier (URI) of a second user interface at the mobile device. The second user interface is different from the first user interface. The method includes sending a signal, based on the URI, to cause the second user interface to be rendered at the mobile device with the purchase information pre-populated to fulfill a purchase requested by the user.

In some embodiments, a method includes determining a state of a page load of a page at a first user interface of a mobile device. In response to the state of the page load satisfying a criteria, the method includes providing, based on a set of configurable settings, a frame within the page at the first user interface. The frame includes purchase information and deeplink information such that in response to an input associated with the frame entered by a user, a second user

interface is provided at the mobile device with the purchase information pre-populated for the user to initiate a purchase.

In some embodiments, a processor-readable non-transitory medium storing code representing instructions to be executed by a processor, the code includes code to cause the processor to determine a state of a page load of a page at a first user interface of a mobile device. The code further includes code to cause the processor to, in response to the state of the page load satisfying a criteria, provide, based on a set of configurable settings, a frame within the page at the first user interface. The frame include purchase information and deeplink information. The code further includes code to cause the processor to receive a purchase identifier in response to an input entered by a user at the frame mobile device and based on the purchase information. The code includes code to cause the processor to determine, based on the deeplink information, a uniform resource identifier (URI) of a second user interface at the mobile device. The second user interface is different from the first user interface. The code includes code to cause the processor to render, based on the URI, the second user interface at the mobile device with the purchase information pre-populated to fulfill a purchase requested by the user.

As used herein, the singular forms "a," "an" and "the" include plural referents unless the context clearly dictates otherwise. Thus, for example, the term "a message" is intended to mean a single message or a combination of messages. For another example, "a purchase identifier" is intended to mean a single purchase identifier or a combination of purchase identifiers.

As used herein, data can include, for example, information such as videos, audio, text, images, games, usernames, passwords, user input, user clicks, user screen taps, user browsing history, information associated with a user, information associated with a user's mobile device, URLs, banking transaction information (e.g., credit card information, back account information, etc.), healthcare information (e.g., prescription information, healthcare records, etc.), public data, protected data, proprietary data, personal data, private data, user generated content, Internet of Things (IoT) data, autonomous vehicle data (e.g., navigation data, status data, security data, etc.), and/or any other information.

FIG. 1 is a block diagram illustrating a click-to-text server **100**, a client's server **130** and a user's mobile device **150**, according to an embodiment. The click-to-text server **100** can communicate with the client's server **130** and the user's mobile device **150** via a network (not shown). The network (not shown) can be any network or combination of networks capable of transmitting communication information (e.g., data and/or signals) and can include, for example, a wireless network, a cellular network, a telephone network, an Ethernet network, a fiber-optic network, and/or the like. The communication information can be transmitted over a connection(s) of a wireless network, such as, for example, a Wi-Fi® or wireless local area network ("WLAN") connection, a wireless wide area network ("WWAN") connection, a cellular connection and/or the like. A network connection can be a wired connection such as, for example, an Ethernet connection, a digital subscription line ("DSL") connection, a broadband coaxial connection, and/or a fiber-optic connection and/or the like.

The click-to-text server **100** can be or include a computer, a cell phone, a tablet, an electronic device, a critical embedded systems, coprocessors, field-programmable gate arrays (FPGAs) and/or the like. The click-to-text server **100** can include at least one processor **101** and at least one memory **103**. The at least one processor **101** and the at least one

memory **103** are operatively coupled with each other. The at least one memory **103** can be, for example, non-volatile memory, volatile memory, memory local to a server or networked, virtualized memory, a random-access memory (RAM) (e.g., a dynamic RAM, a static RAM), a flash memory, a removable memory, and/or so forth. In some embodiments, the memory **103** can store, for example, message data **107** (e.g., a set of promotional messages associated with a set of entities or clients), user data **108** (e.g., user phone number, user device identifier, other information identifying the user or the user mobile device, user viewing history, user click/tap history, user status (a new user or an existing user), user cookies, page referrer URLs, impression data, user agent, and/or the like), client data **109** (e.g., user white list associated with a set of clients/entities, user black list associated with a set of clients/entities, client preferences, client business rules, and/or the like). In some implementations, the memory **103** can store, for example, a database(s), process(es), application(s), virtual machine(s), instructions, and/or other software modules (stored and/or executing in hardware) or hardware modules configured to execute an integrator process and a click-to-text process. In such implementations, instructions for executing the click-to-text process, and/or any associated methods can be stored within the memory **103** and executed at the processor **101**. In some embodiments, the memory **103** can store code representing integrator instructions **105** (i.e., integration tag) to be executed by the at least one processor **101** or the user mobile device **150**. The execution of the integrator instructions **105** at the user mobile device **150** can cause the user mobile device **150** to send a request to the click-to-text server **100** and receive from the click-to-text server **100** promotional messages associated with the client. In some embodiments, the memory **103** can store code representing click-to-text instructions **106** to be executed by the at least one processor **101** to cause the processor to execute the click-to-text process. In some implementations, at least a portion of the data and instructions stored at the memory **103** can be served from one of a single physical machine, multiple physical machines, a virtualized server, multiple virtualized servers, a public cloud, a private cloud, and/or a geographically distributed network of operatively coupled servers.

The at least one processor **101** can be any hardware module and/or component configured to receive and process data, and/or to execute code representing instructions. In some embodiments, the at least one processor **101** can be a general purpose processor, a Field Programmable Gate Array (FPGA), an Application Specific Integrated Circuit (ASIC), a Digital Signal Processor (DSP), and/or the like. The at least one processor **101** can implement a number of modules and/or server components. The at least one processor **101** can be configured to execute instructions generated by any of its modules and/or server components, and/or instructions stored in the memory **103**, for example, the integrator instructions **105** and the click-to-text instructions **106**. In some implementations, if the at least one processor **101** includes multiple processors, the modules and/or server components can be distributed among and/or executed by the multiple processors. The at least one memory **103** can be configured to store processor-readable instructions that are accessible and executable by the processor **101**.

The client device **130** can be or include a computer, a cell phone, a tablet, an electronic device, a critical embedded systems, coprocessors, and field-programmable gate arrays (FPGAs), a smart TV, and/or another type of network-enabled machine. The client device **130** can include a

processor (not shown) and a memory (not shown). In some implementations, the client device **130** is associated with a client (also referred to herein as an entity, a vendor) selling or providing a good(s) or service(s) via the internet, and/or engaging in any marketing activities via the internet. In some implementations, the client device **130** can be served from one of a single physical machine, multiple physical machines, a virtualized server, multiple virtualized servers, a public cloud, a private cloud, and/or a geographically distributed network of operatively coupled servers.

The user mobile device **150** can be any mobile electronic devices. For example, in some embodiments, the user mobile device **150** can be, but are not limited to, a mobile phone, a tablet, a smart watch, a personal computer, a personal digital assistant (PDA), a smart phone, and/or the like. The user mobile device **150** can include a processor (not shown), a memory (not shown), a network interface (not shown), and an output device (not shown). For example, in some embodiments, the output device can be any suitable display that can provide at least a portion of a user interface for a software application (e.g., a mobile application, a PC application, an internet web browser, etc.) installed on (or accessible by) the user mobile device **150**. In such embodiments, the display can be, for example, a cathode ray tube (CRT) monitor, a liquid crystal display (LCD) monitor, a light emitting diode (LED) monitor, and/or the like. In other embodiments, the output device can be an audio device, a haptic device, and/or any other suitable output device. In some implementations, the output device can be configured to receive user input via taps (contact) on a touch screen by a user gesture such as a finger tap, swipe, pinch, etc. The network interface of user mobile device **150** can be, for example, a network interface card and/or the like that can include at least an Ethernet port and/or a wireless radio (e.g., a WiFi® radio, a Bluetooth® radio, etc.). The memory of user mobile device **150** can be, for example, a random access memory (RAM), a memory buffer, a hard drive, a read-only memory (ROM), an erasable programmable read-only memory (EPROM), and/or the like. In some embodiments, the memory can include a set of software applications including, but not limited to, a messaging application, a web browser application, an email application, a book reader application, and/or any mobile applications. Each of the set of software applications can have a unique user interface. The processor can be any suitable processing device configured to run or execute a set of instructions or code. For example, the processor of user mobile device **150** can be a general purpose processor, a central processing unit (CPU), an accelerated processing unit (APU), and Application Specific Integrated Circuit (ASIC), and/or the like. The processor can be configured to run or execute a set of instructions or code stored in the memory associated with using, for example, a PC application, a mobile application, an internet web browser, a cellular and/or wireless communication (via a network), and/or the like, as described in further detail herein.

In use, a user can provide a first input (a click, a screen tap, or a selection, etc.) to a web link on a mobile website or a mobile application displayed on the user mobile device **150**. This user selection can be sensed by the touch screen of the user mobile device **150** such that a signal is produced and provided to the processor of the user mobile device **150**. The web link is associated with a promotional message provided by a client. The client can be an entity selling or providing a good(s) or service(s) via the internet, and/or engaging in any marketing activities via the internet. In response to receiving the signal produced by the touch

screen, the processor of user mobile device **150** can produce a notification and send it to the click-to-text server **100**. The click-to-text server **100** can receive a notification (e.g., a HTTP POST request) in response to the user input. The click-to-text server **100** can initiate a messaging application at the user mobile device **150** with a message pre-populated with purchase or subscription information and a recipient's phone number. The user can provide a second input (a click, a screen tap, or a selection, etc.) to send the text message to the recipient's phone number. The recipient phone number is associated with the client and the client server **130**. In response to sending the text message, the user, via the user mobile device **150**, can subscribe to a messaging-based marketing service, or initiate a process of purchasing a product or service, provided by the client and/or the client server **130**. In some implementations, this click-to-text process can be completed in just two taps, and in compliance with the Telephone Consumer Protection Act ("TCPA") and the regulations by trade associations representing the wireless communication industry (e.g., CTIA).

FIGS. 2A-2D illustrate screenshots of user interfaces at a user mobile device in a click-to-text subscription process, according to an embodiment. The user mobile device can be structurally and functionally similar to the user mobile device **150** described with regards to FIG. 1. The first user interface **201** displays a promotional message **202** (e.g., within a frame of the first user interface **201**) at the user mobile device and provides a "sign-up" link **203**, when selected, clicked or tapped by the user, initiating a second user interface **211** at the user mobile device. The promotional message **202** can be any advertising information related to a product or service that a client provides. The client can provide the product(s) or the service(s) for free or a fee. In some implementations, the first user interface **201** can be within or part of a website browser, an email application, a book reader application, a messaging application, and/or any mobile application or user interfaces at the user mobile device. The second user interface **211** can be within or part of a messaging application, and/or the like. In response to user selections, clicks or taps at the "sign up" link **203**, the second user interface **211** of a mobile application, for example, a messaging application, opens with a message pre-populated with a subscription request **213**. The message also re-populates the phone number **214** of a client associated with the promotional message **202**. In some implementations, the content of the message **213** and/or the phone number **214** can be customized (or defined or populated), based on client's preferences, by a click-to-text server (such as the click-to-text server **100** described with regards to FIG. 1). In some instances, the phone number **214** can be a short code cellular number or a long code cellular number. In some instances, the content of the message **213** can be related to, for example, a request to join a subscription list, a request to purchase a product or service, a request for customer service, or any number of other ways in which the user mobile device interacts with the client server. In some implementations, the message **213** and the phone number **214** are fixed and cannot be changed by the user. In other implementations, the user has an option to change the content of the pre-populated message **213** and/or the phone number **214**. The user can select, click or tap the "send" button **212** to send the message **213** to the client associated with the phone number **214**. The message **213** can be sent to a client server (such as the client server **130** described with regards to FIG. 1) and/or the click-to-text server. In response to receiving the message **213**, the client server can send a message(s) **222** via the second user interface **221** (the same

second user interface shown as **211** in FIG. 2B; e.g., a messaging application) to confirm the user's subscription. In some implementations, the click-to-text server can send message **222** to confirm the user's subscription.

In some implementations, in response to receiving the message **213**, the click-to-text server can authenticate the user based on a user identifier. In some implementations, the user identifier can be included in the signal sent to the click-to-text server in response to receiving the message **213**. In other implementations, the click-to-text server can receive the user identifier prior to receiving the message **213**. In such implementations, the click-to-text server can receive the user identifier in response to an execution of an integration tag (such as the integrator instructions **105** as described with regards to FIG. 1) during a page load event at the user mobile device. The user identifier can include, but are not limited to, a user phone number, a sender phone number, a device identifier of the user mobile device, and/or other information identifying the user or the user mobile device. In some implementations, the click-to-text server can determine if the user is on a black list or on a white list associated with the client. If the user is on a black list of the client, the click-to-text server can block the user from subscribing to the service provided by the client and/or the promotional messages **223** provided by the client. If the user is not on a black list of the client, or if the user is on a white list of the client, the user is authenticated by the click-to-text server and/or the client server and the click-to-text server and/or the client server can provide service and/or send promotional messages **223** to the user. In some implementations, data representing the black list and/or the white list associated with the client can be stored in a client database of the click-to-text server (such as the client data **109** in the memory **103** of the click-to-text server **100** described with regards to FIG. 1).

In some implementations, the click-to-text server can determine, based on the user identifier, if the user is a new subscriber of the client or an existing subscriber of the client. If the user is a new subscriber, the client server and/or the click-to-text server can send a message(s) **222** via the second user interface **221** (the same second user interface shown as **211** in FIG. 2B; e.g., a messaging application) to confirm the user's subscription. If the user is an existing subscriber, the client server and/or the click-to-text server can send a message(s) **232** informing the user that the user is already subscribed to the client's service. In some implementations, the user's subscription status associated with the client (e.g., a new subscriber or an existing subscriber) can be stored in a user database of the click-to-text server (such as the user data **108** in the memory **103** of the click-to-text server **100** described with regards to FIG. 1).

In some implementations, the second user interface **211** is different from the first user interface **201**. In some implementations, the second user interface **211** (e.g., a messaging application) is not a user interface provided by the client/entity/vendor from which the purchase/subscription is to be made. In some implementations, the first user interface **201** is not a user interface (e.g., a web browser) provided by the client/entity/vendor from which the purchase/subscription is to be made. In other words, a user does not need to install the vendor's mobile application to make the purchase from the vendor or subscribe to service provided by the vendor. In situations where, for example, the user is browsing a website with a promotional message **202**, the user can select, tap or click the "sign-up" link **203** and a messaging application (e.g., **211**) is opened with a message **213** and a phone number **214** pre-populated to complete the purchase/sub-

scription. In such situations, the user does not need to install or open any vendor application. Stated differently, the user can initiate the purchase/subscription upon providing a single user input within the second user interface (e.g., click “send” button at the messaging application) and without further interaction with a user interface associated with a vendor from which the purchase is to be made. The click-to-text process provides dynamic application deeplinking at a mobile device such that the user’s interaction with a client via a first user interface of the mobile device can continue to a second user interface of the mobile device. The dynamic application deeplinking protocol improves the user experience for shopping and interacting, via a network, with a client via the mobile device and increases customer engagement with the promotional messages/marketing efforts by the client.

In some implementations, in response to the user selecting, clicking or tapping the “sign-up” link **203** via the first user interface **201**, the user mobile device can send a HTTP POST request to the client-to-text server notifying the client-to-text server of the user’s select/click/tap on the “sign-up” link **203**. The HTTP POST request can include, for example, a purchase identifier associated with the promotional message **202**, a purchase identifier associated with the client or the entity providing the promotional message **202** (e.g., a telephone number associated with the client/entity), purchase information associated with the promotional message, a user identifier (e.g., a user phone number, a user mobile device identifier, user impression data, a user agent field collected by the web browser, and/or any information identifying the user and/or user mobile device), and/or the like. The purchase information can include, for example, a subscription to service associated with the promotional message **202**, information related to the product(s) or service(s) associated with the promotional message **202**, a product identifier, a subscription identifier, and/or the like. An example HTTP form that POSTs to the client-to-text server is as follows:

```
<form action="/1/clicks" method="post" target="_top">
  <input type="hidden" name="i" value="{impression-Id}"></input>
  <input type="hidden" name="id" value="{userId}">
</input>
  <button type="submit" className="{${css.formSubmit-Button} ${css.override}"}>
  <svg viewBox='0 0 24 24' className="{${css.clickTo-TextPhoneIcon} ${css.override}"}>
    <path d='M16.3,0H7.7C6.8,0,6,0.9,6,1.9v20.1C6,23.1,6.8,24,7.7,24h8.6c0.9,0,1.7-0.9,1.7-1.9V1.9C18,0.9,17.2,0,16.3,0z M10.8,1.2h2.4c0.2,0,0.3,0.2,0.3,0.4c0,0.2-0.1,0.4-0.3,0.4h-2.4c-0.2,0-0.3-0.2-0.3-0.4C10.5,1.4,10.6,1.2,10.8,1.2z M12,23.2c-0.4,0-0.8-0.4-0.8-0.8c0-0.4,0.3-0.8,0.8-0.8s0.8,0.4,0.8,0.8C12.8,22.9,12.4,23.2,12,23.2z M16.9,20.9H7.1V3.1h9.8V20.9z' />
  </svg>
  <svg className="{${css.clickToTextRightArrow} ${css.override}"}" viewBox='0 0 24 24'>
    <polygon points='18.5,12 7.5,24 5.5,22.1 14.8,12 5.5,1.9 7.5,0' />
  </svg>
  <div className="{${css.clickToText} ${css.override}"}>
    <div className="{${css.text1} ${css.override}"}>
      {ctaText1}</div>
```

```
<div className="{${css.text2} ${css.override}"}>
  {ctaText2}</div>
</div>
</button>
</form>
```

In response to receiving the HTTP request from the user mobile device, the client-to-text server can determine, based on a mobile device identifier, a uniform resource identifier (URI) (including, for example, a link syntax) of a second user interface at the user mobile device. In some implementations, the mobile device identifier can be a user agent field collected by the web browser, a platform type or an operating system type operated at the user mobile device. In some instances, the platform type is the operating system type operated at the user mobile device or information included in the user agent field collected by the web browser. The client-to-text server can determine the URI of the second user interface that is compatible with the operating system type of the user mobile device. The URI of the second user interface (e.g., a messaging application) may be the same or different for different mobile device operating systems. The client-to-text server can generate a response message including the URI of the second user interface and send the response message to the user mobile device to cause the second user interface to open with message and phone number pre-populated. The click-to-text server can receive the pre-populated message and phone number based on the purchase identifier from a database at the click-to-text server. In some implementations, the response message can be a HTTP 303 status code. In some implementations, the response message and the HTTP form that POSTs to the client-to-text server can be stored in the memory of the client-to-text server (e.g., the click-to-text **106** stored at the memory **103** of the client-to-text server **100**.) In some implementations, a proper deeplinking (e.g., the HTTP POST request and the response message) can direct the user to the native text messaging application, enabling the two-tap signup. An example response message sent from the client-to-text server is as follows.

```
public class CreativeController {
  @Path(value="/clicks", method=Method.POST)
  public void click(Request request, Response response) {
    //When POSTing to this endpoint, the facebook app actually
    //sends two requests—the first with query parameters and then
    //a second without. This check handles the second.
    if (request.getQueryParam("i")==null) {
      throw new InvalidParameterException("Click must have impression id");
    }
    Impression impression=new Impression( );
    impression.setId(Long.valueOf(request.getQueryParam("i")));
    Creative
      creative=creativeRepository.getImpressionCreative(impression);
    if (creative==null) {
      throw new InvalidParameterException("invalid impression id");
    }
    statsCounter.incrementClickCounter(creative.getId( ));
    if (creative.getPhone( )==null) {
      creative.setPhone(defaultPhone);
    }
  }
}
```

11

```

Click click=buildClick(request);
click.setImpression(impression);
click.setCreative(creative);
creativeRepository.createClick(click);
kinesisProducerService.add(click);
if (request.getQueryParam("r")!=null && request.get-
  QueryParam("r").equals("false")) {
  response.setStatus(204);
} else {
  response.setStatus(303);
  response.setHeader("Location", getSmsLink(click,
    request.getUserAgent( ));
}
}
private String getSmsLink(Click click, UserAgent user-
  Agent) {
  String fullSmsBody=click.getCreative( ).getSms-
    Body( )+"(ref:"+click.getFingerprint( )+"");
  if (userAgent.isInstagramIos( )) {
    fullSmsBody=fullSmsBody.replace(' ', '_');
  }
  return "sms:"+click.getCreative( ).getPhone( )+user-
    Agent.getSmsDeeplinkDelimiter( )+"body="+
    fullSmsBody;
}
}

```

In some implementations, in response to the user selecting, clicking or tapping the "sign-up" link **203** via the first user interface **201**, the click-to-text server can dynamically request and receive, from, for example, the client database stored at the memory of the click-to-text server, the client's short code (e.g. 24321), the SMS message body (e.g. "Just send this message to join [Company Name] exclusive insiders, or Just send to purchase this red hat"). The client-to-text server can request and receive a platform specific deeplink (e.g., a URI of the second user interface) that causes the user mobile device's messaging application to be rendered at the user mobile device.

In some implementations, when the user selects/clicks/taps the "send" button via the messaging application to send the message, the message can be sent to the wireless communication provider server (e.g., AT&T, Verizon) of the user mobile device. The wireless communication provider server can then make an application programming interface (API) call to the click-to-text server. The API call can trigger a response message back to the user mobile device with a link to set user's preferences. In some instances, this user preference page can use the same client_domain.attn.tv domain specified in the site integration tag as described below.

In some implementations, the click-to-text server can send an integration tag (or site integration tag, or integrator **105** as described in FIG. 1) to the client server. The integration tag includes code, when executed, cause the user mobile device to send a request to the click-to-text server and receive from the click-to-text server promotional messages associated with the client. Specifically, the integration tag can be attached to a page load event at the user mobile device. When the user is opening a page (e.g., a webpage) associated with the client, the request for the promotional message can be sent to the click-to-text server because the page is integrated with the integration tag provided by the click-to-text server. In some instances, the integration tag is triggered or executed only when the page associated with the client is fully loaded at the user mobile device (i.e., a criteria). In some instances, the integration tag can check the ready state of a page (or a document of the page) and only

12

proceeds when the page is fully ready. In some instances, the site integration tag can be stored in the memory of the click-to-text server (such as the integrator **105** stored at the memory **103** of the click-to-text server **100** as described with regards to FIG. 1.) In some instances, the site integration tag can be stored in a public cloud or a private cloud server.

In response to the execution of the integration tag, the user mobile device can generate a unique visitor identifier and store at least a portion of the integration tag in a local storage of the user mobile device, or as a cookie at the user mobile device. The execution of the integration tag can produce, for example, a HTML, iframe that allows messages to be sent and received between the user mobile device and the click-to-text server. In some implementations, the execution of the integration tag at the user mobile device sends to the click-to-text server user data (e.g., user phone number, user device identifier, other information identifying the user or the user mobile device, user viewing history, user click/tap history, user status (a new user or an existing user), user cookies, page referrer URLs, impression data, a user agent field collected by the web browser, and/or the like). In some implementations, the integration tag can include code that manages, stores, and governs client business rules (e.g., whitelists, blacklists, timeouts, and/or the like). In some implementations, the execution of the integration tag at the user mobile device can send a request to the click-to-text server and receive, from the click-to-text server, promotional messages **202** associated with the client, the client configurable settings/preferences to display the promotional message **202** (e.g., the location of the frame relative to the page, the size of the frame relative to the page, and/or the like.) The user mobile device can then render the frame with the promotional message **202** at its output device. The frame can also include purchase information and deeplink information such that in response to an input entered by the user, the second user interface **211** can be rendered at the mobile device to initiate a purchase/subscription. An example integration tag includes code as follows:

```

<script>
  _attentive_domain="example.attn.tv",function(
  ){window._attentive={invoked:!1,show:function( ){this.in-
  voked=!0}};var
  t=!1,e=function( ){if(document.readyState&& !/loaded-
  |complete/.test(document.readyState))return void setTim-
  eout(e,10);if(!t)return t=!0,void setTimeout(e,50);var
  n=document.createElement("script");n.setAttribute
  ("async","true"),n.type="text/javascript",n.src="https://cd-
  n.attn.tv/loader.js",((document.getElementsByTagName
  ("head")||[null])[0]||document.getElementsByTagName
  ("script")[0].parentNode).appendChild(n);
  window.addEventListener? window.addEventListener
  ("load",e,!1):window.attachEvent("onload",e)
  },window.attentive.show( );
</script>

```

In some implementations, the integration tag can be customized based on client's preferences. For example, the integration tag can be executed when any webpage associated with the client's website is accessed by the user mobile device. In some instances, the integration tag can be executed only when a webpage from a set of webpages associated with the client's website is accessed by the user mobile device. The set of webpages can be selected via a specific URL slug (e.g., /p/mens_category), a specific rooting (e.g., /p/mens_category/* would cover every page with root of /p/mens_category/, including, for example, /p/mens_category/tshirts/philadelphia_phillies/G72 91), a specific query parameter (e.g., clientdomain.com/

13

utm_source=lorem&utm_medium=320banner&utm_campaign=ipsum), all pages except a specified page (e.g., execute the integration tag on all pages except the checkout page), and/or the like. In some instances, the integration tag can be customized to be executed only by a set of devices that are on a device whitelist or blacklist (e.g., do or do not show the sign-up link **203** for devices on the whitelist or blacklist.) In some instances, the integration tag can be customized to be executed only for users from a set of countries so that the sign-up link **203** can be shown only to users from a set of countries. In some instances, the integration tag can be customized to be executed based on a referrer whitelist or blacklist (e.g., do/do not show sign-up link **203** for users from particular page referrers (e.g. Facebook, Google, etc).) In some instances, the integration tag can be customized to be executed only after a period of time since the last execution of the integration tag (e.g., a length of time until a sign-up unit is displayed again). In some instances, the integration tag can be customized to be executed only after a period of time since a certain event occurs (e.g., a length of time until a sign-up link is displayed again if the user subscribes or makes a purchase, a length of time until a sign-up link is displayed again if the user performs any measured action (close, privacy, terms, click, and/or the like.)

In some implementations, in response to a user sending a message to the client's phone number, the click-to-text server can collect data about the user. In some instances, the click-to-text server can collect transaction payment data including, but not limited to, the user's payment information (e.g. credit card information, bank account information, or other information), shipping address, and preferred shipping-related settings. The click-to-text server can use the data collected to provide a user-friendly purchase experience in subsequent transactions. In some instances, the click-to-text server can collect marketing-based data to help the client send improved marketing-related messages to the user. The marketing-based data can include, but not limited to, the type of messages the user prefers to receive, when the user prefers to receive the message, the type of website content the user has viewed, what items the user has previously purchased, and/or the like. In some instances, the click-to-text server can append additional data, directly collected or through a third party that is appended to the user's phone number as a key value. The data can be used, for example, for fraud protection or to disable a recently changed number.

FIGS. 3A-3E illustrate screenshots of user interfaces with a promotional message displayed at a user mobile device, according to an embodiment. The user mobile device can be structurally and functionally similar to the user mobile device **150** described with regards to FIG. 1. Similar to the first user interface with a promotion message described with regards to FIG. 2A, the first user interface **301** displays a promotional message **302** on the screen of the user mobile device as shown in FIG. 3A. The promotional message **302** includes a "sign-up" link **304**, when selected, clicked or tapped by the user, initiating a second user interface (not shown here) at the user mobile device. The second user interface of a mobile application (e.g., a messaging application) opens with a message pre-populated with the content and recipient phone number to facilitate a subscription or purchase process.

As shown in FIG. 3A, the promotional message **302** can be displayed within a frame **305** of a webpage **303**. The promotional message can also be displayed in a frame with different sizes relative to the size of the webpage and

14

different location relative to the center of the webpage. For example, as shown in FIG. 3A, the promotional message **302** can be displayed in a frame **305** within the webpage **303** (i.e., a partial take-over). The frame **305** can be displayed at the bottom of the screen **301** and a portion of the webpage **303** can be displayed at the top portion of the screen **301**. For another example, as shown in FIG. 3B, the promotional message **312** can be displayed in a frame that has the same size as the size of the webpage (i.e., full screen). The user can close the promotional message and the screen can display the webpage. For another example, as shown in FIG. 3C, the promotional message **322** can be displayed as a webpage or as a landing page of a website. For another example, as shown in FIG. 3D, the promotional message **332** can also be displayed within an email **333**. For another example, as shown in FIG. 3E, the promotional message **342** can be displayed in a frame as a pop-up from the webpage **343**. A portion of the webpage **343** can be displayed at the top portion of the screen **341** and/or the lower portion of the screen **341**. In response to a user selects/click/tap at the "sign-up" links within the promotional messages (**302**, **312**, **322**, **332**, and **342**), a second user interface of a mobile application opens with a message pre-populated with the content and recipient phone number to facilitate a subscription or purchase process.

The promotional messages (**302**, **312**, **322**, **332**, and **342**) can be retrieved from a click-to-text server (such as the click-to-text server **100** described with regards to FIG. 1) in response to an execution of an integration tag. The integration tag includes code, when executed, cause the user mobile device to send a request to the click-to-text server and receive from the click-to-text server promotional messages associated with the client. Specifically, the integration tag can be attached to a page load event at the user mobile device. When the user is opening a page (e.g., a webpage) associated with the client, the request for the promotional message can be sent to the click-to-text server because the page is integrated with (includes or incorporates) the integration tag provided by the click-to-text server. The execution of the integration tag can generate, for example, a HTML, iframe which allows messages to be sent and received between the user mobile device and the click-to-text server. In some implementations, the execution of the integration tag at the user mobile device sends to the click-to-text server user data, manages client business rules, client configurable settings to display the promotional message (e.g., the location of the frame relative to the page, the size of the frame relative to the page, and/or the like.)

The "sign-up" link (**304**, **314**, **324**, **334**, or **344**), when selected, clicked or tapped by the user, initiates a second user interface (not shown here) at the user mobile device. The "sign-up" link (**304**, **314**, **324**, **334**, or **344**) can be displayed differently based on client's preferences by the click-to-text server. In some instances, the "sign-up" link (**304**, **314**, **324**, **334**, or **344**) can be shown as a button having different sizes (up to a size of a full screen). In some instances, the "sign-up" link (**304**, **314**, **324**, **334**, or **344**) can be a standalone landing page, or a clickable link (a button, or an image) in line with the text displayed in a webpage, an email, a promotional message (**302**, **312**, **322**, **332**, and **342**), a mobile application, a pop-up window, and/or the like.

FIGS. 4A-4B illustrate screenshots of user interfaces with a promotional message displayed at a user mobile device, according to an embodiment. In some implementations, the first user interface **401** at the user mobile device displays a promotional bubble **402** that can expand into a promotional message **404** in response to a user select/click/tap at the

promotional bubble **402**. The promotional message **404** can be similar to the promotional messages (**302**, **312**, **322**, **332**, and **342**) shown in FIGS. **3A-3E**. The promotional message **404** includes a “sign-up” link **405**, when selected, clicked or tapped by the user, initiating a second user interface (not shown here) at the user mobile device. The second user interface of a mobile application (e.g., a messaging application) opens with a message pre-populated with the content and recipient phone number to facilitate a subscription or purchase process.

FIGS. **5A-5I** illustrate screenshots of user interfaces at a user mobile device in a click-to-text purchase process, according to an embodiment. The first user interface **501** (e.g., a website browser) at the user mobile device displays a shopping cart **503** with products **504** to be purchased. The first user interface **501** also displays a promotional message **502**, when selected, clicked or tapped by the user, initiating a second user interface **511** at the user mobile device. In some implementations, the first user interface **501** can be a website browser, an email application, a book reader application, a messaging application, and/or any mobile application or user interfaces at the user mobile device. The second user interface **511** can be a messaging application, and/or the like. In response to a user selection, click or tap at the “1-Step Checkout” link **502**, the second user interface **511** of a mobile application, for example, a messaging application, opens with a message pre-populated with a purchase request **513**. The purchase request **513** can include a shopping cart identifier, a product identifier, a product name, a product description, a price of each product, a total price for the shopping cart, and/or the like. The message also re-populates the phone number **512** of a client associated with the promotional message **502**. In some implementations, the content of the message **513** and/or the phone number **512** can be customized, based on client’s preferences, by a click-to-text server (such as the click-to-text server **100** described with regards to FIG. **1**). The “1-Step Checkout” link **502** can be displayed differently based on client’s preferences by the click-to-text server. In some instances, the “1-Step Checkout” link **502** can be shown as a button. The button can have different sizes (up to a size of a full screen). In some instances, the “1-Step Checkout” link **502** can be a standalone landing page, or a clickable link (a button, or an image) in line with the text displayed in a webpage, an email, a promotional message, a mobile application, a pop-up window, and/or the like.

In some instances, the phone number **512** can be a short code cellular number or a long code cellular number. In some implementations, the message **513** and the phone number **512** are fixed and cannot be changed by the user. In other implementations, the user has an option to change the content of the pre-populated message **513** and/or the phone number **512**. The user can select, click or tap the “send” button **514** to send the message **513** to the client with the phone number **512**. The message **513** can be sent to a client server (such as the client server **130** described with regards to FIG. **1**) and/or the click-to-text server.

In some implementations, in response to receiving the message **513**, the click-to-text server can authenticate the user based on a user identifier. The user identifier can include, but are not limited to, a user phone number, a sender phone number, a device identifier of the user mobile device, and/or other information identifying the user or the user mobile device. In some implementations, the click-to-text server can determine if the user is on a black list or on a white list associated with the client. In some implementations, the click-to-text server can determine, based on the

user identifier, if the user is a new customer of the client or an existing customer of the client. If the user is a new customer, the client server and/or the click-to-text server can send a message(s) **522** via the second user interface **521** (e.g., a messaging application) to request shipping information and payment information. The message **522** can also include a link (“checkout link”) that when clicked/tapped, opens a third user interface with a checkout page **531**. The third user interface **531** can be the same as the first user interface **501** (e.g., a website browser). Upon receiving the user input on the shipping information and the payment information at the checkout page **531**, the third user interface **541** can display an order confirmation page. The client server and/or the click-to-text server can send a message(s) **552** via the second user interface **551** confirming the order has been placed.

If the user is an existing customer of the client, the client server and/or the click-to-text server can send, via the second user interface, a message(s) **562** including the product information in the shopping cart, and a message **563** informing the user of the shipping information and the payment information on file associated with the user. In some implementations, the message **563** can include a link (“checkout link”) that, when selected/clicked/tapped, opens a third user interface (not shown) that shows a checkout page in which the user can change the shipping information and the payment information. In some implementations, the user can send, via the second user interface, a message **572** to confirm the purchase, the payment information and the shipping information. Upon receiving the message **572** from the client, the client server and/or the click-to-text server can send, via the second user interface, a message **582** confirming the order has been placed. In some implementations, the user’s purchase history associated with the client (e.g., a new/existing customer, previous orders, previous shopping carts, user payment information, user shipping information, and/or the like) can be stored in a user database of the click-to-text server (such as the user data **108** in the memory **103** of the click-to-text server **100** described with regards to FIG. **1**).

Similar to the click-to-text subscription process described with regards to FIGS. **2A-2D**, the click-to-text server can implement the integration tag at the client’s server in the click-to-text purchase process. The integration tag includes code, when executed, cause the user mobile device to send a request to the click-to-text server for promotional messages associated with the client. Specifically, the integration tag can be attached to a page load event at the user mobile device. When the user is opening a page (e.g., a webpage) associated with the client, the request for the promotional message can be send to the click-to-text server because the page is integrated with the integration tag provided by the click-to-text server. The execution of the integration tag can collect user data (e.g., user phone number, user device identifier, other information identifying the user or the user mobile device, user viewing history, user click/tap history, user status (a new user or an existing user), user cookies, page referrer URLs, impression data, a user agent field collected by the web browser, and/or the like). The integration tag can include code that manages, stores, and governs client business rules (e.g., whitelists, blacklists, timeouts, and/or the like). The execution of the integration tag at the user mobile device can send a request to the click-to-text server and receive, from the click-to-text server, promotional messages associated with the client, the client configurable settings/preferences to display the promotional message.

FIGS. 6A-6I illustrate screenshots of a user interface at a user mobile device in a click-to-text purchase process, according to an embodiment. The click-to-text purchase process can be completed via a single user interface (e.g., a messaging application) at the user mobile device. The second user interface **601** can display a promotional image **602** and a promotional message **603**. The second user interface **601** can receive a message **604** from the user instructing the click-to-text server to initiate the “checkout” process. In response to receiving the message **604** from the user, in some implementations, the click-to-text server can authenticate the user based on a user identifier. The user identifier can include, but are not limited to, a user phone number, a sender phone number, a device identifier of the user mobile device, and/or other information identifying the user or the user mobile device. In some implementations, the click-to-text server can determine if the user is on a black list or on a white list associated with the client. In some implementations, the click-to-text server can determine, based on the user identifier, if the user is a new customer of the client or an existing customer of the client. If the user is a new customer, the client server and/or the click-to-text server can send a message(s) **605** via the second user interface to request shipping information and payment information. The message **605** can also include a link (“checkout link”) that when clicked/tapped, opens a first user interface with a checkout page **606**. In some instances, the first user interface (e.g., a messaging application) can be the same as the second user interface. In some instances, the first user interface (e.g., a website browser) can be different from the second user interface. Upon receiving the user input on the shipping information and the payment information at the checkout page **606**, the first user interface **607** can display an order confirmation page. The client server and/or the click-to-text server can send a message(s) **608** via the second user interface confirming the order has been placed.

If the user is an existing customer of the client, the client server and/or the click-to-text server can send, via the second user interface **610**, a message(s) **609** including the product information in the shopping cart, the shipping information and the payment information on file associated with the user. In some implementations, the message **609** can include a link (“checkout link”) that, when clicked/tapped, opens a second user interface (not shown) that shows a checkout page in which the user can change the shipping information and the payment information. In some implementations, the user can send, via the second user interface, a message **611** to confirm the purchase, the payment information and the shipping information. Upon receiving the message **611** from the client, the client server and/or the click-to-text server can send, via the second user interface, a message **612** confirming the order has been placed. In some implementations, the user’s purchase history associated with the client (e.g., a new/existing customer, previous orders, previous shopping carts, user payment information, user shipping information, and/or the like) can be stored in a user database of the click-to-text server (such as the user data **108** in the memory **103** of the click-to-text server **100** described with regards to FIG. 1).

FIG. 7 is a flow chart illustrating a click-to-text process **700**, according to an embodiment. The click-to-text process **700** can be executed at, for example, a processor at a server such as the processor **101** of the click-to-text server **100** shown and described with respect to FIG. 1. The server can include, for example, a processor and a memory operatively coupled to the memory. The memory can include, for example, code representing click-to-text instructions (such

as the click-to-text instructions **106** described with respect to FIG. 1) to be executed by the at least one processor **101** to cause the processor to execute the click-to-text process **700**. Furthermore, the server can be operatively coupled to a network, and in communication with a client server such as the client server **130** and a user mobile device such as the user mobile device **150** shown and described with respect to FIG. 1. The click-to-text subscription process as described with regards to FIGS. 2A-2D and the click-to-text purchase process as described with regards to FIGS. 5A-5I and FIGS. 6A-6I can be implemented using the click-to-text process **700**.

At **702**, the method includes receiving a purchase identifier in response to an input entered by a user at a first user interface of a mobile device. The first user interface displays a promotional message within a frame of a page at the first user interface. The promotional message can be any advertising information related to a product(s) or service(s) that a client provides. The client can provide the product(s) or the service(s) for free or a fee. In some implementations, the first user interface can be a website browser, an email application, a book reader application, a messaging application, and/or any mobile application or user interfaces at the user mobile device. The location of the frame relative to the page, the size of the frame relative to the page, and/or the like can be customized based on the client’s preferences. The promotional message includes a link, which can be clicked or tapped by the user.

In response to the user selecting, clicking or tapping the link via the first user interface, the client-to-text server receives a HTTP POST request notifying the client-to-text server of the user’s click/tap on the link. The HTTP POST request can include, for example, a purchase identifier associated with the promotional message, a purchase identifier associated with the client providing the promotional message (e.g., a telephone number associated with the client/entity), a shopping cart identifier, purchase information associated with the promotional message, a user identifier (e.g., a user phone number, a user mobile device identifier, user impression data, a user agent field collected by the web browser, and/or any information identifying the user and/or user mobile device), and/or the like.

At step **704**, the method includes receiving purchase information associated with the purchase identifier in response to receiving the HTTP POST request. The purchase identifier and the purchase information can be stored in a database at the click-to-text server. The click-to-text server can look up the purchase information based on the purchase identifier. The purchase information can include, for example, a subscription to service associated with the promotional message **202**, information related to the products or service associated with the promotional message **202**, a product identifier, a subscription identifier, and/or the like.

At step **706**, the method includes determining a uniform resource identifier (URI) of a second user interface at the mobile device. In response to receiving the HTTP request from the user mobile device, the client-to-text server can determine, based on a mobile device identifier, a uniform resource identifier (URI) (including, for example, a link syntax) of a second user interface at the user mobile device. The second user interface can be a messaging application, and/or the like. In some implementations, the mobile device identifier can be a user agent field collected by the web browser, a platform type or an operating system type operated at the user mobile device. In some implementations, the mobile device identifier can be a user identifier (e.g., a user phone number, a user mobile device identifier, user impres-

sion data, and/or any information identifying the user and/or user mobile device). The client-to-text server can determine the URI of the second user interface that is compatible with the operating system type of the user mobile device. The URI of the second user interface (e.g., a messaging application) may be the same or different for different mobile device operating systems.

At step 708, the method includes sending a signal, based on the URI, to cause the second user interface to be rendered at the mobile device with the purchase information pre-populated to fulfill a purchase requested by the user. The client-to-text server can generate a response message including the URI of the second user interface and send the response message to the user mobile device to cause the second user interface to open with message and phone number pre-populated. The click-to-text server can receive the pre-populated message and phone number based on the purchase identifier from a database at the click-to-text server or a database stored at the client device. In some implementations, the response message can be a HTTP 303 status code. In some implementations, the response message and the HTTP form that POSTs to the client-to-text server can be stored in the memory of the client-to-text server (e.g., the click-to-text 106 stored at the memory 103 of the client-to-text server 100.) In some implementations, a proper deeplinking (the HTTP POST request and the response message) can direct the user to the native text messaging application, enabling the two-tap subscription or purchase.

The content of the message and/or the phone number can be customized, based on client's preferences, by a click-to-text server. In some instances, the phone number can be a short code cellular number or a long code cellular number. In some instances, the content of the message can be related to, for example, join a subscription list, purchase a product or service, request customer service, or any number of other ways in which the user interacts with the client. In some implementations, the message and the phone number are fixed and cannot be changed by the user. In other implementations, the user has an option to change the content of the pre-populated message and/or the phone number. The user can click or tap the "send" button to send the message to the client associated with the phone number. The message can be sent to a client and/or the click-to-text server. In response to receiving the message, the client server can send a message(s) via the second user interface (e.g., a messaging application) to confirm the user's subscription or purchase. In some implementations, the click-to-text server can send message to confirm the user's subscription or purchase.

In some implementations, the click-to-text server can determine, based on the user identifier, if the user is a new subscriber/customer of the client or an existing subscriber/customer of the client. If the user is a new subscriber/customer, the client server and/or the click-to-text server can send a message(s) via the second user interface (e.g., a messaging application) to confirm the user's subscription, and/or direct the user to a checkout page to provide shipping information and product information for the purchase. If the user is an existing subscriber/customer, the client server and/or the click-to-text server can send a message(s) informing the user that the user are already subscribed to the client's service, or confirming the shipping information and payment information with the user. In some implementations, the user's subscription/customer status associated with the client (e.g., a new subscriber or an existing subscriber) can be stored in a user database of the click-to-text server.

In some implementations, the second user interface is different from the first user interface. In some implementa-

tions, the second user interface (e.g., a messaging application) is not a user interface provided by the client/entity/vendor from which the purchase/subscription is to be made. In some implementations, the first user interface is not a user interface (e.g., a web browser) provided by the client/entity/vendor from which the purchase/subscription is to be made. In other words, a user does not need to install the vendor's mobile application to make the purchase from the vendor or subscribe to service provided by the vendor. In situations where, for example, the user is browsing a website with a promotional message, the user can click the "sign-up" link and a messaging application is opened with a message and a phone number pre-populated to complete the purchase/subscription. In such situations, the user do not need to install or open any vendor application. Stated differently, the user can initiate the purchase/subscription upon providing a single user input the second user interface (e.g., click "send" button at the messaging application) within and without interaction with a user interface associated with a vendor from which the purchase is to be made. The click-to-text process provides dynamic application deeplinking at a mobile device such that the user's interaction with a client via a first user interface of the mobile device continues to a second user interface of the mobile device. The dynamic application deeplinking protocol improves the user experience for shopping and interacting, via a network, with a client via the mobile device and increases customer engagement with the promotional messages/marketing efforts by the client.

It is intended that the systems and methods described herein can be performed by software (stored in memory and/or executed on hardware), hardware, or a combination thereof. Hardware modules may include, for example, a general-purpose processor, a field programmable gate array (FPGA), and/or an application specific integrated circuit (ASIC). Software modules (executed on hardware) can be expressed in a variety of software languages (e.g., computer code), including Unix utilities, C, C++, Objective-C Java™, Ruby, SQL, SAS®, the R programming language/software environment, Visual Basic™, and other object-oriented, procedural, scripted, machine language or other programming language and development tools. Examples of computer code include, but are not limited to, micro-code or micro-instructions, machine instructions, such as produced by a compiler, code used to produce a web service, and files containing higher-level instructions that are executed by a computer using an interpreter. Additional examples of computer code include, but are not limited to, control signals, encrypted code, and compressed code. Each of the devices described herein can include one or more processors as described above.

Some embodiments described herein relate to devices with a non-transitory computer-readable medium (also can be referred to as a non-transitory processor-readable medium or memory) having instructions or computer code thereon for performing various computer-implemented operations. The computer-readable medium (or processor-readable medium) is non-transitory in the sense that it does not include transitory propagating signals per se (e.g., a propagating electromagnetic wave carrying information on a transmission medium such as space or a cable). The media and computer code (also can be referred to as code) may be those designed and constructed for the specific purpose or purposes. Examples of non-transitory computer-readable media include, but are not limited to: magnetic storage media such as hard disks, floppy disks, and magnetic tape; optical storage media such as Compact Disc/Digital Video

Discs (CD/DVDs), Compact Disc-Read Only Memories (CD-ROMs), and holographic devices; magneto-optical storage media such as optical disks; carrier wave signal processing modules; and hardware devices that are specially configured to store and execute program code, such as Application-Specific Integrated Circuits (ASICs), Programmable Logic Devices (PLDs), Read-Only Memory (ROM) and Random-Access Memory (RAM) devices. Other embodiments described herein relate to a computer program product, which can include, for example, the instructions and/or computer code discussed herein.

While various embodiments have been described above, it should be understood that they have been presented by way of example only, and not limitation. Where methods and steps described above indicate certain events occurring in certain order, the ordering of certain steps may be modified. Additionally, certain of the steps may be performed concurrently in a parallel process when possible, as well as performed sequentially as described above. Although various embodiments have been described as having particular features and/or combinations of components, other embodiments are possible having any combination or sub-combination of any features and/or components from any of the embodiments described herein. Furthermore, although various embodiments are described as having a particular entity associated with a particular compute device, in other embodiments different entities can be associated with other and/or different compute devices.

What is claimed is:

1. A method, comprising:

in response to an integration tag included in a webpage being displayed via a web browser application of a mobile device, receiving, at a processor remote from the mobile device, (1) a mobile device identifier associated with the mobile device, and (2) a request to retrieve a purchase identifier associated with at least one of a product or service presented via the webpage;

in response to receiving the mobile device identifier and the request to retrieve the purchase identifier sending, from the processor to the mobile device, a first signal causing a frame to be displayed with the webpage via the web browser application, the frame associated with the purchase identifier;

receiving, at the processor and from the mobile device, an indication that a user interacted with the frame to initiate a purchase of the at least one of the product or service;

defining, at the processor and based on the mobile device identifier and the indication that the user interacted with the frame, a uniform resource identifier (URI) that deeplinks to a messaging application different from the web browser application, the URI being compatible with a first operating system and not a second operating system different from the first operating system, the mobile device operable with the first operating system and not the second operating system;

sending the URI from the processor to the mobile device to cause the mobile device to automatically switch from the web browser application to the messaging application and to populate a message within the messaging application with purchase information for the at least one of the product or service;

receiving, at the processor and from the messaging application of mobile device, the message populated with the purchase information; and

completing, by the processor, a sale of the at least one of the product or service to the user based on receiving the message.

2. The method of claim 1, wherein a size of the frame relative to a size of the page is configurable.

3. The method of claim 1, wherein a location of the frame on the page is configurable.

4. The method of claim 1, wherein the URI displayed via the web browser application is configured to cause a display of the mobile device to switch between rendering the web browsing application and rendering the messaging application.

5. The method of claim 1, wherein the purchase information includes a telephone number of a vendor from which the purchase is to be made.

6. The method of claim 1, wherein the sale is of a subscription.

7. The method of claim 1, wherein the sale is completed (1) with no user input other than the user interaction with the frame and the user sending the message and (2) without redirecting to a different application after the message is sent.

8. A method, comprising:

receiving, from at least one web server, an integration tag included in a webpage;

displaying the webpage using a web browser application of a mobile device;

sending, from the mobile device, to the at least one web server, and in response to the integration tag executing, (1) a mobile device identifier that identifies the mobile device, and (2) a request to retrieve a purchase identifier associated with at least one of a product or service presented via the webpage;

receiving, at the mobile device, from the at least one web server, and in response to sending the mobile device identifier and the request to retrieve the purchase identifier, a first signal causing a frame to be displayed with the webpage via the web browser application, the frame including a purchase promotional message;

sending, to the at least one web server, an indication of a first user input entered by a user via the web browser of the mobile device indicating an initiation of a purchase of the good or the service;

receiving, from the at least one web server and in response to the indication of the first user input, a uniform resource identifier (URI) that deeplinks to and causes the mobile device to automatically switch from rendering the web browser application to cause a text messaging application to render at the mobile device and pre-populate the purchase information in an input field of a text message, the URI being compatible with a first operating system executing on the mobile device and not a second operating system different from the first operating system; and

sending the text message upon receiving a second user input to cause a sale of the at least one of the product or service to be completed.

9. The method of claim 1, further comprising:

generating, at the processor, the integration tag based on a set of client-specific rules; and

sending, by the processor, the webpage including the integration tag to the mobile device, causing the integration tag to be executed at the mobile device in response to the set of client-specific rules being satisfied.

10. The method of claim 1, further comprising:
generating, at the processor, the integration tag configured
to be executed at the mobile device in response to a
period of time being passed after an execution of the
integration tag at the mobile device. 5

11. The method of claim 8, wherein:
the mobile device identifier is based on a user agent field
via the web browser application.

12. The method of claim 8, wherein the mobile device
identifier identifies the first operating system. 10

13. The method of claim 8, wherein the first user input and
the second user input are the only user inputs between
receiving the first signal causing the frame to be displayed
and completing the sale.

* * * * *

15