

US011120389B2

(12) **United States Patent**
Gillen

(10) **Patent No.:** **US 11,120,389 B2**
(45) **Date of Patent:** **Sep. 14, 2021**

(54) **ELECTRONICALLY CONNECTABLE PACKAGING SYSTEMS CONFIGURED FOR SHIPPING ITEMS**

(56) **References Cited**

U.S. PATENT DOCUMENTS

(71) Applicant: **United Parcel Service of America, Inc.**, Atlanta, GA (US)

7,035,856 B1 4/2006 Morimoto et al.
7,063,256 B2 6/2006 Anderson et al.
8,936,192 B2* 1/2015 Reblin G06K 19/06028
235/383
2006/0235739 A1* 10/2006 Levis G06Q 10/08
705/1.1

(72) Inventor: **Robert J. Gillen**, Alpharetta, GA (US)

(73) Assignee: **UNITED PARCEL SERVICE OF AMERICA, INC.**, Atlanta, GA (US)

(Continued)

(*) Notice: Subject to any disclaimer, the term of this patent is extended or adjusted under 35 U.S.C. 154(b) by 781 days.

OTHER PUBLICATIONS

“UPS Puts RFID to the Test,” Information Week, Nov. 23, 2004 (Year: 2004).*

(21) Appl. No.: **15/623,989**

(Continued)

(22) Filed: **Jun. 15, 2017**

Primary Examiner — George Chen
Assistant Examiner — Brian Adams Hefflin

(65) **Prior Publication Data**

US 2018/0137453 A1 May 17, 2018

(74) *Attorney, Agent, or Firm* — Shook, Hardy & Bacon L.L.P.

Related U.S. Application Data

(57) **ABSTRACT**

(60) Provisional application No. 62/422,183, filed on Nov. 15, 2016.

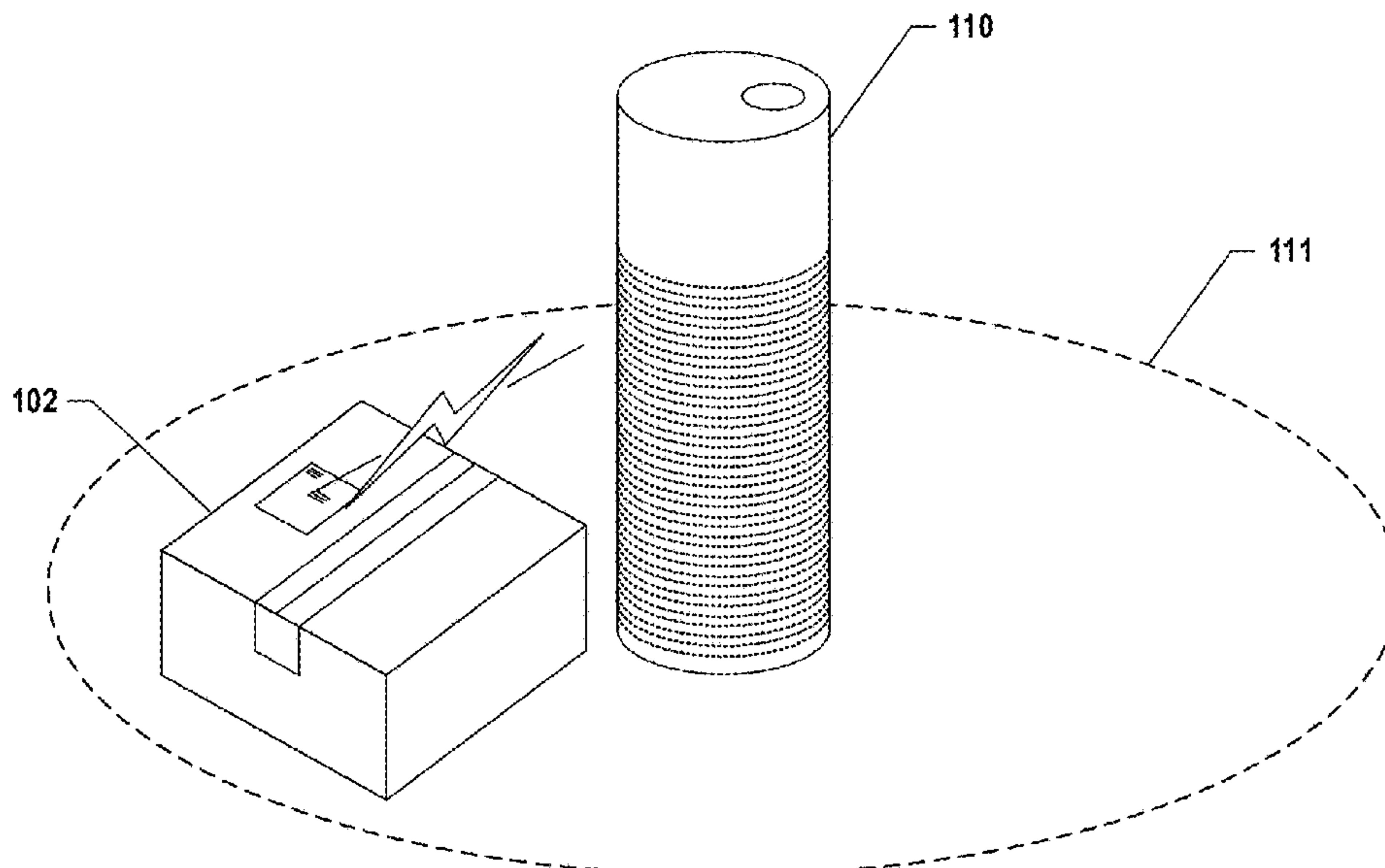
Various embodiments are directed to methods and systems for initiating shipment of a connected shipment/item via a computing entity. The computing entity detects the presence of a shipment/item within a communication range of the computing entity based on received wireless communications, and initializes executable instructions upon detection of the electronically connected shipment/item to initiate shipment of the shipment/item. The executable instructions cause the computing entity to store a shipment identifier for the shipment/item, request and store shipment information/data from a user for the shipment/item, and transmit the stored shipment/item information/data and the stored shipment identifier to a carrier computing entity to generate a shipment profile for the shipment/item.

(51) **Int. Cl.**
G06Q 10/08 (2012.01)
G06Q 10/00 (2012.01)

(52) **U.S. Cl.**
CPC **G06Q 10/083** (2013.01); **G06Q 10/00** (2013.01); **G06Q 10/08** (2013.01)

(58) **Field of Classification Search**
CPC G06Q 10/00; G06Q 10/08; G06Q 10/083; G09F 13/22; G09F 2013/222; G09F 9/3023; G09F 13/222; G09F 13/3023; A61B 6/145
USPC 705/14.23, 40, 50, 80, 300, 400
See application file for complete search history.

17 Claims, 9 Drawing Sheets



(56)

References Cited

U.S. PATENT DOCUMENTS

2010/0201488 A1* 8/2010 Stern G01S 1/68
340/10.1
2011/0012731 A1 1/2011 Stevens
2013/0151434 A1* 6/2013 Chandaria G06Q 10/08
705/333
2014/0214619 A1* 7/2014 Cancro G06Q 30/0641
705/26.61
2014/0304103 A1 10/2014 Barton et al.
2014/0310001 A1* 10/2014 Kains G10L 15/1822
704/270.1
2016/0275441 A1* 9/2016 Barber G06K 9/6202
2016/0316322 A1 10/2016 Gillen
2017/0083862 A1 3/2017 Loubriel
2017/0220982 A1 8/2017 Gillen et al.
2017/0243160 A1 8/2017 Bolton
2017/0262798 A1 9/2017 Kosseifi et al.

OTHER PUBLICATIONS

Smart-Packaging Market to Reach \$26.7 Billion by 2024, Dec 1,

2016, CSCMP'S Staff, Supply Chain Quarterly, 3 pages, http://www.supplychainquarterly.com/news/20161020-smart-packaging-market-to-reach-267-billion-by-2024/?utm_content=359252468,utm_medium=social&utm_source=twitter, Oct 18, 2017.
Smart Drop Box, Jan. 12, 2017, U.S. Appl. No. 62/445,294.
Remote Initiation of Interaction by a Computing Entity, Nov. 11, 2016, U.S. Appl. No. 15/349,189.
How IoT Logistics Will Revolutionize Supply Chain Management, Dec. 21, 2016, Andrew Meola, Business Insider, 4 pages, <http://www.businessinsider.com/internet-of-things-logistics-supply-chain-management-2016-10>, Oct. 18, 2017.
Gartner's Top 10 Near-Term Predictions for Tech, Oct. 21, 2016, Patrick Thibodeau, Computerworld, 5 pages, <http://www.computerworld.com/article/3133528/emerging-technology/by-2020-youll-say-more-to-a-machine-than-to-your-spouse.html>, Oct. 18, 2017.
ISA/220—Notification of Transmittal or Search Report and Written Opinion of the ISA, or the Declaration dated Dec 12, 2017 for WO Application No. PCT/US17/058915.
Office Action received for Canadian Patent Application No. 3043883, dated May 29, 2020, 7 pages.

* cited by examiner

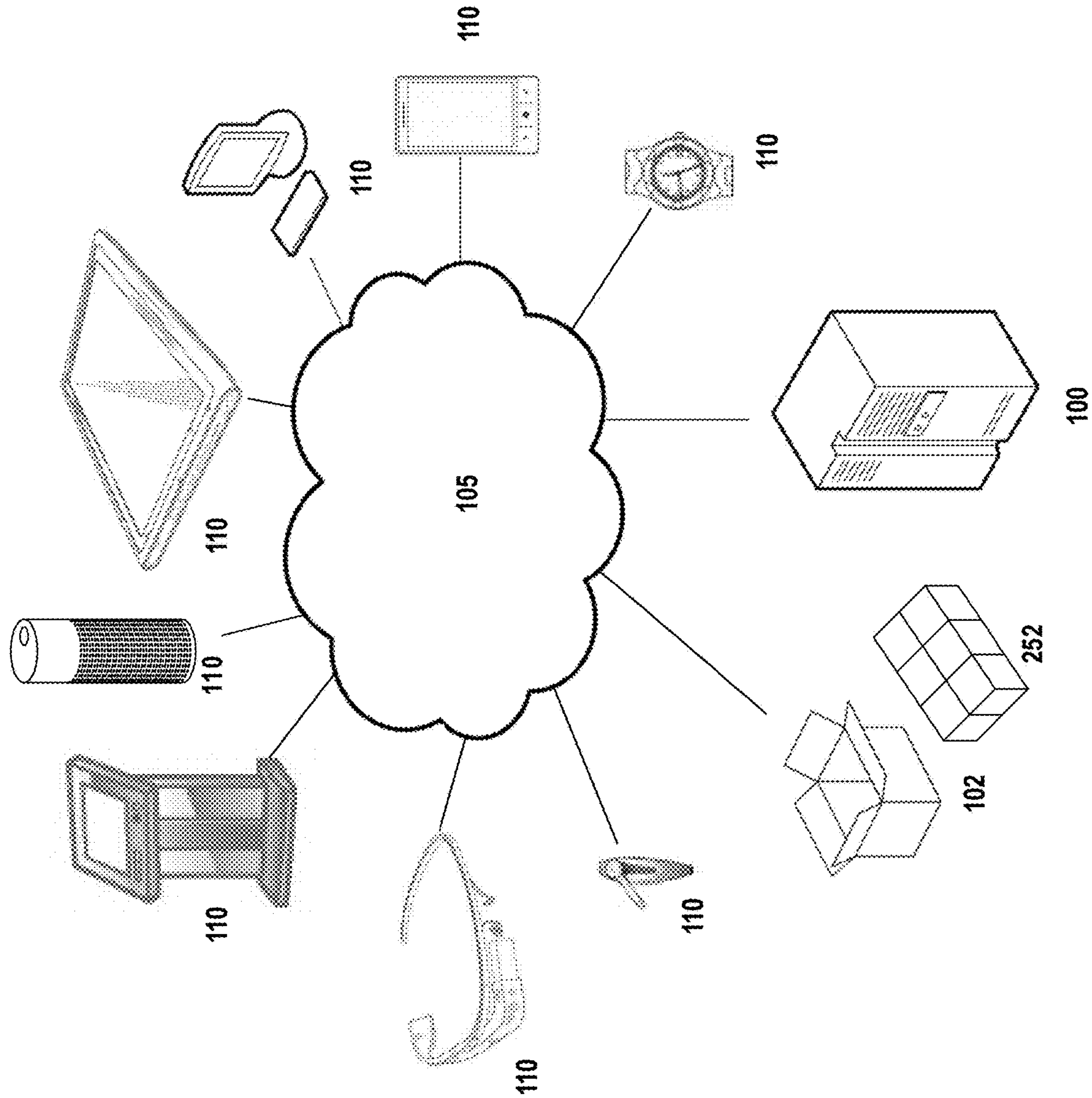


FIG. 1

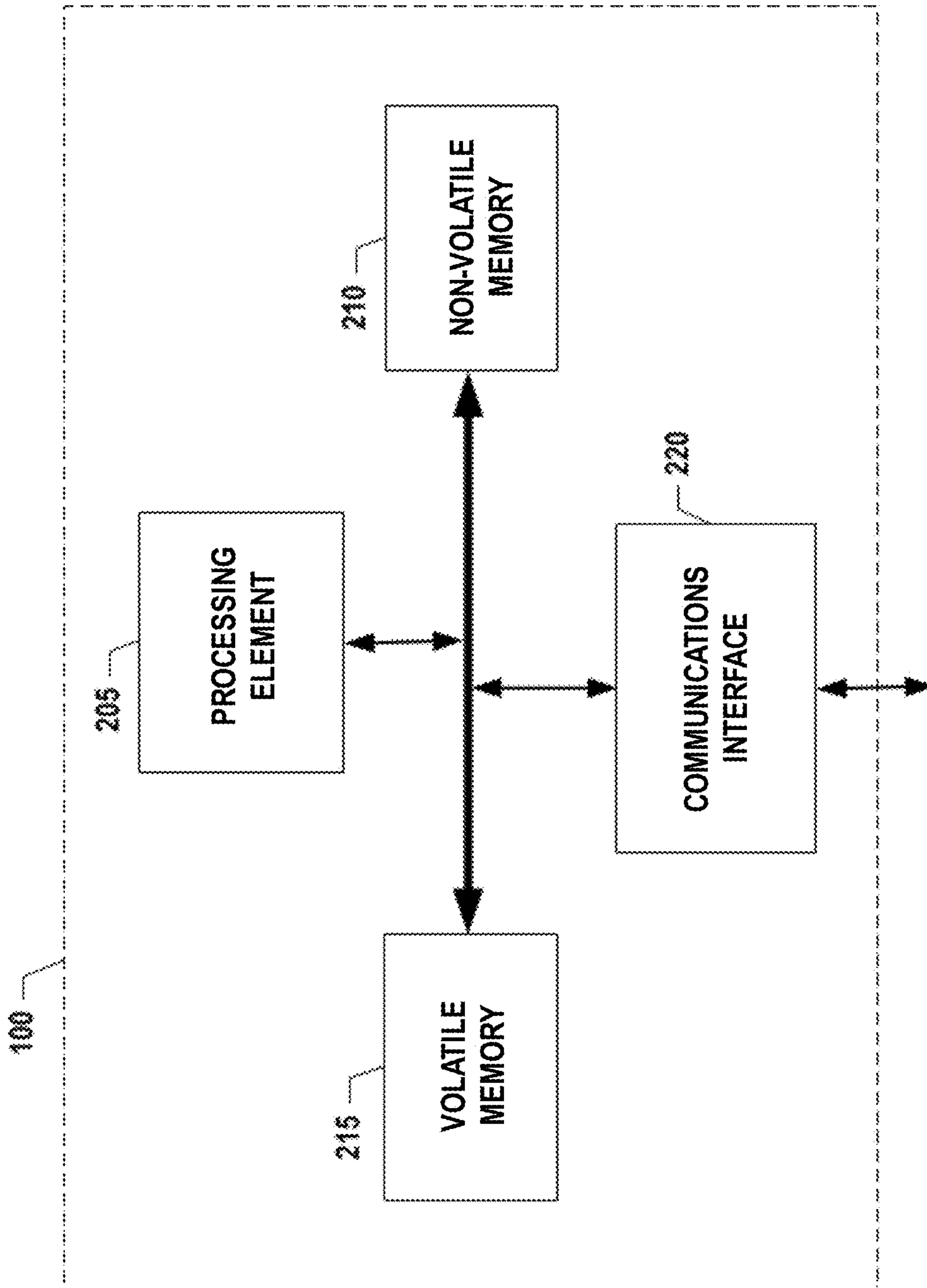


FIG. 2

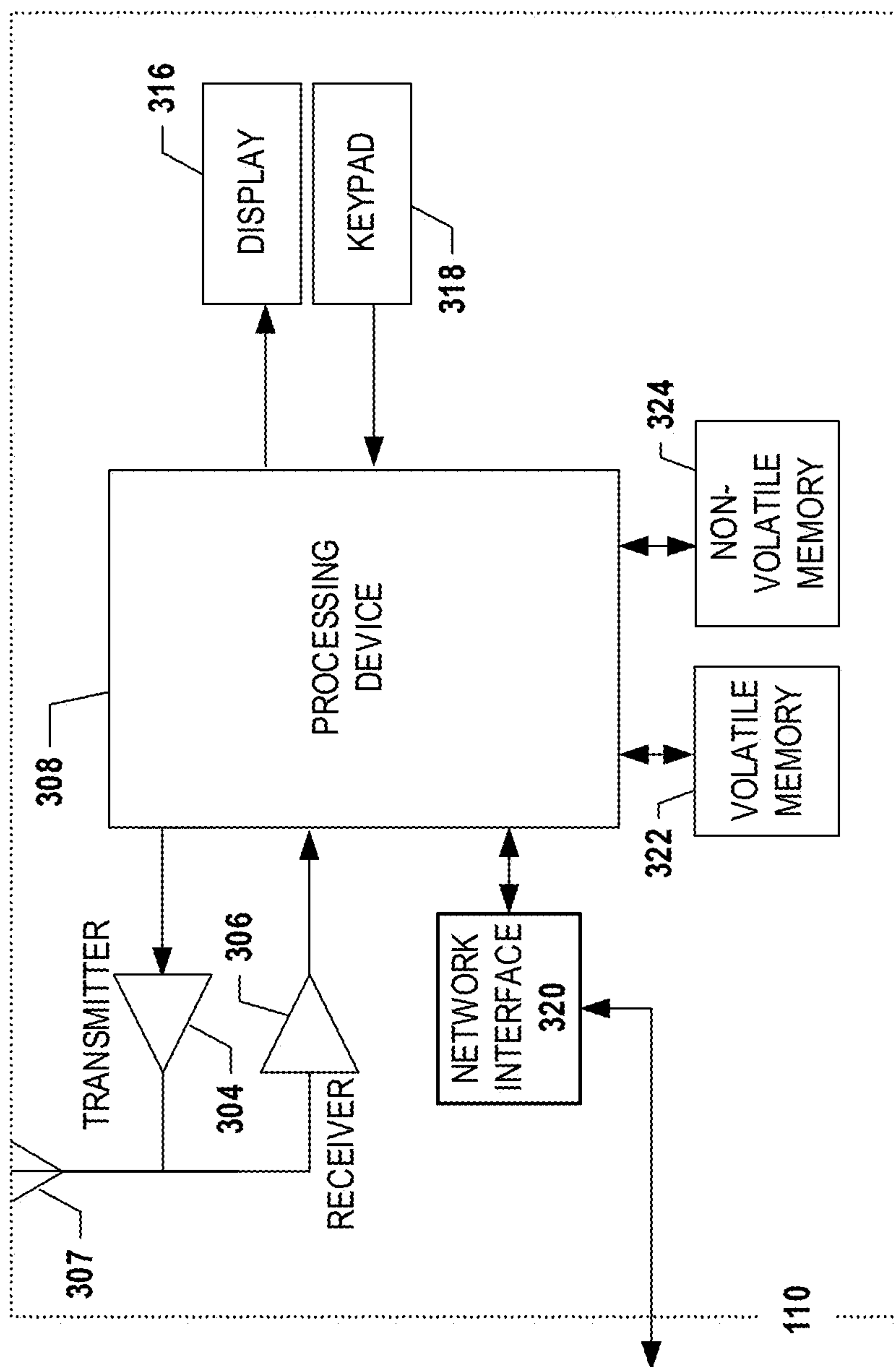


FIG. 3

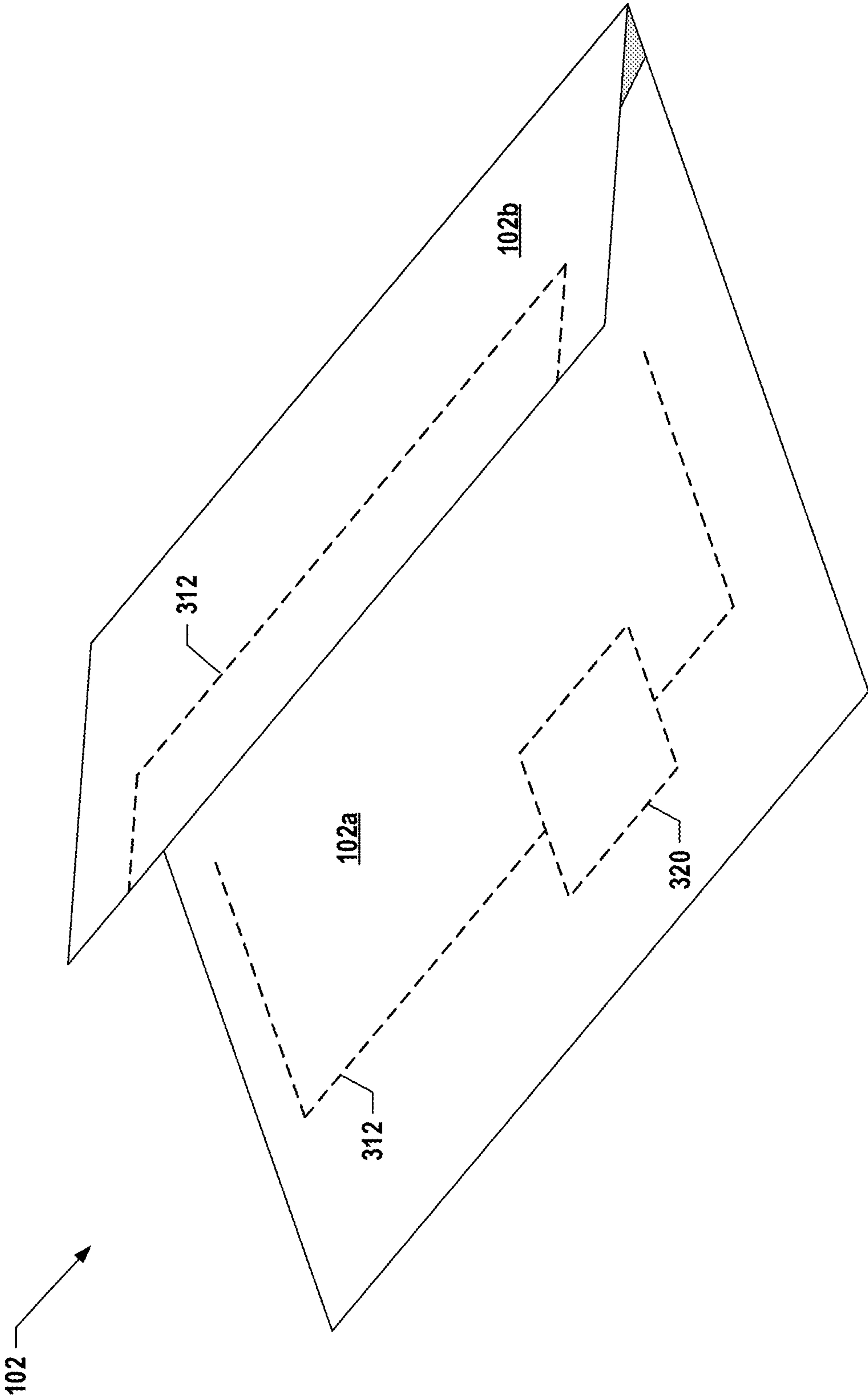


FIG. 4

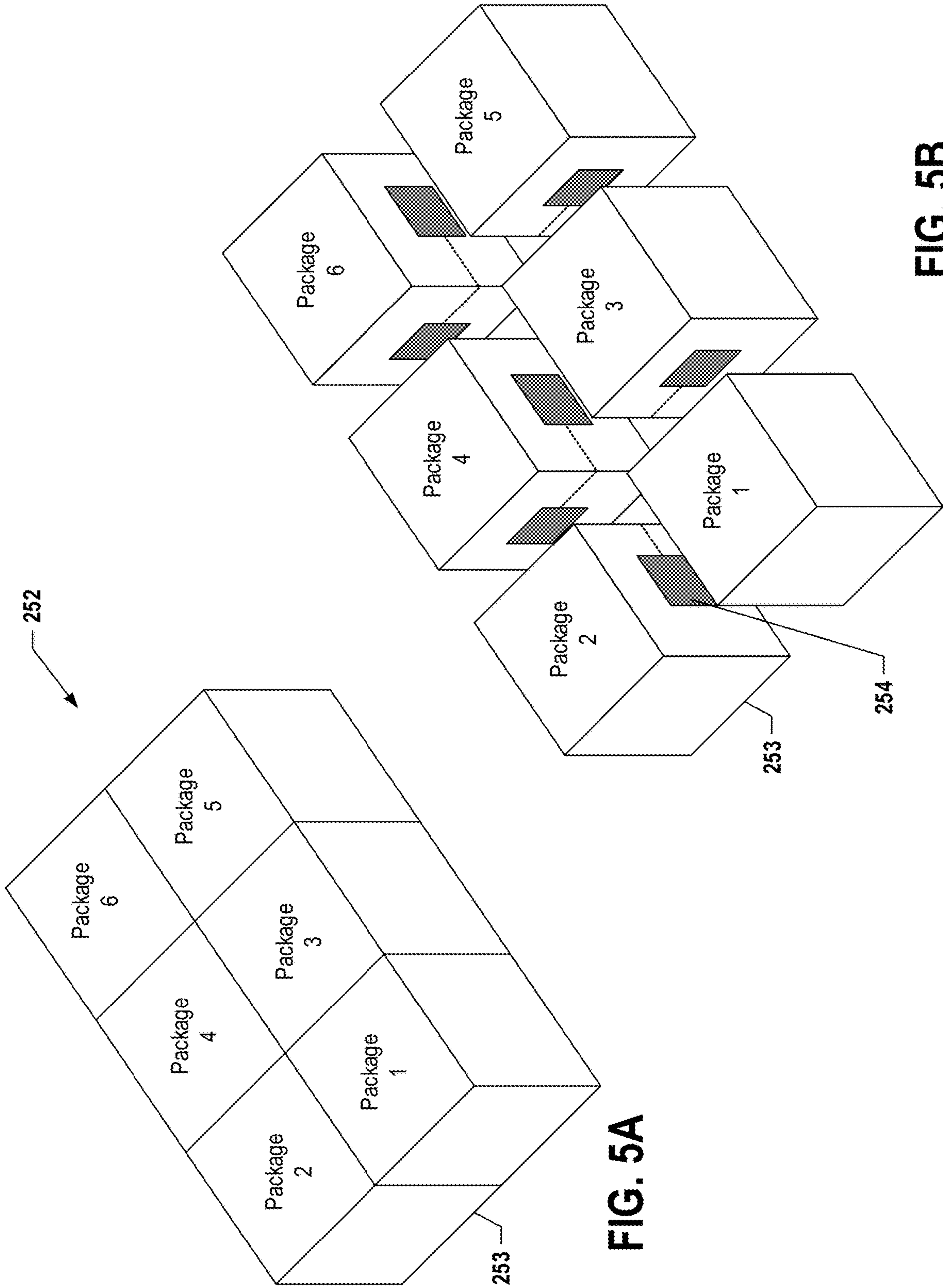


FIG. 5A

FIG. 5B

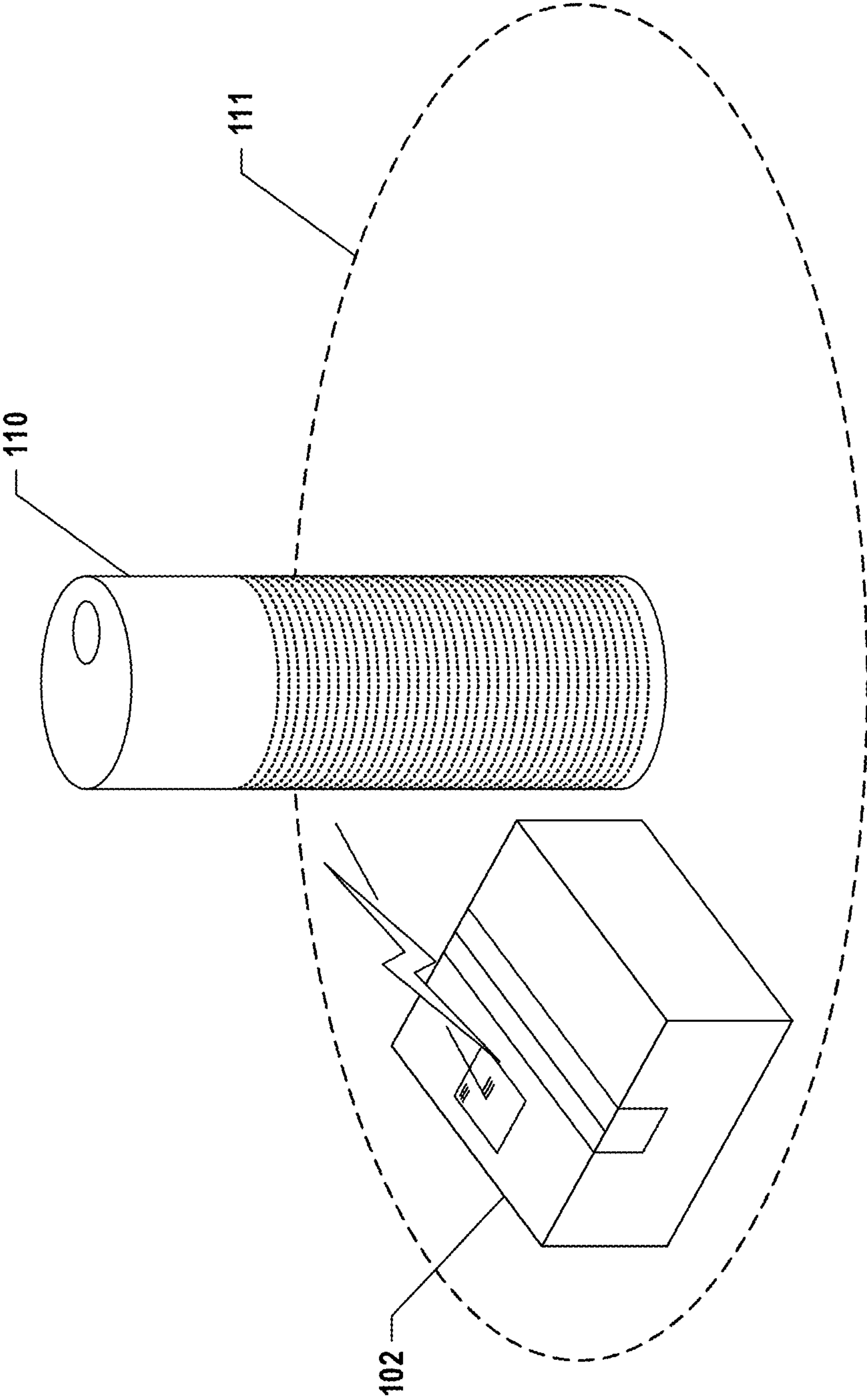
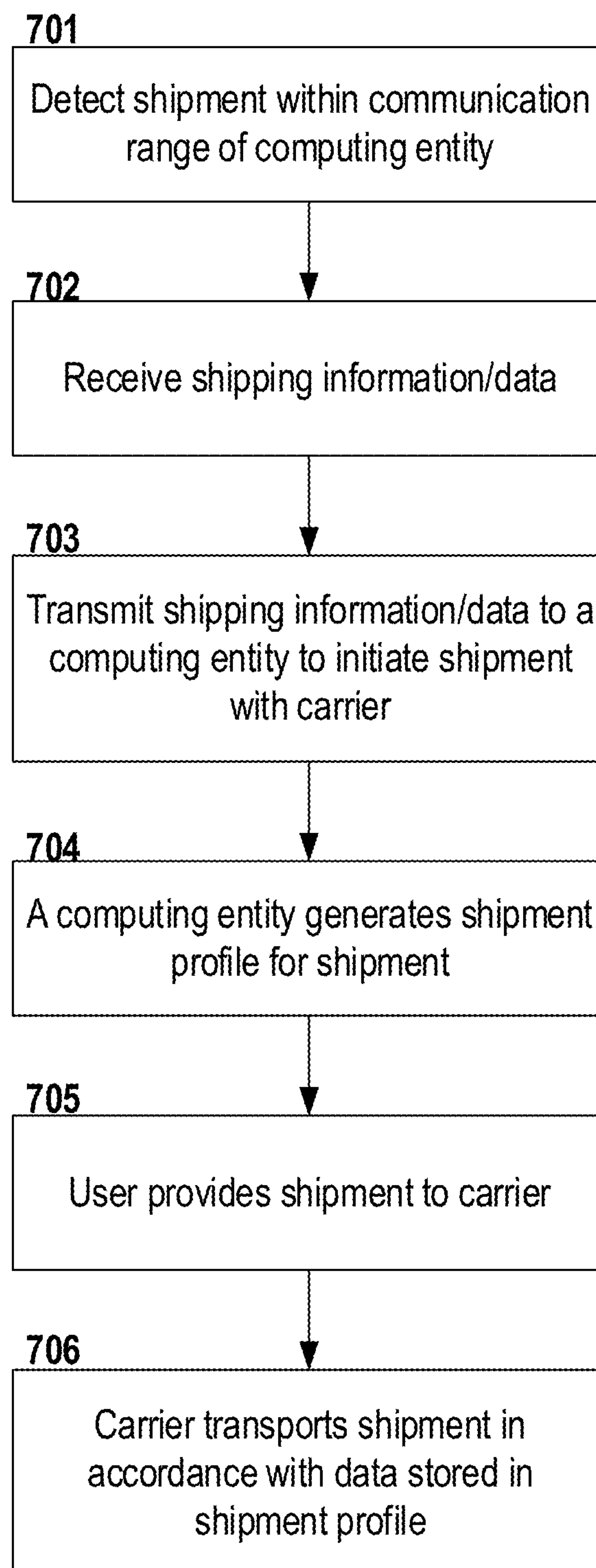


FIG. 6

**FIG. 7**

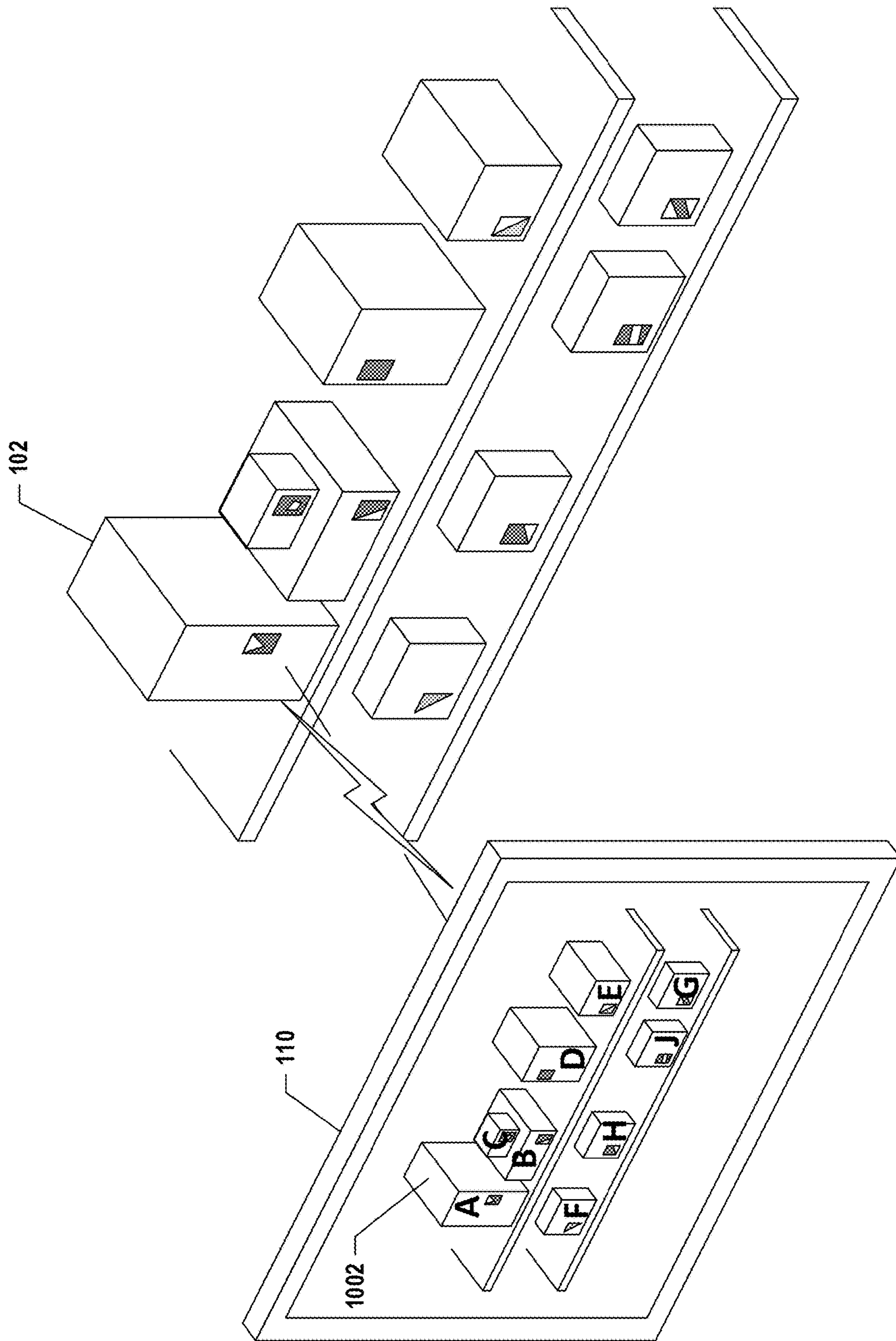
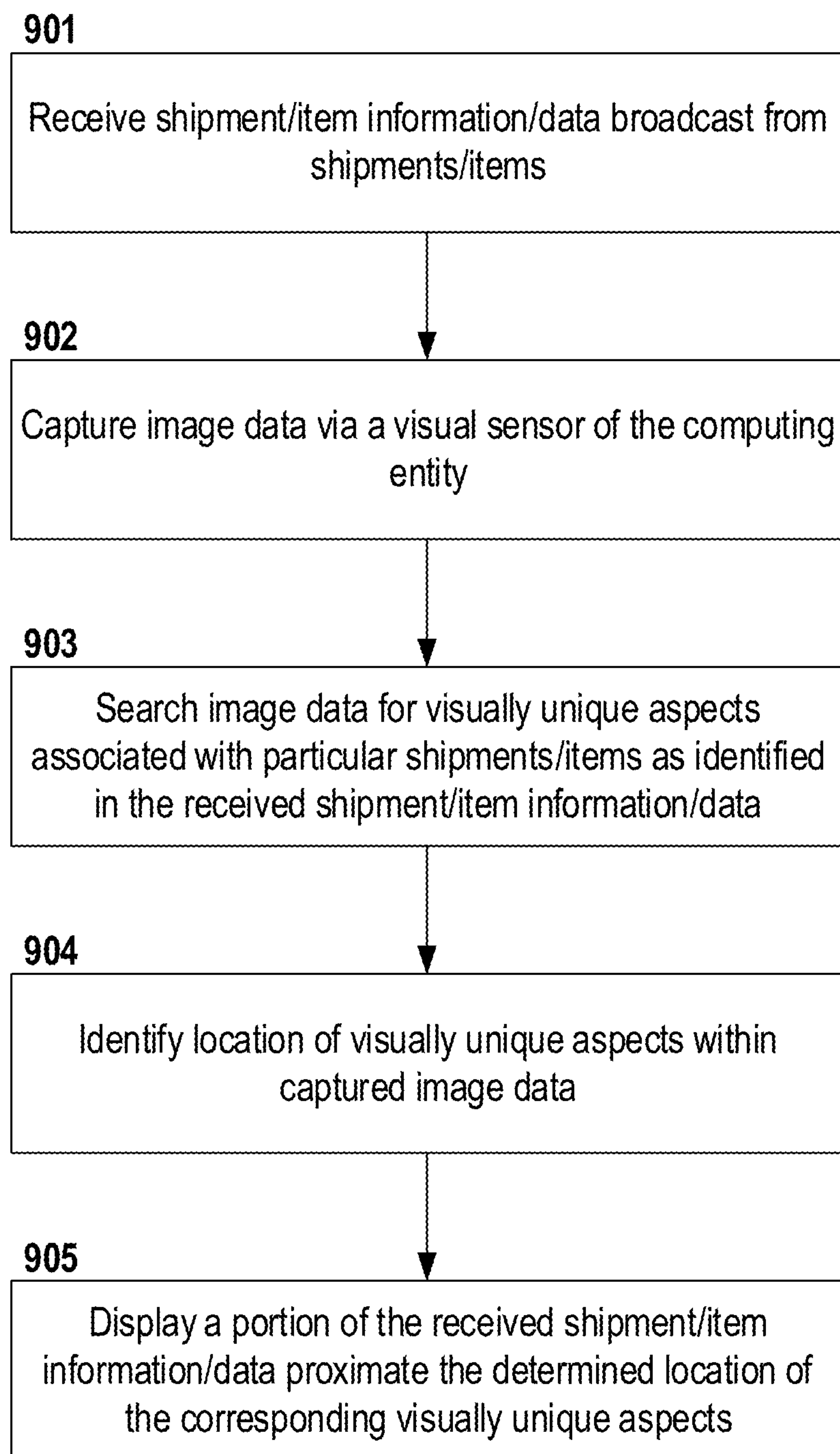


FIG. 8

**FIG. 9**

1

**ELECTRONICALLY CONNECTABLE
PACKAGING SYSTEMS CONFIGURED FOR
SHIPPING ITEMS**

CROSS-REFERENCE TO RELATED
APPLICATIONS

This patent application claims priority to provisional patent application Ser. No. 62/422,183 filed Nov. 15, 2016, which is incorporated herein by reference in its entirety.

BACKGROUND

Shippers, consignees, and carriers desire constant improvements to shipping services. For example, shippers desire additional service options that facilitate shipment initiation and lower shipping costs, and consignees desire additional service options enabling increased shipment/item visibility during shipment from the shipper to the consignee. Similarly, carriers desire additional visibility within their own shipping networks and desire technologies that lower shipping and transportation costs. Accordingly, a need constantly exists for additional shipment related technologies for improving the shipping experience for shippers, consignees, and carriers.

BRIEF SUMMARY

Various embodiments are directed to shipments/items having non-transitory memory, power supplies, and/or integrated wireless network receivers and/or transmitters collectively configured to electronically communicate with one or more computing entities (e.g., carrier computing entities, mobile computing entities, artificial intelligence computing entities, augmented reality computing entities, and/or the like) to enable information/data specific to a particular shipment/item to be presented to a user and/or updated via one or more external computing entities.

Additional embodiments are directed to modular shipments/items that may be configured to be physically split into a plurality of child shipments/items during a shipment process. In various embodiments, a modular shipment/item may be placed into a carrier's transportation network at an origin, and may be split into a plurality of child shipments/items each destined for separate final destinations. Such modular shipments/items may comprise one or more non-transitory memories, power supplies, electronic switches, wireless network receivers and/or transmitters collectively configured to store shipment/item specific information/data thereon. In various embodiments, the modular shipment/item may be configured to self-recognize when one or more child shipments/items are removed from the modular shipment/item, such that each child shipment/item may begin operating as a stand-alone shipment/item, and information/data relating to the modular shipment/item may be updated to reflect a change in the number of connected shipments/items.

Various embodiments are directed to methods for collecting shipment/item information/data for an electronically connected shipment/item via a computing entity. The method may comprise detecting, via a wireless communication component of a computing entity, the electronically connected shipment/item positioned within a communication range surrounding the computing entity; upon detecting the electronically connected shipment/item, initializing executable instructions stored within a non-transitory memory of the computing entity. In certain embodiments,

2

the executable instructions are for: storing a shipment identifier transmitted from the electronically connected shipment/item; requesting shipment/item information/data associated with the electronically connected shipment/item; storing at least a portion of the requested shipment/item information/data in association with the shipment identifier; and transmitting the stored portion of the requested shipment/item information/data and the shipment identifier to a carrier computing entity to cause the carrier computing entity to generate a shipment profile for the shipment/item.

Moreover, certain embodiments are directed to computing entities for collecting shipment information/data for an electronically connected shipment/item. The computing entity may comprise one or more non-transitory memory storage areas; at least one wireless communication component; one or more sensing components each configured to receive shipment information/data; and one or more processors. In certain embodiments, the computing entity is configured to detect, via the wireless communication component, the electronically connected shipment/item positioned within a communication range surrounding the computing entity; upon detecting the electronically connected shipment/item, initialize executable instructions stored within the one or more non-transitory memory storage areas for: storing a shipment identifier transmitted from the electronically connected shipment/item; requesting shipment/item information/data associated with the electronically connected shipment/item; storing at least a portion of the requested shipment/item information/data in association with the shipment identifier; and transmitting the stored portion of the requested shipment/item information/data and the shipment identifier to a carrier computing entity to cause the carrier computing entity to generate a shipment profile for the shipment/item.

Certain embodiments are directed to a computer program product comprising at least one non-transitory computer-readable storage medium having computer-readable program code portions stored therein. The computer-readable program code portions may comprise: an executable portion configured to detect the presence of an electronically connected shipment/item within a communication range of a computing entity based at least in part on signals received from one or more wireless communication components of the computing entity; an executable portion configured to store a shipment identifier transmitted from the electronically connected shipment/item; an executable portion configured to request shipment/item information/data associated with the electronically connected shipment/item; an executable portion configured to store at least a portion of the requested shipment/item information/data in association with the shipment identifier; and an executable portion configured to transmit the stored portion of the requested shipment/item information/data and the shipment identifier to a carrier computing entity to cause the carrier computing entity to generate a shipment profile for the shipment/item.

Various embodiments are directed to a modular shipment/item comprising a plurality of child shipments/items that may be directed to separate destination locations after the modular shipment/item enters a carrier's logistics network. In certain embodiments, the modular shipment/item comprises: a plurality of child shipments/items detachably secured relative to one another, wherein each of the child shipments/items is configured to enclose an item for shipping; and an electrical circuit for monitoring the identity of child shipments/items secured relative to the modular shipment/item, the electrical circuit comprising a plurality of electrical contacts, wherein each child shipment/item has at

3

least one electrical contact disposed therein and wherein the electrical circuit defines a plurality of parallel electric circuits through the plurality of electrical contacts, wherein at least one of the plurality of parallel electric circuits remains closed upon removal of one or more child shipments/items from the modular shipment/item. In various embodiments, the child shipments/items are ranked within the modular shipment/item, and a highest ranking child shipment/item that remains connected with the modular shipment/item provides a wireless communication interface with various computing entities.

Moreover, certain embodiments are directed to an augmented reality computing system for presenting shipment/item information/data to a user. The augmented reality computing system comprises: one or more non-transitory memory storage areas; one or more processors; one or more wireless information connection interfaces (e.g., a camera, an RFID reader, and/or the like); and a display. In various embodiments, the wireless information connection interface is configured to receive shipment/item information/data from a plurality of shipments/items within a field of view of the wireless connection interface, and to collect an image of an environment including at least a portion of the plurality of shipments/item; the one or more processors are configured to analyze the collected image to detect unique visual identifiers on each of one or more shipments/items; compare the unique visual identifiers against the shipment/item information/data to identify a match between portions of the received shipment/item information/data and portions of the image; and to generate, via the display, an augmented display comprising the collected image and overlaid portions of the shipment/item information/data proximate a displayed corresponding unique identifier. In certain embodiments, the shipment/item information/data may be stored in a memory storage device secured to a corresponding shipment/item, and the shipment/item may be configured to transmit the shipment/item information/data to the augmented reality computing system. Moreover, in certain embodiments, the unique visual identifiers may comprise unique symbols on an exterior surface of the shipments/items, and wherein the shipment/item information/data comprises information/data identifying the unique visual identifier associated with the shipment/item information/data.

BRIEF DESCRIPTION OF THE SEVERAL VIEWS OF THE DRAWINGS

Reference will now be made to the accompanying drawings, which are not necessarily drawn to scale, and wherein:

FIG. 1 is a diagram of a system that can be used to practice various embodiments of the present invention.

FIG. 2 is a schematic of a carrier computing entity in accordance with certain embodiments of the present invention.

FIG. 3 is a schematic of a user computing entity in accordance with certain embodiments of the present invention.

FIG. 4 is a schematic of an electronically connected shipment/item in accordance with certain embodiments of the present invention.

FIGS. 5A-5B are schematics of a modular shipment in accordance with certain embodiments of the present invention.

FIG. 6 is a schematic of an electronically connected shipment/item in wireless communication with a computing entity in accordance with certain embodiments of the present invention.

4

FIG. 7 is a flowchart illustrating steps for automatically initiating shipment via a computing entity in accordance with certain embodiments of the present invention.

FIG. 8 is a schematic representation of an augmented reality system for providing shipment-specific information/data in accordance with certain embodiments of the present invention.

FIG. 9 is a flowchart illustrating steps for displaying shipment/item information/data via an augmented reality computing entity.

DETAILED DESCRIPTION

The present invention will now be described more fully hereinafter with reference to the accompanying drawings, in which some, but not all embodiments of the invention are shown. Indeed, the invention may be embodied in many different forms and should not be construed as limited to the embodiments set forth herein. Rather, these embodiments are provided so that this disclosure will satisfy applicable legal requirements. Like numbers refer to like elements throughout.

Various embodiments are directed to a network-connectable shipments/items (e.g., shipment/item packaging) having integrated electronic computing components, such as a non-transitory memory storage area, a power supply (e.g., a printed battery, a lithium battery, an inductive power-supply configured to provide power when placed near an inductive power source, and/or the like), one or more network communication entities, a location determining device, and/or the like. The shipment/item may be configured to electronically communicate (e.g., automatically) with one or more external computing entities (e.g., carrier computing entities, mobile computing entities, artificial intelligence computing entities, augmented reality computing entities, and/or the like) to provide and/or receive information/data corresponding to the shipment/item and/or a designated shipping service assigned for the shipment/item (e.g., a destination location, a service level, a return address, and/or the like). In various embodiments, the shipment/item may store shipment/item specific identifying information/data (e.g., a unique shipment/item identifier) that may be associated with a corresponding shipment/item profile stored in association with a carrier computing entity. Accordingly, information/data specific to the shipment/item may be updated and/or accessed based on the unique shipment/item identifier information/data stored in association with the shipment/item. Accordingly, external computing entities may receive the unique shipment/item identifier information/data from the shipment/item, and communicate with the carrier computing entity to retrieve additional information/data regarding the shipment/item and/or to provide updated information/data for the shipment/item.

As a specific example, an artificial intelligence ("AI") computing entity located at a shipper location may detect a network-connectable shipment/item nearby (e.g., within a communication range of the AI computing entity), and may automatically initiate a shipping process for the shipment/item. The AI computing entity may request additional shipment/item information/data from the shipper (e.g., via a voice-assistant, a display device, a visual sensor (e.g., a camera) and/or the like) and may update the shipment/item profile stored in association with the carrier computing entity by communicating the additional shipment/item information/data received from the shipper together with the unique shipment/item identifier retrieved from the shipment/item.

As yet another specific example, an Augmented Reality (“AR”) computing entity may be configured to receive shipment/item specific information/data and to provide an augmented display providing additional information/data regarding one or more shipments/items. For example, the AR computing entity may be configured to capture image information/data (e.g., still-image information/data and/or video image data) of one or more shipments/items and to capture unique shipment/item identifier information/data for the one or more shipments/items. The AR computing entity may be configured to correlate the received unique shipment/item identifier information/data with specific portions of the captured image information/data corresponding to each of a plurality of shipments/items, and to generate an augmented display for a user providing the captured image information/data together with information/data corresponding to particular shipments/items located over and/or otherwise proximate portions of the image information/data corresponding to the shipments/items. Thus, the augmented display may provide additional information/data regarding specific shipments/items, such as the contents of specific shipments/items over a portion of the image information/data corresponding to those shipments/items.

As discussed herein, additional embodiments are directed to modular shipments/items configured to be split into a plurality of child shipments/items during a shipment process. Accordingly, a plurality of child shipments/items may be detachably secured relative to one another to create a modular (parent) shipment/item. A shipper may ship a modular shipment/item to a particular destination (which may be a particular region (e.g., a zip code), a particular carrier sort location, and/or the like) and may provide updated information/data to the carrier to redirect one of the plurality of child shipments/items to a different destination location while the modular shipment/item is travelling within the carrier transportation network. The child shipment/item may be physically detached from the remaining shipments/items forming the modular shipment/item, and the child shipment/item may be redirected to a final destination location. For example, the child shipment/item may be redirected according to various embodiments discussed in co-pending U.S. patent application Ser. No. 14/859,766, filed Sep. 21, 2015 and incorporated herein by reference in its entirety.

In various embodiments, the modular shipment/item (and the incorporated child shipment/items) may comprise one or more electronic computing components as discussed herein. In various embodiments, the modular shipment/item may comprise one or more electronic switches incorporated therein and configured to determine when a child shipment/item is detached therefrom. Accordingly, the modular shipment/item may be configured to self-monitor the number of connected child shipments/items, and to automatically activate a child shipment/item as a standalone shipment/item when detached.

I. Computer Program Products, Methods, and Computing Entities

Embodiments of the present invention may be implemented in various ways, including as computer program products that comprise articles of manufacture. A computer program product may include a non-transitory computer-readable storage medium storing applications, programs, program modules, scripts, source code, program code, object code, byte code, compiled code, interpreted code, machine code, executable instructions, and/or the like (also referred to herein as executable instructions, instructions for execution, program code, and/or similar terms used herein inter-

changeably). Such non-transitory computer-readable storage media include all computer-readable media (including volatile and non-volatile media).

In one embodiment, a non-volatile computer-readable storage medium may include a floppy disk, flexible disk, hard disk, solid-state storage (SSS) (e.g., a solid state drive (SSD), solid state card (SSC), solid state module (SSM)), enterprise flash drive, magnetic tape, or any other non-transitory magnetic medium, and/or the like. A non-volatile computer-readable storage medium may also include a punch card, paper tape, optical mark sheet (or any other physical medium with patterns of holes or other optically recognizable indicia), compact disc read only memory (CD-ROM), compact disc-rewritable (CD-RW), digital versatile disc (DVD), Blu-ray disc (BD), any other non-transitory optical medium, and/or the like. Such a non-volatile computer-readable storage medium may also include read-only memory (ROM), programmable read-only memory (PROM), erasable programmable read-only memory (EPROM), electrically erasable programmable read-only memory (EEPROM), flash memory (e.g., Serial, NAND, NOR, and/or the like), multimedia memory cards (MMC), secure digital (SD) memory cards, SmartMedia cards, CompactFlash (CF) cards, Memory Sticks, and/or the like. Further, a non-volatile computer-readable storage medium may also include conductive-bridging random access memory (CBRAM), phase-change random access memory (PRAM), ferroelectric random-access memory (FeRAM), non-volatile random-access memory (NVRAM), magnetoresistive random-access memory (MRAM), resistive random-access memory (RRAM), Silicon-Oxide-Nitride-Oxide-Silicon memory (SONOS), floating junction gate random access memory (FJG RAM), Millipede memory, racetrack memory, and/or the like.

In one embodiment, a volatile computer-readable storage medium may include random access memory (RAM), dynamic random access memory (DRAM), static random access memory (SRAM), fast page mode dynamic random access memory (FPM DRAM), extended data-out dynamic random access memory (EDO DRAM), synchronous dynamic random access memory (SDRAM), double information/data rate synchronous dynamic random access memory (DDR SDRAM), double information/data rate type two synchronous dynamic random access memory (DDR2 SDRAM), double information/data rate type three synchronous dynamic random access memory (DDR3 SDRAM), Rambus dynamic random access memory (RDRAM), Twin Transistor RAM (TTRAM), Thyristor RAM (T-RAM), Zero-capacitor (Z-RAM), Rambus in-line memory module (RIMM), dual in-line memory module (DIMM), single in-line memory module (SIMM), video random access memory (VRAM), cache memory (including various levels), flash memory, register memory, and/or the like. It will be appreciated that where embodiments are described to use a computer-readable storage medium, other types of computer-readable storage media may be substituted for or used in addition to the computer-readable storage media described above.

As should be appreciated, various embodiments of the present invention may also be implemented as methods, apparatus, systems, computing devices, computing entities, and/or the like. As such, embodiments of the present invention may take the form of an apparatus, system, computing device, computing entity, and/or the like executing instructions stored on a computer-readable storage medium to perform certain steps or operations. However, embodiments

of the present invention may also take the form of an entirely hardware embodiment performing certain steps or operations.

Embodiments of the present invention are described below with reference to block diagrams and flowchart illustrations. Thus, it should be understood that each block of the block diagrams and flowchart illustrations may be implemented in the form of a computer program product, an entirely hardware embodiment, a combination of hardware and computer program products, and/or apparatus, systems, computing devices, computing entities, and/or the like carrying out instructions, operations, steps, and similar words used interchangeably (e.g., the executable instructions, instructions for execution, program code, and/or the like) on a computer-readable storage medium for execution. For example, retrieval, loading, and execution of code may be performed sequentially such that one instruction is retrieved, loaded, and executed at a time. In some exemplary embodiments, retrieval, loading, and/or execution may be performed in parallel such that multiple instructions are retrieved, loaded, and/or executed together. Thus, such embodiments can produce specifically-configured machines performing the steps or operations specified in the block diagrams and flowchart illustrations. Accordingly, the block diagrams and flowchart illustrations support various combinations of embodiments for performing the specified instructions, operations, or steps.

II. Exemplary System Architecture

FIG. 1 provides an illustration of an exemplary embodiment of the present invention. As shown in FIG. 1, this particular embodiment may include one or more carrier computing entities **100**, one or more networks **105**, and/or one or more user computing entities **110**. Each of these components, entities, devices, systems, and similar words used herein interchangeably may be in direct or indirect communication with, for example, one another over the same or different wired or wireless networks. Additionally, while FIG. 1 illustrates the various system entities as separate, standalone entities, the various embodiments are not limited to this particular architecture.

1. Exemplary Carrier Computing Entities

FIG. 2 provides a schematic of a carrier computing entity **100** according to one embodiment of the present invention. A carrier may be a traditional carrier, such as United Parcel Service (UPS), FedEx, DHL, courier services, the United States Postal Service (USPS), Canadian Post, freight companies (e.g. truck-load, less-than-truckload, rail carriers, air carriers, ocean carriers, etc.), and/or the like. However, a carrier may also be a nontraditional carrier, such as Coyote, Amazon, Google, Uber, ride-sharing services, crowd-sourcing services, retailers, and/or the like.

In general, the terms computing entity, computer, entity, device, system, and/or similar words used herein interchangeably may refer to, for example, one or more computers, computing entities, desktops, mobile phones, tablets, phablets, notebooks, laptops, distributed systems, servers or server networks, blades, gateways, switches, processing devices, processing entities, set-top boxes, relays, routers, network access points, base stations, the like, and/or any combination of devices or entities adapted to perform the functions, operations, and/or processes described herein. Such functions, operations, and/or processes may include, for example, transmitting, receiving, operating on, processing, displaying, storing, determining, creating/generating, monitoring, evaluating, comparing, and/or similar terms used herein interchangeably. In one embodiment, these

functions, operations, and/or processes can be performed on data, content, information, and/or similar terms used herein interchangeably.

As indicated, in one embodiment, the carrier computing entity **100** may also include one or more communications interfaces **220** for communicating with various computing entities, such as by communicating data, content, information, and/or similar terms used herein interchangeably that can be transmitted, received, operated on, processed, displayed, stored, and/or the like.

As shown in FIG. 2, in one embodiment, the carrier computing entity **100** may include or be in communication with one or more processing elements **205** (also referred to as processors, processing circuitry, and/or similar terms used herein interchangeably) that communicate with other elements within the carrier computing entity **100** via a bus, for example. As will be understood, the processing element **205** may be embodied in a number of different ways. For example, the processing element **205** may be embodied as one or more complex programmable logic devices (CPLDs), microprocessors, multi-core processors, coprocessing entities, application-specific instruction-set processors (ASIPs), microcontrollers, and/or controllers. Further, the processing element **205** may be embodied as one or more other processing devices or circuitry. The term circuitry may refer to an entirely hardware embodiment or a combination of hardware and computer program products. Thus, the processing element **205** may be embodied as integrated circuits, application specific integrated circuits (ASICs), field programmable gate arrays (FPGAs), programmable logic arrays (PLAs), hardware accelerators, other circuitry, and/or the like. As will therefore be understood, the processing element **205** may be configured for a particular use or configured to execute instructions stored in volatile or non-volatile media or otherwise accessible to the processing element **205**. As such, whether configured by hardware or computer program products, or by a combination thereof, the processing element **205** may be capable of performing steps or operations according to embodiments of the present invention when configured accordingly.

In one embodiment, the carrier computing entity **100** may further include or be in communication with non-volatile media (also referred to as non-volatile storage, memory, memory storage, memory circuitry and/or similar terms used herein interchangeably). In one embodiment, the non-volatile storage or memory may include one or more non-volatile storage or memory media **210**, including but not limited to hard disks, ROM, PROM, EPROM, EEPROM, flash memory, MMCs, SD memory cards, Memory Sticks, CBRAM, PRAM, FeRAM, NVRAM, MRAM, RRAM, SONOS, FJG RAM, Millipede memory, racetrack memory, and/or the like. As will be recognized, the non-volatile storage or memory media may store databases (e.g., shipment/item database **40**), database instances, database management systems, data, applications, programs, program modules, scripts, source code, object code, byte code, compiled code, interpreted code, machine code, executable instructions, and/or the like. The term database, database instance, database management system, and/or similar terms used herein interchangeably may refer to a collection of records or information/data that is stored in a computer-readable storage medium using one or more database models, such as a hierarchical database model, network model, relational model, entity-relationship model, object model, document model, semantic model, graph model, and/or the like.

In one embodiment, the carrier computing entity **100** may further include or be in communication with volatile media (also referred to as volatile storage, memory, memory storage, memory circuitry and/or similar terms used herein interchangeably). In one embodiment, the volatile storage or memory may also include one or more volatile storage or memory media **215**, including but not limited to RAM, DRAM, SRAM, FPM DRAM, EDO DRAM, SDRAM, DDR SDRAM, DDR2 SDRAM, DDR3 SDRAM, RDRAM, TTRAM, T-RAM, Z-RAM, RIMM, DIMM, SIMM, VRAM, cache memory, register memory, and/or the like. As will be recognized, the volatile storage or memory media may be used to store at least portions of the databases, database instances, database management systems, data, applications, programs, program modules, scripts, source code, object code, byte code, compiled code, interpreted code, machine code, executable instructions, and/or the like being executed by, for example, the processing element **205**. Thus, the databases, database instances, database management systems, data, applications, programs, program modules, scripts, source code, object code, byte code, compiled code, interpreted code, machine code, executable instructions, and/or the like may be used to control certain aspects of the operation of the carrier computing entity **100** with the assistance of the processing element **205** and operating system.

As indicated, in one embodiment, the carrier computing entity **100** may also include one or more communications interfaces **220** for communicating with various computing entities, such as by communicating data, content, information, and/or similar terms used herein interchangeably that can be transmitted, received, operated on, processed, displayed, stored, and/or the like. Such communication may be executed using a wired information/data transmission protocol, such as fiber distributed information/data interface (FDDI), digital subscriber line (DSL), Ethernet, asynchronous transfer mode (ATM), frame relay, information/data over cable service interface specification (DOCSIS), or any other wired transmission protocol. Similarly, the carrier computing entity **100** may be configured to communicate via wireless external communication networks using any of a variety of protocols, such as general packet radio service (GPRS), Universal Mobile Telecommunications System (UMTS), Code Division Multiple Access 2000 (CDMA2000), CDMA2000 1× (1×RTT), Wideband Code Division Multiple Access (WCDMA), Time Division-Synchronous Code Division Multiple Access (TD-SCDMA), Long Term Evolution (LTE), Evolved Universal Terrestrial Radio Access Network (E-UTRAN), Evolution-Data Optimized (EVDO), High Speed Packet Access (HSPA), High-Speed Downlink Packet Access (HSDPA), IEEE 802.11 (Wi-Fi), Wi-Fi Direct, 802.16 (WiMAX), ultra wideband (UWB), infrared (IR) protocols, near field communication (NFC) protocols, Wibree, Bluetooth protocols, wireless universal serial bus (USB) protocols, and/or any other wireless protocol.

Although not shown, the carrier computing entity **100** may include or be in communication with one or more input elements, such as a keyboard input, a mouse input, a touch screen/display input, motion input, movement input, audio input, pointing device input, joystick input, keypad input, and/or the like. The carrier computing entity **100** may also include or be in communication with one or more output elements (not shown), such as audio output, video output, screen/display output, motion output, movement output, and/or the like.

As will be appreciated, one or more of the carrier computing entity's **100** components may be located remotely from other carrier computing entity **100** components, such as in a distributed system. Furthermore, one or more of the components may be combined and additional components performing functions described herein may be included in the carrier computing entity **100**. Thus, the carrier computing entity **100** can be adapted to accommodate a variety of needs and circumstances. As will be recognized, these architectures and descriptions are provided for exemplary purposes only and are not limiting to the various embodiments.

As discussed herein, the carrier computing entity **100** may be configured to store one or more shipment/item profiles corresponding to shipments/items therein (e.g., in one or more memory storage areas, such as a database). The carrier computing entity **100** may be configured to access and/or update one or more of the shipment/item profiles in response to receipt of information/data for a particular shipment/item, identified according to a unique shipment/item identifier stored in a corresponding shipment/item profile. For example, upon receipt of additional information/data corresponding to a particular shipment/item (e.g., identified based at least in part on the corresponding unique shipment/item identifier), the carrier computing entity **100** may be configured to update the information/data stored in the corresponding shipment/item profile. Moreover, the carrier computing entity **100** may be configured to retrieve and/or provide shipment/item specific information/data stored in the shipment/item profile to one or more computing entities (e.g., mobile computing entities, AI computing entities, AR computing entities, and/or the like) upon receipt of a request for additional information/data corresponding to the shipment/item.

2. Exemplary User Computing Entities

A user may be an individual, a family, a company, an organization, an entity, a department within an organization, a representative of an organization and/or person, and/or the like—whether or not associated with a carrier. To do so, a user may operate a user computing entity **110** that may include one or more components that are functionally similar to those of the carrier computing entity **100**. FIG. 3 provides an illustrative schematic representative of a user computing entity **110** that can be used in conjunction with embodiments of the present invention. In general, the terms device, system, computing entity, entity, and/or similar words used herein interchangeably may refer to, for example, one or more computers, computing entities, desktops, mobile phones, tablets, phablets, notebooks, laptops, distributed systems, gaming consoles (e.g., Xbox, PlayStation, Wii), watches, glasses (e.g., Google Glass, HoloLens, Vuzix M-100, SeeThru, Optinvent ORA-S, and the like), key fobs, radio frequency identification (RFID) tags, ear pieces, scanners, cameras, wristbands, kiosks, input terminals, servers or server networks, blades, gateways, switches, processing devices, processing entities, set-top boxes, relays, routers, network access points, base stations, the like, and/or any combination of devices or entities adapted to perform the functions, operations, and/or processes described herein. User computing entities **110** can be operated by various parties, including carrier personnel (sorters, loaders, delivery drivers, network administrators, and/or the like). As shown in FIG. 3, the user computing entity **110** can include an antenna **307**, a transmitter **304** (e.g., radio), a receiver **306** (e.g., radio), and a processing element **308** (e.g., CPLDs, microprocessors, multi-core processors, coprocessing entities, ASIPs, microcontrollers, and/

or controllers) that provides signals to and receives signals from the transmitter **304** and receiver **306**, respectively.

The signals provided to and received from the transmitter **304** and the receiver **306**, respectively, may include signaling information/data in accordance with air interface standards of applicable wireless systems. In this regard, the user computing entity **110** may be capable of operating with one or more air interface standards, communication protocols, modulation types, and access types. More particularly, the user computing entity **110** may operate in accordance with any of a number of wireless communication standards and protocols, such as those described above with regard to the carrier computing entity **100**. In a particular embodiment, the user computing entity **110** may operate in accordance with multiple wireless communication standards and protocols, such as UMTS, CDMA2000, 1×RTT, WCDMA, TD-SCDMA, LTE, E-UTRAN, EVDO, HSPA, HSDPA, Wi-Fi, Wi-Fi Direct, WiMAX, UWB, IR, NFC, Bluetooth, USB, and/or the like. Similarly, the user computing entity **110** may operate in accordance with multiple wired communication standards and protocols, such as those described above with regard to the carrier computing entity **100** via a network interface **320**.

Via these communication standards and protocols, the user computing entity **110** can communicate with various other entities using concepts such as Unstructured Supplementary Service information/data (USSD), Short Message Service (SMS), Multimedia Messaging Service (MMS), Dual-Tone Multi-Frequency Signaling (DTMF), and/or Subscriber Identity Module Dialer (SIM dialer). The user computing entity **110** can also download changes, add-ons, and updates, for instance, to its firmware, software (e.g., including executable instructions, applications, program modules), and operating system.

According to one embodiment, the user computing entity **110** may include location determining aspects, devices, modules, functionalities, and/or similar words used herein interchangeably. For example, the user computing entity **110** may include outdoor positioning aspects, such as a location module adapted to acquire, for example, latitude, longitude, altitude, geocode, course, direction, heading, speed, universal time (UTC), date, and/or various other information/data. In one embodiment, the location module can acquire data, sometimes known as ephemeris data, by identifying the number of satellites in view and the relative positions of those satellites (e.g., using global positioning systems (GPS)). The satellites may be a variety of different satellites, including Low Earth Orbit (LEO) satellite systems, Department of Defense (DOD) satellite systems, the European Union Galileo positioning systems, the Chinese Compass navigation systems, Indian Regional Navigational satellite systems, and/or the like. This information/data can be collected using a variety of coordinate systems, such as the Decimal Degrees (DD); Degrees, Minutes, Seconds (DMS); Universal Transverse Mercator (UTM); Universal Polar Stereographic (UPS) coordinate systems; and/or the like. Alternatively, the location information/data can be determined by triangulating the user computing entity's **110** position in connection with a variety of other systems, including cellular towers, Wi-Fi access points, and/or the like. Similarly, the user computing entity **110** may include indoor positioning aspects, such as a location module adapted to acquire, for example, latitude, longitude, altitude, geocode, course, direction, heading, speed, time, date, and/or various other information/data. Some of the indoor systems may use various position or location technologies including RFID tags, indoor beacons or transmitters, Wi-Fi

access points, cellular towers, nearby computing devices (e.g., smartphones, laptops) and/or the like. For instance, such technologies may include the iBeacons, Gimbal proximity beacons, Bluetooth Low Energy (BLE) transmitters, NFC transmitters, and/or the like. These indoor positioning aspects can be used in a variety of settings to determine the location of someone or something to within inches or centimeters.

The user computing entity **110** may also comprise a user interface (that can include a display **316** coupled to a processing element **308**) and/or a user input interface (coupled to a processing element **308**). For example, the user interface may be a user application, browser, user interface, and/or similar words used herein interchangeably executing on and/or accessible via the user computing entity **110** to interact with and/or cause display of information/data from the carrier computing entity **100**, as described herein. The user input interface can comprise any of a number of devices or interfaces allowing the user computing entity **110** to receive data, such as a keypad **318** (hard or soft), a touch display, voice/speech or motion interfaces, or other input device. In embodiments including a keypad **318**, the keypad **318** can include (or cause display of) the conventional numeric (0-9) and related keys (#, *), and other keys used for operating the user computing entity **110** and may include a full set of alphabetic keys or set of keys that may be activated to provide a full set of alphanumeric keys. In addition to providing input, the user input interface can be used, for example, to activate or deactivate certain functions, such as screen savers and/or sleep modes.

The user computing entity **110** can also include volatile storage or memory **322** and/or non-volatile storage or memory **324**, which can be embedded and/or may be removable. For example, the non-volatile memory may be ROM, PROM, EPROM, EEPROM, flash memory, MMCs, SD memory cards, Memory Sticks, CBRAM, PRAM, FeRAM, NVRAM, MRAM, RRAM, SONOS, FJG RAM, Millipede memory, racetrack memory, and/or the like. The volatile memory may be RAM, DRAM, SRAM, FPM DRAM, EDO DRAM, SDRAM, DDR SDRAM, DDR2 SDRAM, DDR3 SDRAM, RDRAM, TTRAM, T-RAM, Z-RAM, RIMM, DIMM, SIMM, VRAM, cache memory, register memory, and/or the like. The volatile and non-volatile storage or memory can store databases, database instances, database management systems, data, applications, programs, program modules, scripts, source code, object code, byte code, compiled code, interpreted code, machine code, executable instructions, and/or the like to implement the functions of the user computing entity **110**. As indicated, this may include a user application that is resident on the entity or accessible through a browser or other user interface for communicating with the carrier computing entity **100** and/or various other computing entities.

In another embodiment, the user computing entity **110** may include one or more components or functionality that are the same or similar to those of the carrier computing entity **100**, as described in greater detail above. As will be recognized, these architectures and descriptions are provided for exemplary purposes only and are not limiting to the various embodiments.

In various embodiments, a user computing entity **110** may be embodied as an AI computing entity and/or an AR computing entity. Accordingly, the user computing entity **110** may be configured to provide and/or receive information/data from a user via an input/output mechanism, such as a display, a camera, a speaker, a voice-activated input, and/or the like.

In certain embodiments, an AI computing entity may comprise one or more predefined and executable program algorithms stored within an onboard memory storage module, and/or accessible over a network. In various embodiments, the AI computing entity may be configured to retrieve and/or execute one or more of the predefined program algorithms upon the occurrence of a predefined trigger event. The predefined and executable program algorithms may comprise algorithms for placing an order for one or more items (the items may be predefined as a part of the algorithm or the items may be defined upon the algorithm being executed); algorithms for providing requested information/data (e.g., providing weather information, providing traffic information, and/or the like); algorithms for operating one or more network connected switches (e.g., Wi-Fi enabled light switches); and/or the like.

As a specific example, the one or more algorithms may comprise an algorithm for initiating the shipment of a shipment/item, as discussed in greater detail herein. In such embodiments, the AI computing entity may be configured to initiate the shipment of a shipment/item upon the occurrence of a trigger event, such as the detection of a shipment/item (e.g., a network connected shipment/item) proximate the AI computing entity. Accordingly, the AI computing entity may comprise one or more sensors configured to detect the presence of one or more shipments/items proximate the AI computing entity. For example, the one or more sensors may comprise vision sensors (e.g., a camera), RFID-receivers, BLE-receivers, Wi-Fi receivers, NFC receivers, and/or the like. The one or more sensors may be passive (e.g., configured to receive signals without transmitting signals) or active (e.g., configured to both receive signals and transmit signals). Accordingly, the one or more sensors may be configured to detect the presence of various shipments/items proximate the AI computing entity and/or to transmit information/data to the shipments/items detected to be proximate the AI computing entity.

As noted herein, various computing entities may be embodied as AR computing entities. Like the AI computing entities discussed herein, the AR computing entities may comprise one or more sensors configured to detect the presence of one or more shipments/items proximate the AR computing entity. For example, the one or more sensors may comprise vision sensors (e.g., a camera), RFID-receivers, BLE-receivers, Wi-Fi receivers, NFC receivers, and/or the like. The one or more sensors may be passive (e.g., configured to receive signals without transmitting signals) or active (e.g., configured to both receive signals and transmit signals). Accordingly, the one or more sensors may be configured to detect the presence of various shipments/items proximate the AR computing entity and/or to transmit information/data to the shipments/items detected to be proximate the AR computing entity.

The AR computing entities may be additionally configured to detect a location of various shipments/items (e.g., shipment/items) relative to the location of the AR computing entity. Accordingly, the AR computing entity may be configured to detect a current location of various identified shipments/items.

Moreover, the AR computing entities may be configured to display information/data collected via the one or more sensors (e.g., display an image collected by a camera), and to supplement the displayed information/data with additional information/data regarding one or more shipments/items identified within the display. Accordingly, an AR computing entity refers to any device that projects, superimposes, overlays, or otherwise provides an image on a

surface with respect to a user's viewing angle or line of vision or a computing entity's viewing angle. For example, the AR computing entities may be configured to overlay portions of the displayed image with information/data regarding shipments/items indicated within the overlaid portion of the image. As one non-limiting example discussed in greater detail herein, the AR computing entity may be configured to display information/data indicative of an identity of a shipment/item over a portion of an image displaying the shipment/item. Accordingly, the AR computing entity can be used to provide an augmented reality environment/area, a mixed reality environment/area, and/or similar words used herein interchangeably to a user. The terms augmented/mixed environment/area should be understood to refer to a combined environment/area including the physical environment/area and elements of a virtual environment/area.

As discussed herein, the AR computing entity may be configured to detect markers and/or target objects. For example, the AR computing entity may include readers, scanners, cameras, sensors, and/or the like for detecting when a marker and/or target object is within its point-of-view (POV)/field-of-view (FOV) of the real world environment/area. For example, readers, scanners, cameras, sensors, and/or the like may include RFID readers/interrogators to read RFID tags, scanners and cameras to capture visual codes (e.g., text, barcodes, character strings, Aztec Codes, MaxiCodes, information/data Matrices, QR Codes, electronic representations, and/or the like), and sensors to detect beacon signals transmitted from target objects or the environment/area in which target objects are located. For example, the AR computing entity may be embodied as glasses having an incorporated display, for example as described in U.S. Pat. No. 7,063,256, which is hereby incorporated by reference in its entirety. The display may be incorporated within the glasses, within a line of sight between the user and the user's field of view, or the display may be a separate device from the glasses through which the items may be viewed.

In one embodiment, the AR computing entity may include accelerometer circuitry for detecting movement, pitch, bearing, orientation, and the like of the AR computing entity. This information/data may be used to determine which area of the augmented/mixed environment/area corresponds to the orientation/bearing of the AR computing entity (e.g., x, y, and z axes), so that the corresponding environment/area of the augmented/mixed environment/area may be displayed via the display along with a displayed image. For example, the AR computing entity may overlay an image in a portion of the user's POV/FOV of the real world environment/area.

The AR computing entity may also comprise or be associated with an asset indicia reader, device, module, functionality, and/or similar words used herein interchangeably. For example, the AR computing entity may include an RFID tag reader configured to receive information from passive RFID tags and/or from active RFID tags associated with a shipment/item. The AR computing entity may additionally or alternatively include an optical reader configured for receiving information printed on a shipment/item. For example, the optical reader may be configured to receive information stored as a bar code, QR code, or other machine-readable code. The optical reader may be integral to the AR computing entity and/or may be an external peripheral device in electronic communication with the AR computing entity. The optical reader may also or alternatively be configured to receive information stored as human readable text, such as characters, character strings, symbols, and/or

the like. The AR computing entity may utilize the asset indicia reader to receive information regarding a shipment/item to be sorted.

3. Exemplary Shipment/Item

A shipment/item **102** may be any tangible and/or physical object. Such shipments/items **102** may be picked up and/or delivered by a carrier/transporter, for example, via one or more carrier service levels, such as Same Day Air, Same Day Ground, Next Day Air, Next Day Ground, Overnight, Express, Next Day Air Early AM, Next Day Air Saver, Jetline, Sprintline, Secureline, 2nd Day Air, Priority, 2nd Day Air Early AM, 3 Day Select, Ground, Standard, First Class, Media Mail, SurePost, Freight, and/or the like. In one embodiment, a shipment/item **102** may be or be enclosed in one or more packages, parcels, bags, containers, loads, crates, items banded together, vehicle parts, pallets, drums, the like, and/or similar words used herein interchangeably. Such shipments/items **102** may include the ability to communicate (e.g., via a chip (e.g., an integrated circuit chip), RFID, NFC, Bluetooth, Wi-Fi, and any other suitable communication techniques, standards, or protocols) with one another and/or communicate with various computing entities for a variety of purposes. For example, the shipment/item **102** may be configured to communicate with one or more devices (e.g., computing entities) located at one or more locations (e.g., a shipper location, a carrier location, and/or a recipient/consignee location) using a short/long range communication technology, as described in co-pending U.S. patent application Ser. No. 15/348,189, filed on Nov. 11, 2016 and incorporated herein by reference in its entirety. Further, such shipments/items **102** may have the capabilities and components of the described with regard to the carrier/transporter computing entities **100**, networks **105**, vehicles, user computing entities **110**, and/or the like. For example, the shipment/item **102** may be configured to store item information/data. In example embodiments, the shipment/item information/data may comprise one or more of a consignee name/identifier, a shipment identifier, a service point (e.g., delivery location/address, pick-up location/address), instructions for delivering the shipment/item, a shipment/item delivery authorization code, information/data regarding if a device is present at the service point (e.g., a recipient location), and/or the like. In this regard, in some example embodiments, a shipment/item may communicate send “to” address information/data, received “from” address information/data, unique identifier codes, and/or various other information/data. In one embodiment, each shipment/item may include a shipment identifier, such as an alphanumeric identifier. Such shipment identifiers may be represented as text, barcodes, tags, character strings, Aztec Codes, MaxiCodes, Data Matrices, Quick Response (QR) Codes, electronic representations, and/or the like. A unique shipment identifier (e.g., 123456789) may be used by the carrier to identify and track the shipment/item as it moves through the carrier’s transportation network. Further, such shipment/item identifiers can be affixed to shipments/items by, for example, using a sticker (e.g., label) with the unique shipment/item identifier printed thereon (in human and/or machine readable form) or an RFID tag with the unique shipment/item identifier stored therein.

In various embodiments, packaging materials (e.g., boxes, envelopes, padded envelopes, sleeves, and/or the like) utilized for the shipment/item may incorporate the one or more electrical components, including a power supply, therein. The power supply may be embodied as a battery, such as a lithium battery, that may be incorporated into the packaging materials. In certain embodiments, the battery may be

printed onto the packaging materials (e.g., as a portion of a printed label). In various embodiments, the one or more electrical components may be configured to automatically activate upon sealing the packaging materials. For example, as shown in FIG. 4, the packaging materials may comprise one or more electronic contacts **312** (e.g., conductors) embedded, printed, and/or the like in one or more portions **102a**, **102b** of the packaging materials, such that the electronic contacts **312** collectively form a complete, closed circuit with one or more onboard computing components **320** (e.g., batteries, processors, memory storage areas, wireless receivers (e.g., RFID receivers, BLE receivers, Wi-Fi receivers, and/or the like), wireless transmitters (e.g., RFID transmitters (active or passive), BLE transmitters, Wi-Fi transmitters, and/or the like), and/or the like). In certain embodiments, the electronic contacts **312** may comprise printed conductors (e.g., 3-D printed conductors, inkjet printed conductors, and/or the like), such as conductive inks, sintered conductive materials, semi-conductive materials, and/or the like. When the packaging materials are closed, the electronic contacts enable current to flow between the onboard battery and the onboard computing components **320** such that the onboard computing components **320** are active (e.g., able to transmit and/or receive information/data).

As a specific example, the packaging may have a first electronic contact **312** in a first portion **102a** of the packaging materials (e.g., a base portion), and a second electronic contact **312** in a second portion **102b** of the packaging materials (e.g., a lid portion) pivotably secured relative to the first portion **102a**. Individually, each of the first electrical contact **312** and the second electrical contact **312** form individual open circuits, such that current does not flow between electronic components **320** (e.g., computing components, wireless receivers, wireless transmitters, and/or the like) embedded within the first electronic contact **312** and/or the second electronic contact **312**. When the packaging materials are sealed such that the first portion **102a** is secured against the second portion **102b** to seal the packaging materials in a closed configuration, the first electronic contact **312** is in contact with the second electronic contact **312** to form a closed electrical circuit encompassing both the first electronic contact **312** and the second electrical contact **312** to enable current to flow between the one or more onboard computing components **320** embedded within the first portion **102a** and/or the second portion **102b**. Accordingly, upon sealing the packaging materials and forming a closed circuit encompassing the first electrical contact **312** and the second electrical contact **312**, the various electrical components **320** are activated to form a wirelessly connected shipment/item. Although FIG. 4 illustrates the packaging materials as an envelope, it should be understood that various embodiments may comprise a box and/or other forms of packaging materials incorporating similar electronic contacts **312** and electronic components **320**.

In certain embodiments, items contained within a shipment/item may be wirelessly connected, and may be configured to provide wireless connectivity functionality for the shipment/item while the shipment/item is being transported by a carrier. For example, an electronic device being shipped may comprise a wireless transmitter (e.g., an RFID tag), a power supply, an on-board memory, and/or the like that may be configured to broadcast shipment/item information/data while the item remains packaged within the shipment/item. In certain embodiments, the wireless connectivity components may be disconnected and/or deactivated once the item is removed from the shipment/item. For example, the wireless connectivity components may be embodied as a sepa-

rate object placed within the shipment/item (e.g., secured relative to the packaged item); the wireless connectivity components may be embedded within the item; the wireless connectivity components may form a functional part of the item, and the shipment-specific functionality may be deactivated upon removal from the shipment/item, and/or the like.

4. Example Modular Shipment/Item

As discussed herein, various embodiments are directed to modular shipments/items **252** comprising a plurality of child shipments/items **253** that may be selectably detached from the modular shipment/item **252** and sent to corresponding destination locations. Each of the child shipments/items **253** may have a configuration similar to that discussed above. Thus, each child shipment/item may be a connected (or connectable) shipment/item configured to independently establish a wireless connection with one or more computing entities. However, the child shipment/item electronic components (e.g., those components configured to establish wireless communications including the shipment/item) may be selectably operational based on the configuration of the child shipment/item **253** relative to other child shipments/items **253** collectively forming the modular shipment/item **252**. FIGS. **5A-5B** illustrate an example modular shipment **252** and child shipments **253**.

As shown in FIG. **5B**, the child shipments/items **253** may each comprise electrical contacts **254** that are connectable relative to other child shipments/items **253** of the modular shipment/item **252** to create an at least substantially continuous electrical communication circuit among all of the child shipments/items **253** of the modular shipment/item **252**. In certain embodiments, the child shipments/items **253** of the modular shipment/item may be configured to share information/data via the continuous electrical circuit; to share power (e.g., from one or more power supplies) via the continuous electrical circuit; and/or the like. However, in certain embodiments, the continuous electrical circuit may be monitored by each individual child shipment/item **253** (e.g., via onboard processors of each child shipment/item) to determine whether the child shipment/item **253** is still a part of the modular shipment/item **252**. In the latter embodiment, the continuous electrical communication circuit may be utilized as a portion of a switch for each child shipment/item **253** to determine whether the child shipment/item **253** remains a part of a modular shipment/item **252** or whether the child shipment/item **253** is detached from the modular shipment/item **252** such that the child shipment/item **253** operates as a standalone shipment/item. For example, each child shipment/item **253** may comprise one or more electrical components (e.g., batteries, memory storage areas, processors, wireless transmitters, wireless receivers, and/or the like) in an off or standby configuration while the child shipment/item **253** remains attached relative to other child shipments/items **253**, and which are automatically activated upon detecting an interruption in the continuous electrical circuit that indicates that the child shipment/item **253** has been disconnected from the modular shipment/item **252**.

In various embodiments, the child shipments/items **253** of the modular shipment/item **252** may be assigned a hierarchical ranking utilized to establish which of the interconnected child shipments/items **253** of the modular shipment/item **252** provide wireless connectivity for the modular shipment/item **252**. The hierarchical ranking ensures that only a single child shipment/item **253** is utilized to establish wireless connectivity for the modular shipment/item **252**, such that the modular shipment/item **252** need not comprise separate wireless connectivity components for modular

shipment/item **252**. As a non-limiting example, the child shipment/item **253** having the highest remaining hierarchical ranking is active to provide wireless connectivity for the modular shipment/item **252**. As child shipments/items **253** are removed from the modular shipment/item **252** (e.g., to be delivered to corresponding destination locations for the child shipments/items **253**), the child shipments/items **253** remaining with the modular shipment/item **252** self-determine the highest ranking remaining child shipment/item **252** to establish wireless connectivity for the modular shipment/item. For example, with reference to FIG. **5A**, if child shipments/items **1**, **3**, and **5** (indicated by "Package" numbers on each representative child shipment/item **253**) are all removed from the modular shipment/item **252**, the highest ranking remaining child shipment/item **253** would be shipment/item **2**. Accordingly, package **2** would provide wireless connectivity for the modular shipment/item **252**. If package **2** is subsequently removed, package **2** would continue to be wirelessly connected, however it would operate as a standalone shipment/item, and package **4** would become active to provide wireless connectivity for the modular shipment/item **252**.

To identify the highest ranking remaining child shipment/item **253**, the plurality of child shipments/items **253** remaining secured to the modular shipment/item **252** may each comprise one or more sensors to determine whether each child shipment/item **253** remains connected to the modular shipment/item **252** (e.g., by detecting the continuous electrical circuit established between the various electrical contacts of the various child shipments/items **253**) and/or one or more sensors configured to determine whether the modular shipment/item **252** is broadcasting data, for example, from another child shipment/item **253**. Accordingly each child shipment/item **253** may be configured to remain in a passive mode to monitor the operation of the modular shipment/item **252** until the child shipment/item **253** determines that it is the highest ranking remaining child shipment/item **253** of the modular shipment/item **252**, at which time the child shipment/item **253** becomes active to provide wireless connectivity for the modular shipment/item **252**.

III. Example System Operation

As discussed herein, various embodiments are directed to systems and methods for initializing and/or tracking various shipments based on one or more wireless communications established with the shipment/item. For example, various embodiments may be configured to initialize a shipment at least in part by establishing a wireless communication between the shipment/item and a user computing entity (e.g., an AI computing entity). Moreover, various embodiments may be configured to track a current location of a shipment/item based at least in part on established communications between one or more computing entities (e.g., user computing entities operated by various carrier employees). Each of these configurations will be described in greater detail herein.

1. Self-Shipping Shipment/Item

With reference now to FIG. **6**, which provides a schematic diagram of the connectivity between a shipment/item **102** and a computing entity **110**, various embodiments are directed to systems and methods for self-shipping a shipment/item **102** configured to initiate a shipping process based at least in part on an established wireless communication between the shipment/item **102** and a computing entity **110**. Although the following discussion indicates that a connected shipment/item **102** may be configured for self-shipment, it should be understood that modular shipments/items **252** may be similarly configured for self-ship-

ment in accordance with the following discussion. FIG. 7 is a flowchart illustrating steps of an example method for self-shipping a shipment/item 102.

As discussed herein, the packaging materials of the shipment/item 102 may comprise one or more network enabled connection components. These network enabled connection components may be configured to become active upon closing and sealing the packaging materials to create a closed circuit among and between computing components and an onboard power source of the packaging materials (e.g., after packaging an item to be shipped in the packaging materials), such that the connected shipment/item 102 begins broadcasting information/data regarding the shipment/item 102 and/or begins searching for wireless networks for connection. In various embodiments, the packaging materials may be preassigned a particular shipment/item identifier (e.g., a tracking number) prior to the packaging materials being sealed. The shipment/item identifier may be printed or otherwise provided on an exterior surface of the packaging materials, and may be predefined within an onboard memory prior to the packaging materials being sealed for shipment. Accordingly, the packaging materials may be configured to broadcast the shipment/item identifier upon becoming active (e.g., upon sealing the shipment/item). For example, upon being brought into a broadcast/communication range 111 of a computing entity 110 (e.g., an AI computing entity), the active shipment/item 102 may broadcast the shipment/item identifier such that the computing entity 110 detects the broadcast data. It should be understood that other shipment/item information/data may be stored within the packaging materials, such as a shipment/item size, a shipment/item type, a maximum shipment/item weight, and/or the like.

In various embodiments, the computing entity 110 (e.g., an AI computing entity) may be configured to detect the presence of a shipment/item 102 upon placement of the shipment/item 102 within a wireless communication range 111 of the computing entity 110 (e.g., upon receipt of broadcast information/data from the shipment/item 102), as shown at Block 701 of FIG. 7, and as indicated schematically in FIG. 6. The detection of the shipment/item 102 may act as a trigger event for the initiation of a predefined algorithm (e.g., embodied as an executable computer program) executable by the computing entity 110 for initiating a shipment process for the shipment/item 102. Accordingly, upon detection of the shipment/item 102 within the transmission range 111 of the computing entity 110, the computing entity 110 may be configured to retrieve and/or execute a predefined algorithm for initiating a shipment process for the shipment/item 102. In various embodiments, the predefined algorithm may be stored locally as an executable program on the computing entity 110, and accordingly the computing entity 110 may be configured to retrieve and execute the program from local memory storage. However, in various embodiments, the detection of a shipment/item 102 may cause the computing entity 110 to generate and transmit a request to a separate memory storage device, such as a database accessible over the Internet, for the executable program for initiating a shipment. The separate memory storage device may be configured to transmit the entirety of the executable program to the computing entity 110 for execution, or the separate memory storage device may be configured to provide executable instructions to the computing entity 110 to execute a plurality of discrete steps separately, the plurality of discrete steps collectively forming the executable program. Accordingly, the executable program may reside locally at the separate memory storage

device, and the separate memory storage device may request one or more information/data items from the computing entity during execution of the program.

As shown in FIG. 7, the computing entity 110 may be configured to retrieve shipment/item information/data relevant for initiating shipment of the shipment/item 102, as shown in Block 702. The relevant shipment/item information/data may comprise a ship from location, a ship to location, a requested service level for the shipment/item, and/or the like. In various embodiments, the computing entity 110 may be configured to self-determine various aspects of the relevant shipment/item information/data. For example, the computing entity may be configured to self-determine a ship from location as the current location of the computing entity 110. The current location of the computing entity 110 may be stored locally (e.g., as a shipping address, a residential address, a business address, and/or the like) and/or may be determined by a location determining aspect of the computing entity 110 (e.g., via GPS, via information/data received from one or more networked computing entities (e.g., routers), and/or the like). Moreover, the computing entity 110 may have one or more shipping preferences stored therein and may utilize the shipping preferences to establish other shipment/item information/data, such as a selected service level, a drop-off and/or pick-up preference for the shipment/item 102 (e.g., whether the shipper will drop the shipment/item off at a carrier location or whether the shipper requests that the shipment/item is picked-up by a carrier employee), a payment preference (e.g., a payment account to be utilized to pay for shipping services), and/or the like. The computing entity 110 may be configured to apply the shipping preferences automatically to detected shipments/items 102, although various embodiments enable a user to override the shipping preferences by providing conflicting user input (e.g., via a voice input mechanism). For example, if a stored shipping preference indicates that shipments/items are to be initiated for Next-Day Air Ground shipment, the computing entity 110 may be configured to override the shipping preference upon receipt of user input indicating that a particular detected shipment/item 102 is to be shipped via carrier Ground shipping services.

In various embodiments, the computing entity 110 may be configured to request user input regarding other shipment/item information/data, such as a ship to location. The computing entity 110 may be configured to request user input regarding any shipment/item information/data that cannot be directly determined by the computing entity 110. For example, shipment/item information/data not specified in shipping preferences stored on the computing entity 110 or otherwise identifiable/determinable based on information/data available to the computing entity 110 may be requested from the user of the computing entity 110 (e.g., the shipper of the shipment/item). For example, the computing entity 110 may be configured to request user input from a user identifying an intended recipient of the shipment/item 102. As a specific example, the computing entity may be configured to output a series of audio prompts to the user upon detection of the shipment/item 102, wherein these audio prompts request user voice input providing additional information/data about the shipment/item 102. After generating each audio output prompt, the computing entity may be configured to monitor an onboard microphone to receive vocal user input responding to the audio prompt. Accordingly, the computing entity 110 may be configured to initiate an audio-based conversation with a user to request additional information/data about the shipment/item 102. A non-limiting example conversation/dialogue is provided

below, beginning when the computing entity **110** detects the presence of a shipment/item proximate the computing entity (e.g., the computing entity detecting shipment/item information/data broadcast from the shipment/item).

[Computing Entity]: Good morning user, I see you have a shipment/item ready for shipment, would you like me to prepare the necessary paperwork?

[User]: Yes.

[Computing Entity]: OK, where would you like to send the shipment/item?

[User]: Send it to John Smith.

[Computing Entity]: OK, are you referring to the John Smith stored in your contacts? He lives at 123 Main Street, Atlanta, Ga. 30319.

[User]: Yes.

[Computing Entity]: OK, I'll have someone from Carrier come out tomorrow to pick up the shipment/item and send it via Next-Day Ground to John Smith. Is this OK?

[User]: No, please send it via Express shipping.

[Computing Entity]: OK, I've updated the shipment/item information/data for this shipment/item. It will be picked-up by Carrier tomorrow and sent via Carrier Express to John Smith. Do you have any other changes?

[User]: No.

As indicated in the above example conversation between the computing entity **110** and a user, the computing entity **110** may be configured to access user-specific data, such as contact lists, calendars, residential information/data, business information/data, and/or the like. The user-specific information/data may be stored locally on the computing entity **110**, or may be stored on a network connected computing entity (e.g., a mobile computing entity carried by the user, a remote database, and/or the like). As a non-limiting example, a user's contact list may be stored on a user's mobile computing entity (e.g., smartphone), and the computing entity **110** may be configured to establish a wireless communication connection (e.g., via Bluetooth, Wi-Fi, and/or the like) with the user's mobile computing entity to retrieve information/data therefrom.

In various embodiments, the computing entity **110** may comprise one or more machine learning algorithms to learn shipping tendencies of a user. For example, the computing entity **110** may be configured to monitor shipments originating from the user, and to identify patterns in the shipping tendencies of the user. As a specific, non-limiting example, the computing entity **110** may be configured to recognize that a user ships the same size shipment/item each Monday to the same destination (e.g., determined based at least in part on shipment/item information/data broadcast by the shipment/item and based on user input identifying a shipping destination for the shipment/item). Accordingly, upon recognizing the shipping pattern, the computing entity **110** may be configured to suggest a shipping destination and/or other shipping parameters common to the recognized shipping pattern.

As shown in FIG. 7, upon receipt of shipment/item information/data for the shipment, the computing entity **110** may be configured to transmit the shipment/item information/data automatically to a carrier computing entity, as indicated at Block **703**. The carrier computing entity **100** may comprise an Application Program Interface (API) or other computing interface configured for receiving shipment/item information/data for proposed shipments, as provided by computing entities **110**. Accordingly, the computing entity **110** may be configured to provide a shipment identifier, a ship to location, a ship from location, a service level, a pickup or drop-off request (indicating whether the

user would like the shipment/item picked-up by the carrier or whether the user intends to drop-off the shipment/item at a carrier location), payment information, and/or the like.

Moreover, in certain embodiments, the computing entity **110** may be configured to transmit shipment/item information/data to the shipment/item **102** upon receipt of the shipment/item information/data. In such embodiments, the shipment/item **102** may be configured to locally store shipment/item information/data thereon, such that at least a portion of the shipment/item information/data may be broadcast or otherwise transmitted from the shipment/item **102** to one or more other computing entities **110**.

Upon receipt of the shipment/item information/data, the carrier computing entity **100** may be configured to initialize a shipment record/profile within the carrier computing entity **100** for the shipment, as indicated at Block **704** of FIG. 7. Moreover, in various embodiments, the carrier computing entity **100** may be configured to modify and/or generate a delivery route and/or a delivery schedule for one or more carrier employees to include a stop to pick-up the shipment/item from the noted shipment/item location (e.g., the shipper's residence and/or a carrier location where the shipper drops off the shipment/item).

In various embodiments, the carrier computing entity **100** may be configured to transmit confirmation information/data to the computing entity **110**, indicating that the carrier computing entity **100** initiated the shipment process for the shipment/item **102**. The computing entity may be configured to relay the confirmation information/data to the user, for example, by providing an output (e.g., an audio output) indicating that the shipment has been initiated in the carrier's system.

Based at least in part on the generated shipment record/profile for the shipment/item, the user provides the shipment/item to the carrier (e.g., by dropping the shipment/item off at a carrier location or by handing the shipment/item off to a carrier employee during a pick-up at the user's location), as indicated at Block **705**. Thereafter, the carrier transports the shipment/item through the carrier's logistics network to the shipment/item destination, in accordance with shipment/item information/data stored in the shipment/item record/profile, as indicated at Block **706**.

Although discussed above as indicating that the computing entity **110** is configured to interact with a user to receive shipment/item information/data for the shipment/item, it should be understood that the computing entity **110** may be configured to interact with other computing entities, such as automated delivery mechanisms (e.g., manned or unmanned terrestrial vehicles, aerial vehicles, nautical vehicles, and/or the like) when initiating a shipment/item. For example, the computing entity **110** may be configured to receive shipment/item information/data via wireless data transmission from the autonomous vehicle, and to transmit the received shipment/item information/data to a carrier computing entity **100** as discussed herein.

2. Self-Tracking Shipment/Item

In various embodiments, a connected shipment/item **102** may be configured to self-monitor its own location based on wireless connections established with one or more computing entities **110**. For example, the shipment/item **102** may be configured to automatically establish wireless connections with one or more computing entities **110** (e.g., a handheld computing entity carried by a carrier employee; a computing entity associated with a carrier location; a computing entity associated with a delivery location; and/or the like).

For example, the shipment/item **102** may be configured to broadcast shipment/item information/data to one or more

computing entities **110** within a transmission range of the shipment/item **102**. The computing entities **110** (e.g., a handheld computing entity carried by a carrier employee) may be configured to monitor the received broadcast shipment/item information/data, and may be configured to monitor whether the shipment/item information/data is received at the computing entity **110**. When the computing entity detects the presence of the shipment/item **102**, the computing entity **110** is configured to determine that the location of the computing entity **110** is the same as the location of the detected shipment/item **102**. Accordingly, upon the computing entity **110** self-determining its location, the computing entity **110** may transmit information/data identifying its location to the shipment/item **102**, and/or to transmit information/data identifying the location of the shipment/item **102** as being the location of the computing entity **110** to a carrier computing entity **100** to record the location of the shipment/item **102**.

An operative example is described below with reference to an example shipment/item **102** being transported by a carrier from an origin to a destination. The shipment/item **102** may first be initiated at a shipper's location (e.g., via an AI computing entity **110**, as discussed above). In various embodiments, the computing entity **110** utilized to initialize the shipment/item **102** may be configured to attribute its own location as the location of the shipment/item **102** while the computing entity **110** is receiving (e.g., periodically) shipment/item information/data broadcast from the shipment/item **102**. Accordingly, the computing entity **110** may be configured to transmit shipment/item location information/data to the carrier computing entity **100** such that the carrier computing entity **100** may store the shipment/item location information/data in association with stored shipment/item information/data.

The shipper may then transport the shipment/item **102** to a carrier location to enter the shipment/item **102** into the carrier's logistics network. During transport, a mobile computing entity **110** associated with the shipper (e.g., the shipper's smartphone and/or the shipper's vehicle) may be configured to detect shipment/item information/data broadcast from the shipment/item **102**, and may be configured to attribute the current location of the mobile computing entity **110** as the location of the shipment/item **102**. Accordingly, the mobile computing entity **102** may be configured to transmit (e.g., periodically transmit) information/data identifying the current location of the mobile computing entity **110** to the carrier computing entity **100** together with information/data identifying the detected shipment/item **102**, such that the carrier computing entity **100** is able to update the stored location of the shipment/item **102**.

Upon arrival at the carrier location, a computing entity **110** associated with the carrier location may detect the broadcast shipment/item information/data from the shipment/item **102**, and may transmit information/data to the carrier computing entity **100** identifying the current location of the computing entity at the carrier location as the current location of the shipment/item **102**. Again, the carrier computing entity **100** may be configured to update the stored location of the shipment/item **102**.

A carrier employee may then transport the shipment/item **102** to a sort location, and accordingly a mobile computing entity **110** associated with the carrier employee (e.g., a handheld device and/or a vehicle operated by the carrier employee) may detect the broadcast shipment/item information/data from the shipment/item, and may transmit information/data to the carrier computing entity **100** identifying the current location of the mobile computing entity at the

carrier location as the current location of the shipment/item. Again, the carrier computing entity **100** may be configured to update the stored location of the shipment/item.

Once at the sort location, a computing entity **110** associated with the sort location may detect the broadcast shipment/item information/data from the shipment/item **102**, and may transmit information/data to the carrier computing entity **100** identifying the current location of the computing entity **110** at the sort location as the current location of the shipment/item **102**. Again, the carrier computing entity **100** may be configured to update the stored location of the shipment/item **102**.

The shipment/item **102** may be loaded onto an inter-facility carrier transport vehicle, and accordingly one or more computing entities **110** associated with the transport vehicle may be configured to detect the broadcast shipment/item data, and to inform the carrier computing entity **100** of the current location of the shipment/item **102** in a manner analogous to that discussed above. Once at a second sort location, the process may again repeat to update the location of the shipment/item **102** as the second sort location.

The shipment/item **102** may then be loaded onto a final delivery vehicle for delivery to a destination location. Accordingly, one or more computing entities **110** associated with the final delivery vehicle (e.g., a vehicle operator's mobile device and/or a computing entity associated with the delivery vehicle) may detect the presence of the shipment/item **102** in light of the broadcast shipment/item data, and may transmit information/data to the carrier computing entity **100** indicative of the current location of the shipment/item **102**, as identified based on the current location of the mobile computing entity **110**.

Finally, upon delivery at the destination location, one or more computing entities **110** associated with the final delivery destination (e.g., a home computer, a home doorbell, a mobile device at the delivery destination, and/or the like) may be configured to detect the presence of the shipment/item **102** and may be configured to transmit information/data to the carrier computing entity **100** indicative of the current location of the shipment/item. In various embodiments, the carrier computing entity **100** may be configured to utilize the location information/data received from the destination location as an electronic signature of delivery confirmation at the intended destination. The carrier computing entity **100** may verify the location information/data received for the shipment/item **102** against the intended destination location for the shipment/item **102**, and upon establishing a match, the carrier computing entity **100** may be configured to generate and store information/data in association with the shipment/item identifier information/data indicating that the shipment/item **102** is properly delivered to the destination location.

It should be understood that any of a variety of combinations of the above location determinations may be utilized while tracking the current location of a shipment/item **102**. Moreover, although the above-mentioned example indicates that the shipment/item **102** may constantly and/or periodically broadcast information/data that may be detected by various computing entities **110**, it should be understood that any of a variety of wireless communication methodologies may be utilized to establish a wireless connection between the shipment/item **102** and a computing entity **110**. For example, the computing entity **110** may be configured to periodically transmit a wireless signal (e.g., a ping, an activation signal, and/or the like) to shipments/items **102** within a transmission range **111** of the computing entities **110**. The shipments/items **102** may be configured to return

the received signal together with information/data identifying the identity of the shipment/item 102. In other embodiments, the computing entities 110 may be configured to establish a wireless communication connection between the shipment/item 102 and the computing entity (e.g., via Wi-Fi, Bluetooth, BLE, NFC, and/or the like) to transmit information/data between the shipment/item 102 and the computing entity 110 and/or to establish that the shipment/item 110 is sufficiently nearby the computing entity 110 that the computing entity's location provides an accurate estimate of the current location of the shipment/item 102.

Moreover, in certain embodiments, the shipment/item 102 may utilize one or more security algorithms to ensure the shipment/item 102 remains in the possession of one or more authorized persons (e.g., a shipper, a recipient, a carrier employee, and/or the like). In various embodiments, the shipment/item 102 must be identified as being proximate at least two computing entities having known identities to verify that the shipment/item is in the possession of an authorized person. Exemplary security algorithms are discussed in co-pending U.S. patent application Ser. No. 14/942,034, filed on Nov. 16, 2015, and incorporated herein in its entirety by reference. Accordingly, a shipment/item 102 may be configured to self-determine the identity of a purported possessor of the shipment/item 102 based on signals received from two or more computing entities proximate the shipment/item 102. For example, upon delivery of the shipment/item 102 at a destination location, the shipment/item 102 may be configured to receive signals from a computing entity 110 associated with the recipient's residence (e.g., a doorbell) and a mobile computing entity 110 carried by the recipient. Upon identifying signals received from both computing entities, the shipment/item may be configured to determine that the shipment/item has been delivered to the appropriate location and to determine that the recipient is at home to receive the shipment/item. The shipment/item may be configured to transmit information/data (e.g., directly and/or through a separate computing entity acting as a relay) to the carrier computing entity 100 indicating that delivery has been successfully completed. In another example, upon determining that the shipment/item receives signals only from the computing entity 110 associated with the recipient's residence, but it does not receive signals from the recipient's mobile computing entity 110, the shipment/item 102 may be configured to determine that the recipient is unavailable to take delivery of the shipment/item 102.

3. Augmented Reality Shipment/Item Identification

As discussed herein, various augmented reality computing entities 110 may be configured to receive information/data indicative of the identity of one or more shipments/items 102, and to provide additional information/data to a user of the augmented reality computing entity 110 regarding the one or more shipments/items 102. As a part of the augmented reality functionality, the AR computing entity 110 may be configured to correlate shipment/item information/data transmitted from a shipment/item with a particular location occupied by the shipment/item 102 to present relevant information/data to a user of the AR computing entity 110. For example, as shown in the schematic illustration of FIG. 8, an AR computing entity 110 may be configured to display an image of a shipment/item 1002 together with overlaid information/data via a display. Accordingly, the AR computing entity 110 may be configured to identify visually unique aspects of shipments/items 102 that may be utilized to identify the identity of shipments/items 102, such that shipment/item information/data attrib-

utable to the identified shipments/items 102 may be visually associated with the shipment/item 102 via a display (e.g., a screen providing an image (e.g., static or moving) of the shipment/item 1002 together with overlaid information/data regarding the shipment/item; a lens providing information/data regarding the shipment/item within a user's line of sight to the shipment/item (e.g., via a wearable lens); and/or via a projector projecting information/data onto the surface of the shipment/item. With reference again to FIG. 8, the visually unique aspect may be a label secured to the shipment/item 102 that may be identified within image information/data captured by the AR computing entity 110.

FIG. 9 is a flowchart illustrating example steps for providing shipment/item information/data via an AR computing entity 110. In operation, the AR computing entity 110 may be configured to detect shipment/item information/data broadcast from one or more shipments/items 102 (e.g., within a broadcast range of the shipments/items), as indicated at Block 901 of FIG. 9. In various embodiments, the shipment/item information/data comprises information/data identifying a visually unique aspect of the corresponding shipment/item. For example, the visually unique aspect may be identified as a symbol, a computer-readable identifier (e.g., a bar code, a QR code, a Maxicode, and/or the like), an alphanumeric symbol recognizable via OCR by the AR computing entity 110, one or more color patterns on the shipment/item 102, and/or the like.

The AR computing entity 110 may be configured to capture image information/data of one or more shipments/items 102, for example, via a camera, a light scanner, and/or the like, and to search the captured image information/data for the visually unique aspects of the shipments/items 102 for which shipment/item information/data is received, as indicated at Blocks 902-903. Upon identifying the visually unique aspects of the shipments/items 102 within the image data, the AR computing entity 110 is configured to determine the location of the visually unique aspects within the captured image data, as indicated at Block 904. For example, the AR computing entity 110 may be configured to count the number of pixels between a reference location within the image information/data (e.g., an upper left corner of the captured image data) and the location of the visually unique aspect to identify the location of the visually unique aspect within the image data. Upon determining the location of the visually unique aspects within the image data, the AR computing entity 110 is configured to provide shipment-specific information/data in a location correlated to the location of the identified relevant unique identifier. For example, in embodiments in which the AR computing entity 110 is configured to display an image of the various shipments/items 1002 detected by the visual sensor, the AR computing entity 110 may be configured to generate a composite image comprising the shipment-specific information/data overlaid onto the image proximate the location of the detected unique identifier (Block 905 of FIG. 9), as shown in FIG. 8, which schematically illustrates the shipment-specific information/data as letters displayed overlaid onto the image adjacent the detected visually unique aspect. As yet another example, in embodiments in which the AR computing entity 110 comprises a transparent lens through which a user is able to review the shipments/items 102 identified by the visual sensor, the AR computing entity may be configured to generate a visual indicia of the shipment-specific information/data at a location on the lens such that the shipment-specific information/data appears overlaid onto or proximate the relevant shipment/item 102. Accordingly, the shipment-specific information/data is interposed

between the user's eyes and the shipment/item 102. As yet another non-limiting example, the AR computing entity 110 may be configured to project shipment-specific information/data onto a surface of the relevant shipment/item 110, for example, via a projector. Accordingly, the AR computing entity 110 is configured to provide shipment-specific information/data 110 to a user such that a user is able to identify various attributes of shipments/items 102 based on the provided shipment-specific information/data, without requiring the user to individually request information/data regarding each specific shipment/item 102.

In various embodiments, the AR computing entity 110 may be configured to receive shipment/item information/data from a plurality of shipments/items 102 simultaneously, and to display the shipment-specific information/data regarding the plurality of shipments/items 102 simultaneously. As a specific example, the AR computing entity 110 may be configured to receive shipment/item information/data for a plurality of shipments/items 102 in a stack of shipments/items 102, and to simultaneously display the shipment-specific information/data for the plurality of shipments/items 102 in the stack (e.g., via a display, via a lens, via a projector, and/or the like).

4. Multi-Shipment/item Shipping

As discussed herein, various shipments/items may be embodied as modular shipments/items 252 comprising a plurality of child shipments/items 253 that may be detached from the modular shipment/item 252 and sent to distinct final destination addresses. As discussed herein, each of the child shipments/items 253 may be connected shipments/items, and the child shipments/items 253 may be collectively configured to provide wireless connectivity for the modular shipment/item 253 as discussed herein.

In various embodiments, the modular shipment/item 252 may be associated with first shipment/item information/data specific to the modular shipment/item 252. The first shipment/item information/data may specify a destination location for the modular shipment/item 252 (a default destination for each of the included child shipments/items if those child shipments/items 253 are not otherwise rerouted to alternative destination locations). Because the wireless connectivity of the modular shipment/item 252 may be provided by at least one of the included child shipments/items 253, at least one of the child shipments/items 253 may store shipment/item information/data for the modular shipment/item 252 thereon. However, in certain embodiments, the child shipment/item 253 information/data may be correlated with the modular shipment/item 252 information/data (e.g., by linking the child shipment/item information/data with the modular shipment/item information/data in the carrier computing entity 100) unless and/or until the child shipment/item 253 is determined to be detached from the modular shipment/item 252. For example, upon detecting that at least two child shipments/items 253 from the modular shipment/item 252 are broadcasting shipment/item information/data, the carrier computing entity 100 (and/or another computing entity) may be configured to determine that at least one of the detected child shipment/items 253 have been detached from the modular shipment/item 252. In various embodiments, the carrier computing entity 100 may be configured to compare the relative rankings of each detected child shipment/item 253 (e.g., based at least in part on the shipment/item information/data). In certain embodiments, the highest ranking child shipment/item 253 detected to be broadcasting shipment/item information/data may be determined to be disconnected from the modular shipment/item 252 in embodiments in which the highest remaining child

shipment/item 253 provides the wireless connectivity for the shipment/item. However, it should be understood that any of a variety of methodologies may be utilized to determine whether a child shipment/item 253 has been disconnected from the modular shipment/item 252.

As inferred above, each of the child shipments/items 253 may be associated with corresponding shipment/item information/data specific to the respective child shipment/item 253. The child shipment/item information/data may specify a destination for the child shipment/item 253, which may be updated if the child shipment/item 253 is redirected to an alternative destination location (e.g., a destination location different from the destination location assigned to the modular shipment/item 252).

In operation, the modular shipment/item 252 (comprising a plurality of child shipments/items 253) may be shipped from a shipper to an initial destination location. The initial destination location may be a particular carrier location, a second shipper location (e.g., a second location operated by the shipper), the original shipper location (e.g., the modular shipment/item 252 may be shipped in a round-trip through a portion of the carrier's logistics network, extending through a plurality of carrier locations before returning to the shipper, and/or the like).

Once the modular shipment/item 252 is in the carrier logistics network, the modular shipment/item 252 may be configured to self-monitor its location, as discussed herein. Moreover, once the shipment/item is introduced into the carrier's shipping network, the shipper may continue to solicit orders for items contained in one or more of the child shipments/items 253 of the modular shipment/item 252. Once an order for a child shipment/item 253 is received by the shipper and an alternative destination location is identified for at least one of the child shipments/items 253, the shipper may transmit instructions to the carrier (e.g., by transmitting instruction information/data from a shipper computing entity to the carrier computing entity 100) identifying the alternative destination location for at least one of the child shipments/items 253. The carrier computing entity 100 may then update the modular shipment/item information/data to indicate that at least one of the child shipments/items 253 are to be disconnected from the modular shipment/item 252 and redirected to the alternative destination location. In certain embodiments, the carrier computing entity 100 may identify a specific child shipment/item 253 (e.g., in embodiments in which each child shipment/item 253 contains a unique item), or the carrier computing entity 100 may simply specify that any one of the plurality of child shipments/items 253 should be disconnected and rerouted to the alternative destination location.

By updating the modular shipment/information data, the carrier computing entity 100 provides a notification to computing entities retrieving information/data about the modular shipment/item 252 that at least one of the child shipments/items 253 is to be disconnected from the modular shipment/item 252. Upon receipt of the notification to disconnect one or more of the child shipments/items 253, a carrier employee and/or an automated shipment/item handler may be configured to automatically disconnect the at least one child shipment/item 253 from the modular shipment/item 252 to initiate redirection of the child shipment/item 253.

Upon disconnecting the at least one child shipment/item 253 from the modular shipment/item 252, the wireless connectivity aspects of the child shipment/item 253 activate (if they were not already active). In the event the disconnected child shipment/item 253 had been providing wireless

connectivity for the modular shipment/item 252, then another of the still-connected child shipments/items 253 activates to continue providing wireless connectivity for the modular shipment/item 252. As discussed herein, the highest ranking child shipment/item 253 that remains secured to the modular shipment/item 252 becomes active to provide wireless connectivity for the modular shipment/item 252.

The disconnected child shipment/item 253 is thereafter rerouted to the alternative destination location based on the updated shipment/item information/data. In various embodiments, a shipping label indicative of the updated shipment/item information/data may be secured relative to the child shipment/item 253.

CONCLUSION

Many modifications and other embodiments of the inventions set forth herein will come to mind to one skilled in the art to which these inventions pertain having the benefit of the teachings presented in the foregoing descriptions and the associated drawings. Therefore, it is to be understood that the inventions are not to be limited to the specific embodiments disclosed and that modifications and other embodiments are intended to be included within the scope of the appended claims. Although specific terms are employed herein, they are used in a generic and descriptive sense only and not for purposes of limitation.

That which is claimed:

1. A method for collecting shipment data for an electronically connected shipment via a computing entity, the method comprising:

broadcasting, by the computing entity, an activation signal within a communication range surrounding the computing entity;

in response to the broadcasting, detecting, via a wireless communication component of the computing entity, the electronically connected shipment positioned within a communication range surrounding the computing entity wherein the activation signal causes the electronically connected shipment to transmit a shipment identifier in response to the electronically connected shipment being brought within the communication range;

in response to detecting the electronically connected shipment, initializing executable instructions stored within a non-transitory memory of the computing entity for:

storing a shipment identifier transmitted from the electronically connected shipment;

requesting shipment data associated with the electronically connected shipment, the requested shipment data being requested from the connected shipment;

storing at least a portion of the requested shipment data in association with the shipment identifier;

determining a current location of the computing entity;

based on the determined current location of the computing entity and the shipment being within the communication range of the communication entity, determining a ship from location;

storing the ship from location in association with the shipment identifier; and transmitting the stored portion of the requested shipment data, the ship from location, and the shipment identifier to a carrier computing entity to cause the carrier computing entity to generate a shipment profile for the shipment.

2. The method of claim 1, wherein requesting shipment data associated with the electronically connected shipment comprises requesting user input from a user of the computing entity.

3. The method of claim 2, wherein requesting user input comprises:

generating one or more audio outputs, wherein each audio output comprises a prompt for voice input from the user; and

after generating each of the one or more audio outputs, monitoring data received by a microphone of the computing entity.

4. The method of claim 1, wherein requesting shipment data associated with the electronically connected shipment comprises requesting the shipment data from a separate computing entity located within the communication range surrounding the computing entity.

5. The method of claim 1, wherein:

detecting the electronically connected shipment comprises detecting a signal broadcast from a wireless transmitter physically secured with the shipment; and the communication range is defined by the wireless broadcast range of the wireless transmitter physically secured with the shipment.

6. The method of claim 1, further comprising:

transmitting a shipment pick-up request to the carrier computing entity to request the carrier to pick-up the shipment at a designated location.

7. The method of claim 1, further comprising steps for activating the electronically connected shipment to enable detection by the wireless communication component of the computing entity, wherein the electronically connected shipment comprises a first packaging component and a second packaging component, wherein each of the first packaging component and the second packaging component comprise a portion of an electronic communication circuit, and wherein activating the electronically connected shipment comprises sealing the first packaging component relative to the second packaging component to electronically connect each portion of the electronic communication circuit to create a closed circuit therebetween.

8. A computing entity for collecting shipment data for an electronically connected shipment, the computing entity comprising:

one or more non-transitory memory storage areas;

at least one wireless communication component;

one or more sensing components, wherein each sensing component receives shipment data; and

one or more processors;

wherein the computing entity:

broadcasts an activation signal within a communication range surrounding the computing entity;

in response to the broadcast of the activation signal, detects, via the wireless communication component, the electronically connected shipment positioned within a communication range surrounding the computing entity wherein the activation signal causes the electronically connected shipment to transmit a shipment identifier in response to the electronically connected shipment being brought within the communication range;

upon detecting the electronically connected shipment, initializes executable instructions stored within the one or more non-transitory memory storage areas for:

storing a shipment identifier transmitted from the electronically connected shipment;

31

requesting shipment data from the connected shipment associated with the electronically connected shipment; storing at least a portion of the requested shipment data in association with the shipment identifier; determining a current location of the computing entity; 5 based on the determined current location of the computing entity and the shipment being within the communication range of the communication entity, determining a ship from location; storing the ship from location in association with the shipment identifier; and transmitting the stored portion of the requested shipment data and the shipment identifier to a carrier computing entity to cause the carrier computing entity to generate a shipment profile for the shipment. 10

9. The computing entity of claim **8**, wherein requesting shipment data associated with the electronically connected shipment comprises requesting user input from a user of the computing entity. 15

10. The computing entity of claim **9**, wherein: the one or more sensing components comprises a microphone; and requesting user input comprises: 20 generating one or more audio outputs, wherein each audio output comprises a prompt for voice input from the user; and after generating each of the one or more audio outputs, monitoring data received by the microphone of the computing entity. 25

11. The computing entity of claim **8**, wherein: detecting the electronically connected shipment comprises detecting, via the wireless communication component, a signal broadcast from a wireless transmitter physically secured with the shipment; and 30 the communication range is defined by the wireless broadcast range of the wireless transmitter physically secured with the shipment. 35

12. A computer program product comprising at least one non-transitory computer-readable storage medium having computer-readable program code portions stored therein, the computer-readable program code portions comprising: 40 an executable portion that broadcasts, by a computing entity, an activation signal within a communication range surrounding the computing entity; 45 an executable portion that detects, in response to the broadcasting, the presence of an electronically connected shipment within a communication range of a computing entity based at least in part on signals received from one or more wireless communication components of the computing entity wherein the activation signal causes the electronically connected shipment to transmit a shipment identifier in response to the 50

32

electronically connected shipment being brought within the communication range; 5 an executable portion that stores a shipment identifier transmitted from the electronically connected shipment; an executable portion that requests shipment data associated with the electronically connected shipment; an executable portion that stores at least a portion of the requested shipment data from the connected shipment in association with the shipment identifier; 10 an executable portion that determines a current location of the computing entity; based on the determined current location of the computing entity and the shipment being within the communication range of the communication entity, an executable portion to determine a ship from location; 15 an executable portion that stores the ship from location in association with the shipment identifier; and an executable portion that transmits the stored portion of the requested shipment data and the shipment identifier to a carrier computing entity to cause the carrier computing entity to generate a shipment profile for the shipment. 20

13. The computer program product of claim **12**, wherein requesting shipment data associated with the electronically connected shipment comprises requesting user input from a user of the computing entity. 25

14. The computer program product of claim **13**, wherein requesting user input comprises: 30 generating one or more audio outputs via the computing entity, wherein each audio output comprises a prompt for voice input from the user; and after generating each of the one or more audio outputs, monitoring data received by a microphone of the computing entity. 35

15. The computer program product of claim **12**, wherein requesting shipment data associated with the electronically connected shipment comprises requesting the shipment data from a separate computing entity located within the communication range surrounding the computing entity. 40

16. The computer program product of claim **12**, wherein: detecting the electronically connected shipment comprises detecting a signal broadcast from a wireless transmitter physically secured with the shipment; and 45 the communication range is defined by the wireless broadcast range of the wireless transmitter physically secured with the shipment. 50

17. The computer program product of claim **12**, further comprising: an executable portion that transmits a shipment pick-up request to the carrier computing entity to request the carrier to pick-up the shipment at a designated location.

* * * * *